PROJECT REFERENCE NO.	SHEET NO.
R-2514D	EC-39/CONST.II
R/W SHEET NO.	
ROADSIDE ENVIRONMENTAL PROJECT ENGINEER	

LEVEL III CERTIFIED BY:
STACEY H. BAILEY, PE
CERTIFICATION NUMBER: 3074
ISSUED: FEBRUARY 2, 2015

FINAL EROSION CONTROL FOR CONSTRUCTION SHEET 11

NAD 83/NSRS 2007

DETAIL 'E'
SPECIAL CUT DITCH
(Not to Scale)

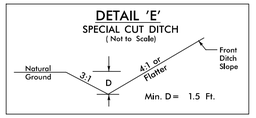

Min. D = 1.5 Ft.

FROM STA. 404+50 TO STA. 409+00 LT. –L–

DETAIL 'G'
SPECIAL CUT GRASSED SWALE
(Not to Scale)

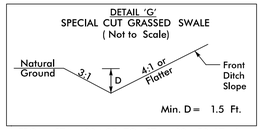

Min. D = 1.5 Ft.

FROM STA. 400+95 TO STA. 402+50 LT. –L–
FROM STA. 404+50 TO STA. 408+50 RT. –L–
FROM STA. 399+70 TO STA. 400+95 LT. –L–

DETAIL 'H'
SPECIAL LATERAL GRASSED SWALE
(Not to Scale)

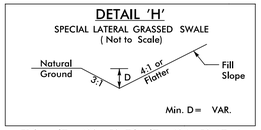

Min. D = VAR.

FROM STA. 402+50 TO STA. 404+50 LT. –L–

DETAIL W
LATERAL 'V' DITCH
(Not to Scale)

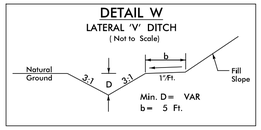

Min. D = VAR
b = 5 Ft.

FROM STA. 397+00 TO STA. 398+50 RT. –L–

DETAIL 'J'
LATERAL BASE DITCH
(Not to Scale)

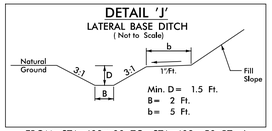

Min. D = 1.5 Ft.
B = 2 Ft.
b = 5 Ft.

FROM STA. 403+00 TO STA. 403+50 RT. –L–

DETAIL 'K'
LATERAL BASE DITCH
(Not to Scale)

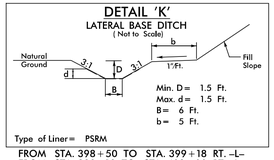

Min. D = 1.5 Ft.
Max. d = 1.5 Ft.
B = 6 Ft.
b = 5 Ft.

Type of Liner = PSRM

FROM STA. 398+50 TO STA. 399+18 RT. –L–
FROM STA. 399+18 TO STA. 403+00 RT. –L–

DETAIL 'U'
FALSE SUMP
(Not to Scale)

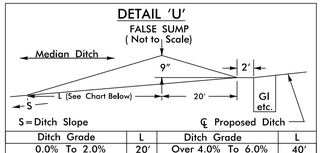

S = Ditch Slope
℄ Proposed Ditch

Ditch Grade	L	Ditch Grade	L
0.0% To 2.0%	20'	Over 4.0% To 6.0%	40'
Over 2.0% To 4.0%	30'	Over 6.0%	50'

DETAIL 'FF'
MEDIAN 'V' DITCH
(Not to Scale)

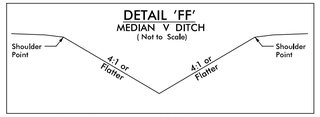

FROM STA. 398+50 TO STA. 401+50 –L–
FROM STA. 401+50 TO STA. 404+00 –L–

57
C. E. WILLIE, SR, HEIRS

56
THOMAS B. MOORE, ET AL

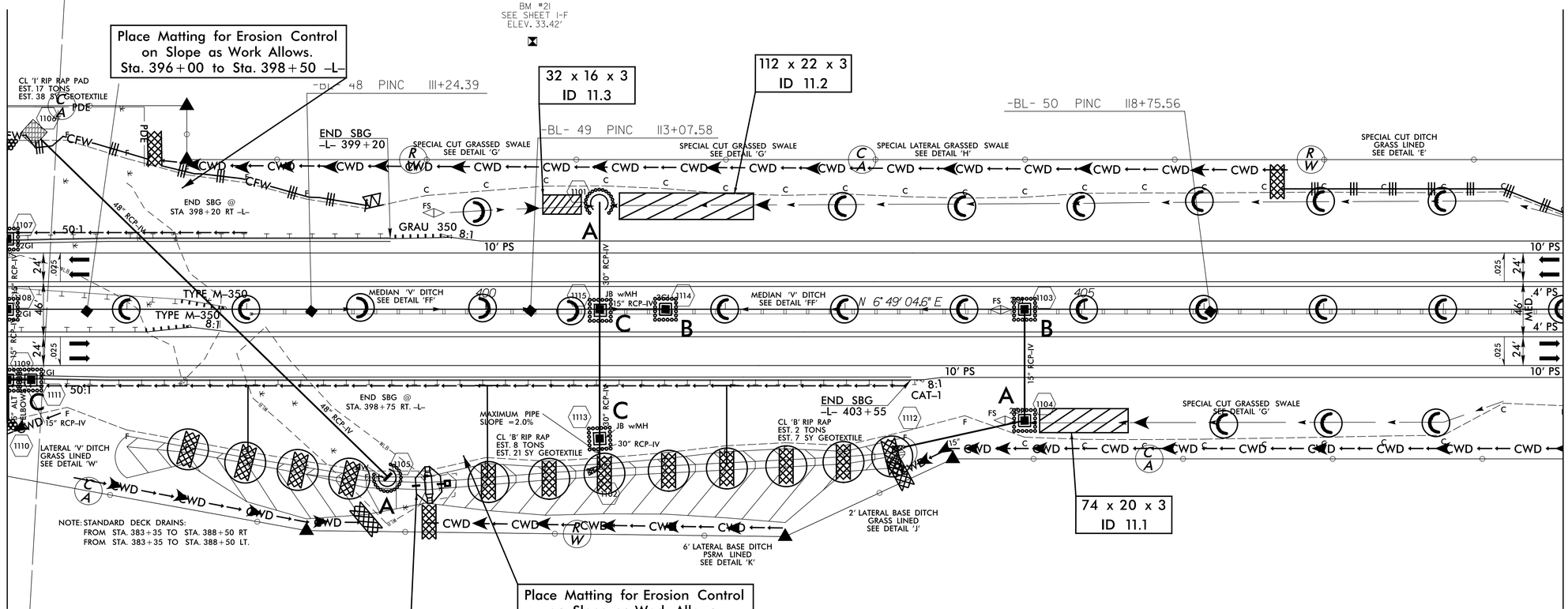

CLEAN WATER DIVERSION

CWD — CWD — CWD — CWD — CWD — CWD

(Not to Scale)

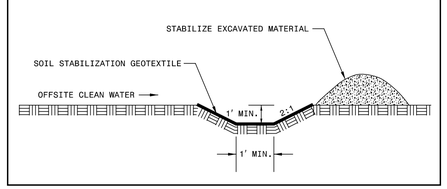

NOTE:
CONTRACTOR SHALL PROVIDE INLET PROTECTION FOR PARTIALLY INSTALLED STORM DRAINS. THIS MEASURE SHOULD BE INSTALLED AT THE END OF EACH WORKING DAY.

NOTE:
CONTRACTOR SHALL MAINTAIN ALL DEVICES AS PROJECT IS BROUGHT UP TO GRADE.

NOTE:
ALL EROSION CONTROL DEVICES SHOWN ARE LOCATED WITHIN R/W OR EASEMENT.

SBG – "SHOULDER BERM GUTTER"

SEE SHEET 36 FOR –L– PROFILE
SEE SHEETS S-1 THRU S-? FOR STRUCTURE PLANS

REVISIONS

8/17/99

$$$$$$SYSTIME$$$$$$
R:\Hydraulics\Erosion Control\CADD\R2514D_hydl_final_psh_11139.dgn
TRA ENGINEERING, INC.