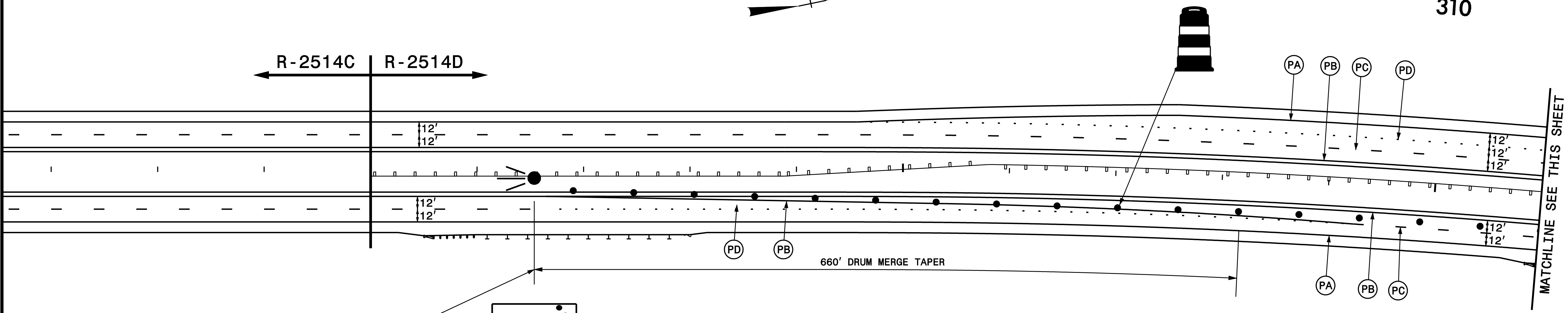


300

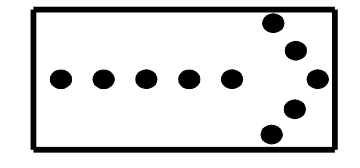
305

310

R-2514C | R-2514D


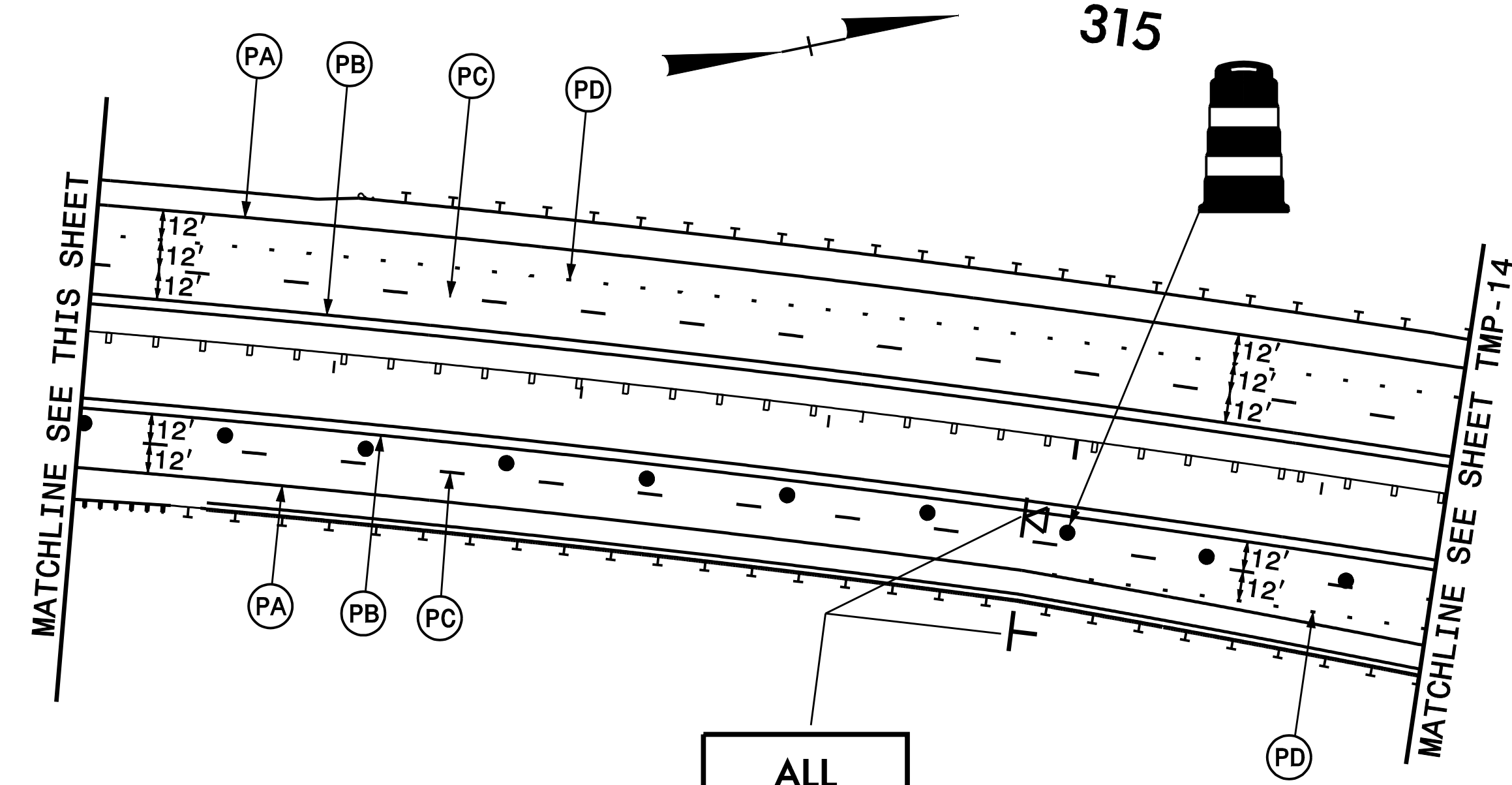


SEE ROADWAY STANDARD DRAWING 1101.03, SHEET 7 OF 9 FOR ADDITIONAL DEVICES PRIOR TO THIS POINT



STA. 301+65 +/- -L-




315



STA. 314+85 +/- -L-

TEMPORARY PAVEMENT MARKINGS PLACED BY THE RESPECTIVE CONTRACTOR. TRAFFIC CONTROL DEVICES (SIGNS, FLASHING ARROW PANELS, DRUMS, CHANGEABLE MESSAGE SIGNS) PLACED BY THE R-2514C CONTRACTOR EXCEPT AS NOTED WITH AN ASTERISK.

ALL PAVEMENT MARKINGS SHOWN ON THIS SHEET ARE NEW PAINT PAVEMENT MARKINGS INSTALLED IN THE FINAL PATTERN CONFIGURATION. SEE FINAL PAVEMENT MARKING PLANS FOR THESE DETAILS.

<p>PLAN PREPARED IN THE OFFICE OF:</p> <p>PROGRESSIVE DESIGN GROUP, INC.</p> <p>ENGINEERS • CONSULTANTS</p>	<p>APPROVED:  DATE: 4/16/2015</p> <p>SEAL</p> 		<p>TRANSPORTATION MANAGEMENT PLAN PHASE II DETAILS</p>
--	--	---	--