

520

520

510

510

500

500

490

490

480

480

470

470

510

510

500

500

490

490

480

480

470

470

520

520

510

510

500

500

490

490

480

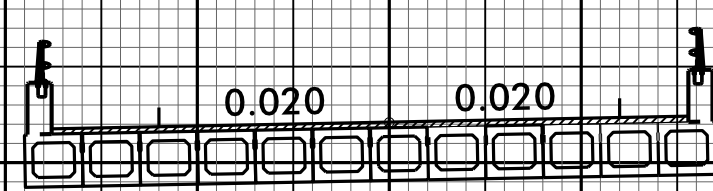
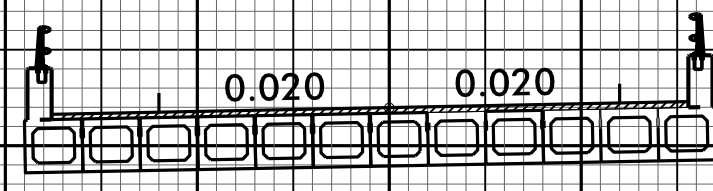
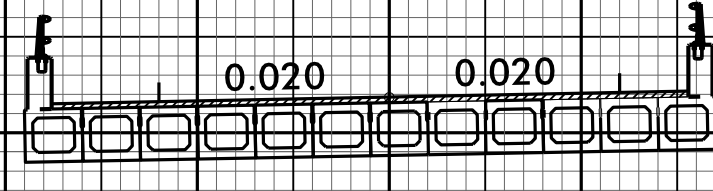
480

470

470

460

460



2.1' 2.1'  
486.94  
GRADE TO THIS LINE EL. 491.20

489.85  
22 + 50.00

480.62  
22 + 25.00

475.76  
22 + 00.00

- / -