

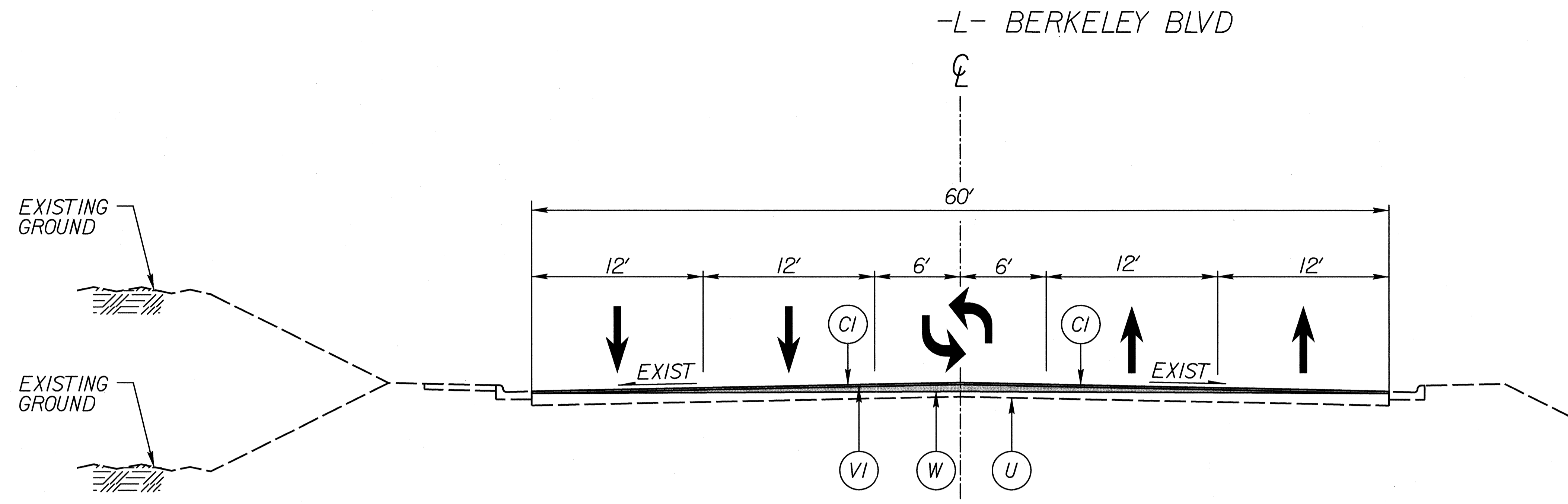


Kimley-Horn  
and Associates, Inc.  
P.O. BOX 33068  
RALEIGH, N.C. 27636-3068

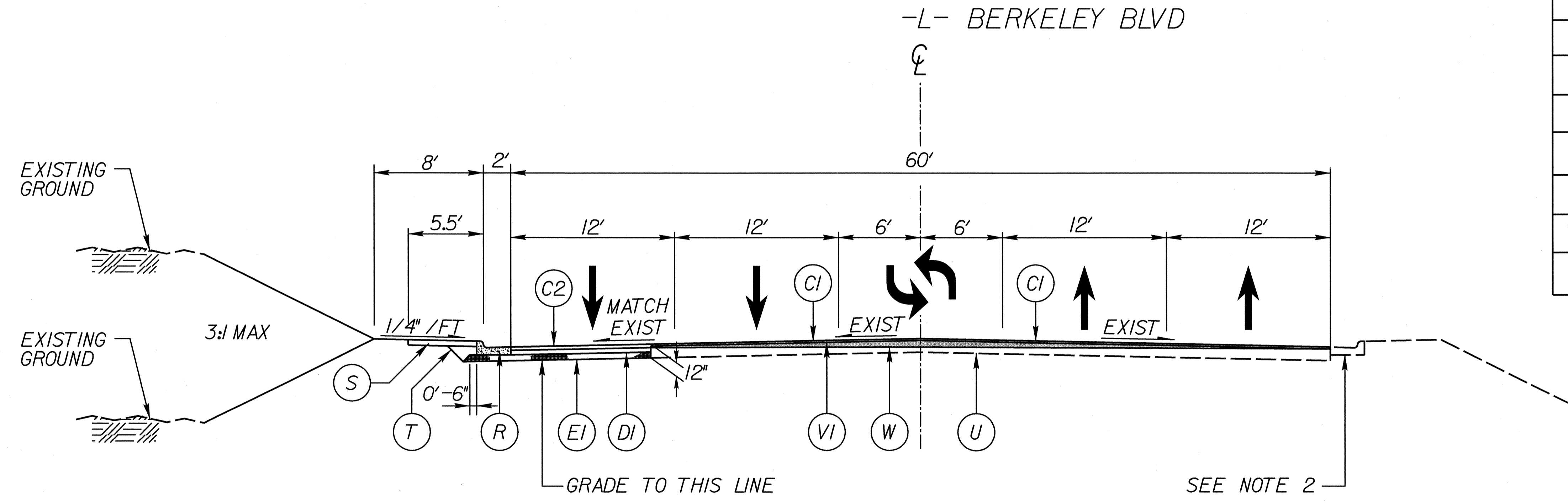


**PAVEMENT SCHEDULE**

C1	1.5" TYPE S9.5B
C2	3" TYPE S9.5B
C3	PROP. VAR. DEPTH TYPE S9.5B,
D1	4" TYPE I19.0B
D2	PROP. VAR. DEPTH TYPE I19.0B
E1	5" TYPE B25.0B
E2	PROP. VAR. DEPTH TYPE B25.0B
J	6" AGGREGATE BASE COURSE
P	PRIME COAT
R	2'-6" CONCRETE CURB AND GUTTER
S	4" CONCRETE SIDEWALK
T	EARTH MATERIAL
U	EXISTING PAVEMENT
V1	MILLING ASPHALT PAVEMENT, 1.5" DEPTH
V2	MILLING ASPHALT PAVEMENT, 3" DEPTH
W	VARIABLE DEPTH ASPHALT PAVEMENT



**TYPICAL SECTION NO.2**  
-L- STA 27+50.00 TO STA 32+35.00



**TYPICAL SECTION NO.3**  
-L- STA 32+35.00 TO STA 67+33.97 (NEW HOPE RD)

- NOTES:**
- FULL DEPTH PAVEMENT REPAIR WILL BE NEEDED DUE TO CULVERT CONSTRUCTION FROM -L- STA 33+45 +/- TO STA 33+85 +/- (SEE TRAFFIC CONTROL PLANS)
  - REPLACE 2'-6" C&G FROM -L- STA 33+08.00 TO STA 34+22.00 (RT) DUE TO DRAINAGE SYSTEM AND BOX CULVERT INSTALLATION.

K:\RAL\_Roadway\011746003 (Berkeley Blvd)\Plan\011746003\_Typ.dgn 1/17/2013