

**This electronic collection of documents is provided  
for the convenience of the user  
and is Not a Certified Document –**

**The documents contained herein were originally issued  
and sealed by the individuals whose names and license  
numbers appear on each page, on the dates appearing  
with their signature on that page.**

**This file or an individual page  
shall not be considered a certified document.**

STATE NC	T.I.P. # K-4908	SHEET # 1 of 1
WBS # 39894.1.1	P.A. Project #	Description #
39894.3.FSI		P.E. RW CONST.

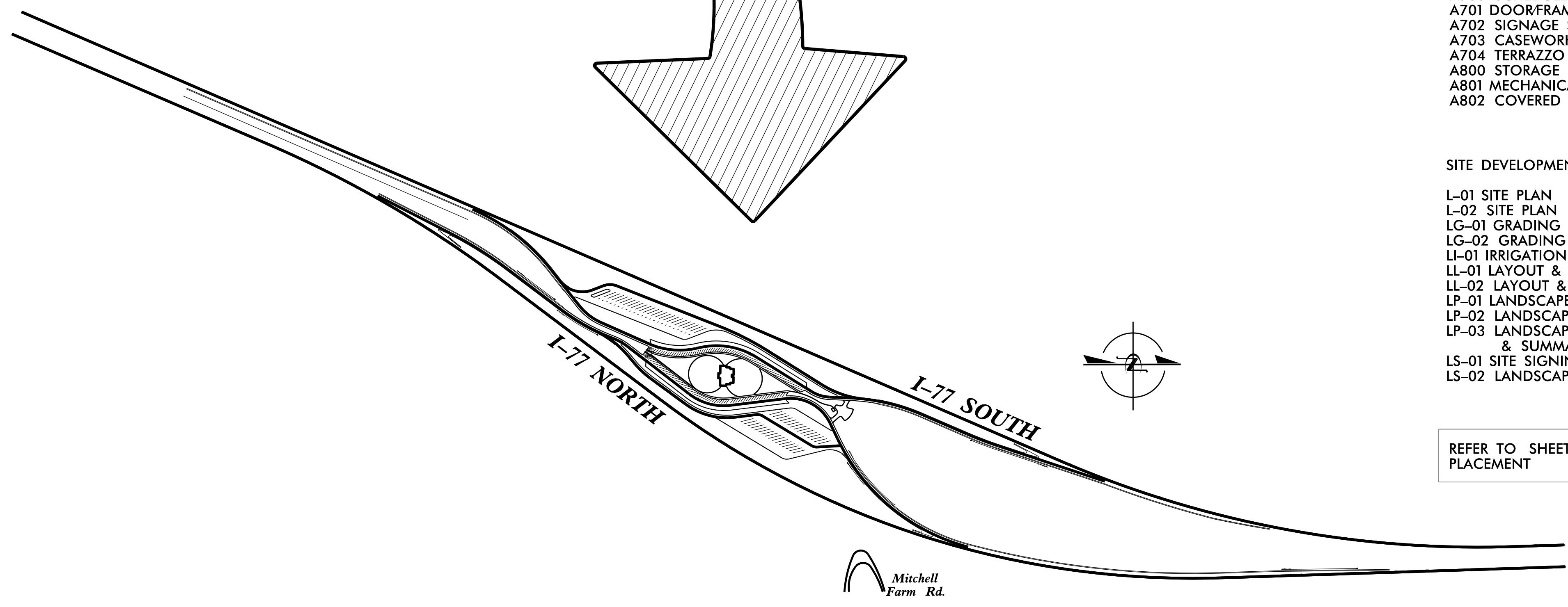
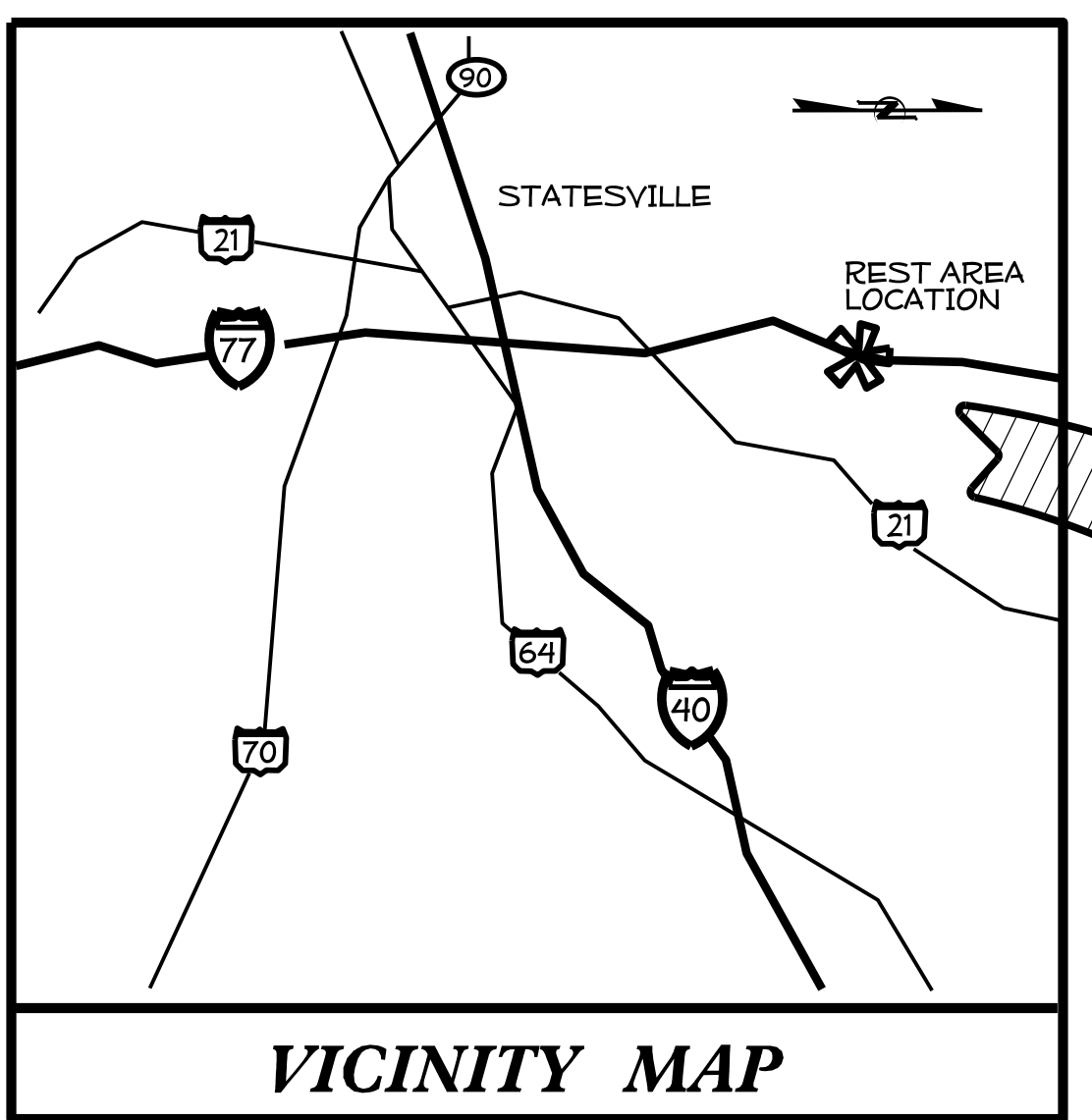
# STATE OF NORTH CAROLINA DIVISION OF HIGHWAYS

## IREDELL COUNTY

### MEDIAN REST AREA

**Location: I-77, 5 Miles North of Statesville, NC**

**Type of Work: New Building and Site Work**



#### INDEX OF SHEETS ARCHITECTURAL & SITE DEVELOPMENT PLANS

##### LT TITLE SHEET

##### GENERAL SHEETS

- A000 COVER SHEET
- A001 GENERAL NOTES
- A002 BUILDING CODE SUMMARY
- A003 LIFE SAFETY PLAN

##### ARCHITECTURAL SHEETS

- A100 SITE PLAN
- A101 ARCHITECTURAL SITE PLAN
- A200 GROUND FLOOR PLAN
- A201 REFLECTED CEILING PLANS
- A202 MECH. MEZZ & LWR. ROOF
- A203 UPPER ROOF PLAN
- A204 FINISH PLAN
- A210 TOILET ROOM - MENS
- A211 TOILET ROOM - WOMENS
- A212 TOILET ROOM - WOMENS/MENS/FAMILY
- A300 BUILDING ELEVATIONS
- A400 BUILDING SECTIONS
- A500 WALL SECTIONS
- A501 WALL SECTIONS
- A502 WALL SECTIONS
- A503 WALL SECTIONS
- A504 ENLARGE DETAILS - SECTION
- A505 ENLARGE DETAILS - SECTION
- A506 ENLARGE DETAILS - SECTION
- A507 ENLARGE DETAILS - PLAN
- A508 ENLARGE DETAILS - PLAN
- A600 NOT USED
- A700 SCHEDULES & DOOR TYPES
- A701 DOORFRAME TYPES & ENLARGED DETAILS
- A702 SIGNAGE SCHEDULE
- A703 CASEWORK
- A704 TERRAZZO FLOOR & WALL PANEL
- A800 STORAGE BUILDING
- A801 MECHANICAL SCREEN
- A802 COVERED PORCH BENCHES & RAILING

##### SITE DEVELOPMENT PLANS

- L-01 SITE PLAN
- L-02 SITE PLAN
- LG-01 GRADING & DRAINAGE PLAN
- LG-02 GRADING & DRAINAGE PLAN
- LI-01 IRRIGATION PLAN
- LL-01 LAYOUT & DIMENSION PLAN
- LL-02 LAYOUT & DIMENSION PLAN
- LP-01 LANDSCAPE PLAN
- LP-02 LANDSCAPE PLAN
- LP-03 LANDSCAPE PLAN - COURTYARD & SUMMARY OF LANDSCAPE QUANTITIES
- LS-01 SITE SIGNING PLAN
- LS-02 LANDSCAPE LIGHTING LAYOUT & DETAILS

REFER TO SHEETS L-01 & L-02 FOR UTILITY PLACEMENT

##### STRUCTURAL SHEETS

- S100 GENERAL STRUCTURAL NOTES
- S101 FOUNDATION PLAN
- S102 MECHANICAL MEZZANINE AND LOW ROOF FRAMING PLAN
- S103 UPPER ROOF FRAMING PLAN
- S104 SLAB PLAN
- S201 BUILDING SECTIONS
- S301 FOUNDATION & FRAMING DETAILS
- S401 FRAMING DETAILS

##### PLUMBING SHEETS

- P100 PLUMBING SCHEDULES & NOTES
- P200 PLUMBING - DWV PLAN
- P300 PLUMBING - SUPPLY PLAN
- P400 PLUMBING - DWV RISER
- P500 PLUMBING - SUPPLY RISER

##### MECHANICAL SHEETS

- M100 HVAC SCHEDULES
- M200 HVAC PLAN
- M300 HVAC PLAN
- M400 HVAC DETAILS

##### ELECTRICAL SHEETS

- E100 ELECTRICAL NOTES
- E200 ELECTRICAL - LIGHTING PLAN
- E300 ELECTRICAL - LIGHTING PLAN
- E400 ELECTRICAL - DWV RISER
- E500 ELECTRICAL - DWV RISER
- E600 ELECTRICAL - PANEL SCHEDULES

- LD-01 STONE WALL & PAVERS DETAILS
- LD-02 PERGOLA & ARBOR DETAILS
- LD-03 TRAIL DETAILS
- LD-04 FENCE & GATE DETAILS
- LD-05 RAINWATER COLLECTION SYSTEM
- LD-06 STAIRS, WASTE CONTAINER, FLAGPOLE, & YARD HYDRANT DETAILS
- LD-07 PICNIC SHELTER DETAILS
- LD-08 PICNIC TABLE DETAILS
- LD-09 DEPRESSED CURB RAMP
- LD-10 WATER FEATURE
- LD-11 PLANTING DETAIL SHEET
- LD-12 TRANSFORMER PAD


**Contract: C203566 Iredell County - I-77 Rest Area**

**Contract: C203566**

**Contract: C203566**

Rest Area & Site Development	Architectural/Engineering		
<b>Roadside Environmental Unit</b>	<b>Clearscapes</b>	<b>Mechanical/Elec/Plumb.:</b>	<b>Structural:</b>
1557 MAIL SERVICE CENTER RALEIGH, NORTH CAROLINA 27699-1557 OFFICE (919) 707-2920 FAX (919) 715-2554	311-200 W. MARTIN STREET RALEIGH, NORTH CAROLINA 27601 OFFICE (919) 821-2775 FAX (919) 821-0804 <small>Designed by: Bob Kopetsky</small>	BURKE DESIGN GROUP 305-109 DURHAM DRIVE RALEIGH, NC 27603 (919)618-0717	LYSAGHT & ASSOCIATES 120 ST. MARY'S STREET RALEIGH, NC 27605 (919)833-0495

**North Carolina Department of Transportation  
Division of Highways  
1 South Wilmington Street Raleigh, North Carolina**



**I-77  
Iredell Co. Rest Area**

Plans Drawn By: KOPETSKY
Scale n/a
Date 1 / 8 / 15
Letting Date
2012 Standard Specifications
Sheet Description
TITLE SHEET
Sheet # LT



# I-77 REST AREA

Iredell County, NC

Proj.Contract #: 6300036020  
 TIP Project#: K-4908  
 WBS #: 39894.3.1  
 Fed. ID #: IMS-77-1(i77)39

## DRAWING INDEX

### GENERAL SHEETS

- A000 COVER SHEET
- A001 GENERAL NOTES
- A002 BUILDING CODE SUMMARY
- A003 LIFE SAFETY PLAN

### ARCHITECTURAL SHEETS

- A100 SITE PLAN
- A101 ARCHITECTURAL SITE PLAN
- A200 GROUND FLOOR PLAN
- A201 REFLECTED CEILING PLANS
- A202 MECH. MEZZ & LWR. ROOF UPPER ROOF PLAN
- A203 UPPER ROOF PLAN
- A204 FINISH PLAN
- A210 TOILET ROOM - MENS
- A211 TOILET ROOM - WOMENS/
- A212 TOILET ROOM - MENS/WOMENS/ FAMILY
- A300 BUILDING ELEVATIONS
- A400 BUILDING SECTIONS
- A500 WALL SECTIONS
- A501 WALL SECTIONS
- A502 WALL SECTIONS
- A503 WALL SECTIONS
- A504 ENLARGED DETAILS - SECTION
- A505 ENLARGED DETAILS - SECTION
- A506 ENLARGED DETAILS - SECTION
- A507 ENLARGED DETAILS - PLAN
- A508 ENLARGED DETAILS - PLAN
- A600 NOT USED
- A700 SCHEDULES & DOOR TYPES
- A701 DOOR/FRAME TYPES & ENLARGED DETAILS
- A702 SIGNAGE SCHEDULE
- A703 CASEWORK
- A704 TERRAZZO FLOOR & WALL PANEL
- A800 STORAGE BUILDING
- A801 MECHANICAL SCREENS
- A802 COVERED PORCH BENCHES & RAILING

### STRUCTURAL SHEETS

- S100 GENERAL STRUCTURAL NOTES
- S101 FOUNDATION PLAN
- S102 MECHANICAL MEZZANINE AND LOW ROOF FRAMING PLAN
- S103 UPPER ROOF FRAMING PLAN
- S104 SLAB PLAN
- S201 BUILDING SECTIONS
- S301 FOUNDATION AND FRAMING DETAILS
- S401 FRAMING DETAILS

### PLUMBING SHEETS

- P100 PLUMBING SCHEDULES & NOTES
- P200 PLUMBING - DWV PLAN
- P300 PLUMBING - SUPPLY PLAN
- P400 PLUMBING - DWV RISER
- P500 PLUMBING - SUPPLY RISER

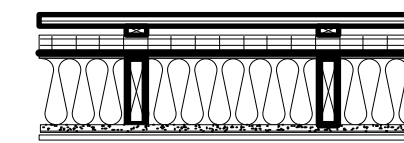
### MECHANICAL SHEETS

- M100 HVAC SCHEDULES
- M200 HVAC PLAN
- M300 HVAC PLAN
- M400 HVAC DETAILS

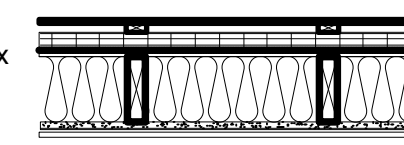
### ELECTRICAL SHEETS

- E100 ELECTRICAL NOTES
- E200 ELECTRICAL - LIGHTING PLAN
- E300 ELECTRICAL - LIGHTING PLAN
- E400 ELECTRICAL - DWV RISER
- E500 ELECTRICAL - DWV RISER
- E600 ELECTRICAL - PANEL SCHEDULES

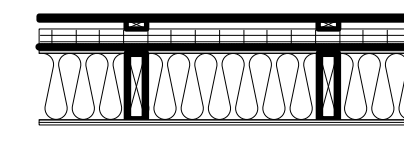
## WALL TYPES



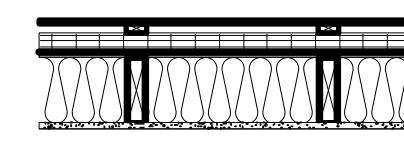
- TYPE EXT-01**  
 - CEMENT BOARD LAP SIDING  
 - 3/4" AIR SAPCE  
 - 1 1/2" RIGID INSULATION PANEL  
 - BUILDING WRAP  
 - 1/2" EXTERIOR SHEATHING  
 - 2X6 WOOD STUDS - SEE STRUCTURAL DRAWINGS  
 - BATT INSULATION (R-19)  
 - 5/8" CEMENTITIOUS BACKER BOARD  
 - PORCELAIN TILE IN SOME LOCATIONS - SEE FINISH SCHEDULE



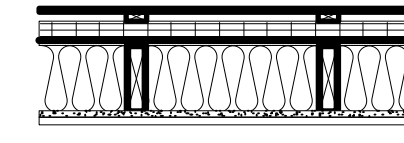
- TYPE EXT-02**  
 - 5/16" CEMENT BOARD PANEL  
 - 3/4" AIR SAPCE  
 - 1 1/2" RIGID INSULATION PANEL  
 - BUILDING WRAP  
 - 1/2" EXTERIOR SHEATHING  
 - 2X6 WOOD STUDS - SEE STRUCTURAL DRAWINGS  
 - BATT INSULATION (R-19)  
 - 5/8" CEMENTITIOUS BACKER BOARD  
 - PORCELAIN TILE IN SOME LOCATIONS - SEE FINISH SCHEDULE



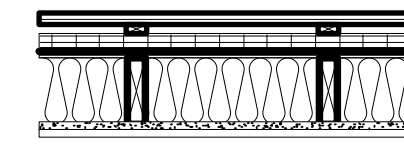
- TYPE EXT-03**  
 - 5/16" CEMENT BOARD PANEL  
 - 3/4" AIR SAPCE  
 - 1 1/2" RIGID INSULATION PANEL  
 - BUILDING WRAP  
 - 1/2" EXTERIOR SHEATHING  
 - 2X6 WOOD STUDS - SEE STRUCTURAL DRAWINGS  
 - BATT INSULATION (R-19)  
 - 1/2" INTERIOR SHEATHING



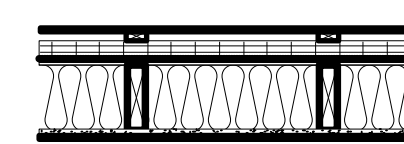
- TYPE EXT-04**  
 - 5/16" CEMENT BOARD PANEL  
 - 3/4" AIR SAPCE  
 - 1 1/2" RIGID INSULATION PANEL  
 - BUILDING WRAP  
 - 1/2" EXTERIOR SHEATHING  
 - 2X6 WOOD STUDS - SEE STRUCTURAL DRAWINGS  
 - BATT INSULATION (R-19)  
 - 5/8" GYPSUM WALL BOARD



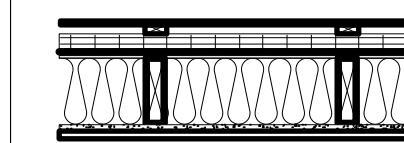
- TYPE EXT-05**  
 - 5/16" CEMENT BOARD PANEL  
 - 3/4" AIR SAPCE  
 - 1 1/2" RIGID INSULATION PANEL  
 - BUILDING WRAP  
 - 1/2" EXTERIOR SHEATHING  
 - 2X6 WOOD STUDS - SEE STRUCTURAL DRAWINGS  
 - BATT INSULATION (R-19)  
 - 5/8" GYPSUM WALLBOARD  
 - 5/8" WOOD PLANK



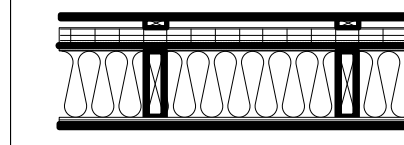
- TYPE EXT-06**  
 - CEMENT BOARD LAP SIDING  
 - 3/4" AIR SAPCE  
 - 1 1/2" RIGID INSULATION PANEL  
 - BUILDING WRAP  
 - 1/2" EXTERIOR SHEATHING  
 - 2X6 WOOD STUDS - SEE STRUCTURAL DRAWINGS  
 - BATT INSULATION (R-19)  
 - 5/8" GYPSUM WALLBOARD  
 - 5/8" WOOD PLANK IN SOME LOCATIONS - SEE FINISH SCHEDULE



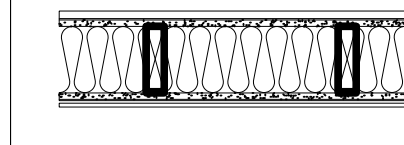
- TYPE EXT-07**  
 - CEMENT BOARD LAP SIDING  
 - 3/4" AIR SAPCE  
 - 1 1/2" RIGID INSULATION PANEL  
 - BUILDING WRAP  
 - 1/2" EXTERIOR SHEATHING  
 - 2X6 WOOD STUDS - SEE STRUCTURAL DRAWINGS  
 - BATT INSULATION (R-19)  
 - 1/2" INTERIOR SHEATHING  
 - 5/16" CEMENT BOARD PANEL



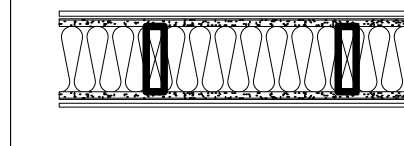
- TYPE EXT-08**  
 - 5/16" CEMENT BOARD PANEL  
 - 3/4" AIR SAPCE  
 - 1 1/2" RIGID INSULATION PANEL  
 - BUILDING WRAP  
 - 1/2" EXTERIOR SHEATHING  
 - 2X6 WOOD STUDS - SEE STRUCTURAL DRAWINGS  
 - BATT INSULATION (R-19)  
 - 5/8" GYPSUM WALLBOARD  
 - 5/8" WOOD PLANK IN SOME LOCATION - SEE FINISH SCHEDULE



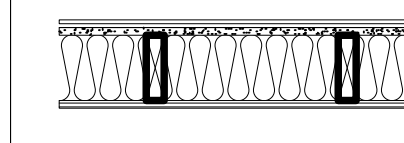
- TYPE EXT-09**  
 - 5/16" CEMENT BOARD PANEL  
 - 3/4" AIR SAPCE  
 - 1 1/2" RIGID INSULATION PANEL  
 - BUILDING WRAP  
 - 1/2" EXTERIOR SHEATHING  
 - 2X6 WOOD STUDS - SEE STRUCTURAL DRAWINGS  
 - BATT INSULATION (R-19)  
 - 1/2" INTERIOR SHEATHING  
 - 5/16" CEMENT BOARD PANEL



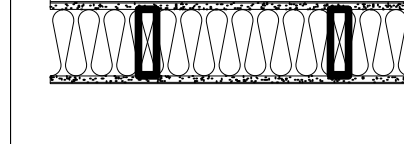
- TYPE INT-01**  
 - 5/8" WOOD PLANK IN SOME LOCATION - SEE FINISH SCHEDULE  
 - 5/8" GYPSUM WALLBOARD  
 - 2X6 WOOD STUDS - SEE STRUCTURAL DRAWINGS  
 - SOUND ATTENUATING BATT INSULATION  
 - 5/8" CEMENTITIOUS BACKER BOARD  
 - PORCELAIN TILE IN SOME LOCATIONS - SEE FINISH SCHEDULE



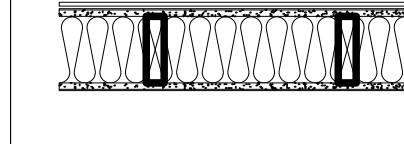
- TYPE INT-02**  
 - PORCELAIN TILE AT TOILET ROOM - SEE FINISH SCHEDULE  
 - 5/8" CEMENTITIOUS BACKER BOARD  
 - 2X6 WOOD STUDS - SEE STRUCTURAL DRAWINGS  
 - SOUND ATTENUATING BATT INSULATION  
 - 5/8" CEMENTITIOUS BACKER BOARD  
 - PORCELAIN TILE AT TOILET ROOM - SEE FINISH SCHEDULE



- TYPE INT-03**  
 - PORCELAIN TILE AT TOILET ROOM - SEE FINISH SCHEDULE  
 - 5/8" CEMENTITIOUS BACKER BOARD  
 - 2X6 WOOD STUDS - SEE STRUCTURAL DRAWINGS  
 - SOUND ATTENUATING BATT INSULATION  
 - 5/8" INTERIOR SHEATHING



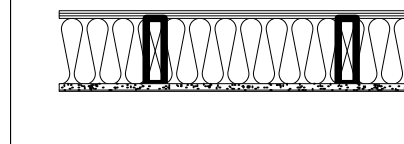
- TYPE INT-04**  
 - 5/8" WOOD PLANK IN SOME LOCATION - SEE FINISH SCHEDULE  
 - 5/8" GYPSUM WALLBOARD  
 - 2X6 WOOD STUDS - SEE STRUCTURAL DRAWINGS  
 - SOUND ATTENUATING BATT INSULATION



- TYPE INT-05**  
 - PORCELAIN TILE AT TOILET ROOM - SEE FINISH SCHEDULE  
 - 5/8" CEMENTITIOUS BACKER BOARD  
 - 2X6 WOOD STUDS - SEE STRUCTURAL DRAWINGS  
 - SOUND ATTENUATING BATT INSULATION  
 - 5/8" GYPSUM WALLBOARD



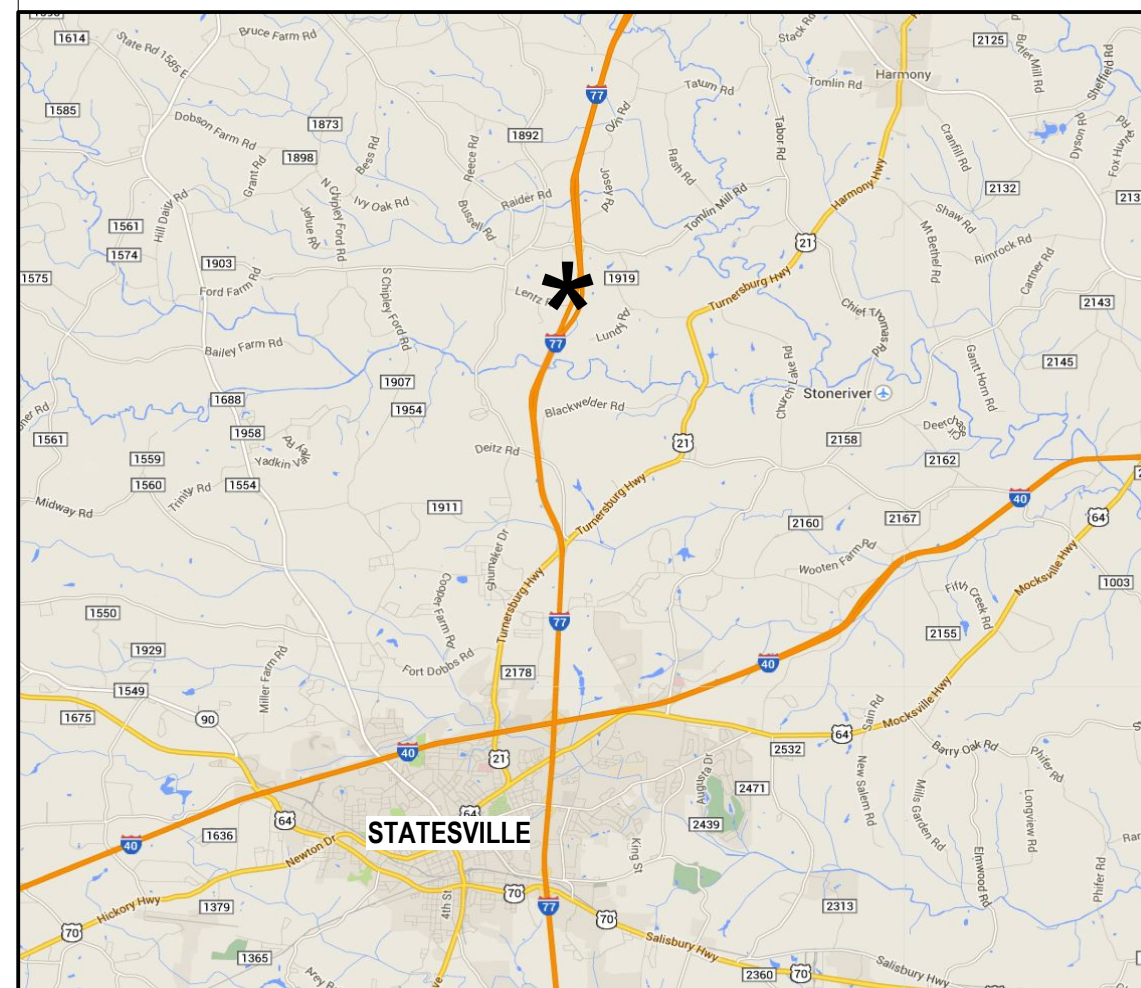
- TYPE INT-06**  
 - 5/8" GYPSUM WALL BOARD  
 - 2X6 WOOD STUDS - SEE STRUCTURAL DRAWINGS  
 - 5/8" GYPSUM WALL BOARD



- TYPE INT-07**  
 - 5/8" PLYWOOD AT MECHANICAL ROOM OR CHASE AREA - SEE FINISH SCHEDULE  
 - 2X6 WOOD STUDS - SEE STRUCTURAL DRAWINGS  
 - SOUND ATTENUATING BATT INSULATION  
 - 5/8" GYPSUM WALLBOARD



## AREA MAP



BID DOCUMENTS

CLEARSCAPES  
 ARCHITECTURE + ART

311-200 W. Martin Street  
 Raleigh, NC 27601

919.821.2775  
 919.821.0604 fax  
 artarc@clearscapes.com


### CONSULTANTS

Structural Consultant  
 Lysaght & Associates  
 120 St. Mary's Street  
 Raleigh, NC 27605  
 Phone 919.833.0495  
 Fax 919.833.7636

Systems Consultant  
 Burke Design Group, PA  
 3305-109 Durham Drive  
 Raleigh, NC 27603  
 Phone 919.553.2900  
 Fax 919.553.7298

Proj. Contract #: 6300036020  
 TIP Project #: K-4908  
 WBS#: 39894.3.1  
 F.A. Project #: IMS-77-1(177)39

### SEALS



DocuSigned by:  
 55DE3CC3F304 2014.12.30

BID DOCUMENTS  
 2014/12/30

### PROJECT

I-77  
 REST AREA  
 Iredell County, NC

### REVISIONS

NO. DATE OF REVISION

### PROJECT DATA

DATE: 2014.12.30  
 DRAWN: RW/MH  
 CHECKED: SDS  
 FILENAME: CD\_2D\_FloorPlans.vwx  
 PROJECT NO: 2013\_0260  
 PRINTING: Bid Documents

### SHEET DATA

COVER SHEET

### SHEET NO.

A000



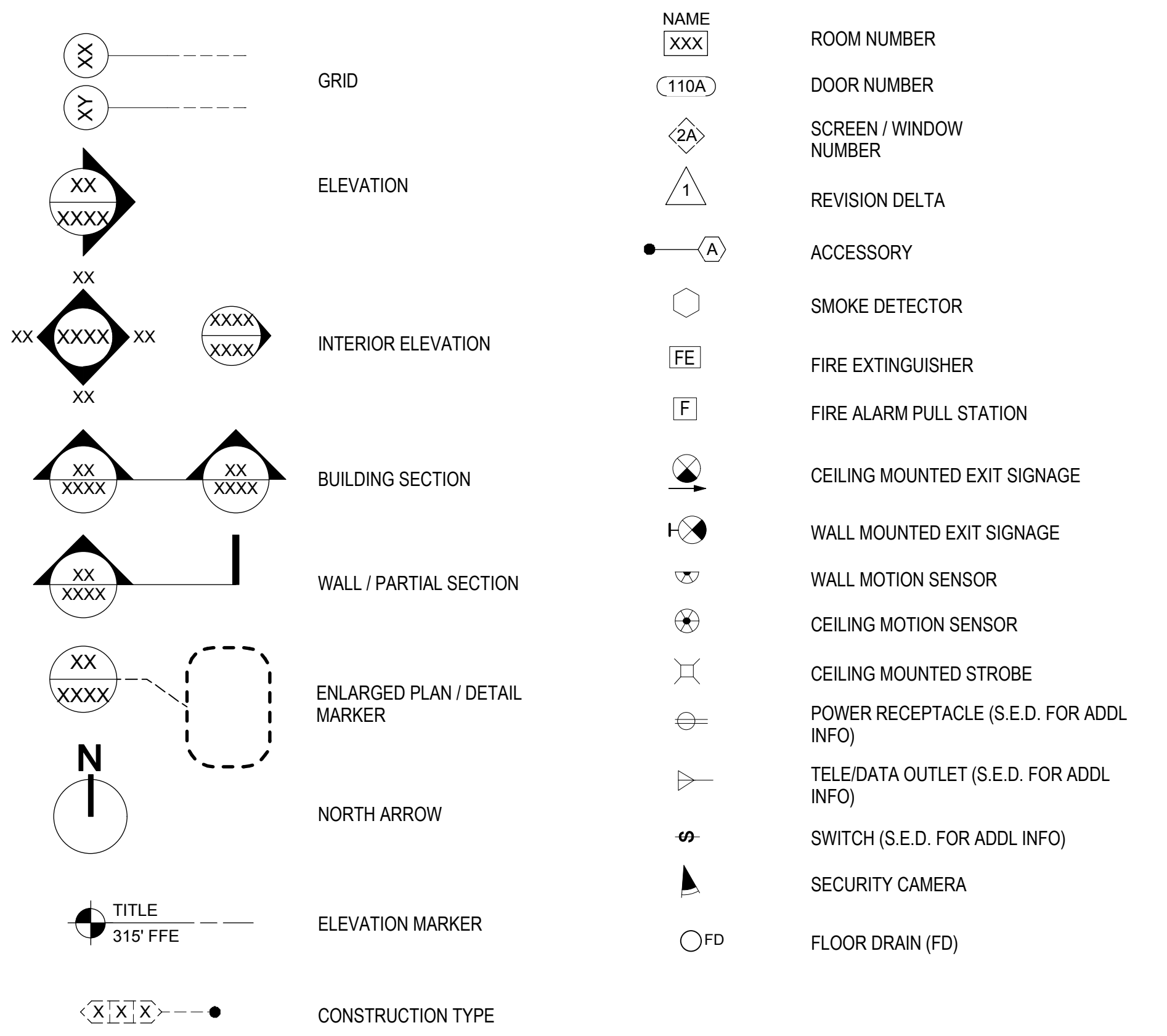
ABBREVIATIONS

Table of abbreviations and their corresponding full names, organized in columns. Includes terms like AND, ACC, ACT, ADA, etc.

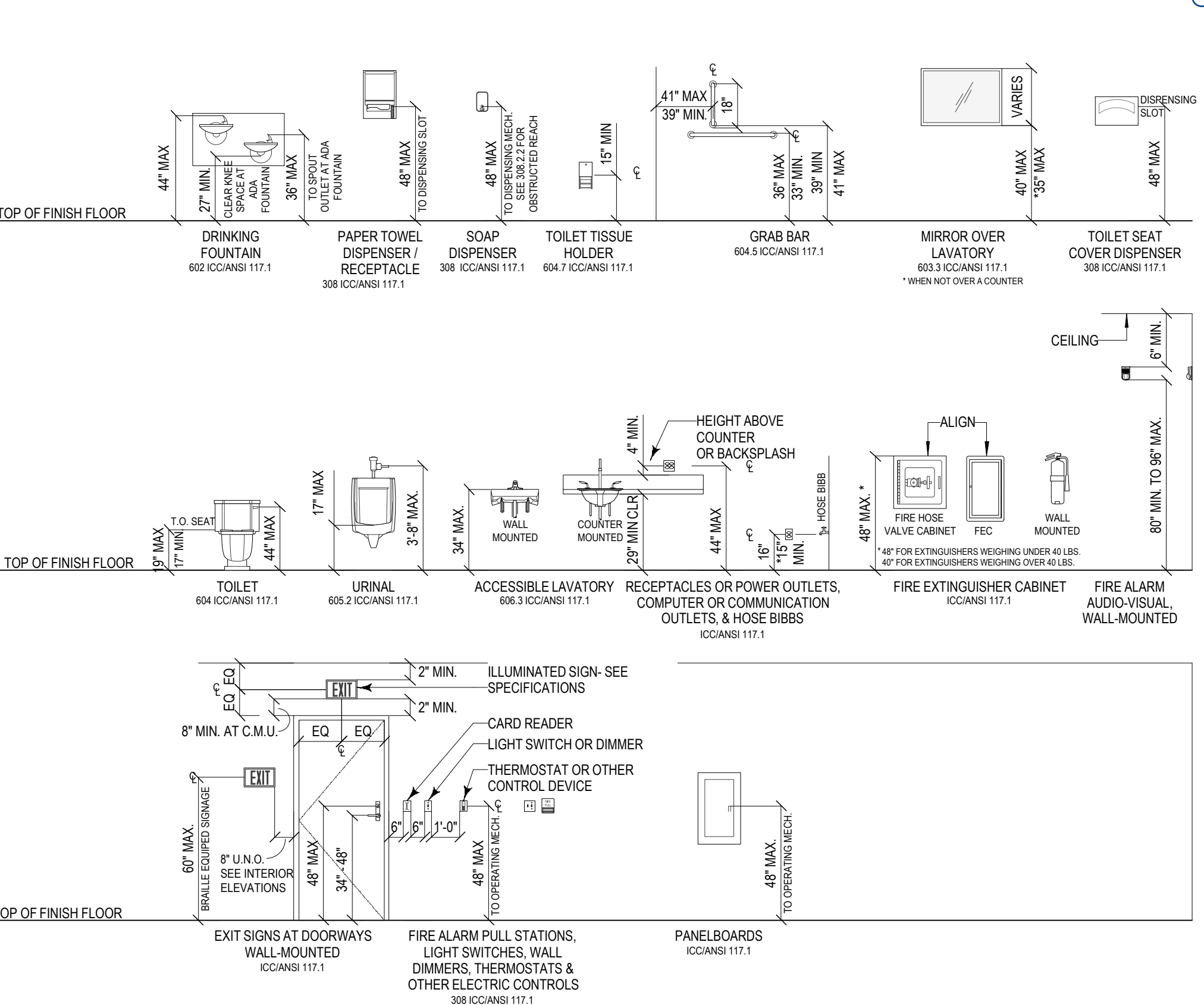
GENERAL NOTES

REGULATORY REQUIREMENTS
0-0. ALL WORK SHALL CONFORM TO:
- NORTH CAROLINA STATE BUILDING CODE, 2012 EDITION AND CURRENT AMENDMENTS
0-1. THE CODE COMPLIANCE SUMMARIES ARE GUIDES TO THE CONSTRUCTION CRITERIA DEVELOPED FOR THIS PROJECT.
GENERAL REQUIREMENTS
1-0. REFER TO THE PROJECT MANUAL FOR COMPLETE GENERAL REQUIREMENTS AND CONDITIONS OF THE CONTRACT.
DIMENSIONING REQUIREMENTS
2-0. DIMENSIONS ARE NOTED OR CAN BE DETERMINED FROM OTHER INFORMATION INCLUDED IN THE DRAWINGS.
OTHER REQUIREMENTS
3-1. TYPICAL DETAILS SHOWN ON THE DRAWINGS SHALL BE INCORPORATED AT ALL APPROPRIATE LOCATIONS...

SYMBOLS




MOUNTING HEIGHTS



CLEARSCAPES ARCHITECTURE + ART
311-200 W. Martin Street
Raleigh, NC 27601
919.821.2775
919.821.0804 fax
artarc@clearscapes.com

Proj. Contract #: 6300036020
TIP Project #: K-4908
WBS#: 39894.3.1
F.A. Project #: IMS-77-1(177)39



BID DOCUMENTS
2014/12/30

I-77 REST AREA
Iredell County, NC

Table with columns for NO., DATE OF REVISION, PROJECT DATA, and SHEET DATA. Includes drawing title, date, and project information.

GENERAL NOTES
A001



2012 APPENDIX B BUILDING CODE SUMMARY FOR ALL COMMERCIAL PROJECTS (EXCEPT I AND 2-FAMILY DWELLINGS AND TOWNHOUSES)

Name of Project: I-77 REST AREA
Address: I-77, IREDELL COUNTY, NC
Proposed Use: NCDOT SAFETY REST AREA

Table with columns: DESIGNER, FIRM, NAME, LICENSE #, TELEPHONE #, E-MAIL. Lists design firms like Clearscapes, PA and Benjamin Burke.

2012 EDITION OF NC CODE FOR: [X] New Construction [ ] Addition [ ] Upfit
EXISTING: [ ] Reconstruction [ ] Alteration [ ] Repair [ ] Renovation

BASIC BUILDING DATA
Construction Type: [ ] I-A [ ] II-A [ ] III-A [ ] IV [ ] V-A
[ ] I-B [ ] II-B [ ] III-B [ ] V-B

Table with columns: FLOOR, EXISTING (SQ FT), NEW (SQ FT), SUB-TOTAL. Lists floors from 6th to Basement.

2012 NC Administrative Code and Policies

This separation is not exempt as a Non-Separated Use (see exceptions).
Actual Area of Occupancy A + Actual Area of Occupancy B
Allowable Area of Occupancy A ≤ 1

Table with columns: STORY NO., DESCRIPTION AND USE, (A) BLDG AREA PER STORY (ACTUAL), (B) TABLE 503.5 AREA, (C) AREA FOR FRONTAGE INCREASE, (D) AREA FOR SPREKLER INCREASE, (E) ALLOWABLE AREA OR UNLIMITED, (F) MAXIMUM BUILDING AREA.

1. Frontage area increases from Section 506.2 are computed thus:
a. Perimeter which fronts a public way or open space having 20 feet minimum width = 300' (F)
b. Total Building Perimeter = 380' (P)
c. Ratio (F/P) = 0.79 (F/P)
d. W = Minimum width of public way = 30' (W)
e. Percent of frontage increase I1 = 100 [F/P - 0.25] x W/30 = 54 (%)

Table with columns: ALLOWABLE HEIGHT, INCREASE FOR SPRINKLERS, SHOWN ON PLANS, CODE REFERENCE. Lists building height and sprinkler requirements.

2012 NC Administrative Code and Policies

Table with columns: BUILDING ELEMENT, FIRE SEPARATION DISTANCE (FEET), REQ'D, RATING PROVIDED, DETAIL # AND SHEET #, DESIGN # FOR RATED ASSEMBLY, DESIGN # FOR RATED PENETRATION, DESIGN # FOR RATED JOINTS.

LIFE SAFETY SYSTEM REQUIREMENTS

Emergency Lighting: [ ] No [X] Yes
Exit Signs: [ ] No [X] Yes
Fire Alarm: [X] No [ ] Yes
Smoke Detection Systems: [X] No [ ] Yes [ ] Partial
Panic Hardware: [ ] No [X] Yes

LIFE SAFETY PLAN REQUIREMENTS

Life Safety Plan Sheet #: A003
[ ] Fire and/or smoke rated wall locations (Chapter 7)
[ ] Assumed and real property line locations

2012 NC Administrative Code and Policies

- Exterior wall opening area with respect to distance to assumed property lines (705.8)
[ ] Existing structures within 30' of the proposed building
[ ] Occupancy types for each area as it relates to occupant load calculation (Table 1004.1.1)

ACCESSIBLE DWELLING UNITS (SECTION 1107)

Table with columns: TOTAL UNITS, ACCESSIBLE UNITS REQUIRED, ACCESSIBLE UNITS PROVIDED, TYPE A UNITS REQUIRED, TYPE A UNITS PROVIDED, TYPE B UNITS REQUIRED, TYPE B UNITS PROVIDED, TOTAL ACCESSIBLE UNITS PROVIDED.

ACCESSIBLE PARKING SEE SITE PLAN BY NCDOT (SECTION 1106)

Table with columns: LOT OR PARKING AREA, TOTAL # OF PARKING SPACES REQUIRED, # OF ACCESSIBLE SPACES PROVIDED (REGULAR WITH 5' ACCESS AISLE, 132' ACCESS AISLE, 8' ACCESS AISLE), TOTAL # ACCESSIBLE PROVIDED.

STRUCTURAL DESIGN

DESIGN LOADS:

Importance Factors: Wind (Iw) 1.0, Snow (Is) 1.0, Seismic (Ie) 1.0
Live Loads: Roof 20 psf, Mezzanine n/a psf, Floor 100 psf
Ground Snow Load: 20 psf, SLOPED ROOF SNOW LOAD = 12 psf

2012 NC Administrative Code and Policies

Wind Load: Basic Wind Speed 90 mph (ASCE-7)
Exposure Category C
Wind B Shears (for MWFRS) Vx = 23.1 KIPS Vy = 30.2 KIPS

SEISMIC DESIGN CATEGORY: [ ] A [X] B [ ] C [ ] D
Occupancy Category (Table 1604.5) [ ] I [X] II [ ] III [ ] IV
Spectral Response Acceleration Ss = 0.25 %g
Site Classification (Table 1613.5.2) [ ] A [ ] B [ ] C [X] D [ ] E [ ] F

LATERAL DESIGN CONTROL: Earthquake [ ] Wind [X]

SOIL BEARING CAPACITIES: Field Test (provide copy of test report) 2000 psf
Presumptive Bearing capacity N/A psf
Pile size, type, and capacity N/A

SPECIAL INSPECTIONS REQUIRED: [ ] Yes [X] No

PLUMBING FIXTURE REQUIREMENTS (TABLE 2902.1)

Table with columns: USE, WATERCLOSETS (MALE, FEMALE), URINALS, LAVATORIES (MALE, FEMALE), SHOWERS/TUBS, DRINKING FOUNTAINS (REGULAR, ACCESSIBLE).

SPECIAL APPROVALS

Special approval: (Local Jurisdiction, Department of Insurance, OSC, DPI, DHHS, ICC, etc., describe below)

STATE CONSTRUCTION OFFICE - (STATE OWNED PROPERTY)

2012 NC Administrative Code and Policies

ENERGY SUMMARY

ENERGY REQUIREMENTS: The following data shall be considered minimum and any special attribute required to meet the energy code shall also be provided.

Climate Zone: [ ] 3 [X] 4 [ ] 5

Method of Compliance:

- [X] Prescriptive (Energy Code)
[ ] Performance (Energy Code)
[ ] Prescriptive (ASHRAE 90.1)
[ ] Performance (ASHRAE 90.1)

THERMAL ENVELOPE

Roof/ceiling Assembly (each assembly) A: Struct. wood deck / rigid insulation / plywood sheathing / metal roofing

Description of assembly: B: Wood joists / batt insulation / plywood sheathing / metal roofing
U-Value of total assembly: A: 0.033; B: 0.026
R-Value of insulation: A: R-30; B: R-38

Exterior Walls (each assembly)

Description of assembly: Wood stud / batt insul. / plywd sheathing / rigid insul. / cementitious siding
U-Value of total assembly: 0.036
R-Value of insulation: R-15 (batt) ± R-8 (rigid continuous)

Walls below grade (each assembly)

Description of assembly: N/A
U-Value of total assembly: N/A
R-Value of insulation: N/A

Floors over unconditioned space (each assembly)

Description of assembly: N/A
U-Value of total assembly: N/A
R-Value of insulation: N/A

Floors slab on grade

Description of assembly: UNHEATED 4" SLAB ON GRADE
U-Value of total assembly: R-15
R-Value of insulation: 24"

2012 NC Administrative Code and Policies

MECHANICAL SUMMARY

MECHANICAL SYSTEMS, SERVICE SYSTEMS AND EQUIPMENT

Thermal Zone

winter dry bulb:
summer dry bulb:

Interior design conditions

winter dry bulb:
summer dry bulb:
relative humidity:

Building heating load:

Building cooling load:

Mechanical Spacing

Unitary:
descent:
heating capacity:
cooling capacity:
Boiler:
Chiller:

List equipment efficiencies:

ELECTRICAL SUMMARY

ELECTRICAL SYSTEM AND EQUIPMENT

Method of Compliance:

- Energy Code: [ ] Prescriptive [ ] Performance
ASHRAE 90.1: [ ] Prescriptive [ ] Performance

Lighting schedule (each fixture type)

lamp type required in fixture
number of lamps in fixture
ballast type used in the fixture
number of ballasts in fixture
total wattage per fixture
total interior wattage
total exterior wattage

Additional Prescriptions

- [ ] 506.2.1.1 Vent Mechanical Equipment
[ ] 506.2.2.1.1 Lighting Power Density
[ ] 506.2.3 Energy Recovery Ventilation Systems
[ ] 506.2.4 Higher Efficiency Service Water Heating
[ ] 506.2.5 On-Site Supply of Renewable Energy
[ ] 506.2.6 Automatic Daylighting Control Systems

2012 NC Administrative Code and Policies

311-200 W. Martin Street
Raleigh, NC 27601
919.821.2775
919.821.0604 fax
artarc@clearscapes.com

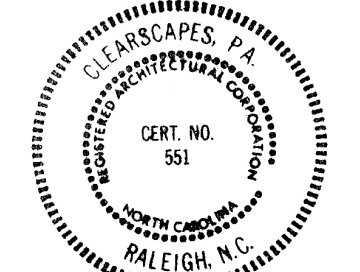
CONSULTANTS

Structural Consultant
Lysaght & Associates
120 St. Mary's Street
Raleigh, NC 27605
Phone 919.833.0495
Fax 919.833.7636

Systems Consultant
Burke Design Group, PA
3305-109 Durham Drive
Raleigh, NC 27603
Phone 919.553.2900
Fax 919.553.7298

Proj. Contract #: 6300036020
TIP Project #: K-4908
WBS#: 39894.3.1
F.A. Project #: IMS-77-1(177)39

SEALS



DocuSigned by: Steve Schuster
2014.12.30

BID DOCUMENTS
2014/12/30

PROJECT

I-77 REST AREA
Iredell County, NC

REVISIONS

NO. DATE OF REVISION

PROJECT DATA

DATE: 2014.12.30
DRAWN: RW/MH
CHECKED: SDS
FILENAME: CD\_2D\_FloorPlans.vwx
PROJECT NO: 2013\_0260
PRINTING: Bid Documents

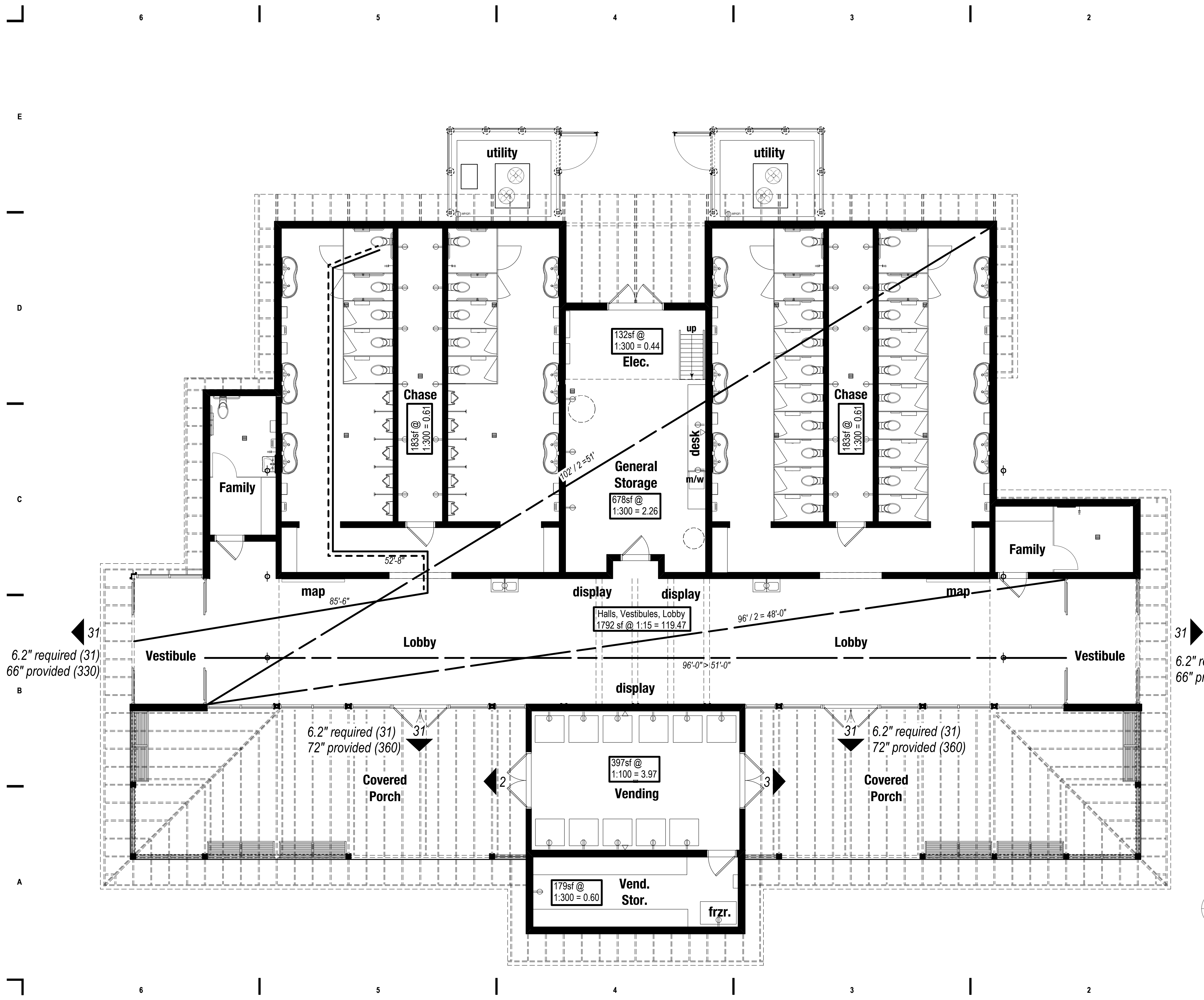
SHEET DATA

BUILDING CODE SUMMARY

SHEET NO.

A002





**BUILDING DATA**

FLOOR SPACE INSIDE OF EXTERIOR WALLS = 5,365 sf

TOTAL BUILDING OCCUPANCY = 125  
 THIS REQUIRES TWO (2) MEANS OF EGRESS AND THE DISTANCE BETWEEN EACH EXIT MUST EXCEED 1/2 THE DIMENSION OF THE DIAGONAL LENGTH OF THE BUILDING.  
 FOUR (4) EXITS ARE PROVIDED  
 DISTANCE BETWEEN EXITS IS GREATER THAN 1/2 THE DIAGONAL LENGTH OF BUILDING.

LOBBY/ENTRY/HALL OCCUPANCY IS OF 49 OR MORE THEREFORE REQUIRES TWO EXITS AND THE DISTANCE BETWEEN EXITS IS GREATER THAN 1/2 THE DIAGONAL LENGTH OF SPACE.  
 FOUR (4) EXITS ARE PROVIDED  
 DISTANCE BETWEEN EXITS IS GREATER THAN 1/2 THE DIAGONAL LENGTH OF SPACE.

DEAD END LIMIT = 20'-0" MAXIMUM  
 MAX DEAD END DISTANCE = NO DEAD ENDS

EXIT ACCESS TRAVEL DISTANCE LIMIT = 200'-0"  
 MAX. EXIT ACCESS TRAVEL DISTANCE = 85'-6"

COMMON PATH OF EGRESS TRAVEL LIMIT = 75'-0"  
 MAX. COMMON PATH OF EGRESS TRAVEL = 52'-8"

**LIFE SAFETY NOTES**

1. SEE LIFE SAFETY PLAN FOR TRAVEL DISTANCE CALCULATIONS.

**LEGEND**

- x-x" DISTANCE OF EXIT ACCESS TRAVEL PATH
- x-x- COMMON PATH OF EGRESS TRAVEL
- x-x-x- EXIT ACCESS ARRANGEMENT
- ▲ XX OCCUPANT LOAD EXITING SPACE

**BUILDING DATA**

BUILDING AREA (Including covered porches)	7,314 sf
ALLOWABLE AREA	6,000 sf
Frontage Increase (34%)	3,240 sf
TOTAL ALLOWABLE AREA w/ frontage increase	9,240 sf
BUILDING HEIGHT	23'-5"
ALLOWABLE HEIGHT	40'-0"
CONSTRUCTION TYPE	V-B
OCCUPANCY TYPE	A-3
TOTAL OCCUPANT LOAD	125

**CLEARSCAPES**  
 ARCHITECTURE + ART

311-200 W. Martin Street  
 Raleigh, NC 27601

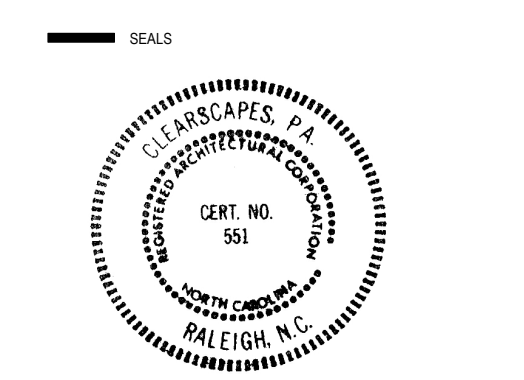
919.821.2775  
 919.821.0804 fax  
 artarc@clearscapes.com

**CONSULTANTS**

Structural Consultant  
 Lysaght & Associates  
 120 St. Mary's Street  
 Raleigh, NC 27605  
 Phone 919.833.0495  
 Fax 919.833.7636

Systems Consultant  
 Burke Design Group, PA  
 3305-109 Durham Drive  
 Raleigh, NC 27603  
 Phone 919.553.2900  
 Fax 919.553.7298

Proj. Contract #: 6300036020  
 TIP Project #: K-4908  
 WBS#: 39894.3.1  
 F.A. Project #: IMS-77-1(177)39



DocuSigned by:  
 Steven D. Schuler  
 2014.12.30

**BID DOCUMENTS**  
 2014/12/30

**PROJECT**

**I-77**  
**REST AREA**  
 Iredell County, NC

**REVISIONS**


NO.	DATE OF REVISION

**PROJECT DATA**

DATE: 2014.12.30  
 DRAWN: RW/MH  
 CHECKED: SDS  
 FILENAME: CD\_2D\_FloorPlans.vwx  
 PROJECT NO: 2013\_0260  
 PRINTING: Bid Documents

**LIFE SAFETY PLAN**

**A1**  
**A003** **LIFE SAFETY PLAN**  
 Scale: 3/16" = 1'-0"



**SHEET NO.**

**A003**





CONSULTANTS  
Structural Consultant  
Lysaght & Associates  
120 St. Mary's Street  
Raleigh, NC 27605  
Phone 919.833.0495  
Fax 919.833.7636

Systems Consultant  
Burke Design Group, PA  
3305-109 Durham Drive  
Raleigh, NC 27603  
Phone 919.553.2900  
Fax 919.553.7298

Proj. Contract #: 6300036020  
TIP Project #: K-4908  
WBS#: 39894.3.1  
F.A. Project #: IMS-77-1(177)39

SEALS



DocuSigned by:  
Steve Schuster  
2014.12.30

**BID DOCUMENTS**  
2014/12/30

PROJECT  
**I-77**  
**REST AREA**  
Iredell County, NC

REVISIONS  
NO. DATE OF REVISION

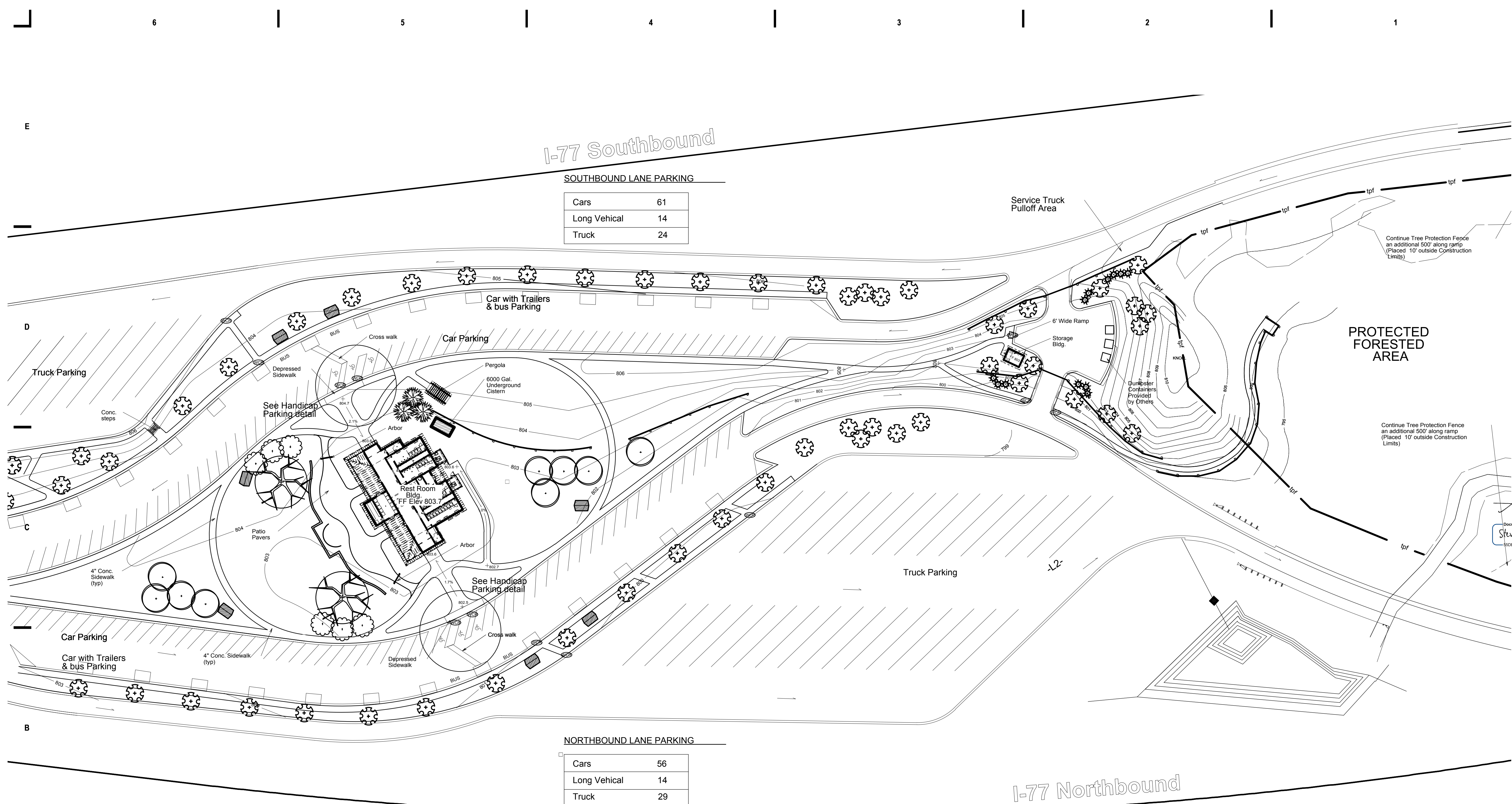
PROJECT DATA  
DATE: 2014.12.30  
DRAWN: RW/MH  
CHECKED: SDS  
FILENAME: CD\_2D\_FloorPlans.vwx  
PROJECT NO: 2013\_0260  
PRINTING: Bid Documents

SHEET DATA

SITE PLAN

SHEET NO.

**A100**

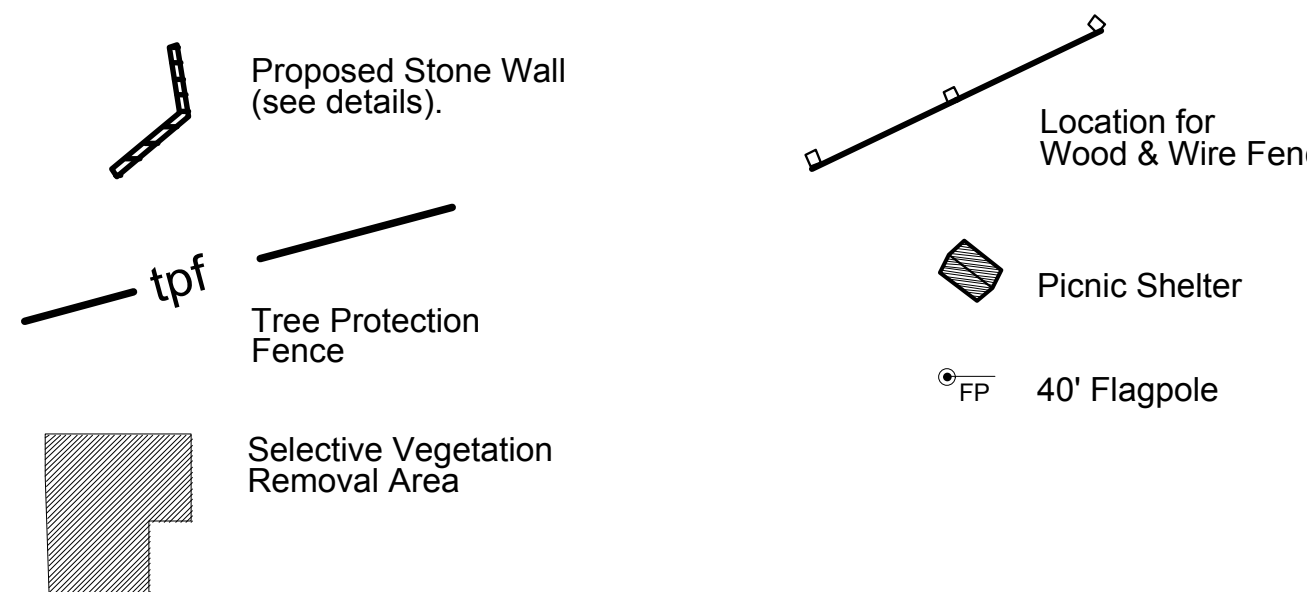


**NOTES**

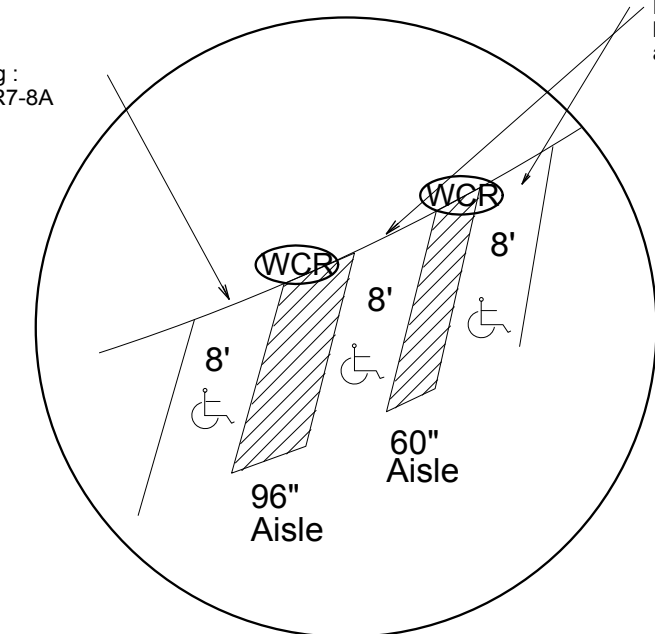
Dashed contour lines represent existing grades (pre const)

All Sidewalks have 2% Cross-slope unless noted

A (HC) Construct 'curb ramp' per Specifications; Install Handicap Signage per Code



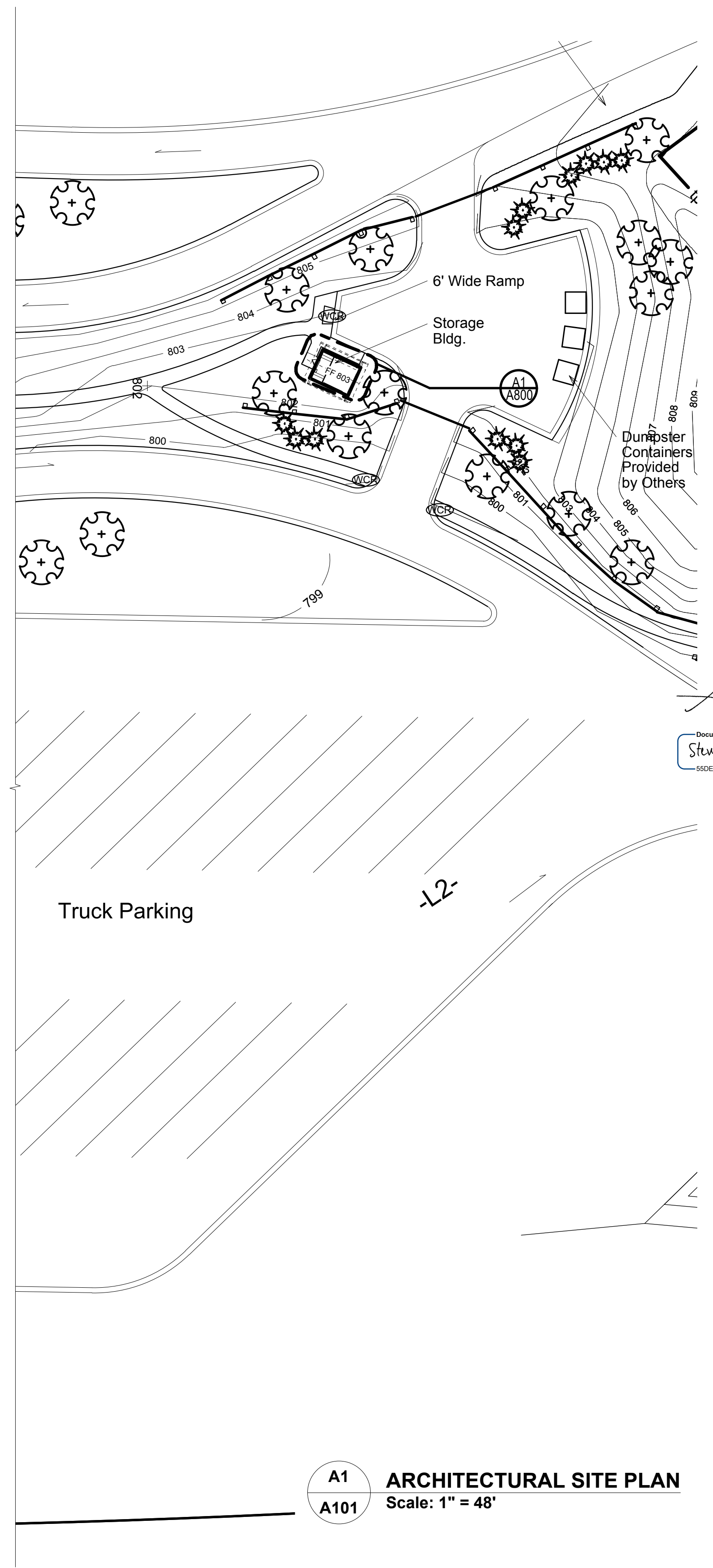
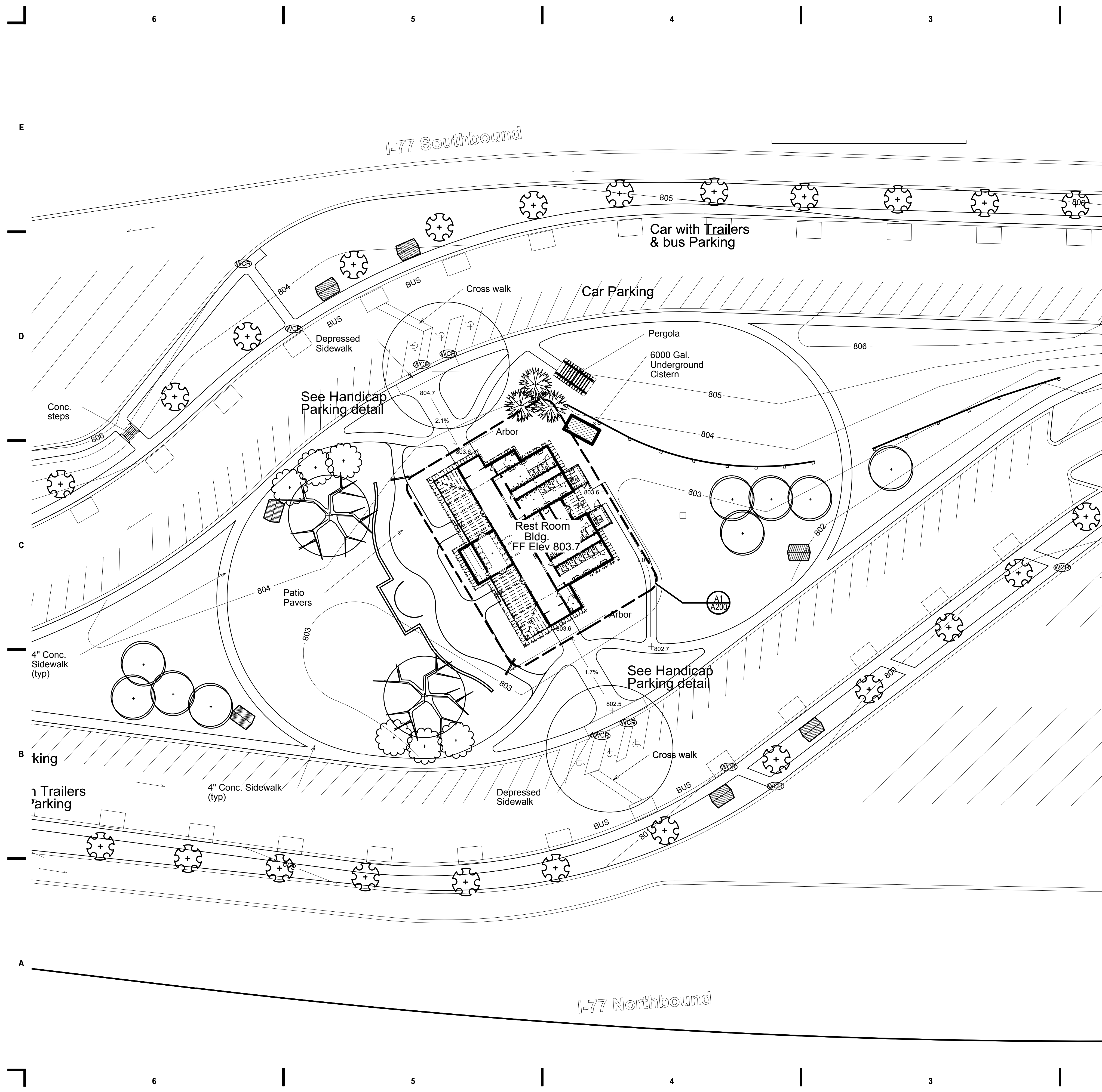
Handicap Van Parking : locate sign: MUTCD R7-8A according to code  
Handicap Car Parking : locate sign: MUTCD R7-8 according to code



**HANDICAP PARKING DETAIL**

**A1**  
**A100**  
**SITE PLAN**  
Scale: 1" = 60'

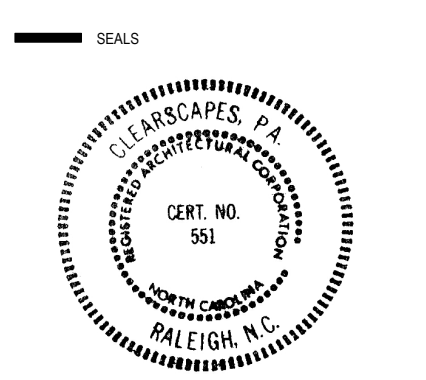




**CLEARSCAPES**  
ARCHITECTURE + ART  
311-200 W. Martin Street  
Raleigh, NC 27601  
919.821.2775  
919.821.0604 fax  
artarc@clearscapes.com

CONSULTANTS  
Structural Consultant  
Lysaght & Associates  
120 St. Mary's Street  
Raleigh, NC 27605  
Phone 919.833.0495  
Fax 919.833.7636  
Systems Consultant  
Burke Design Group, PA  
3305-109 Durham Drive  
Raleigh, NC 27603  
Phone 919.553.2900  
Fax 919.553.7298

Proj. Contract #: 6300036020  
TIP Project #: K-4908  
WBS#: 39894.3.1  
F.A. Project #: IMS-77-1(177)39



DocuSigned by:  
Steve Schuster  
2014.12.30  
**BID DOCUMENTS**  
2014/12/30

PROJECT  
**I-77 REST AREA**  
Iredell County, NC

REVISIONS

NO.	DATE OF REVISION

PROJECT DATA  
DATE: 2014.12.30  
DRAWN: RW/MH  
CHECKED: SDS  
FILENAME: CD\_2D\_FloorPlans.vwx  
PROJECT NO: 2013\_0260  
PRINTING: Bid Documents

SHEET DATA  
**ARCHITECTURAL SITE PLAN**

A1  
A101 **ARCHITECTURAL SITE PLAN**  
Scale: 1" = 48'

SHEET NO.  
**A101**




CONSULTANTS  
Structural Consultant  
Lysaght & Associates  
120 St. Mary's Street  
Raleigh, NC 27605  
Phone 919.833.0495  
Fax 919.833.7636

Systems Consultant  
Burke Design Group, PA  
3305-109 Durham Drive  
Raleigh, NC 27603  
Phone 919.553.2900  
Fax 919.553.7298

Proj. Contract #: 6300036020  
TIP Project #: K-4908  
WBS#: 39894.3.1  
F.A. Project #: IMS-77-1(177)39

SEALS



BID DOCUMENTS  
2014/12/30

PROJECT  
**I-77  
REST AREA**  
Iredell County, NC

REVISIONS  
NO. DATE OF REVISION

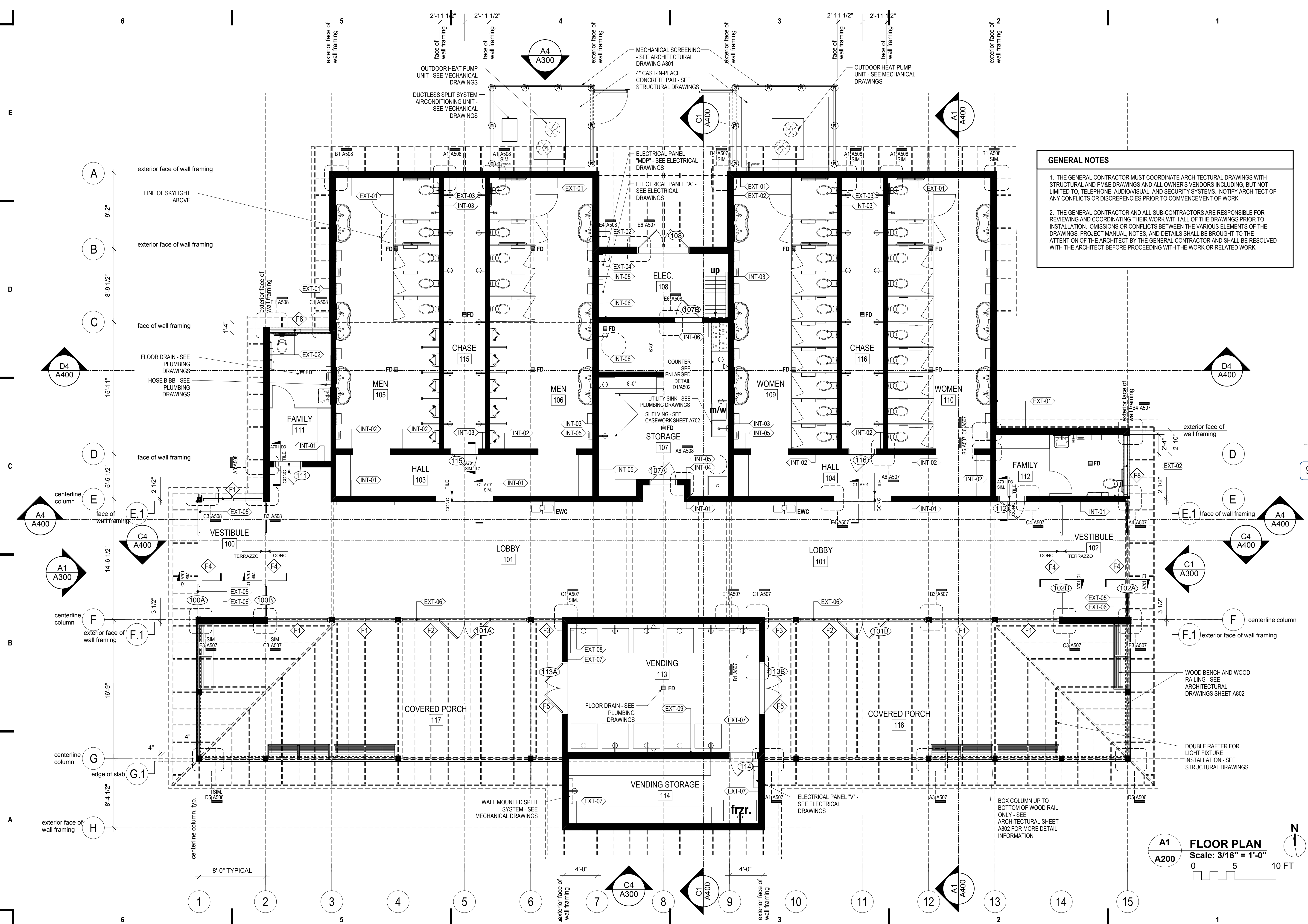
PROJECT DATA  
DATE: 2014.12.30  
DRAWN: RW/MH  
CHECKED: SDS  
FILENAME: CD\_2D\_FloorPlans.vwx  
PROJECT NO: 2013\_0260  
PRINTING: Bid Documents

SHEET DATA

GROUND FLOOR PLAN

SHEET NO.

**A200**



**GENERAL NOTES**

1. THE GENERAL CONTRACTOR MUST COORDINATE ARCHITECTURAL DRAWINGS WITH STRUCTURAL AND PM&E DRAWINGS AND ALL OWNER'S VENDORS INCLUDING, BUT NOT LIMITED TO, TELEPHONE, AUDIO/VISUAL, AND SECURITY SYSTEMS. NOTIFY ARCHITECT OF ANY CONFLICTS OR DISCREPANCIES PRIOR TO COMMENCEMENT OF WORK.
2. THE GENERAL CONTRACTOR AND ALL SUB-CONTRACTORS ARE RESPONSIBLE FOR REVIEWING AND COORDINATING THEIR WORK WITH ALL OF THE DRAWINGS PRIOR TO INSTALLATION. OMISSIONS OR CONFLICTS BETWEEN THE VARIOUS ELEMENTS OF THE DRAWINGS, PROJECT MANUAL, NOTES, AND DETAILS SHALL BE BROUGHT TO THE ATTENTION OF THE ARCHITECT BY THE GENERAL CONTRACTOR AND SHALL BE RESOLVED WITH THE ARCHITECT BEFORE PROCEEDING WITH THE WORK OR RELATED WORK.

**FLOOR PLAN**  
Scale: 3/16" = 1'-0"  
0 5 10 FT









CONSULTANTS

Structural Consultant  
Lysaght & Associates  
120 St. Mary's Street  
Raleigh, NC 27605  
Phone 919.833.0495  
Fax 919.833.7636

Systems Consultant  
Burke Design Group, PA  
3305-109 Durham Drive  
Raleigh, NC 27603  
Phone 919.553.2900  
Fax 919.553.7298

Proj. Contract #: 6300036020  
TIP Project #: K-4908  
WBS#: 39894.3.1  
F.A. Project #: IMS-77-1(177)39

SEALS



DocuSigned by:  
Steven D. Schuster  
2014.12.30

**BID DOCUMENTS**  
2014/12/30

PROJECT

**I-77**  
**REST AREA**  
Iredell County, NC

REVISIONS

NO.	DATE OF REVISION

PROJECT DATA

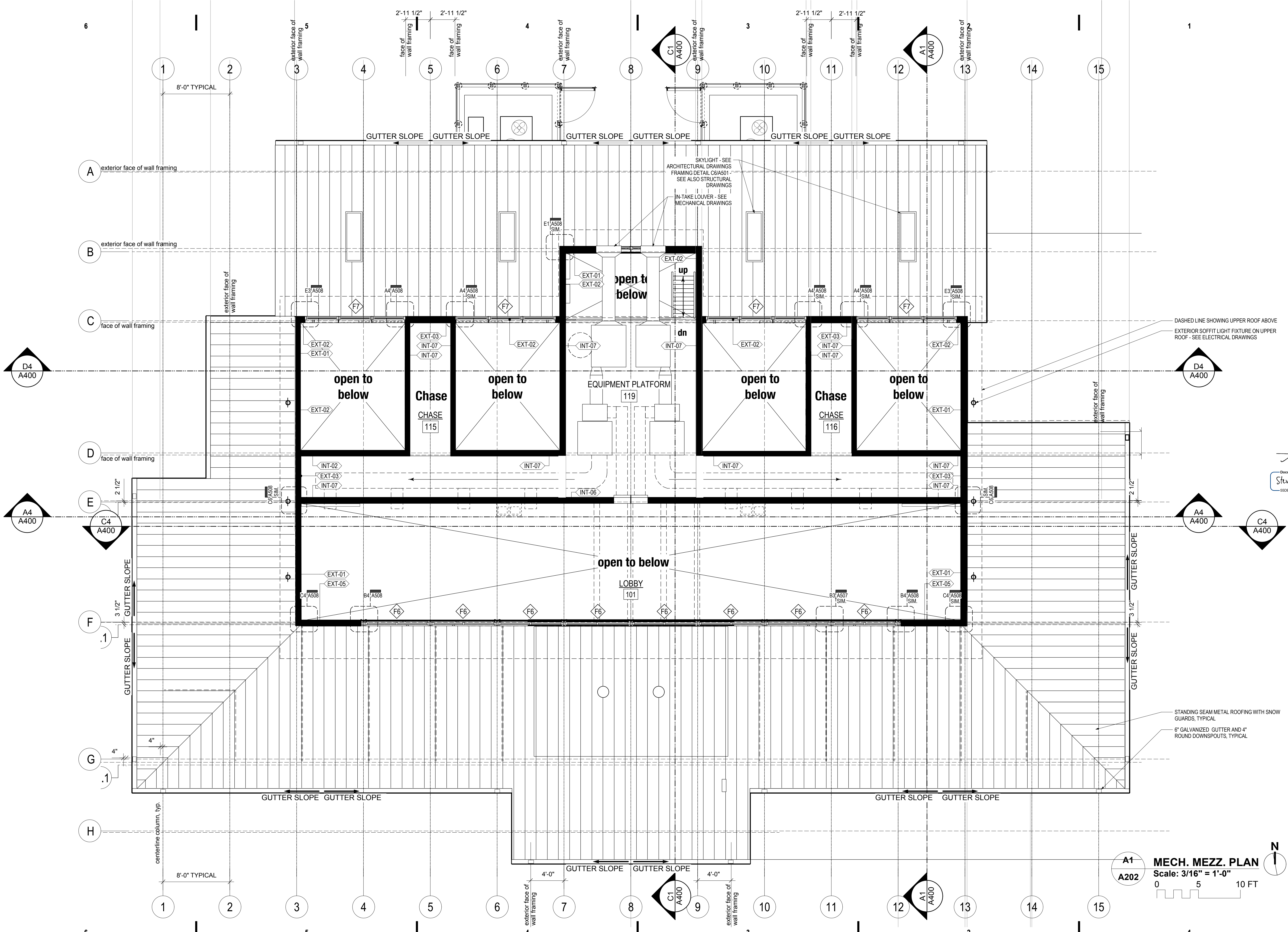
DATE: 2014.12.30  
DRAWN: RW/MH  
CHECKED: SDS  
FILENAME: CD\_2D\_FloorPlans.vwx  
PROJECT NO: 2013\_0260  
PRINTING: Bid Documents

SHEET DATA

**MECHANICAL**  
**MEZZANINE &**  
**LOWER ROOF PLAN**

SHEET NO.

**A202**



**MECH. MEZZ. PLAN**  
Scale: 3/16" = 1'-0"  
0 5 10 FT




CONSULTANTS

Structural Consultant  
Lysaght & Associates  
120 St. Mary's Street  
Raleigh, NC 27605  
Phone 919.833.0495  
Fax 919.833.7636

Systems Consultant  
Burke Design Group, PA  
3305-109 Durham Drive  
Raleigh, NC 27603  
Phone 919.553.2900  
Fax 919.553.7298

Proj. Contract #: 6300036020  
TIP Project #: K-4908  
WBS#: 39894.3.1  
F.A. Project #: IMS-77-1(177)39

SEALS



DocuSigned by:  
Steve Schuster  
SDE3C08F3D41A 2014.12.30

**BID DOCUMENTS**  
2014/12/30

PROJECT  
**I-77**  
**REST AREA**  
Iredell County, NC

REVISIONS  
NO. DATE OF REVISION

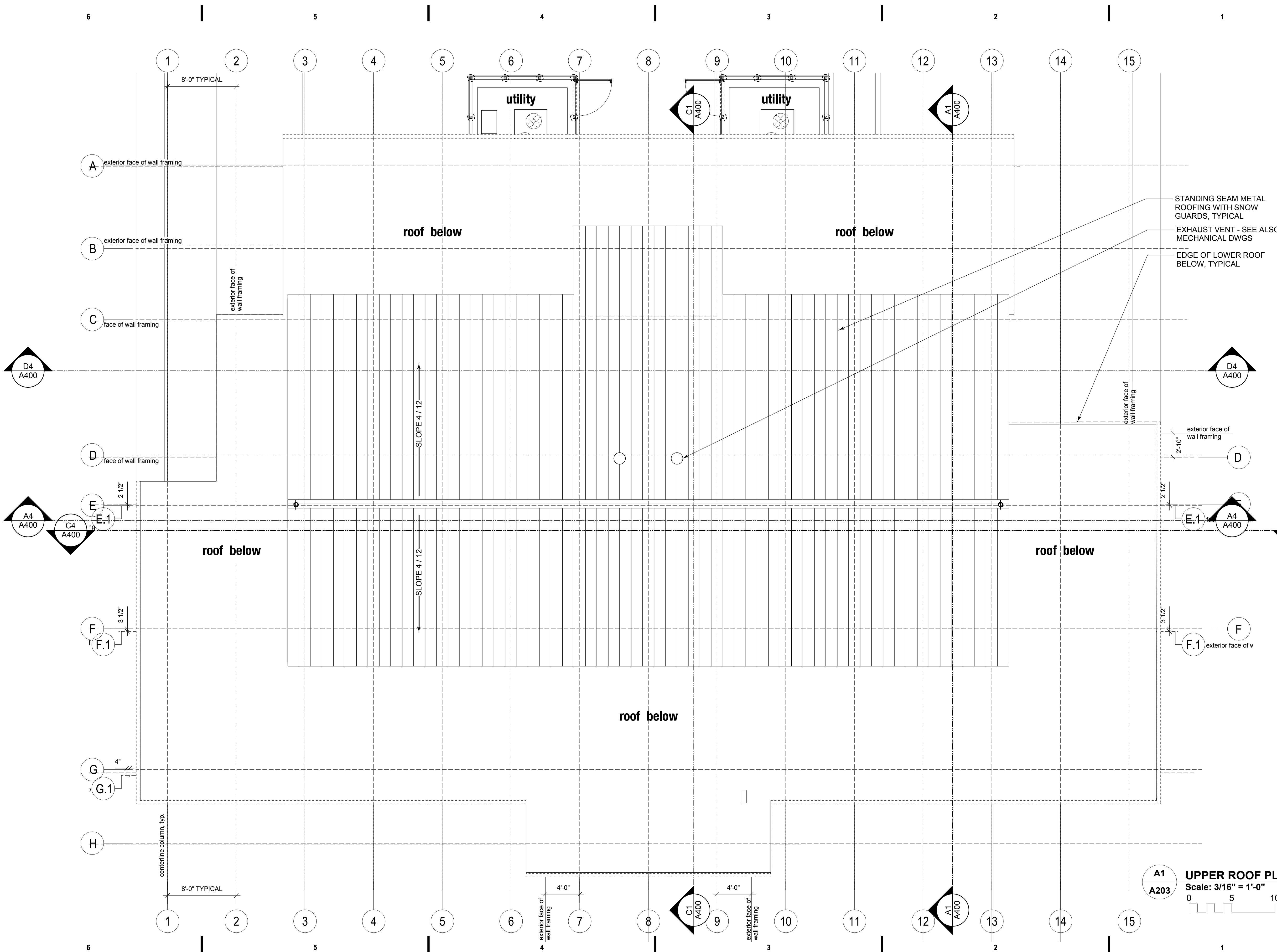
PROJECT DATA  
DATE: 2014.12.30  
DRAWN: RW/MH  
CHECKED: SDS  
FILENAME: CD\_2D\_FloorPlans.vwx  
PROJECT NO: 2013\_0260  
PRINTING: Bid Documents

SHEET DATA

UPPER ROOF PLAN

SHEET NO.

**A203**



STANDING SEAM METAL ROOFING WITH SNOW GUARDS, TYPICAL  
EXHAUST VENT - SEE ALSO MECHANICAL DWGS  
EDGE OF LOWER ROOF BELOW, TYPICAL

exterior face of wall framing  
2'-10"  
D

2'-12"  
E.1  
A4 A400

3'-12"  
F  
F.1 exterior face of v

A1 A203  
**UPPER ROOF PLAN**  
Scale: 3/16" = 1'-0"  
0 5 10 FT



6

5

4

3

2

1

E

D

C

B

A

6

5

4

3

2

1


CONSULTANTS

Structural Consultant  
Lysaght & Associates  
120 St. Mary's Street  
Raleigh, NC 27605  
Phone 919.833.0495  
Fax 919.833.7636

Systems Consultant  
Burke Design Group, PA  
3305-109 Durham Drive  
Raleigh, NC 27603  
Phone 919.553.2900  
Fax 919.553.7298

Proj. Contract #: 6300036020  
TIP Project #: K-4908  
WBS#: 39894.3.1  
F.A. Project #: IMS-77-1(177)39

SEALS



Designed by:  
Steve Schuster  
300E3C03F3041A, 2014.12.30

BID DOCUMENTS  
2014/12/30

PROJECT  
I-77  
REST AREA  
Iredell County, NC

REVISIONS  
NO. DATE OF REVISION

PROJECT DATA  
DATE: 2014.12.30  
DRAWN: RW/MH  
CHECKED: SDS  
FILENAME: CD\_2D\_FloorPlans.vwx  
PROJECT NO: 2013\_0260  
PRINTING: Bid Documents

SHEET DATA

FINISH PLAN

SHEET NO.

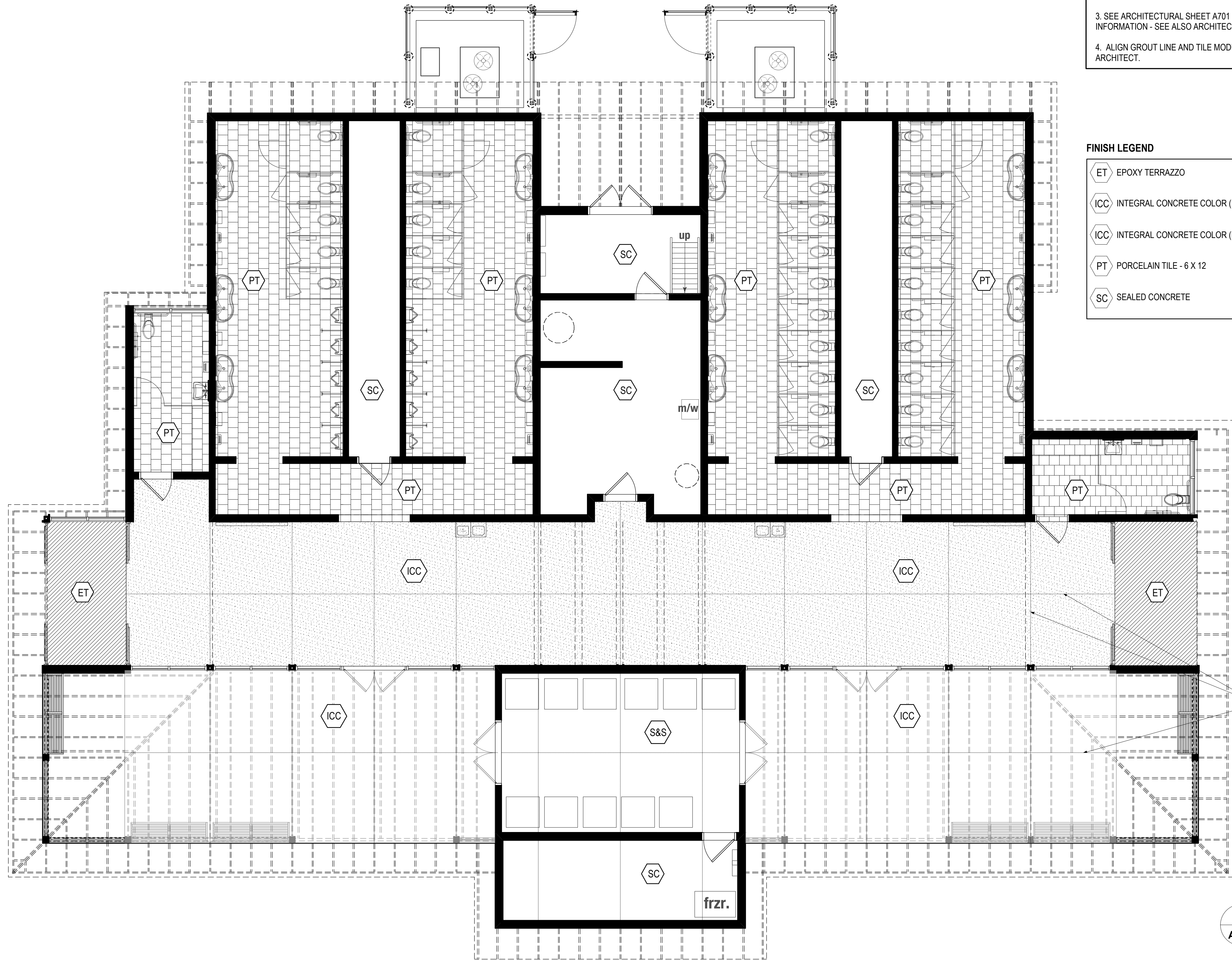
A204

FINISH PLAN NOTES

1. SEE INTERIOR ELEVATIONS, BUILDING SECTIONS, AND ENLARGED TOILET ROOM DRAWINGS FOR TILE PATTERN ON WALLS OF LOBBY, TOILET ROOMS AND VESTIBULES..
2. SEE FINISH SCHEDULE ON SHEET A700 FOR FURTHER INFORMATION.
3. SEE ARCHITECTURAL SHEET A701 FOR FLOOR TRANSITION DETAILS INFORMATION - SEE ALSO ARCHITECTURAL SHEET A200.
4. ALIGN GROUT LINE AND TILE MODULE, TYP. - COORDINATE WITH ARCHITECT.

FINISH LEGEND

- ET EPOXY TERRAZZO
- ICC INTEGRAL CONCRETE COLOR (INTERIOR)
- ICC INTEGRAL CONCRETE COLOR (EXTERIOR)
- PT PORCELAIN TILE - 6 X 12
- SC SEALED CONCRETE




A1  
A204

**FLOOR PLAN**  
Scale: 3/16" = 1'-0"

0 5 10 FT





**BID DOCUMENTS**  
2014/12/30

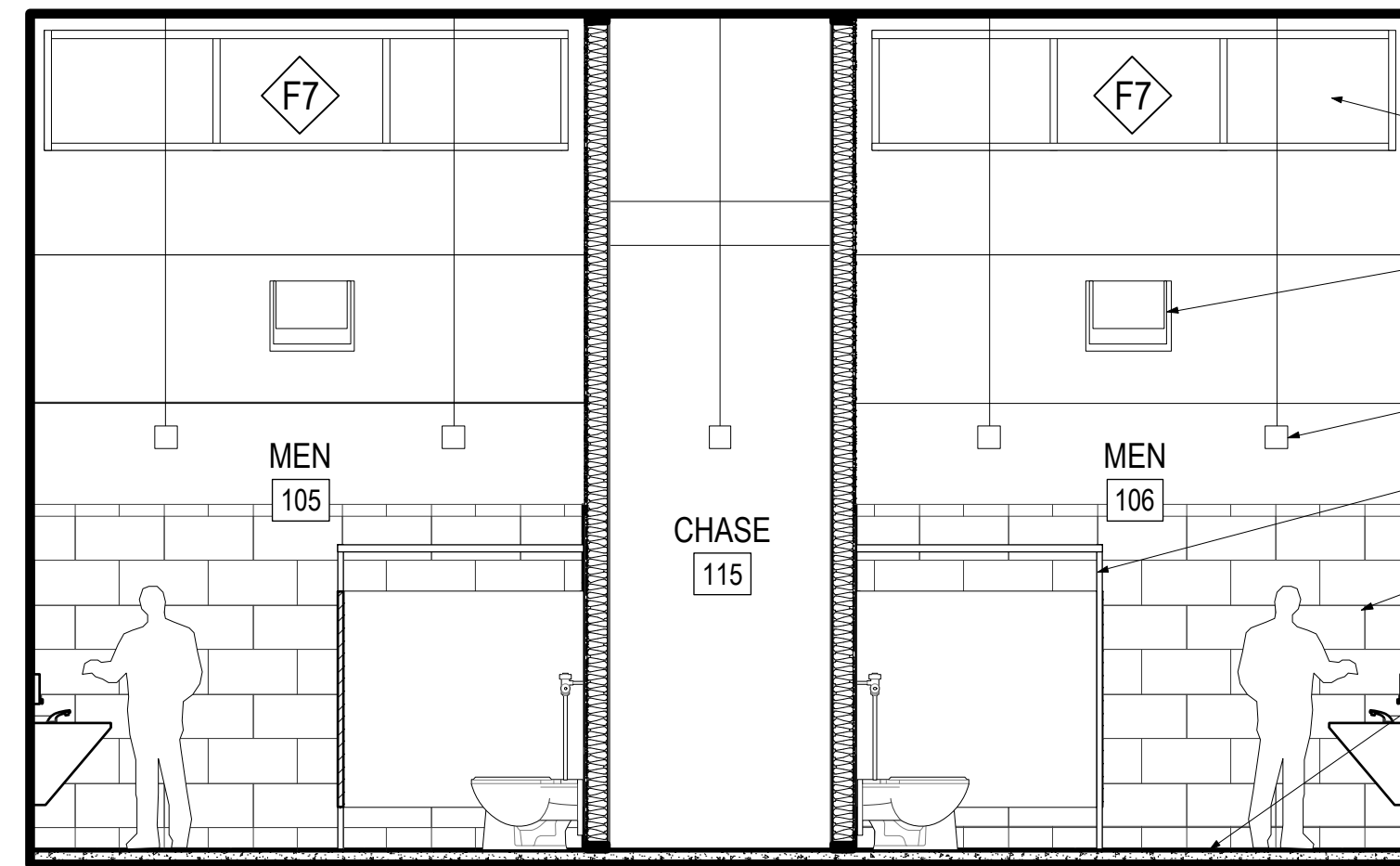
**I-77**  
**REST AREA**  
Iredell County, NC

NO.	DATE OF REVISION

DATE: 2014.12.30  
DRAWN: RW/MH  
CHECKED: SDS  
FILENAME: CD\_2D\_FloorPlans.vwx  
PROJECT NO: 2013\_0260  
PRINTING: Bid Documents

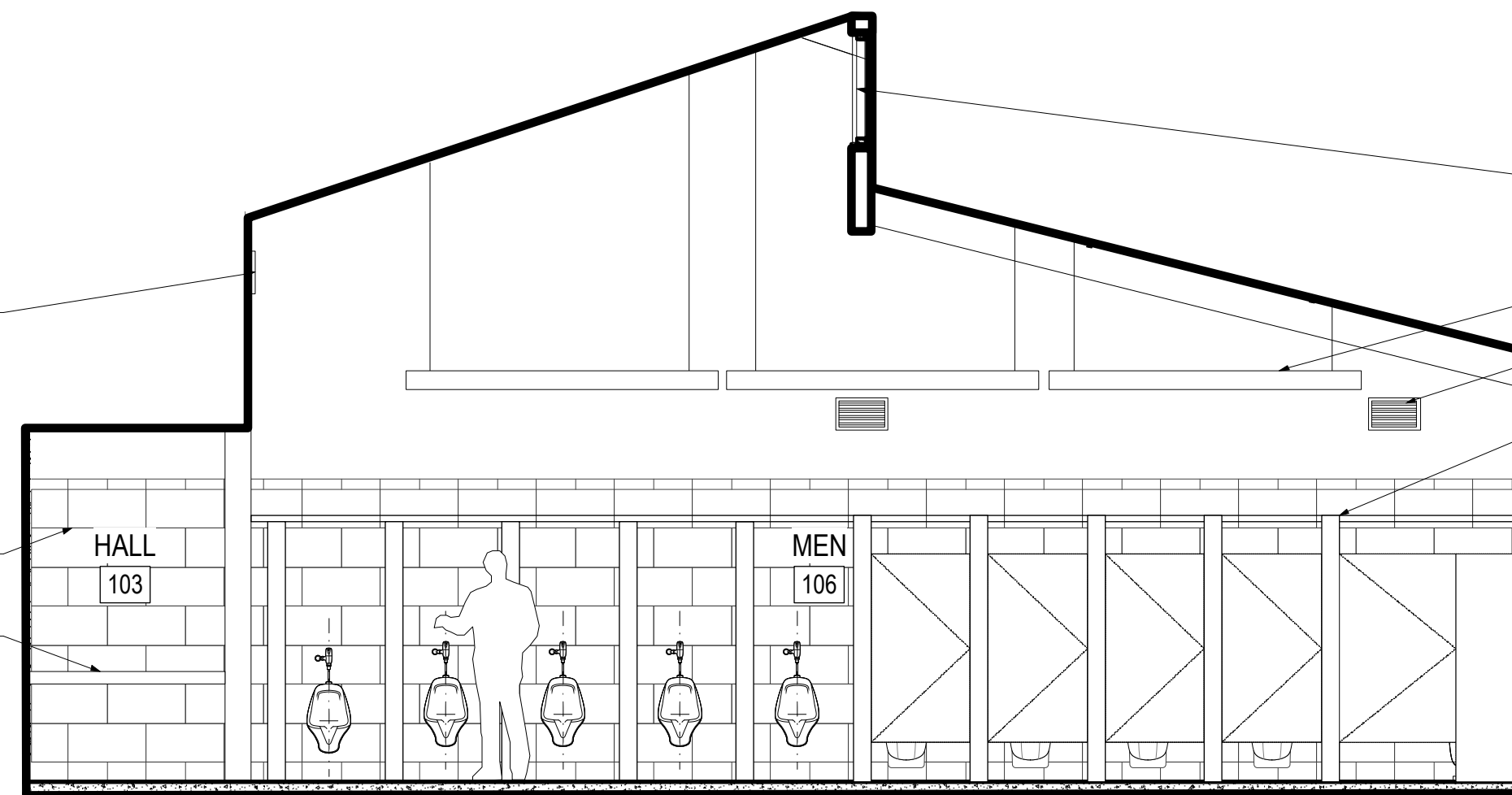
**TOILET ROOM - MENS**  
**FLOOR PLAN**  
**INTERIOR ELEVATIONS**

**A210**



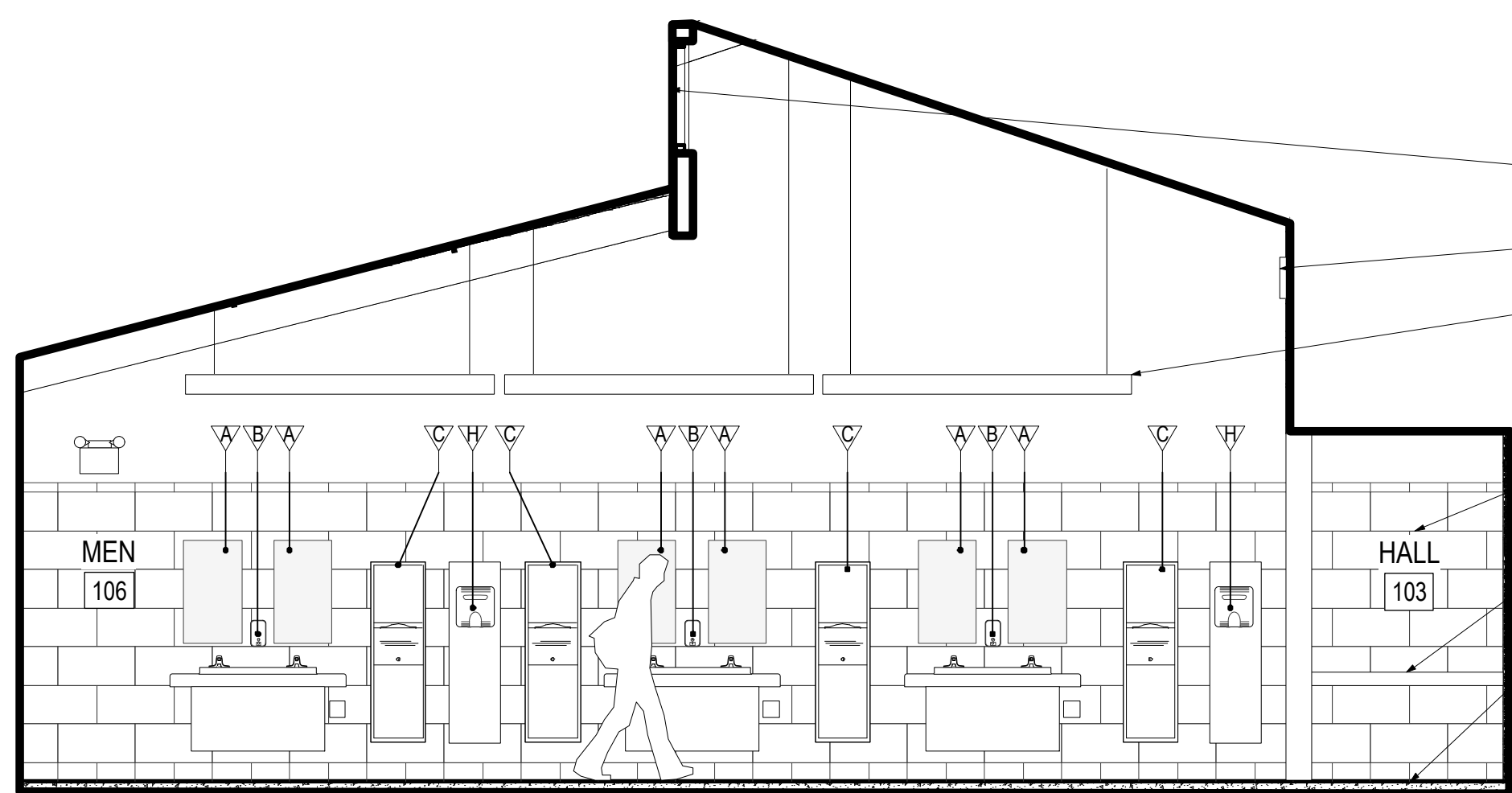
**D4 INTERIOR ELEVATION**  
Scale: 1/4" = 1'-0"  
0 1 2 3 FT

- CLERESTORY ALUMINUM WINDOW - SEE SCHEDULE
- SKYLIGHT - SEE ENLARGED DETAIL C6/A501
- SUSPENDED LINEAR LIGHT FIXTURE - SEE ELECTRICAL DRAWINGS
- OVERHEAD BRACED SOLID PALSTIC (HDPE) TOILET AND URINAL PARTITIONS
- PORCELAIN TILE WALL FINISH - SEE FINISH SCHEDULE
- TILE FLOOR FINISH - SEE FINISH PLAN A204
- SUPPLY DIFUSER - SEE MECHANICAL DRAWINGS
- PORCELAIN TILE WALL FINISH - SEE FINISH SCHEDULE
- CHANGING STATION - SEE ENLARGED DETAIL D1/A502



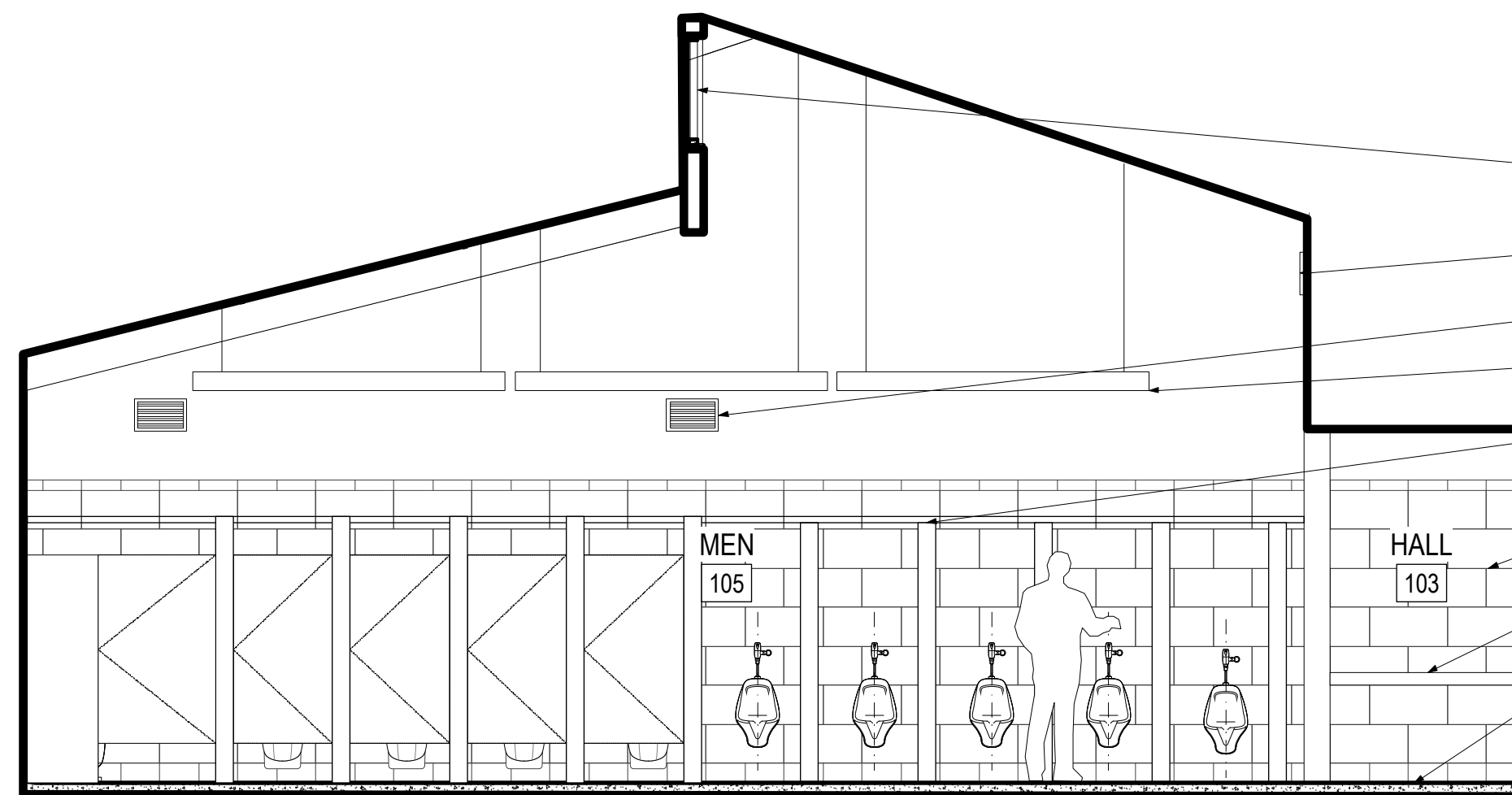
**E4 INTERIOR ELEVATION**  
Scale: 1/4" = 1'-0"  
0 1 2 3 FT

- CLERESTORY ALUMINUM WINDOW - SEE SCHEDULE
- SUSPENDED LINEAR LIGHT FIXTURE - SEE ELECTRICAL DRAWINGS
- WALL MOUNTED EXHAUST GRILLE - SEE MECHANICAL DRAWINGS
- OVERHEAD BRACED SOLID PALSTIC (HDPE) TOILET AND URINAL PARTITIONS
- SUPPLY DIFUSER - SEE MECHANICAL DRAWINGS
- WALL MOUNTED EXHAUST GRILLE - SEE MECHANICAL DRAWINGS
- SUSPENDED LINEAR LIGHT FIXTURE - SEE ELECTRICAL DRAWINGS
- OVERHEAD BRACED SOLID PALSTIC (HDPE) TOILET AND URINAL PARTITIONS
- PORCELAIN TILE WALL FINISH - SEE FINISH SCHEDULE
- CHANGING STATION - SEE ENLARGED DETAIL D1/A502
- TILE FLOOR FINISH - SEE FINISH PLAN A204



**C4 INTERIOR ELEVATION**  
Scale: 1/4" = 1'-0"  
0 1 2 3 FT

- CLERESTORY ALUMINUM WINDOW - SEE SCHEDULE
- SUPPLY DIFUSER - SEE MECHANICAL DRAWINGS
- SUSPENDED LINEAR LIGHT FIXTURE - SEE ELECTRICAL DRAWINGS
- PORCELAIN TILE WALL FINISH - SEE FINISH SCHEDULE
- CHANGING STATION - SEE ENLARGED DETAIL D1/A502
- TILE FLOOR FINISH - SEE FINISH PLAN A204

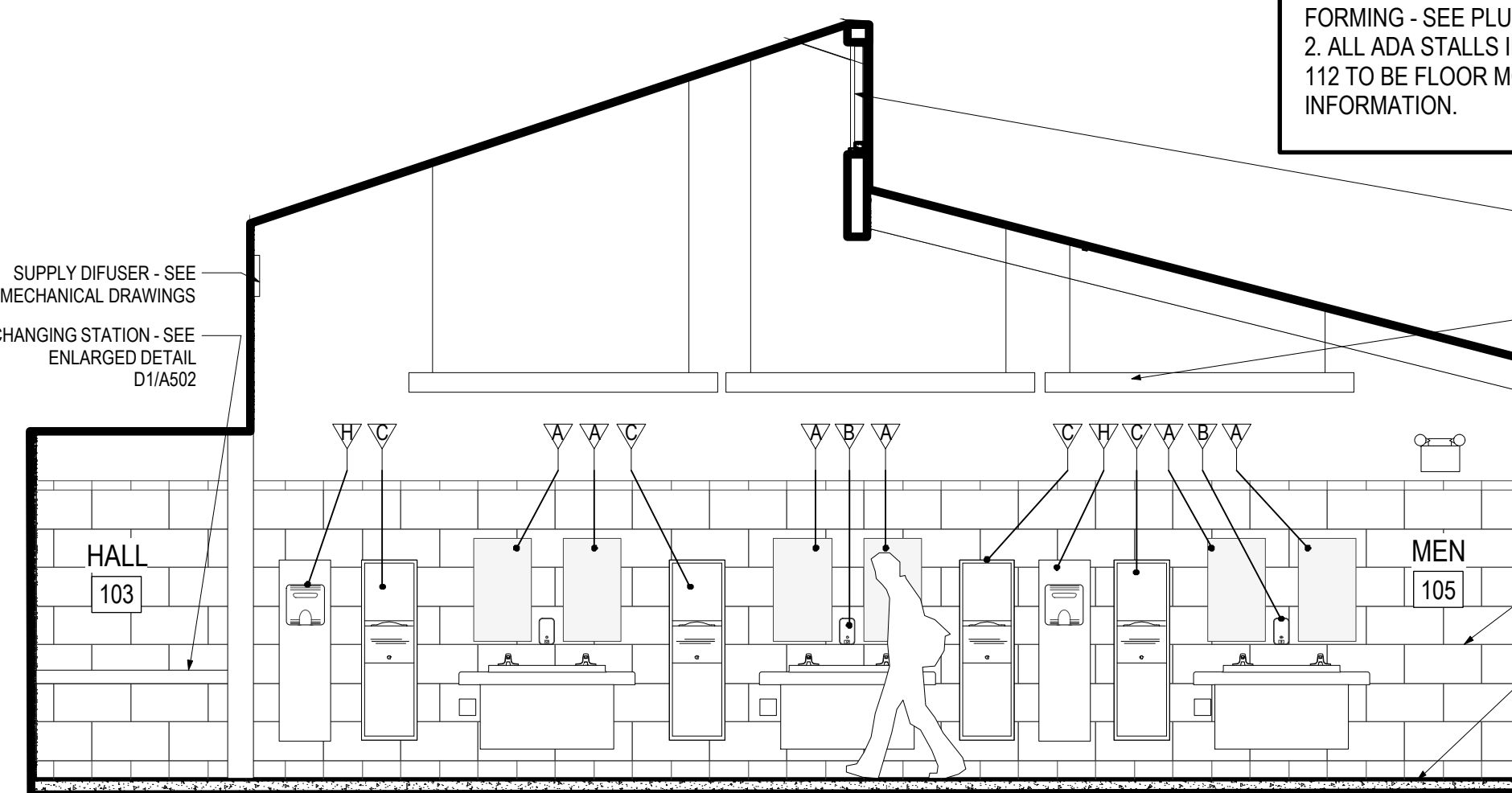


**C1 INTERIOR ELEVATION**  
Scale: 1/4" = 1'-0"  
0 1 2 3 FT

- CLERESTORY ALUMINUM WINDOW - SEE SCHEDULE
- SUPPLY DIFUSER - SEE MECHANICAL DRAWINGS
- WALL MOUNTED EXHAUST GRILLE - SEE MECHANICAL DRAWINGS
- SUSPENDED LINEAR LIGHT FIXTURE - SEE ELECTRICAL DRAWINGS
- OVERHEAD BRACED SOLID PALSTIC (HDPE) TOILET AND URINAL PARTITIONS
- PORCELAIN TILE WALL FINISH - SEE FINISH SCHEDULE
- CHANGING STATION - SEE ENLARGED DETAIL D1/A502
- TILE FLOOR FINISH - SEE FINISH PLAN A204

**GENERAL NOTES:**

- FLOOR DRAINS IN MENS 105, 106, WOMEN 109, 110 ARE TO ALIGN TO THE IN SIDE EDGE OR TOILET PARTITION - CONTRACTOR TO COORDINATE FLOOR DRAIN LOCATION RELATIVE TO TOILET PARTITION BEFORE CONCRETE SLAB FORMING - SEE PLUMBING DRAWINGS FOR ADDITIONAL INFORMATION.
- ALL ADA STALLS IN MEN 105, 106, WOMEN 109, 110 AS WELL AS FAMILY 111, 112 TO BE FLOOR MOUNTED - SEE PLUMBING DRAWINGS FOR ADDITIONAL INFORMATION.

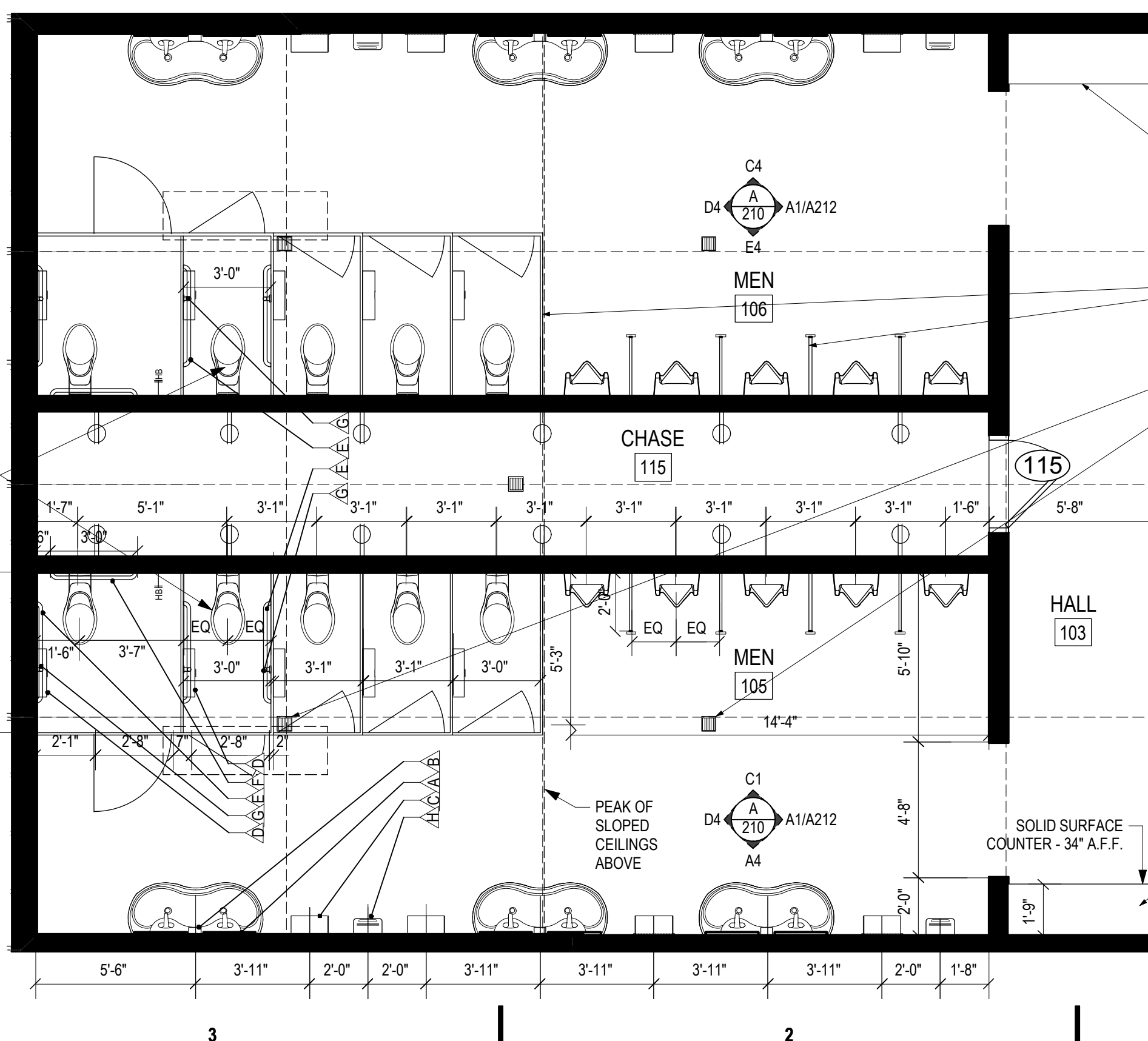


**A4 INTERIOR ELEVATION**  
Scale: 1/4" = 1'-0"  
0 1 2 3 FT

- SUPPLY DIFUSER - SEE MECHANICAL DRAWINGS
- CHANGING STATION - SEE ENLARGED DETAIL D1/A502

- CLERESTORY ALUMINUM WINDOW - SEE SCHEDULE
- SUSPENDED LINEAR LIGHT FIXTURE - SEE ELECTRICAL DRAWINGS
- PORCELAIN TILE WALL FINISH - SEE FINISH SCHEDULE
- TILE FLOOR FINISH - SEE FINISH PLAN A204

AMBULATORY ACCESSIBLE COMPARTMENT REQUIRED BY CODE



**A1 FLOOR PLAN**  
Scale: 1/4" = 1'-0"  
0 1 2 3 FT

- CHANGING STATION - SEE ENLARGED DETAIL D1/A502
- OVERHEAD BRACED SOLID PALSTIC (HDPE) TOILET AND URINAL PARTITIONS
- FLOOR DRAIN - ALIGN OUTSIDE EDGE OF FLOOR DRAIN TO THE INSIDE EDGE OF TOILET PARTITION - SEE PLUMBING DRAWINGS

- CHANGING STATION - SEE ENLARGED DETAIL D1/A502

ACCESSORIES / FIXTURES SCHEDULE	BASIS OF DESIGN - MODEL #	E	S.S. HORIZ. GRAB BAR 42"	BOBRICK B-5806 99 X 42 OR APPROVED EQUAL
A S.S. FRAMED MIRROR (24" W x 36" H)	BOBRICK B-290 1836 OR APPROVED EQUAL	F	S.S. HORIZ. GRAB BAR 36"	BOBRICK B-5806 99 X 36 OR APPROVED EQUAL
B SURFACE MOUNTED S.S. SOAP DISPENSER	BOBRICK B-2111 OR APPROVED EQUAL	G	S.S. VERT. GRAB BAR 18"	BOBRICK B-5806 99 X 18 OR APPROVED EQUAL
C RECESSED S.S. COMBO WASTE RECEPTACLE / PAPER TOWEL DISP.	BOBRICK B-3944 OR APPROVED EQUAL	H	SURFACE MOUNTED S.S. ELECTRIC HAND DRYER	BOBRICK B-708 "AirGuard" OR APPROVED EQUAL
D SURFACE MOUNTED JUMBO-ROLL TOILET PAPER DISP.	A & J WASHROOM UP830 OR APPROVED EQUAL	J	SEMI-RECESSED SANITARY NAPKIN DISPOSAL	BOBRICK B-4353 OR APPROVED EQUAL
		K	PARTITION MOUNTED SANITARY NAPKIN DISPOSAL	BOBRICK B-4354 OR APPROVED EQUAL




CONSULTANTS

Structural Consultant  
Lysaght & Associates  
120 St. Mary's Street  
Raleigh, NC 27605  
Phone 919.833.0495  
Fax 919.833.7636

Systems Consultant  
Burke Design Group, PA  
3305-109 Durham Drive  
Raleigh, NC 27603  
Phone 919.553.2900  
Fax 919.553.7298

Proj. Contract #: 6300036020  
TIP Project #: K-4908  
WBS#: 39894.3.1  
F.A. Project #: IMS-77-1(177)39

SEALS



**BID DOCUMENTS**  
2014/12/30

PROJECT

**I-77**  
**REST AREA**  
Iredell County, NC

REVISIONS

NO.	DATE OF REVISION

PROJECT DATA

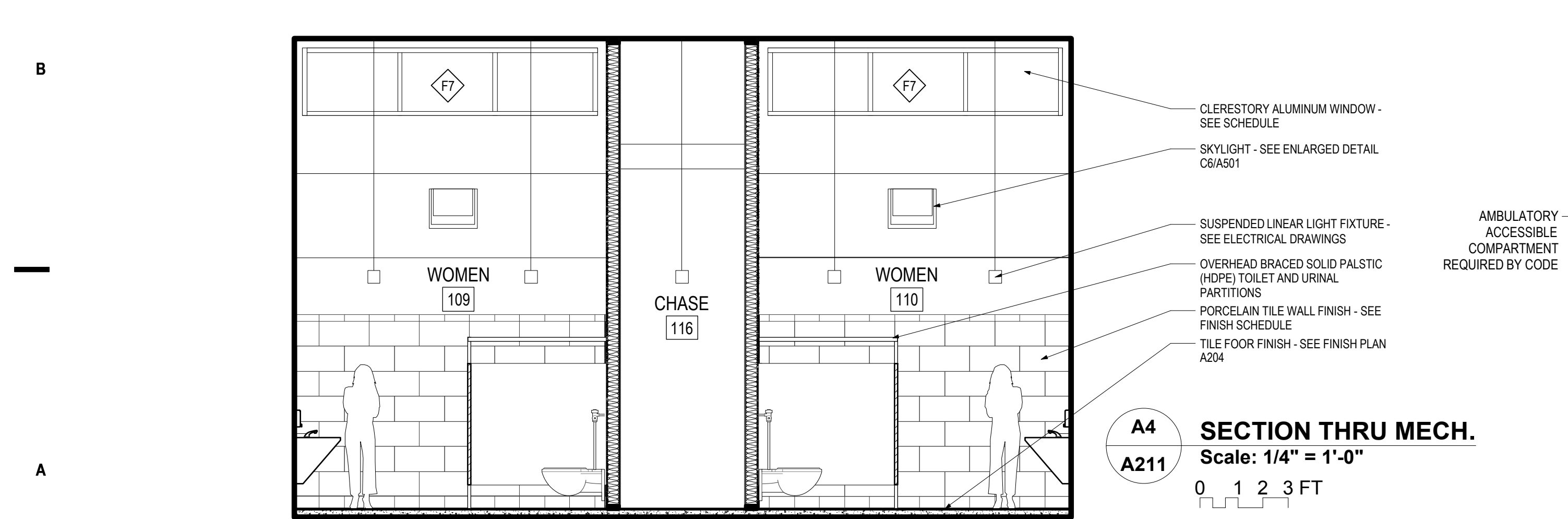
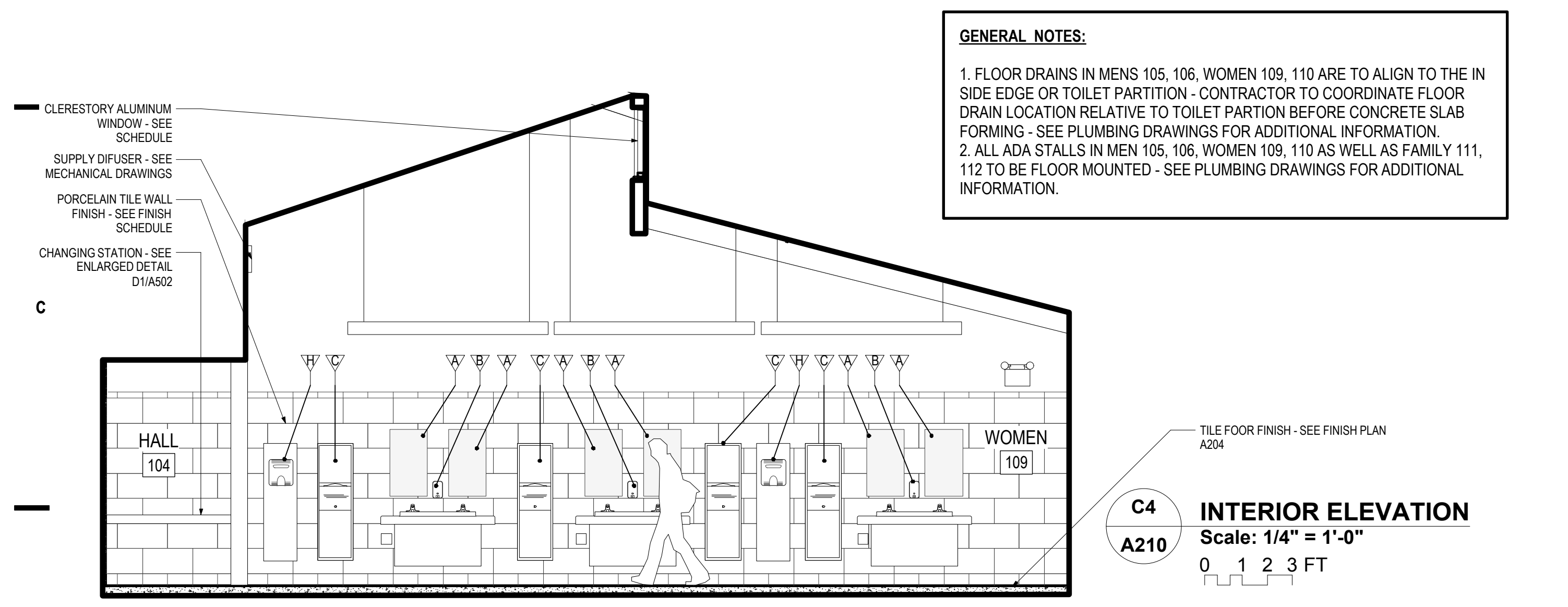
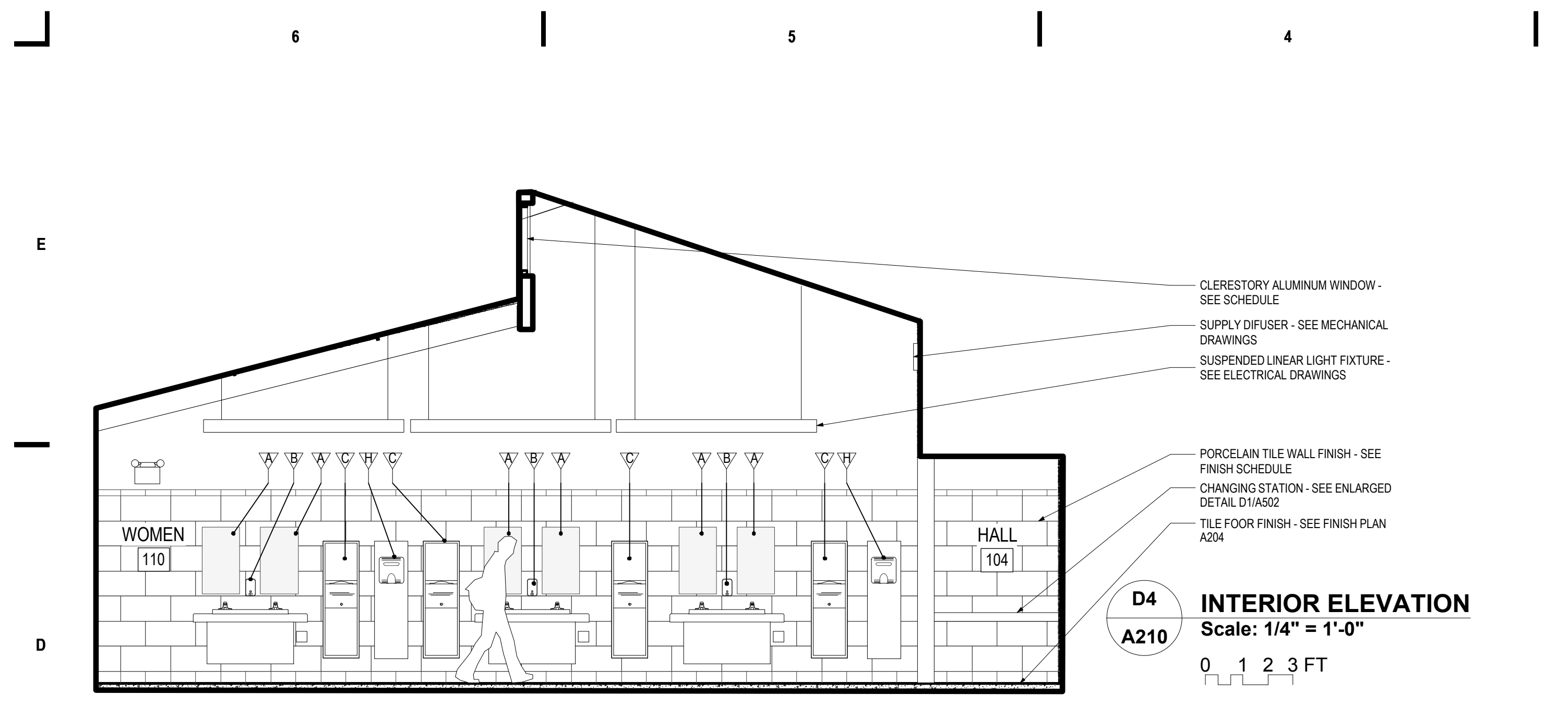
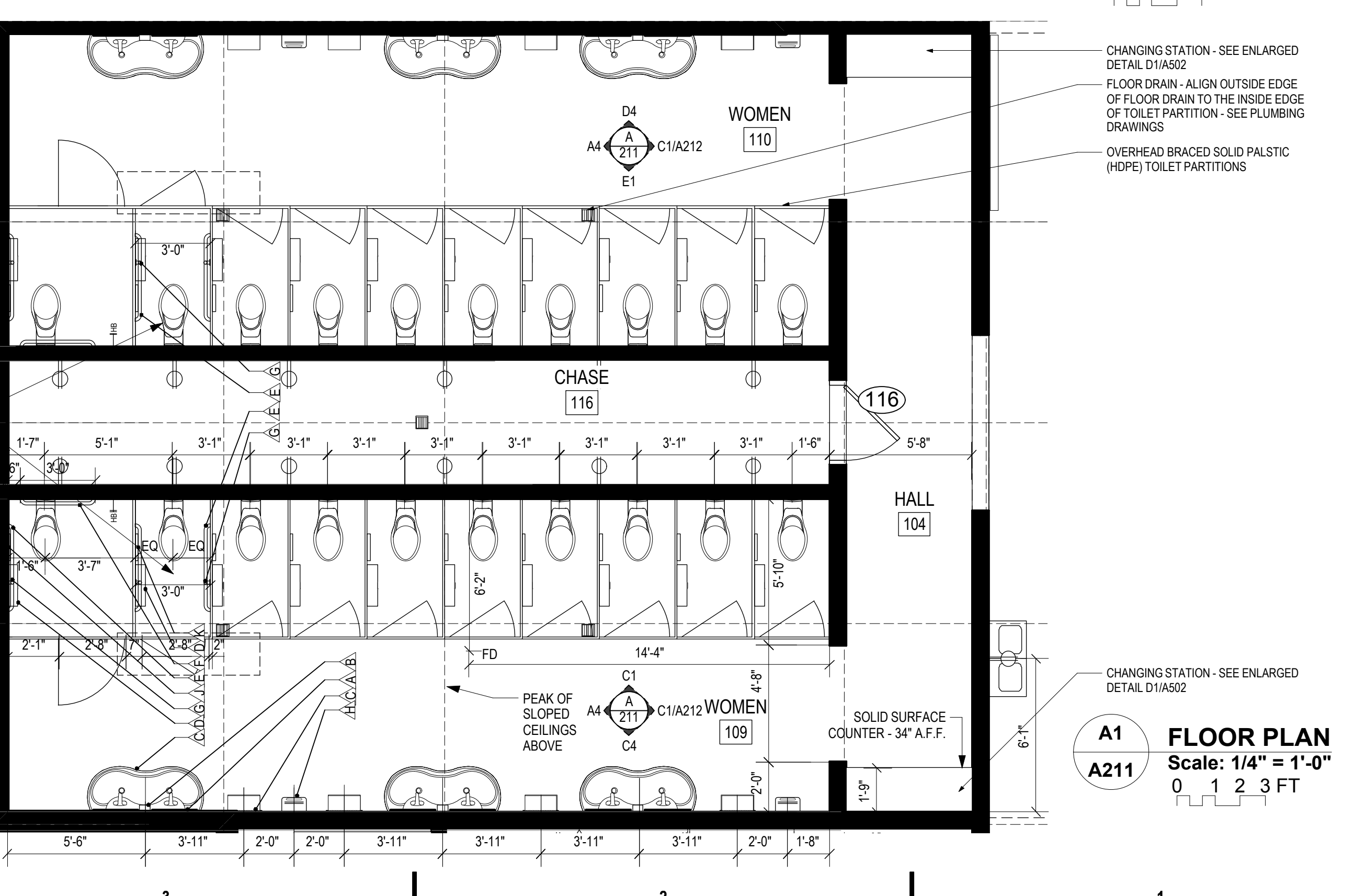
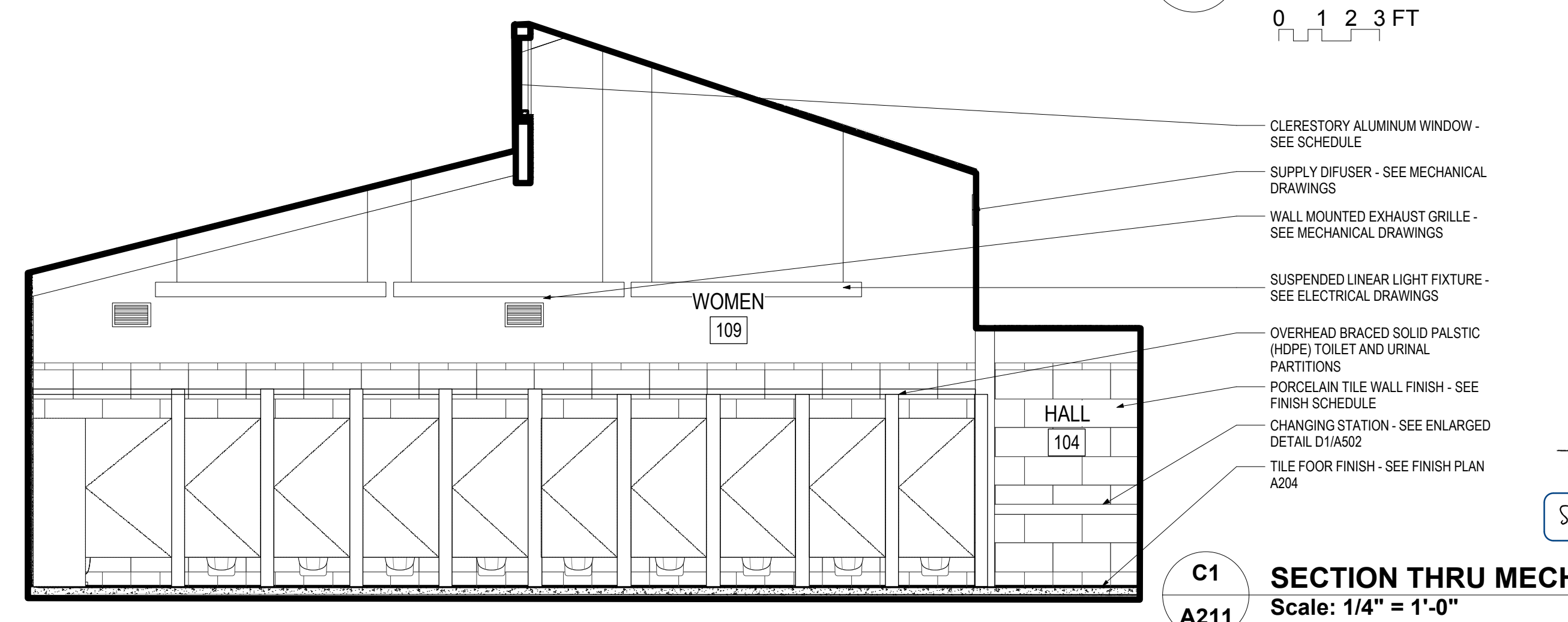
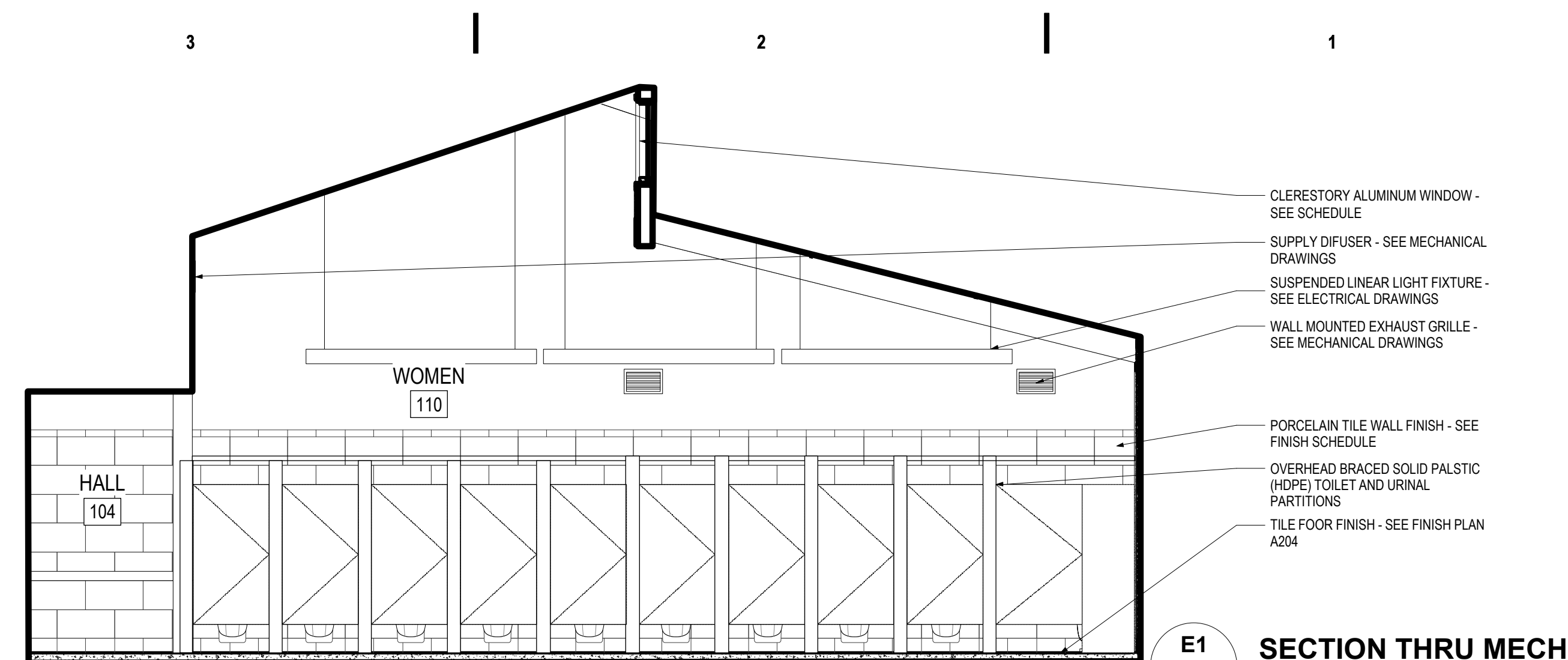
DATE: 2014.12.30  
DRAWN: RW/MH  
CHECKED: SDS  
FILENAME: CD\_2D\_FloorPlans.vwx  
PROJECT NO: 2013\_0260  
PRINTING: Bid Documents

CHECKED BY

**TOILET ROOM -**  
**WOMEN**  
**FLOOR PLAN**  
**INTERIOR ELEVATIONS**

SHEET NO.

**A211**




ACCESSORIES / FIXTURES SCHEDULE		BASIS OF DESIGN - MODEL #		E S.S. HORIZ. GRAB BAR 42"		BOBRICK B-5806 99 X 42 OR APPROVED EQUAL	
A	S.S. FRAMED MIRROR (24" W x 36" H)	BOBRICK B-290	1836 OR APPROVED EQUAL	F	S.S. HORIZ. GRAB BAR 36"	BOBRICK B-5806 99 X 36 OR APPROVED EQUAL	BOBRICK B-5806 99 X 36 OR APPROVED EQUAL
B	SURFACE MOUNTED S.S. SOAP DISPENSER	BOBRICK B-2111	OR APPROVED EQUAL	G	S.S. VERT. GRAB BAR 18"	BOBRICK B-5806 99 X 18 OR APPROVED EQUAL	BOBRICK B-5806 99 X 18 OR APPROVED EQUAL
C	RECESSED S.S. COMBO WASTE RECEPTACLE / PAPER TOWEL DISP.	BOBRICK B-3944	OR APPROVED EQUAL	H	SURFACE MOUNTED S.S. ELECTRIC HAND DRYER	BOBRICK B-708 "AirGuard"	OR APPROVED EQUAL
D	SURFACE MOUNTED JUMBO-ROLL TOILET PAPER DISP.	BOBRICK B-3944	OR APPROVED EQUAL	J	SEMI-RECESSED SANITARY NAPKIN DISPOSAL	BOBRICK B-4353	OR APPROVED EQUAL
		A & J WASHROOM	UP830 OR APPROVED EQUAL	K	PARTITION MOUNTED SANITARY NAPKIN DISPOSAL	BOBRICK B-4354	OR APPROVED EQUAL

**GENERAL NOTES:**

- FLOOR DRAINS IN MENS 105, 106, WOMEN 109, 110 ARE TO ALIGN TO THE IN SIDE EDGE OR TOILET PARTITION - CONTRACTOR TO COORDINATE FLOOR DRAIN LOCATION RELATIVE TO TOILET PARTITION BEFORE CONCRETE SLAB FORMING - SEE PLUMBING DRAWINGS FOR ADDITIONAL INFORMATION.
- ALL ADA STALLS IN MEN 105, 106, WOMEN 109, 110 AS WELL AS FAMILY 111, 112 TO BE FLOOR MOUNTED - SEE PLUMBING DRAWINGS FOR ADDITIONAL INFORMATION.





DocuSigned by:  
Steven Schuster  
2014.12.30

**BID DOCUMENTS**  
2014/12/30

**I-77 REST AREA**  
Iredell County, NC

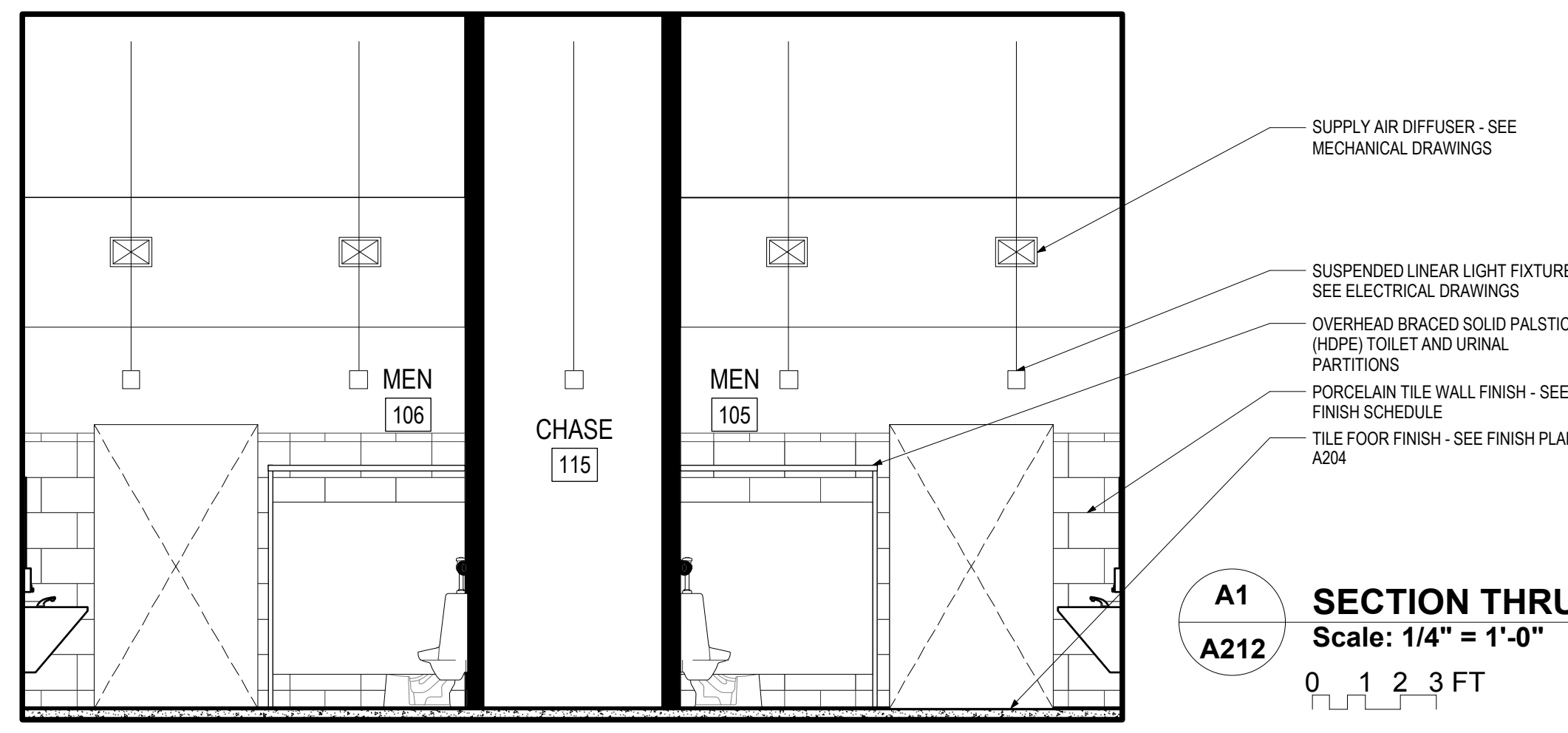
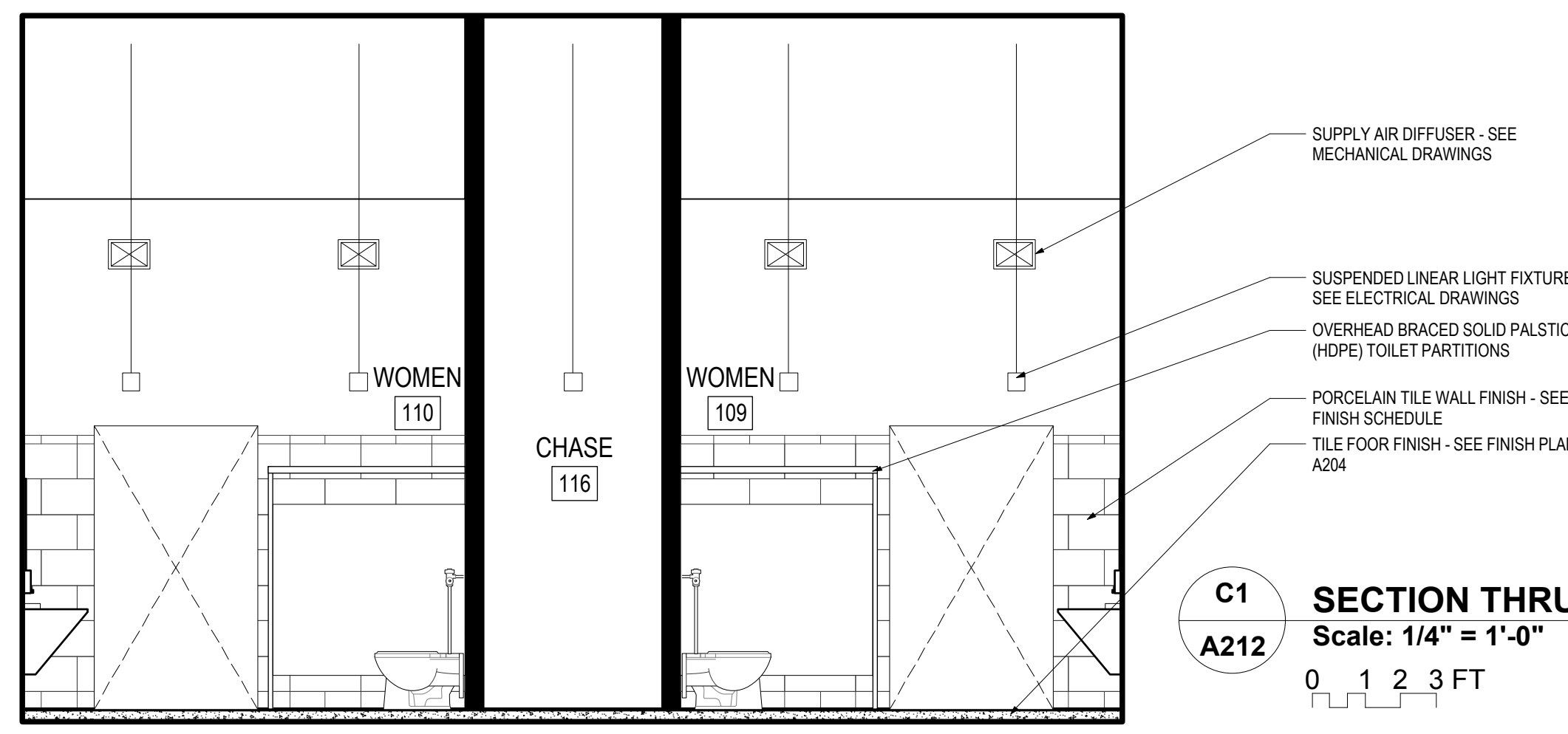
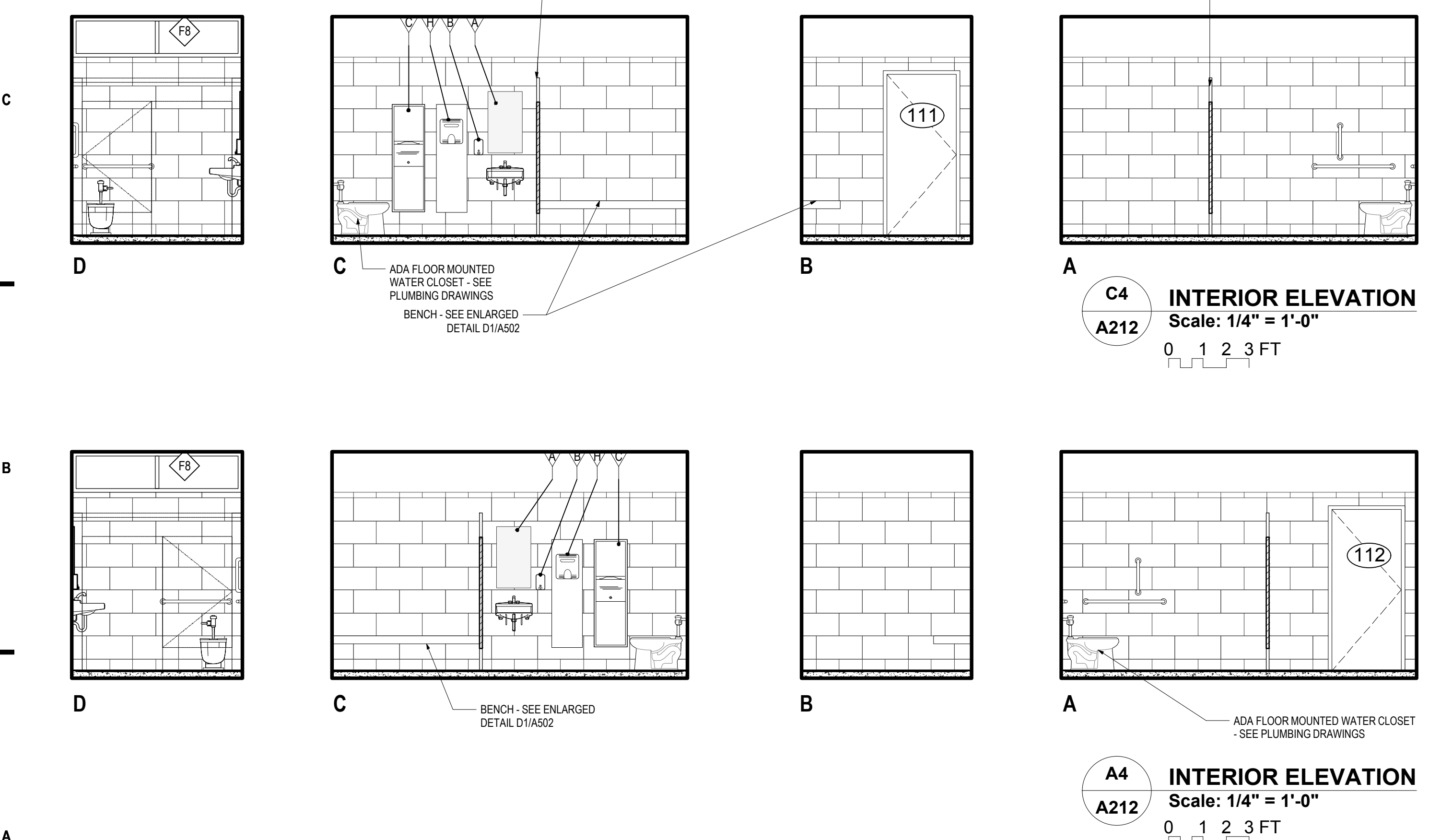
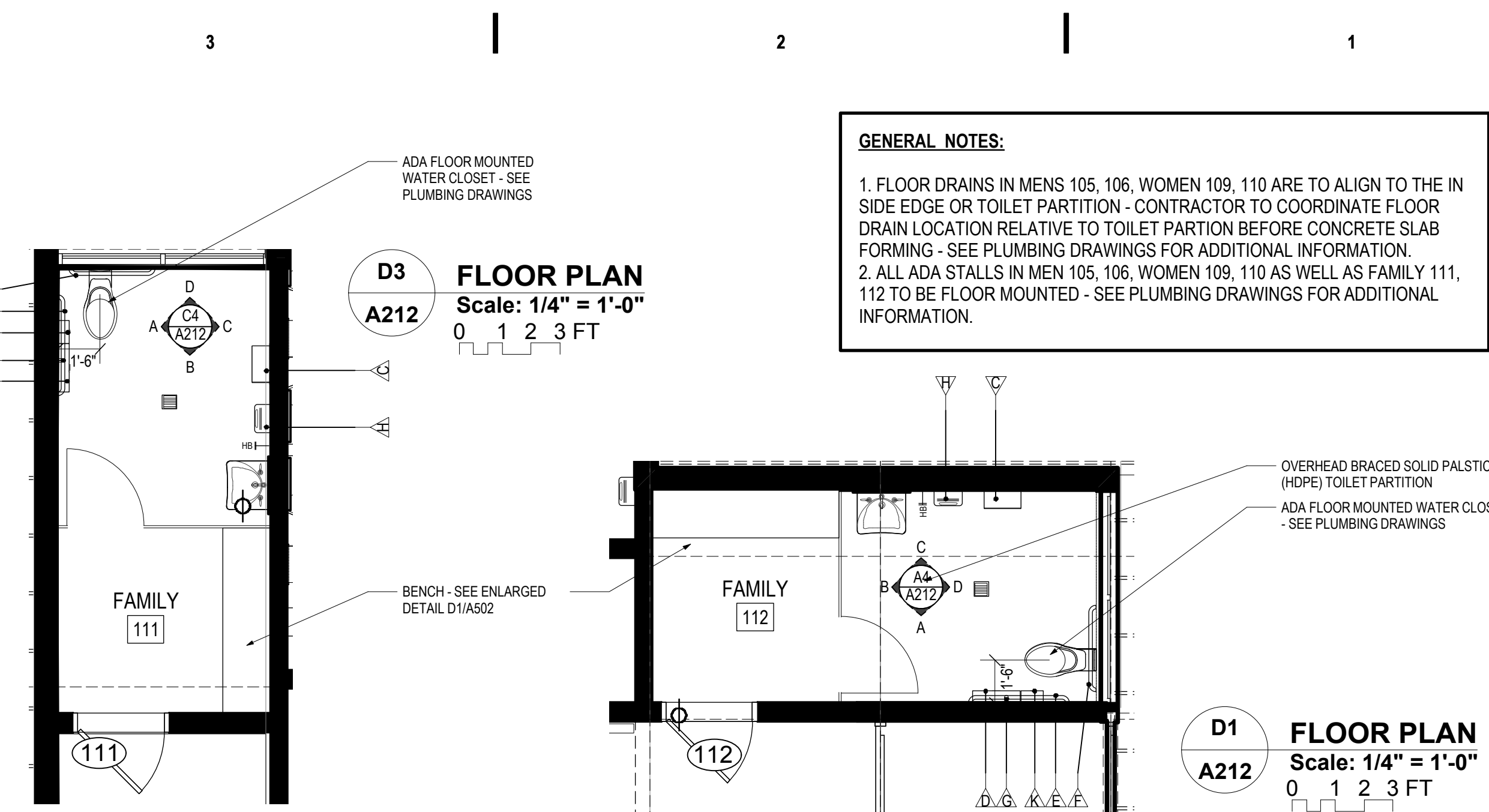
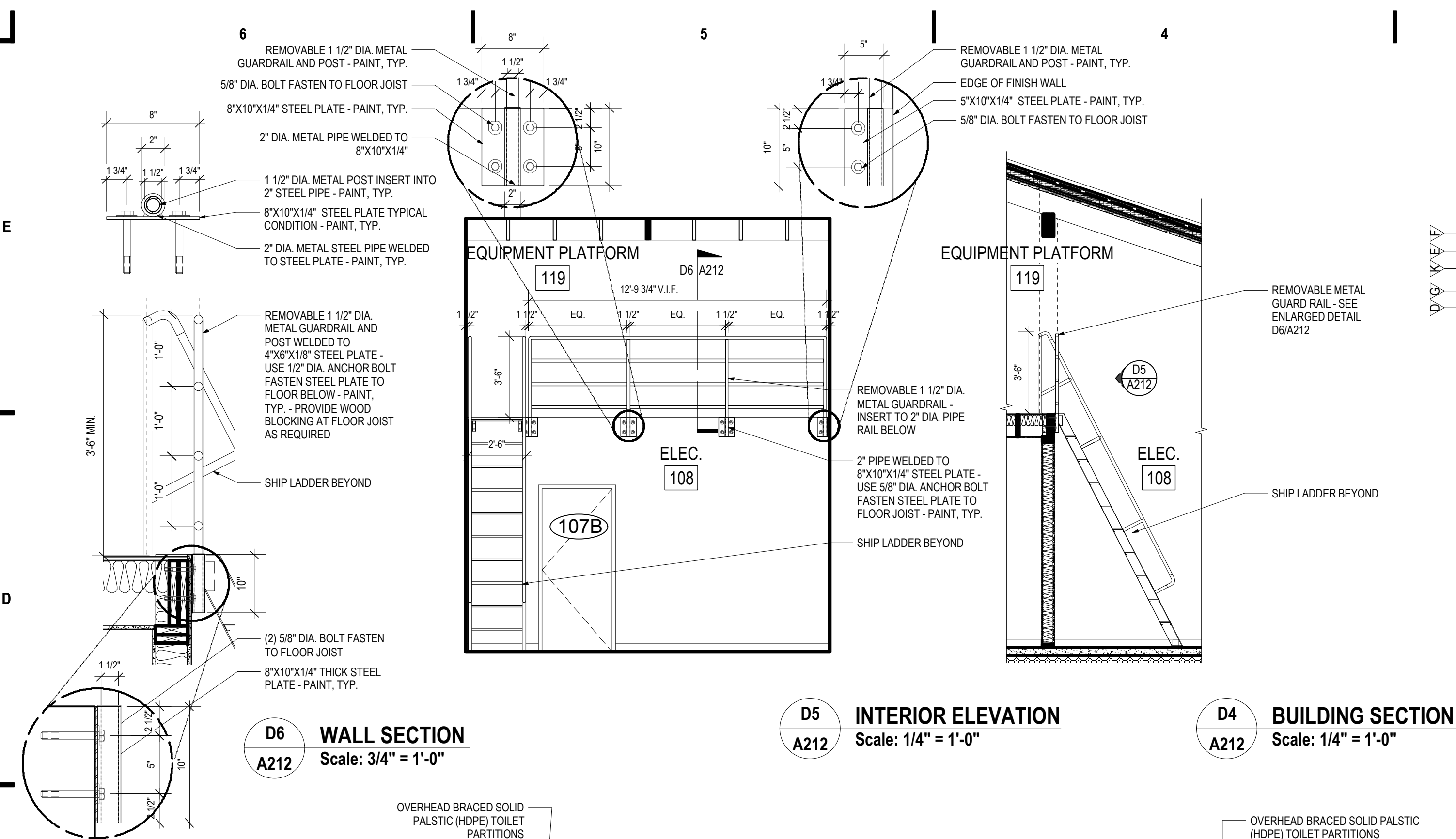
NO.	DATE OF REVISION

DATE:	2014.12.30
DRAWN:	RW/MH
CHECKED:	SDS
FILENAME:	CD_2D_FloorPlans.vwx
PROJECT NO.:	2013_0260
PRINTING:	Bid Documents

**TOILET ROOM - WOMEN FLOOR PLAN INTERIOR ELEVATIONS**

**A212**

**GENERAL NOTES:**  
1. FLOOR DRAINS IN MENS 105, 106, WOMEN 109, 110 ARE TO ALIGN TO THE IN SIDE EDGE OF TOILET PARTITION - CONTRACTOR TO COORDINATE FLOOR DRAIN LOCATION RELATIVE TO TOILET PARTITION BEFORE CONCRETE SLAB FORMING - SEE PLUMBING DRAWINGS FOR ADDITIONAL INFORMATION.  
2. ALL ADA STALLS IN MEN 105, 106, WOMEN 109, 110 AS WELL AS FAMILY 111, 112 TO BE FLOOR MOUNTED - SEE PLUMBING DRAWINGS FOR ADDITIONAL INFORMATION.

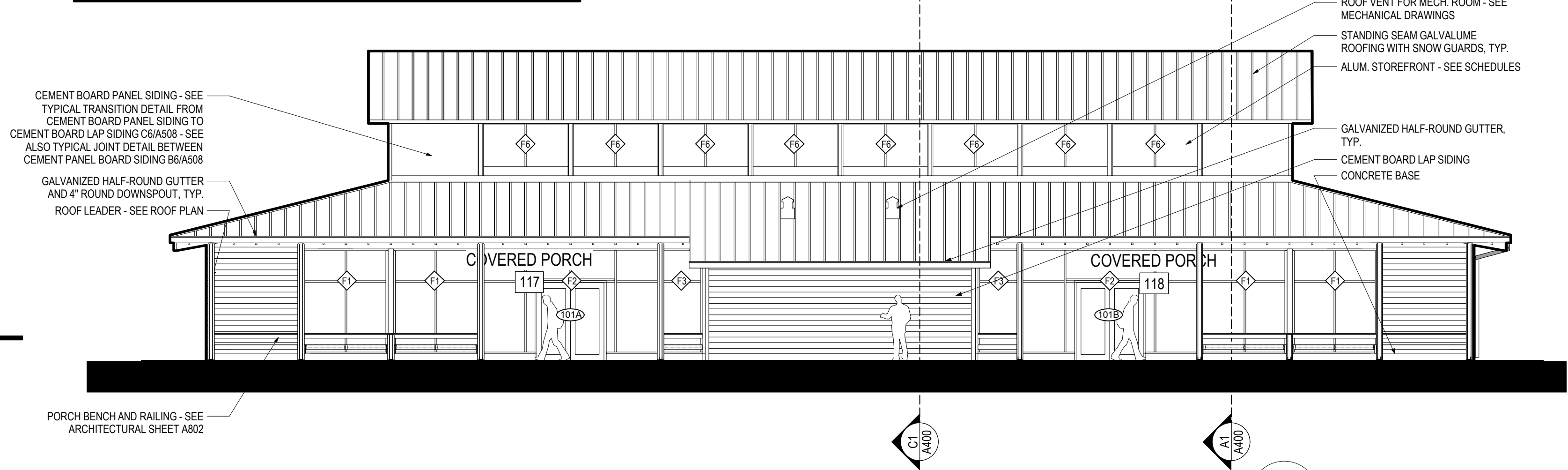


ACCESSORIES / FIXTURES SCHEDULE	BASIS OF DESIGN - MODEL #	E	S.S. HORIZ. GRAB BAR 42"	BOBRICK B-5806.99 X 42 OR APPROVED EQUAL
A S.S. FRAMED MIRROR (24" W x 36" H)	BOBRICK B-290 1836 OR APPROVED EQUAL	F	S.S. HORIZ. GRAB BAR 36"	BOBRICK B-5806.99 X 36 OR APPROVED EQUAL
B SURFACE MOUNTED S.S. SOAP DISPENSER	BOBRICK B-2111 OR APPROVED EQUAL	G	S.S. VERT. GRAB BAR 18"	BOBRICK B-5806.99 X 18 OR APPROVED EQUAL
C RECESSED S.S. COMBO WASTE RECEPTACLE / PAPER TOWEL DISP.	BOBRICK B-3944 OR APPROVED EQUAL	H	SURFACE MOUNTED S.S. ELECTRIC HAND DRYER	BOBRICK B-708 "AirGuard" OR APPROVED EQUAL
D SURFACE MOUNTED JUMBO-ROLL TOILET PAPER DISP.	A & J WASHROOM UP830 OR APPROVED EQUAL	J	SEMI-RECESSED SANITARY NAPKIN DISPOSAL	BOBRICK B-4353 OR APPROVED EQUAL
		K	PARTITION MOUNTED SANITARY NAPKIN DISPOSAL	BOBRICK B-4354 OR APPROVED EQUAL

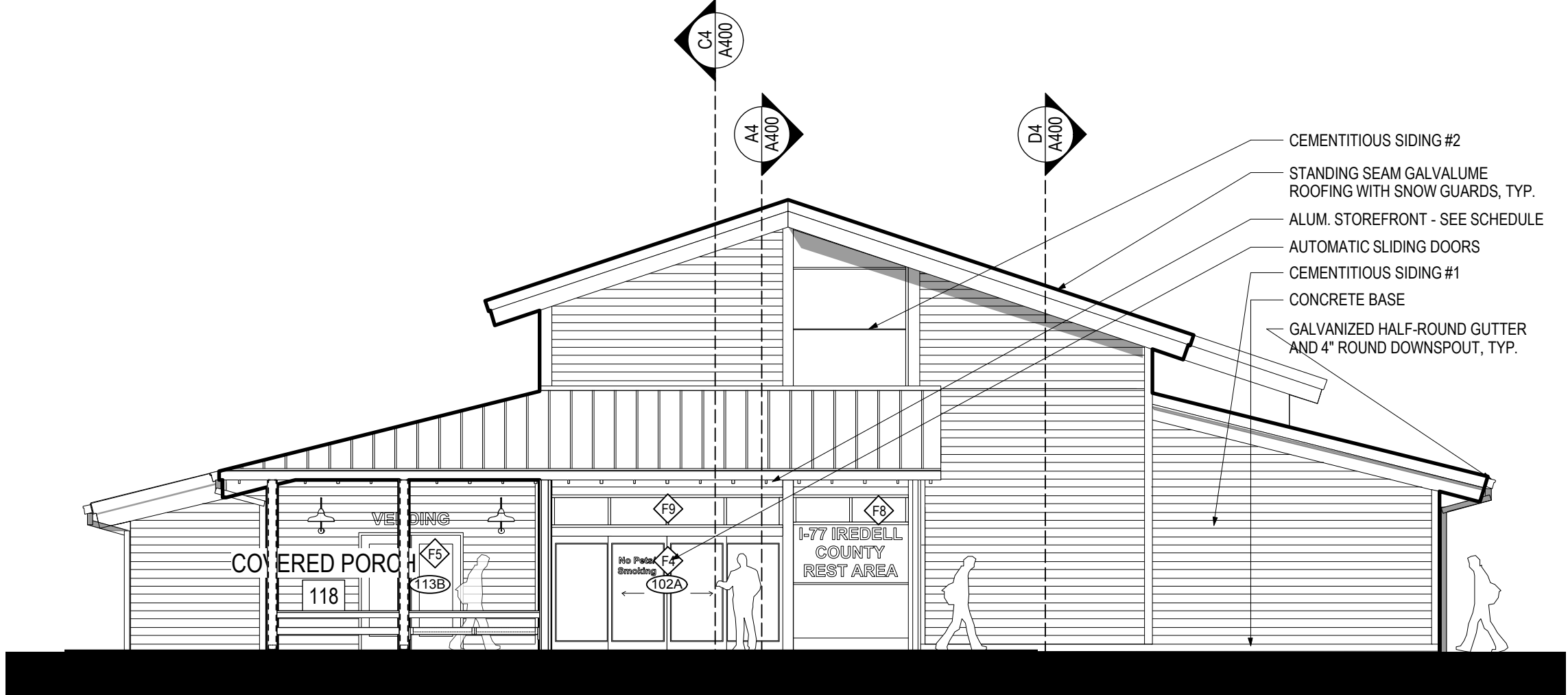


**GENERAL NOTES:**

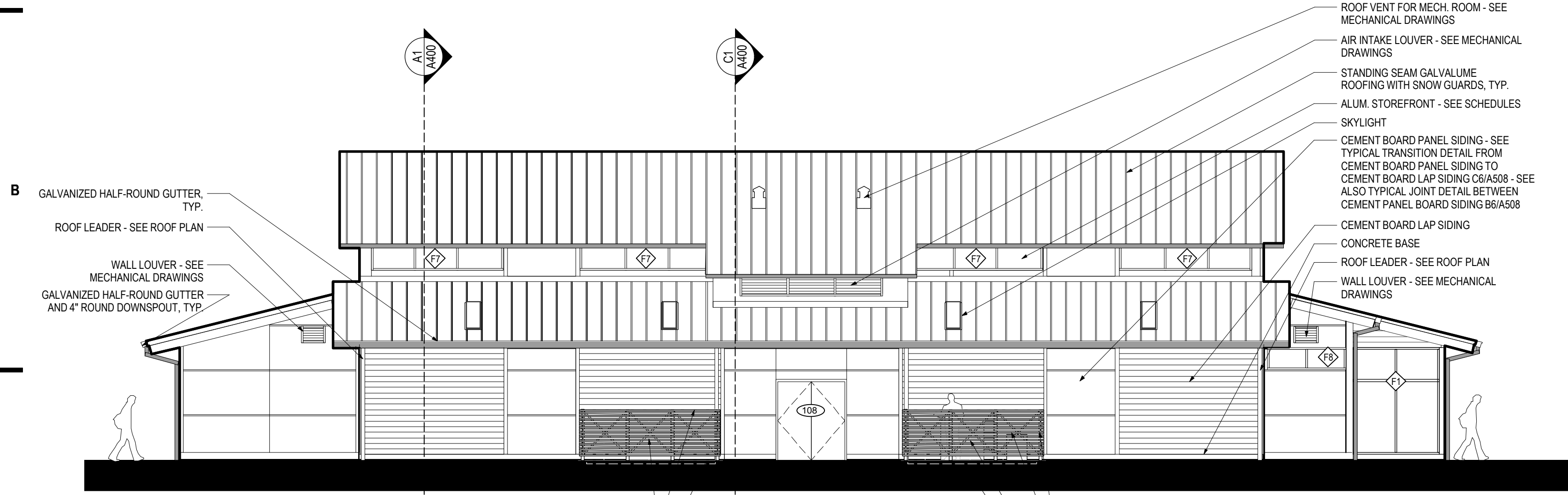
1. ANY PENETRATION THROUGH STANDING SEAM METAL ROOFING MUST BE CAREFULLY CONSIDERED AND PLANNED OUT - PENETRATIONS TO BE LOCATED IN THE CENTER BETWEEN THE ROOF SEAM/ SNAP LOCK.
2. CAREFULLY LOCATE DOWNSPOUTS LOCATION TO TIE-IN TO THE BELOW GRADE PIPING - SEE CIVIL DRAWINGS FOR ADDITIONAL INFORMATION.
3. EXTERIOR WALL MATERIAL TRANSITION - SEE TYPICAL DETAILS INFORMATION ON ARCHITECTURAL SHEET A508.
4. FASTENER ON CEMENT BOARD PANEL AND LAP SIDING ARE TO BE CAREFULLY SPACING AND ALIGN VERTICALLY AND HORIZONTALLY THROUGH OUT INSTALLATION PROCESS.
5. SEE STRUCTURAL DRAWINGS FOR ROOF OVERHANG REQUIREMENTS.



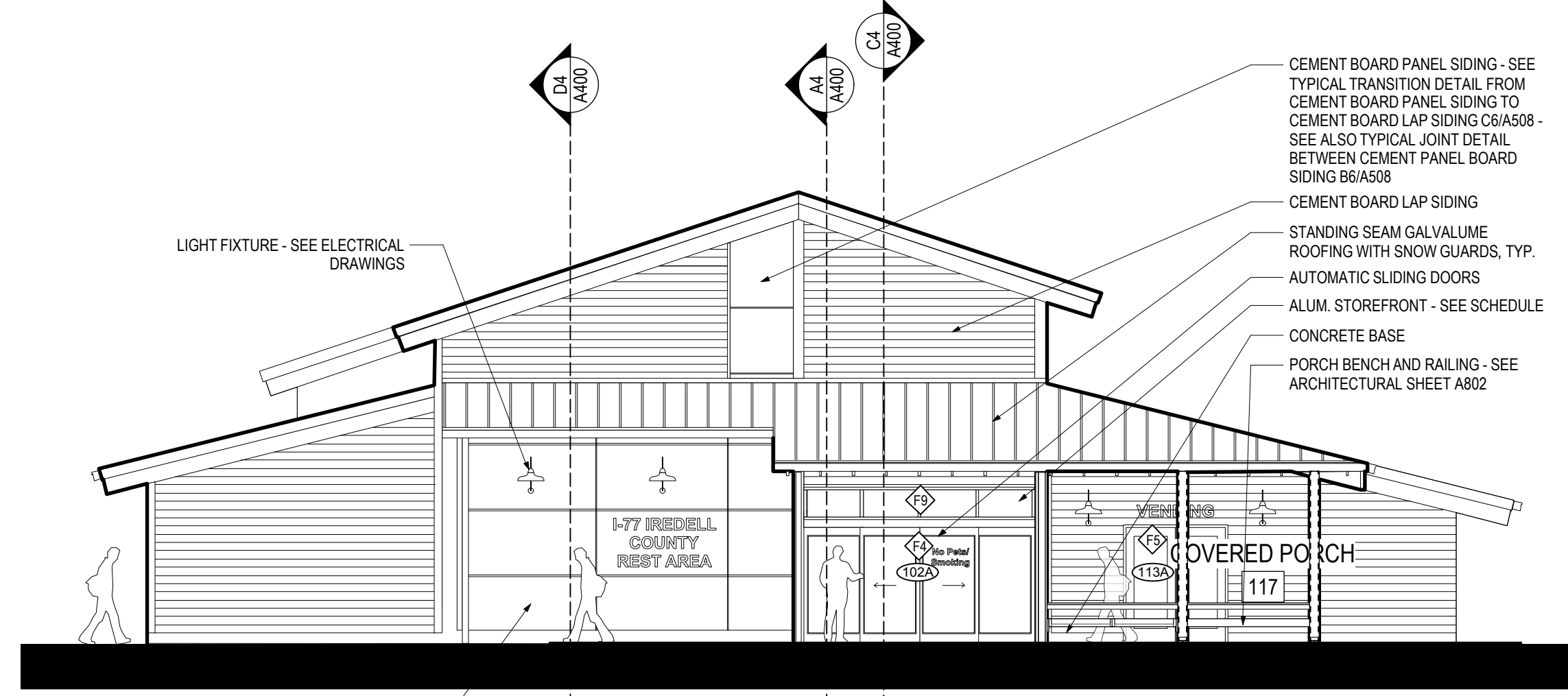
**C4 SOUTH ELEVATION**  
 Scale: 1/8" = 1'-0"  
 0 5 10 FT



**C1 EAST ELEVATION**  
 Scale: 1/8" = 1'-0"  
 0 5 10 FT



**A4 NORTH ELEVATION**  
 Scale: 1/8" = 1'-0"  
 0 5 10 FT



**A1 WEST ELEVATION**  
 Scale: 1/8" = 1'-0"  
 0 5 10 FT

**CLEARSCAPES**  
 ARCHITECTURE + ART  
 311-200 W. Martin Street  
 Raleigh, NC 27601  
 919.821.2775  
 919.821.0804 fax  
 artarc@clearscapes.com

**CONSULTANTS**

Structural Consultant  
 Lysaght & Associates  
 120 St. Mary's Street  
 Raleigh, NC 27605  
 Phone 919.833.0495  
 Fax 919.833.7636

Systems Consultant  
 Burke Design Group, PA  
 3305-109 Durham Drive  
 Raleigh, NC 27603  
 Phone 919.553.2900  
 Fax 919.553.7298

Proj. Contract #: 6300036020  
 TIP Project #: K-4908  
 WBS#: 39894.3.1  
 F.A. Project #: IMS-77-1(177)39

SEALS

DocuSigned by:  
 Steve Schluter  
 2014.12.30

**BID DOCUMENTS**  
 2014/12/30

PROJECT

**I-77**  
**REST AREA**  
 Iredell County, NC

REVISIONS

NO.	DATE OF REVISION

PROJECT DATA

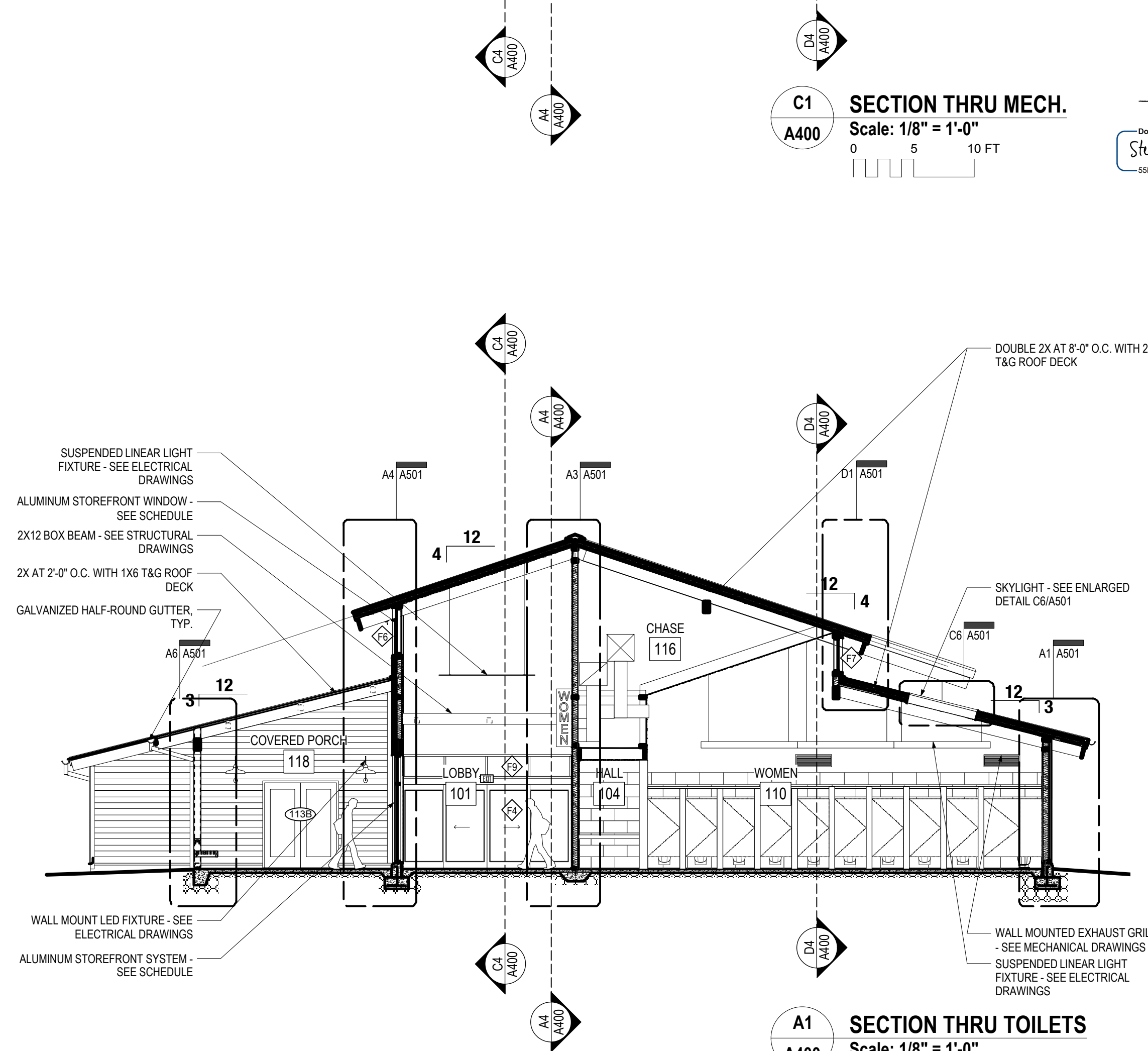
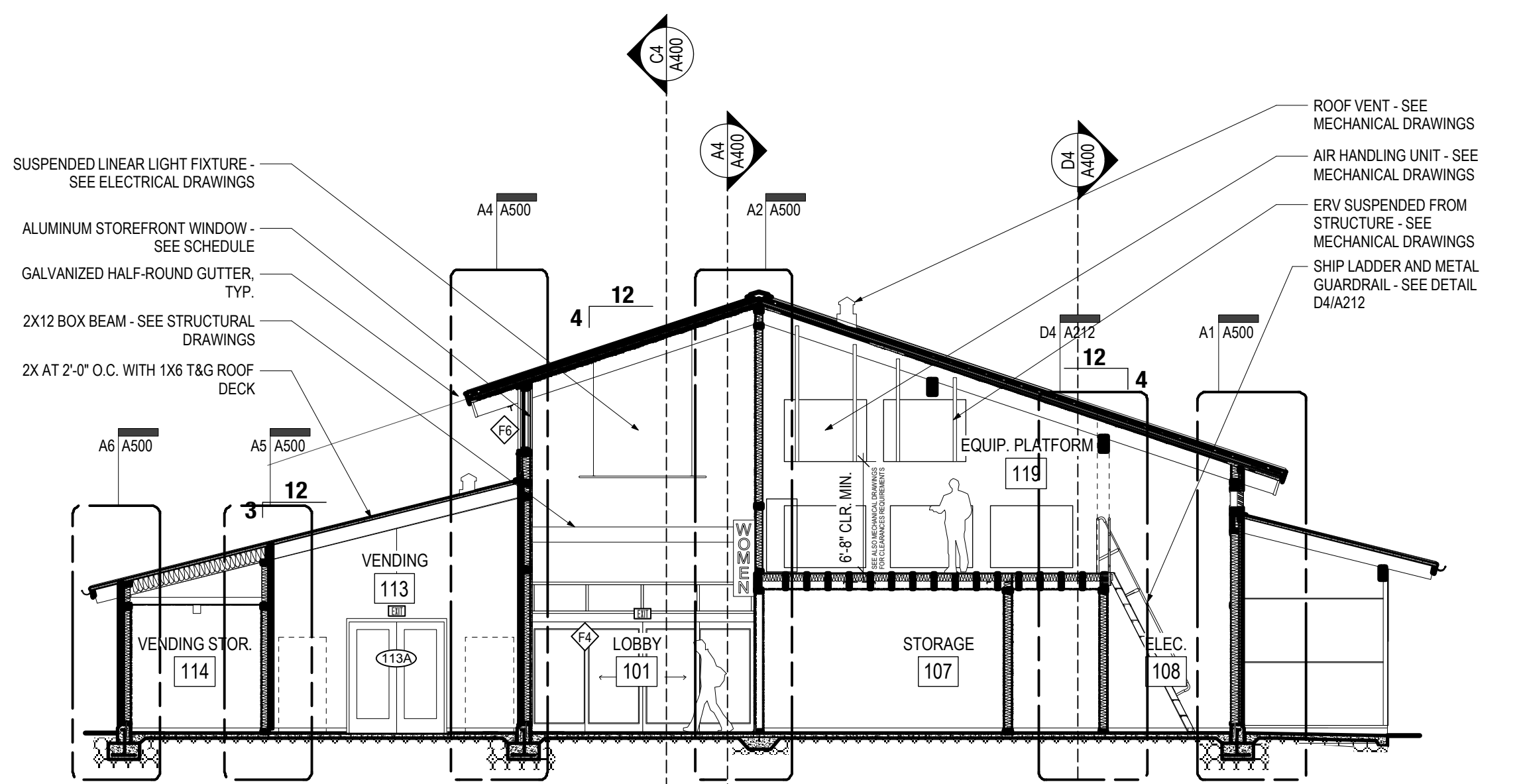
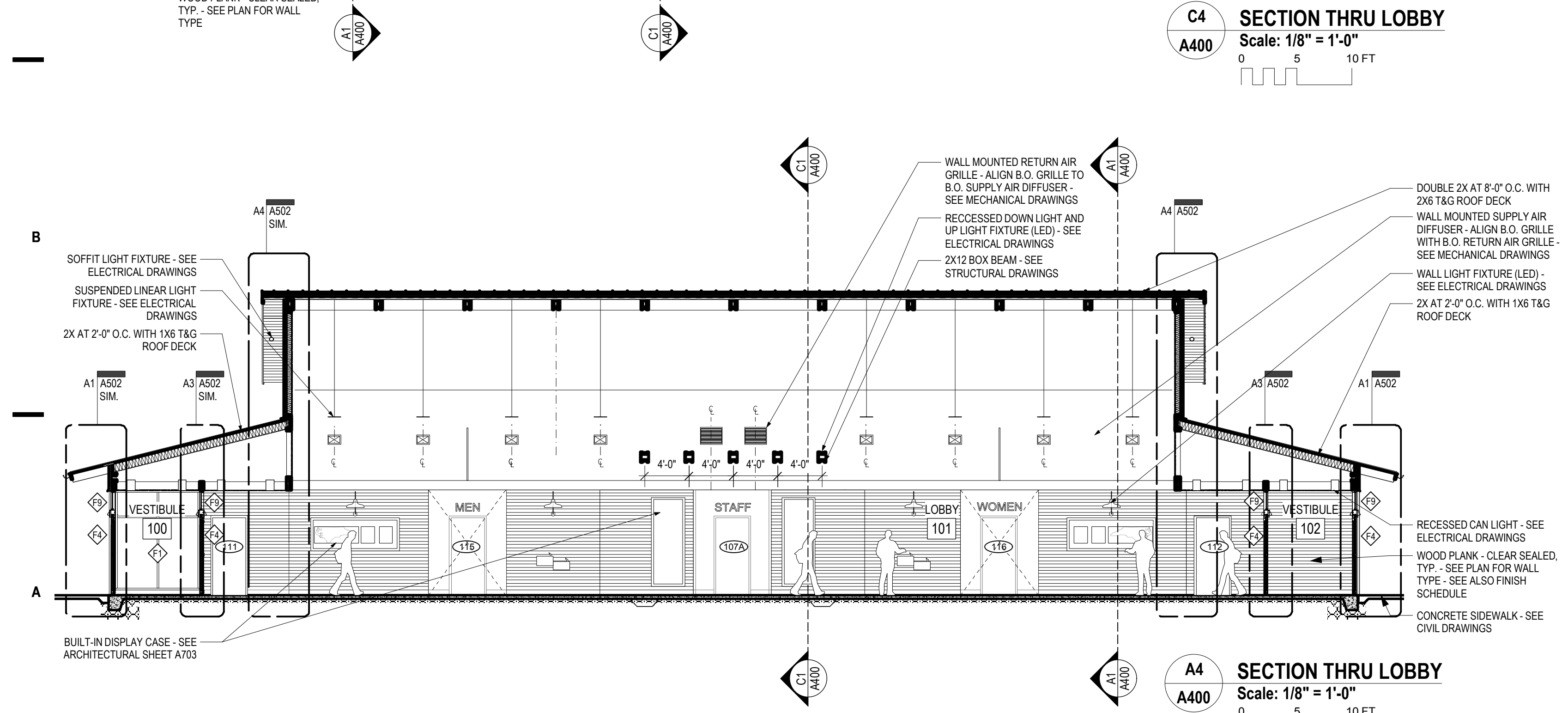
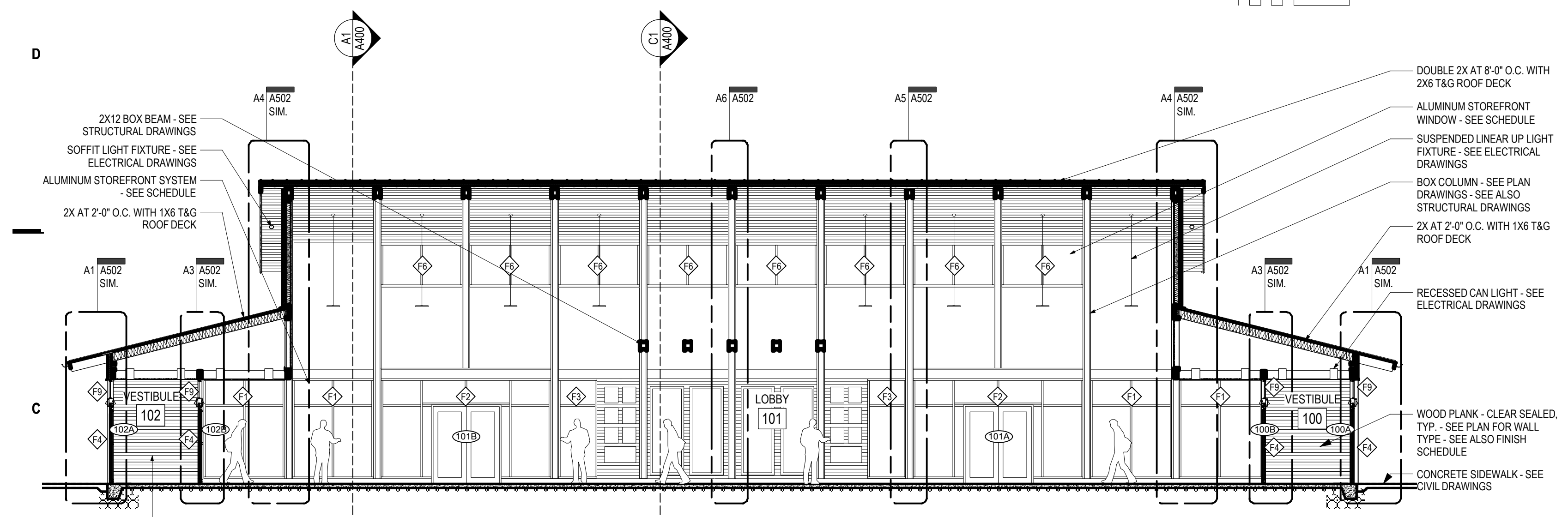
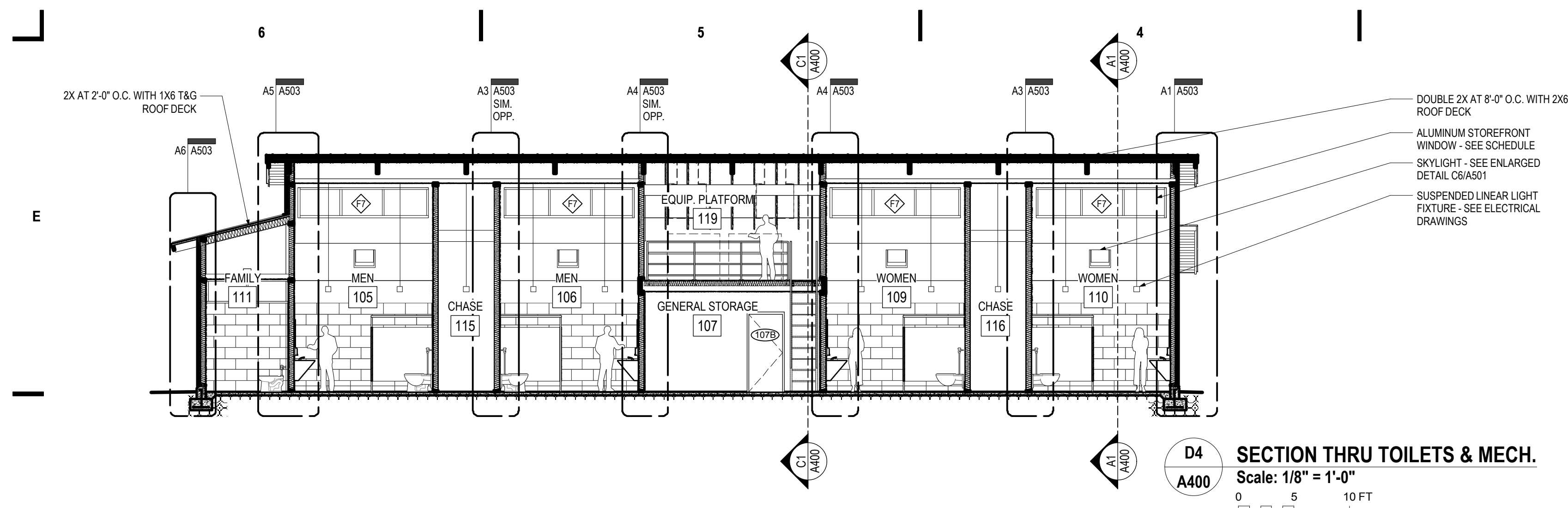
DATE:	2014.12.30
DRAWN:	RW/MH
CHECKED:	SDS
FILENAME:	CD_2D_FloorPlans.vwx
PROJECT NO.:	2013_0260
PRINTING:	Bid Documents

SHEET DATA

**BUILDING ELEVATIONS**

SHEET NO.  
**A300**

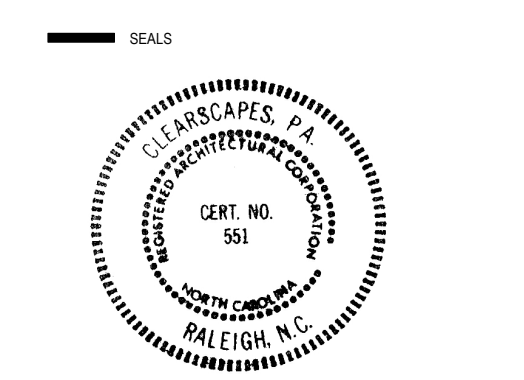




**CLEARSCAPES**  
ARCHITECTURE + ART  
311-200 W. Martin Street  
Raleigh, NC 27601  
919.821.2775  
919.821.0804 fax  
artarc@clearscapes.com

CONSULTANTS  
Structural Consultant  
Lysaght & Associates  
120 St. Mary's Street  
Raleigh, NC 27605  
Phone 919.833.0495  
Fax 919.833.7636  
Systems Consultant  
Burke Design Group, PA  
3305-109 Durham Drive  
Raleigh, NC 27603  
Phone 919.553.2900  
Fax 919.553.7298

Proj. Contract #: 6300036020  
TIP Project #: K-4908  
WBS#: 39894.3.1  
F.A. Project #: IMS-77-1(177)39



DocuSigned by:  
Steve Schuster  
550E3C83F3D41A... 2014.12.30

**BID DOCUMENTS**  
2014/12/30

PROJECT  
**I-77**  
**REST AREA**  
Iredell County, NC

REVISIONS

NO.	DATE OF REVISION

PROJECT DATA  
DATE: 2014.12.30  
DRAWN: RW/MH  
CHECKED: SDS  
FILENAME: CD\_2D\_FloorPlans.vwx  
PROJECT NO: 2013\_0260  
PRINTING: Bid Documents

SHEET DATA  
**BUILDING SECTIONS**  
SHEET NO.  
**A400**




CONSULTANTS

Structural Consultant  
Lysaght & Associates  
120 St. Mary's Street  
Raleigh, NC 27605  
Phone 919.833.0495  
Fax 919.833.7636

Systems Consultant  
Burke Design Group, PA  
3305-109 Durham Drive  
Raleigh, NC 27603  
Phone 919.553.2900  
Fax 919.553.7298

Proj. Contract #: 6300036020  
TIP Project #: K-4908  
WBS#: 39894.3.1  
F.A. Project #: IMS-77-1(177)39

SEALS



DocuSigned by:  
Steve Schuster  
2014.12.30

**BID DOCUMENTS**  
2014/12/30

PROJECT

**I-77**  
**REST AREA**  
Iredell County, NC

REVISIONS

NO.	DATE OF REVISION

PROJECT DATA

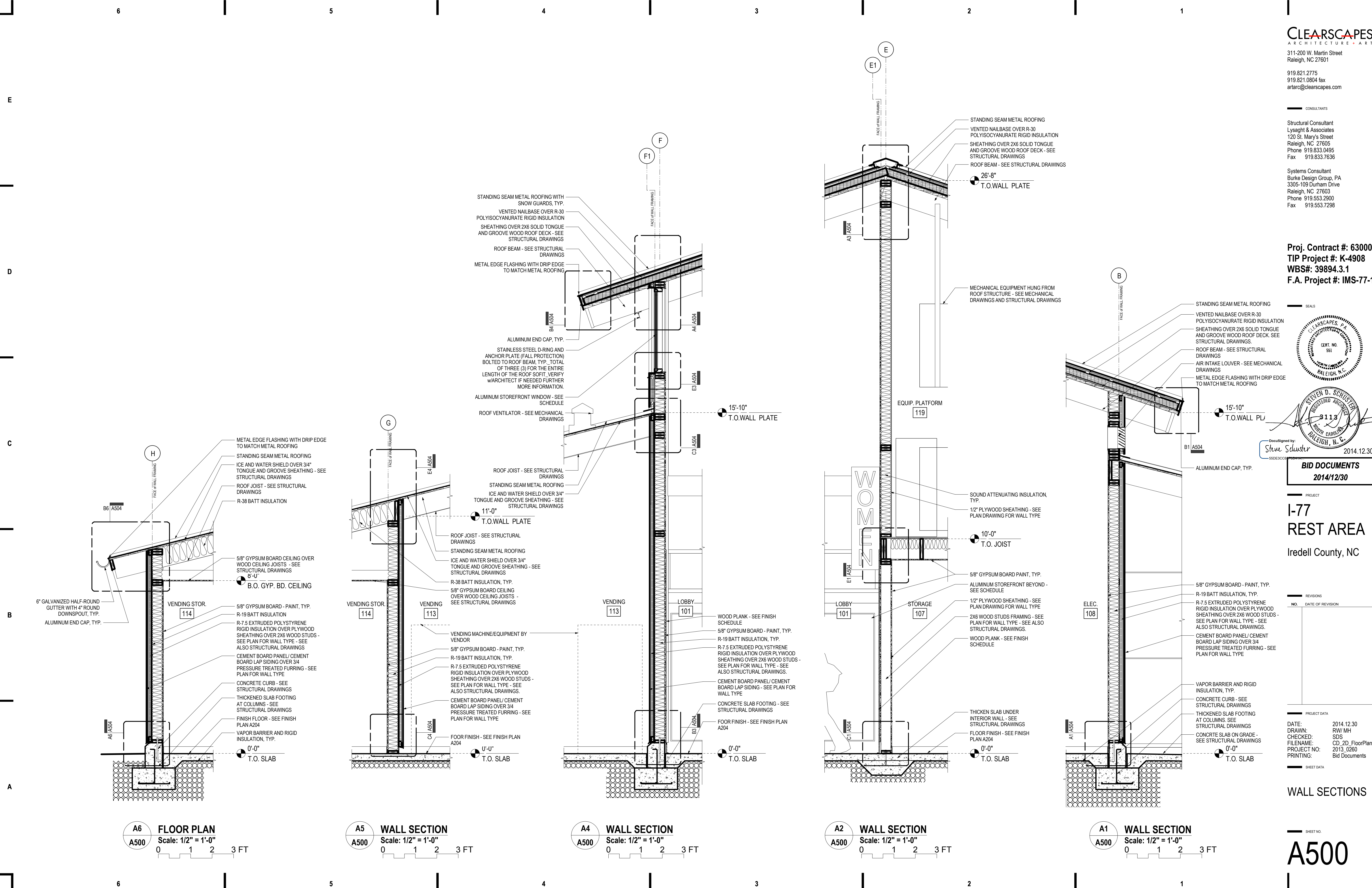
DATE: 2014.12.30  
DRAWN: RW/MH  
CHECKED: SDS  
FILENAME: CD\_2D\_FloorPlans.vwx  
PROJECT NO: 2013\_0260  
PRINTING: Bid Documents

SHEET DATA

WALL SECTIONS

SHEET NO.

**A500**



**A6 FLOOR PLAN**  
Scale: 1/2" = 1'-0"  
0 1 2 3 FT

**A5 WALL SECTION**  
Scale: 1/2" = 1'-0"  
0 1 2 3 FT

**A4 WALL SECTION**  
Scale: 1/2" = 1'-0"  
0 1 2 3 FT

**A2 WALL SECTION**  
Scale: 1/2" = 1'-0"  
0 1 2 3 FT

**A1 WALL SECTION**  
Scale: 1/2" = 1'-0"  
0 1 2 3 FT




CONSULTANTS

Structural Consultant  
Lysaght & Associates  
120 St. Mary's Street  
Raleigh, NC 27605  
Phone 919.833.0495  
Fax 919.833.7636

Systems Consultant  
Burke Design Group, PA  
3305-109 Durham Drive  
Raleigh, NC 27603  
Phone 919.553.2900  
Fax 919.553.7298

Proj. Contract #: 6300036020  
TIP Project #: K-4908  
WBS#: 39894.3.1  
F.A. Project #: IMS-77-1(177)39

SEALS



**BID DOCUMENTS**  
2014/12/30

PROJECT  
**I-77**  
**REST AREA**  
Iredell County, NC

REVISIONS

NO.	DATE OF REVISION

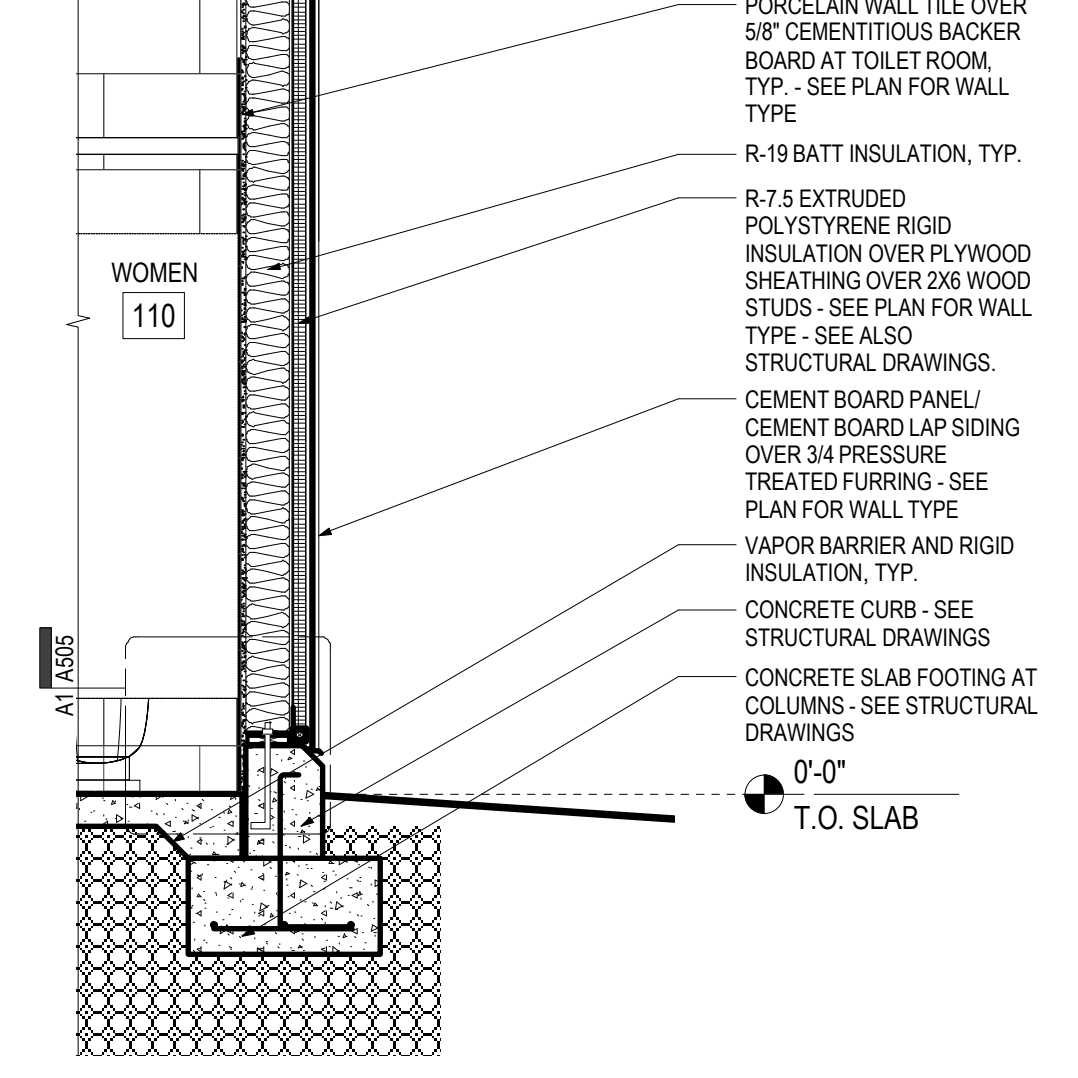
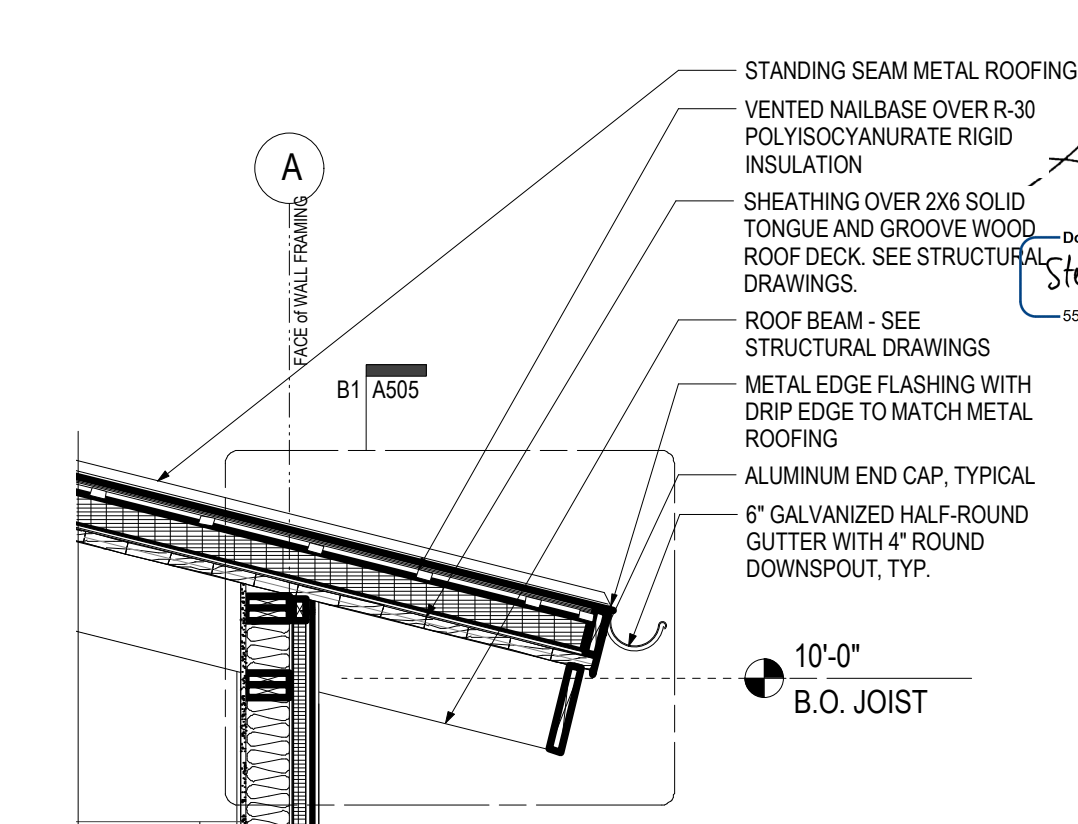
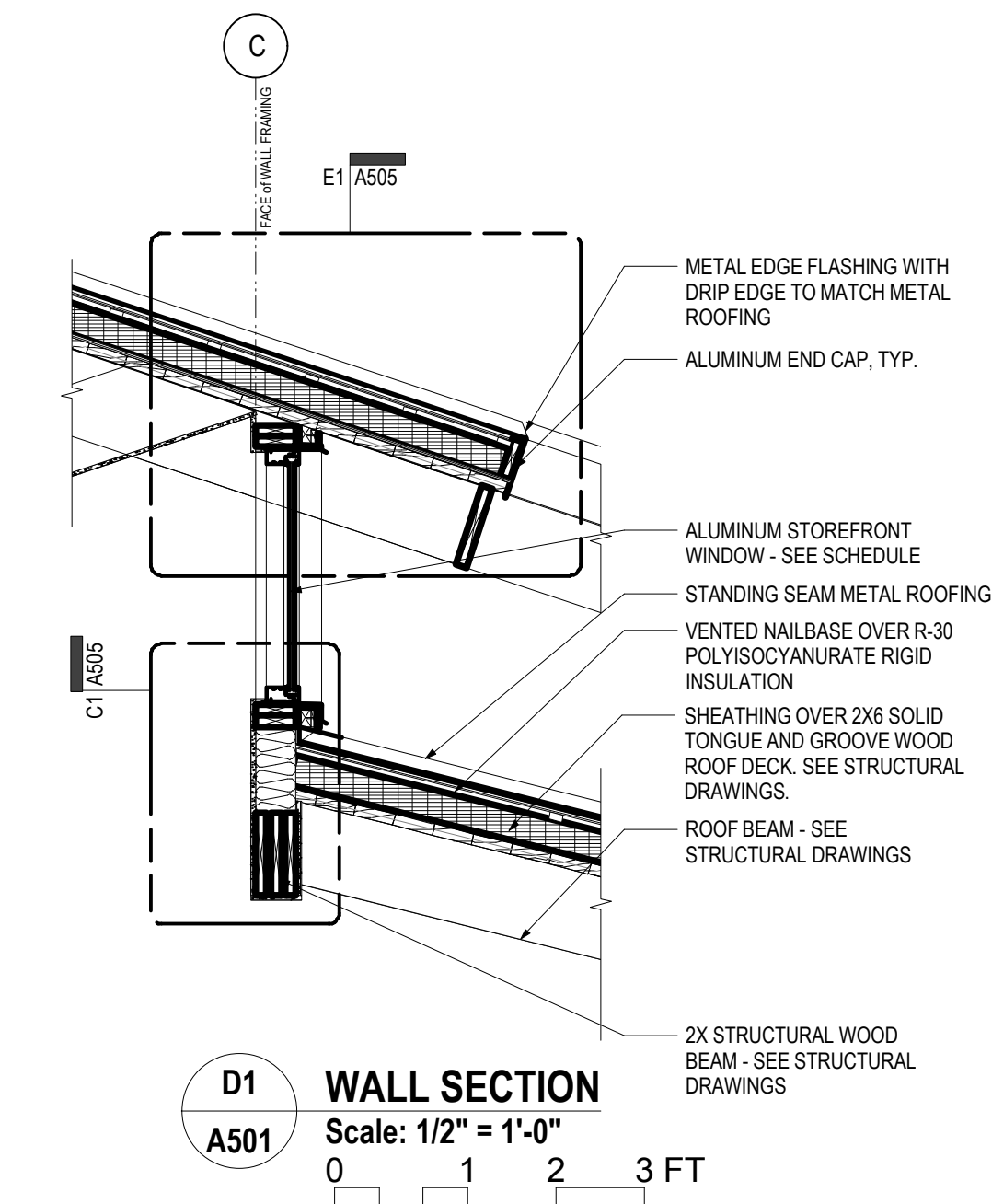
PROJECT DATA  
DATE: 2014.12.30  
DRAWN: RW/MH  
CHECKED: SDS  
FILENAME: CD\_2D\_FloorPlans.vwx  
PROJECT NO: 2013\_0260  
PRINTING: Bid Documents

SHEET DATA

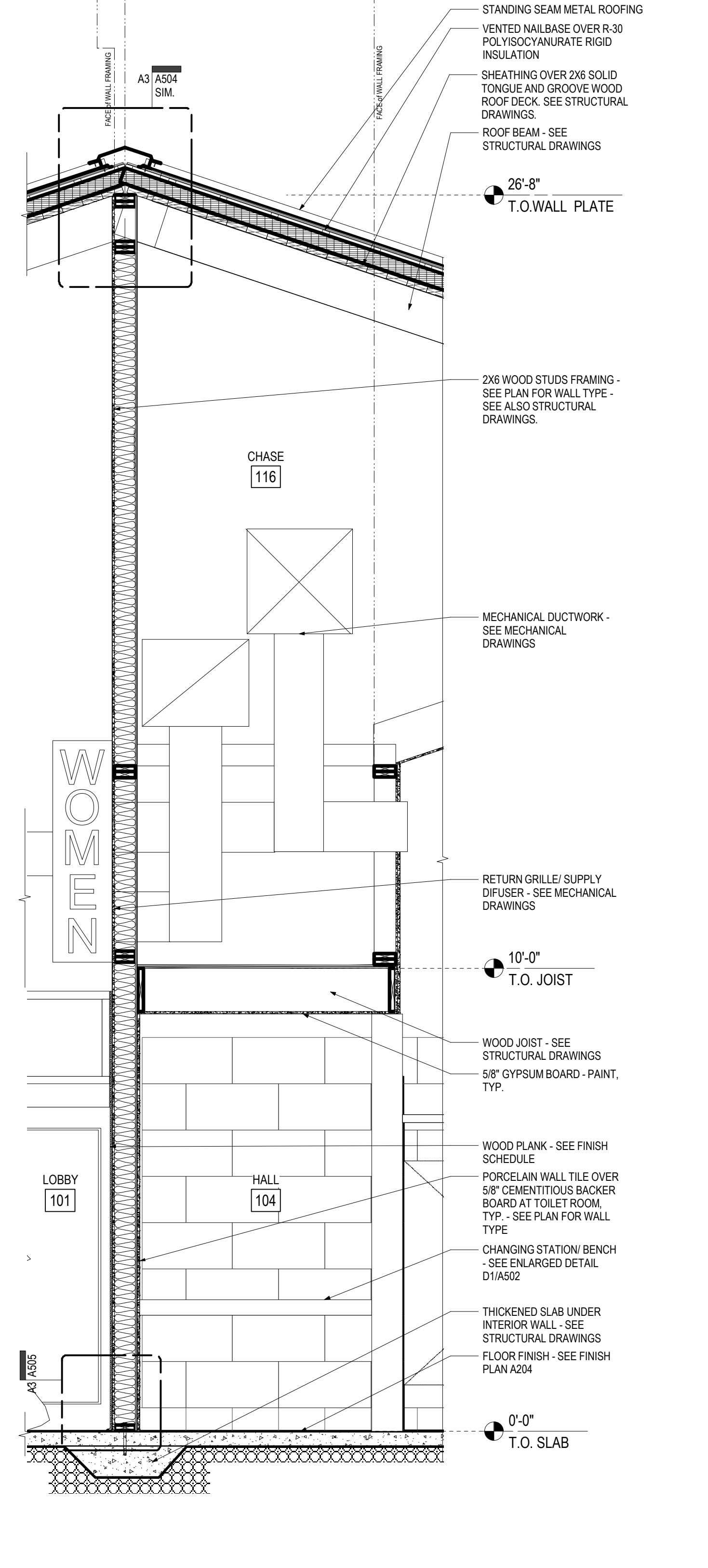
PROJECT DATA

SHEET NO.

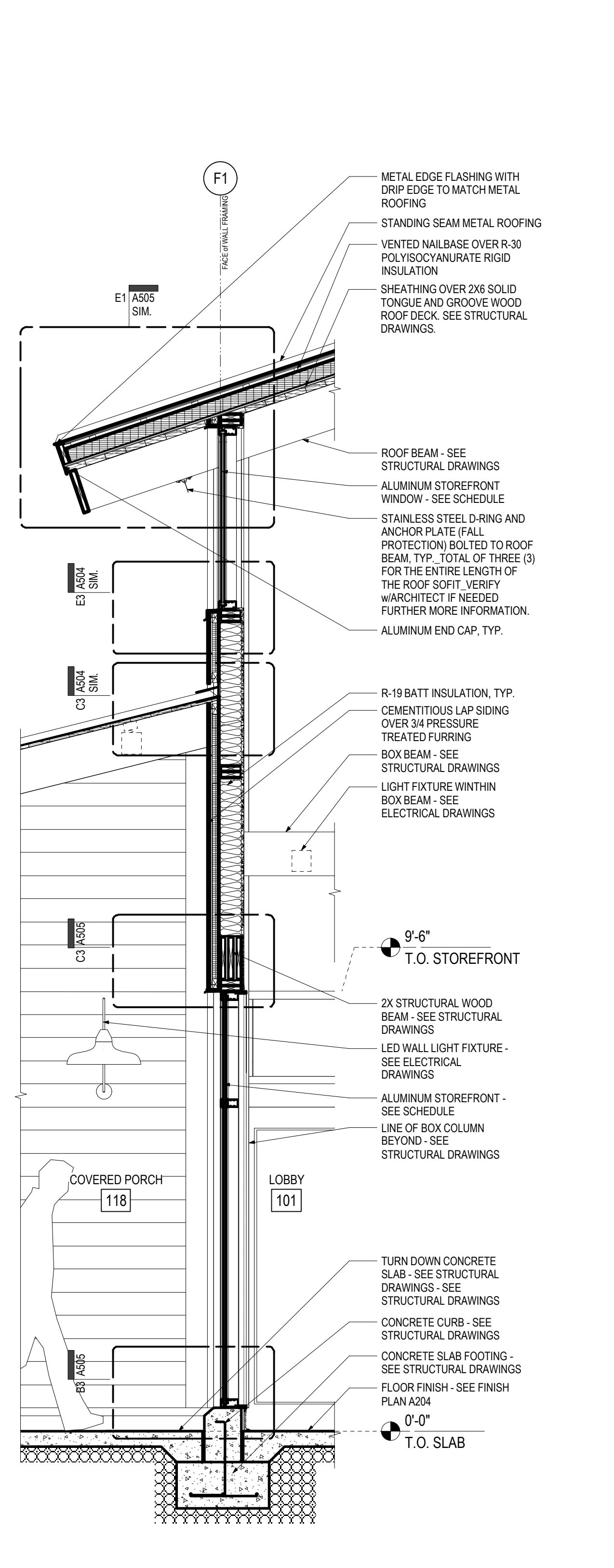
**A501**



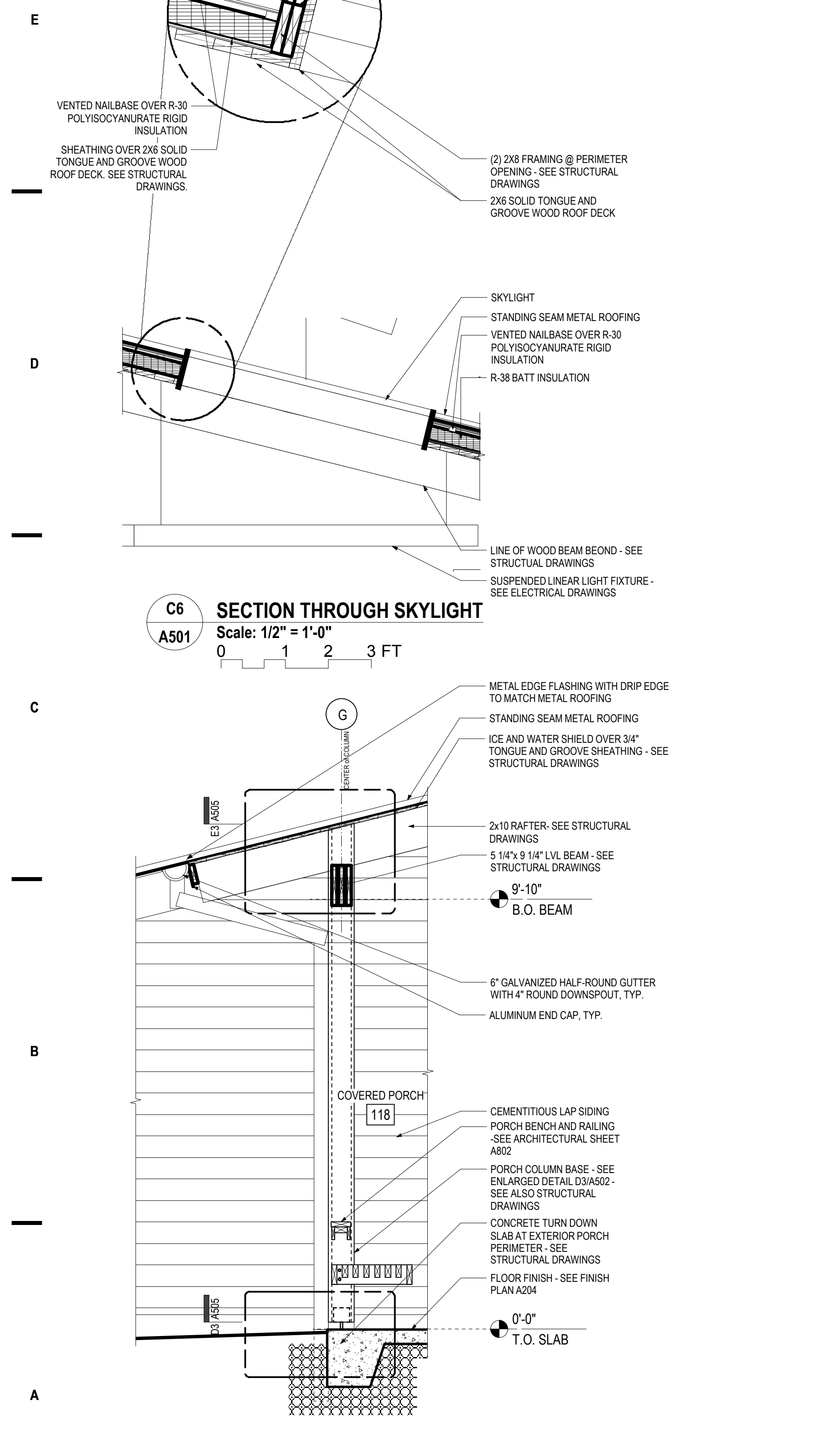
**A1** WALL SECTION  
Scale: 1/2" = 1'-0"  
0 1 2 3 FT



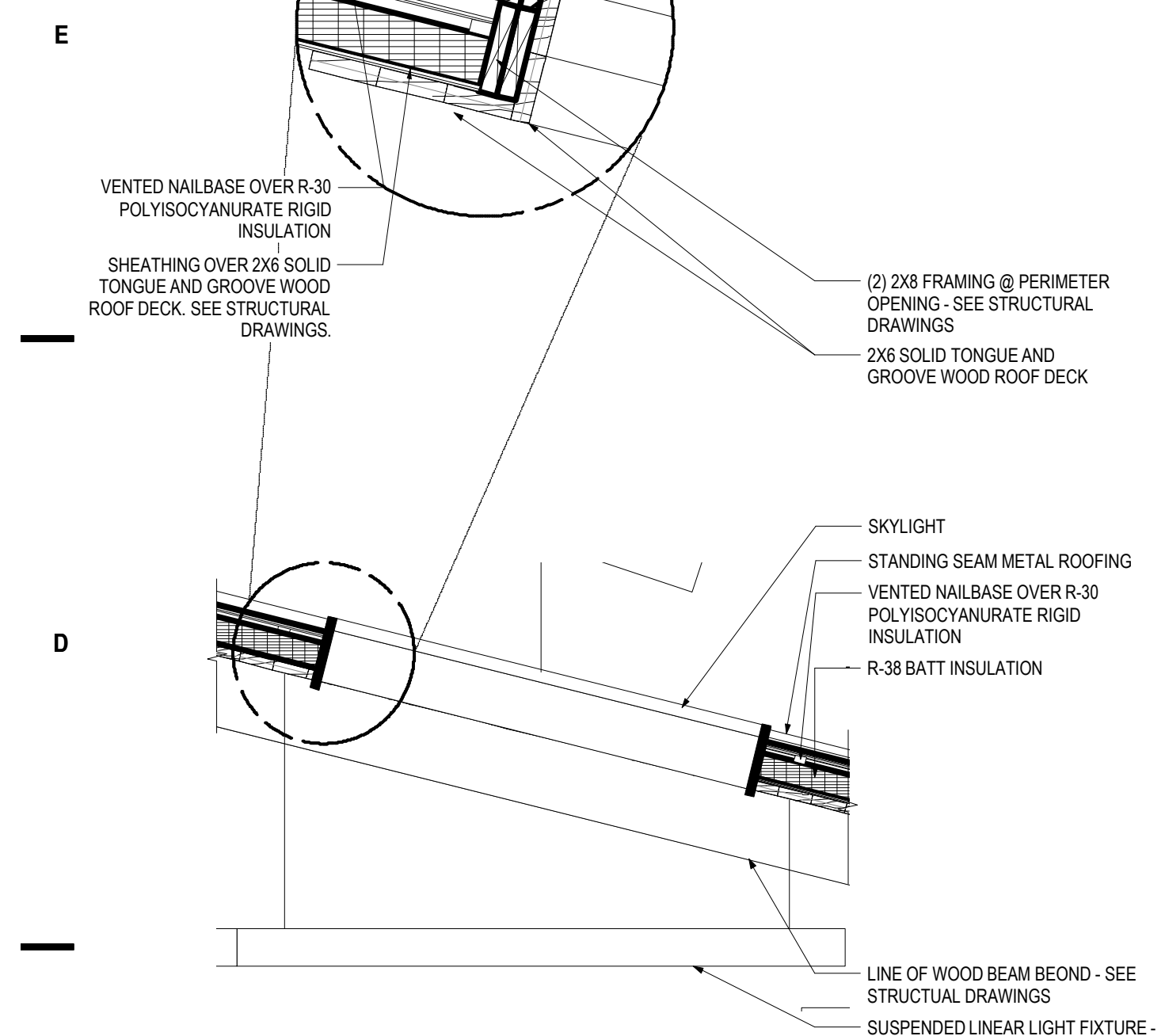
**A3** WALL SECTION  
Scale: 1/2" = 1'-0"  
0 1 2 3 FT



**A4** WALL SECTION  
Scale: 1/2" = 1'-0"  
0 1 2 3 FT



**A6** WALL SECTION  
Scale: 1/2" = 1'-0"  
0 1 2 3 FT



**C6** SECTION THROUGH SKYLIGHT  
Scale: 1/2" = 1'-0"  
0 1 2 3 FT




CONSULTANTS

Structural Consultant  
Lysaght & Associates  
120 St. Mary's Street  
Raleigh, NC 27605  
Phone 919.833.0495  
Fax 919.833.7636

Systems Consultant  
Burke Design Group, PA  
3305-109 Durham Drive  
Raleigh, NC 27603  
Phone 919.553.2900  
Fax 919.553.7298

Proj. Contract #: 6300036020  
TIP Project #: K-4908  
WBS#: 39894.3.1  
F.A. Project #: IMS-77-1(177)39

SEALS



DocuSigned by:  
Steven D. Schuster  
2014.12.30

**BID DOCUMENTS**  
2014/12/30

PROJECT

**I-77**  
**REST AREA**  
Iredell County, NC

REVISIONS

NO.	DATE OF REVISION

PROJECT DATA

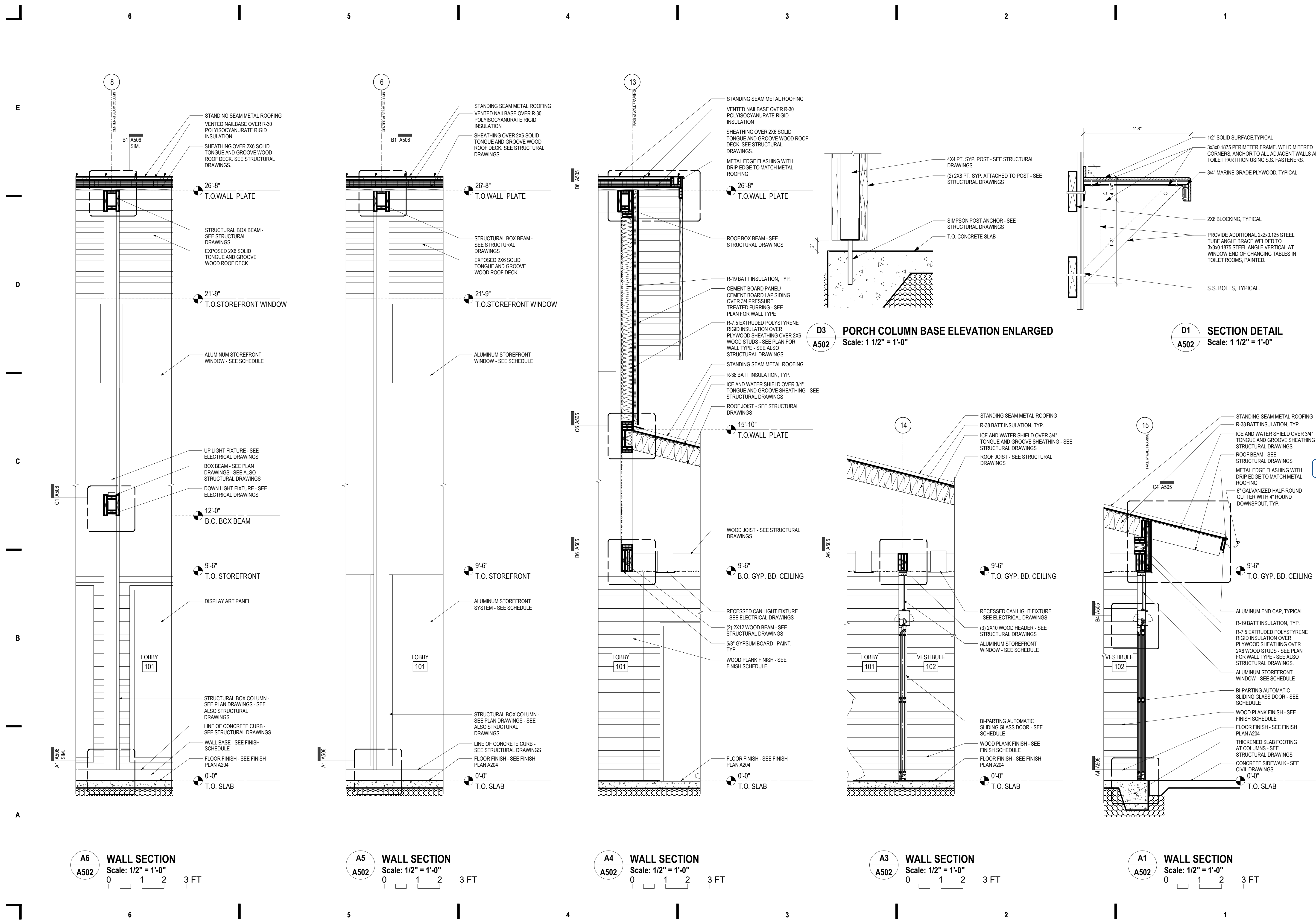
DATE: 2014.12.30  
DRAWN: RW/MH  
CHECKED: SDS  
FILENAME: CD\_2D\_FloorPlans.vwx  
PROJECT NO: 2013\_0260  
PRINTING: Bid Documents

SHEET DATA

WALL SECTIONS

SHEET NO.

**A502**



**D3 PORCH COLUMN BASE ELEVATION ENLARGED**  
Scale: 1 1/2" = 1'-0"

**D1 SECTION DETAIL**  
Scale: 1 1/2" = 1'-0"

**A6 WALL SECTION**  
Scale: 1/2" = 1'-0"  
0 1 2 3 FT

**A5 WALL SECTION**  
Scale: 1/2" = 1'-0"  
0 1 2 3 FT

**A4 WALL SECTION**  
Scale: 1/2" = 1'-0"  
0 1 2 3 FT

**A3 WALL SECTION**  
Scale: 1/2" = 1'-0"  
0 1 2 3 FT

**A1 WALL SECTION**  
Scale: 1/2" = 1'-0"  
0 1 2 3 FT




CONSULTANTS

Structural Consultant  
Lysaght & Associates  
120 St. Mary's Street  
Raleigh, NC 27605  
Phone 919.833.0495  
Fax 919.833.7636

Systems Consultant  
Burke Design Group, PA  
3305-109 Durham Drive  
Raleigh, NC 27603  
Phone 919.553.2900  
Fax 919.553.7298

Proj. Contract #: 6300036020  
TIP Project #: K-4908  
WBS#: 39894.3.1  
F.A. Project #: IMS-77-1(177)39

SEALS



DocuSigned by:  
Steve Schuster  
2014.12.30

BID DOCUMENTS  
2014/12/30

PROJECT

**I-77  
REST AREA**  
Iredell County, NC

REVISIONS

NO.	DATE OF REVISION

PROJECT DATA

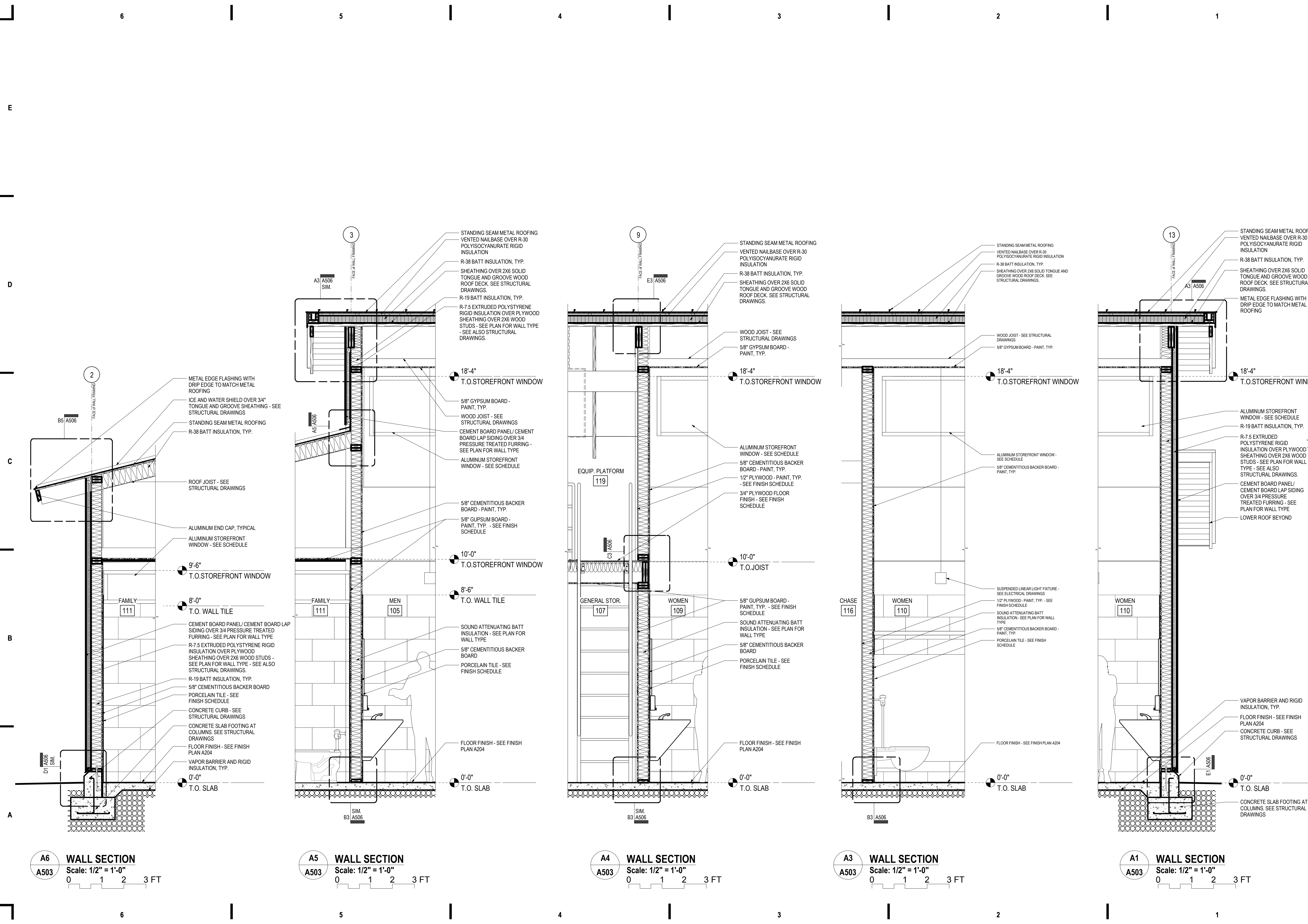
DATE:	2014.12.30
DRAWN:	RW/MH
CHECKED:	SJS
FILENAME:	CD_2D_FloorPlans.vwx
PROJECT NO:	2013_0260
PRINTING:	Bid Documents

SHEET DATA

WALL SECTIONS

SHEET NO.

**A503**



**A6 WALL SECTION**  
Scale: 1/2" = 1'-0"  
0 1 2 3 FT

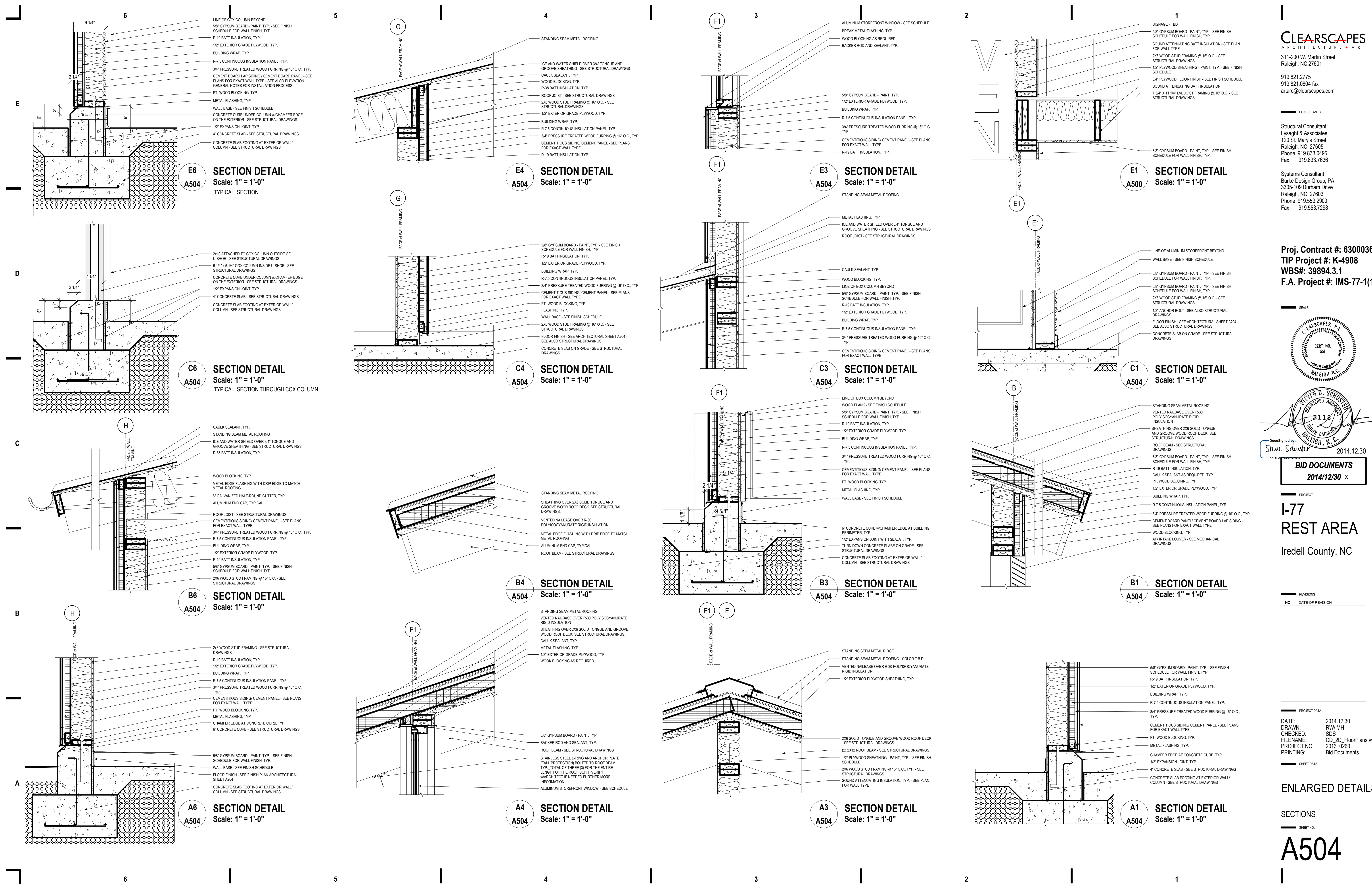
**A5 WALL SECTION**  
Scale: 1/2" = 1'-0"  
0 1 2 3 FT

**A4 WALL SECTION**  
Scale: 1/2" = 1'-0"  
0 1 2 3 FT

**A3 WALL SECTION**  
Scale: 1/2" = 1'-0"  
0 1 2 3 FT

**A1 WALL SECTION**  
Scale: 1/2" = 1'-0"  
0 1 2 3 FT


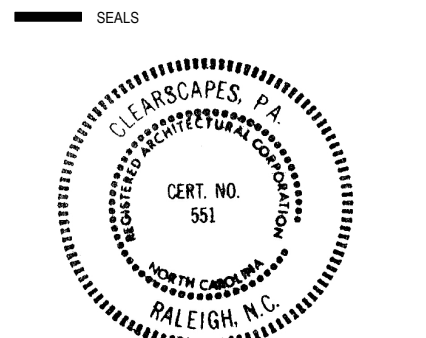




**CLEARSCAPES**  
ARCHITECTURE + ART  
311-200 W. Martin Street  
Raleigh, NC 27601  
919.821.2775  
919.821.0804 fax  
artarc@clearscapes.com

CONSULTANTS  
Structural Consultant  
Lysaght & Associates  
120 St. Mary's Street  
Raleigh, NC 27605  
Phone 919.833.0495  
Fax 919.833.7636  
Systems Consultant  
Burke Design Group, PA  
3305-109 Durham Drive  
Raleigh, NC 27603  
Phone 919.553.2900  
Fax 919.553.7298

Proj. Contract #: 6300036020  
TIP Project #: K-4908  
WBS#: 39894.3.1  
F.A. Project #: IMS-77-1(177)39



DocuSigned by:  
Steve Schuster  
2014.12.30  
BID DOCUMENTS  
2014/12/30 x

PROJECT  
**I-77**  
**REST AREA**  
Iredell County, NC

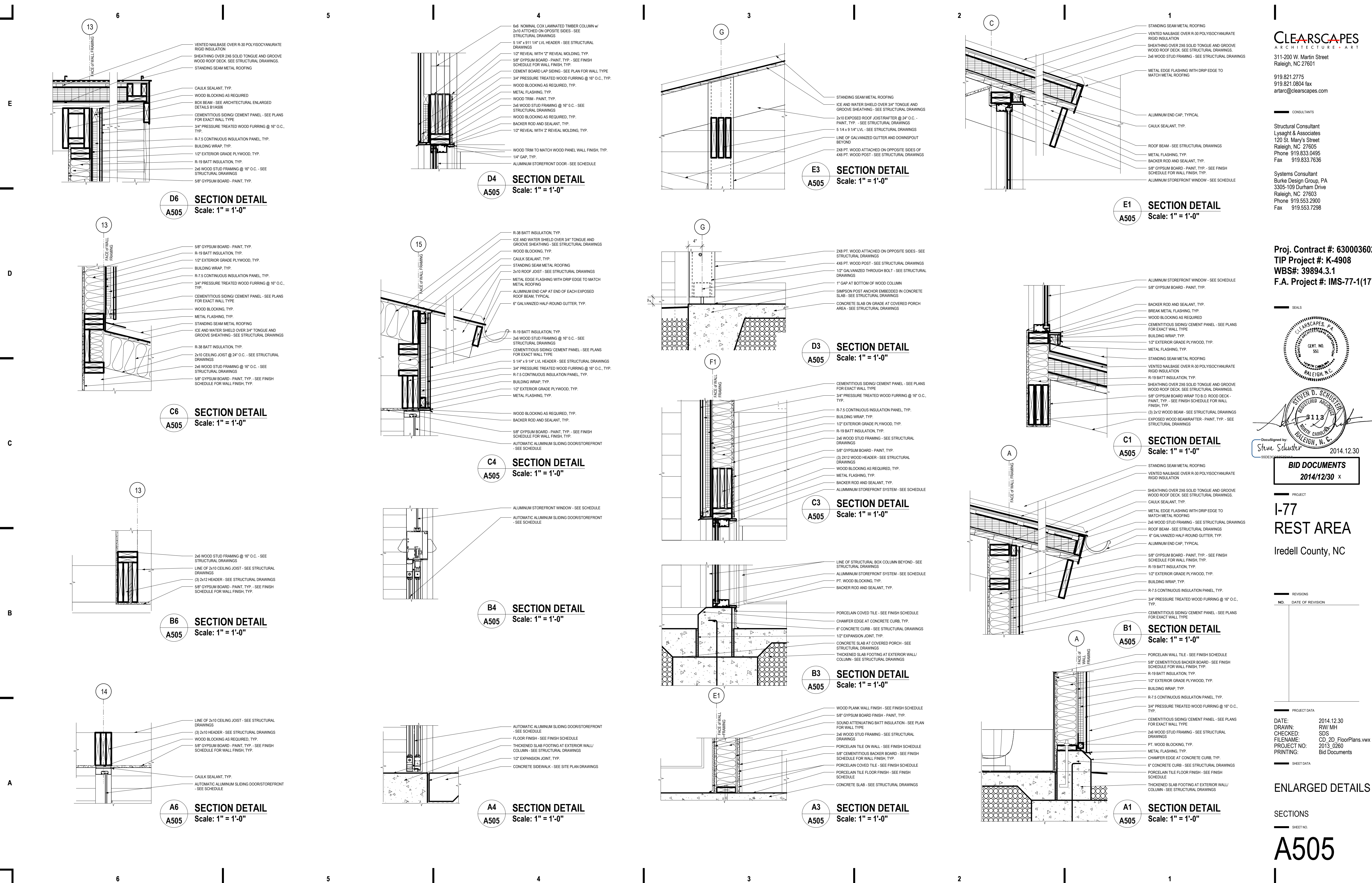
REVISIONS  
NO. DATE OF REVISION

PROJECT DATA  
DATE: 2014.12.30  
DRAWN: RW/MH  
CHECKED: SDS  
FILENAME: CD\_2D\_FloorPlans.vwx  
PROJECT NO: 2013\_0260  
PRINTING: Bid Documents

SHEET DATA  
**ENLARGED DETAILS**

SECTIONS  
SHEET NO.  
**A504**





**CLEARSCAPES**  
ARCHITECTURE + ART

311-200 W. Martin Street  
Raleigh, NC 27601


919.821.2775  
919.821.0804 fax  
artarc@clearscapes.com

CONSULTANTS

Structural Consultant  
Lysaght & Associates  
120 St. Mary's Street  
Raleigh, NC 27605  
Phone 919.833.0495  
Fax 919.833.7636

Systems Consultant  
Burke Design Group, PA  
3305-109 Durham Drive  
Raleigh, NC 27603  
Phone 919.553.2900  
Fax 919.553.7298

Proj. Contract #: 6300036020  
TIP Project #: K-4908  
WBS#: 39894.3.1  
F.A. Project #: IMS-77-1(177)39



DocuSigned by:  
Steve Schuler  
2014.12.30

**BID DOCUMENTS**  
2014/12/30 x

PROJECT

**I-77**  
**REST AREA**  
Iredell County, NC

REVISIONS

NO.	DATE OF REVISION

PROJECT DATA

DATE: 2014.12.30  
DRAWN: RW/MH  
CHECKED: SDS  
FILENAME: CD\_2D\_FloorPlans.vwx  
PROJECT NO: 2013\_0260  
PRINTING: Bid Documents

SHEET DATA


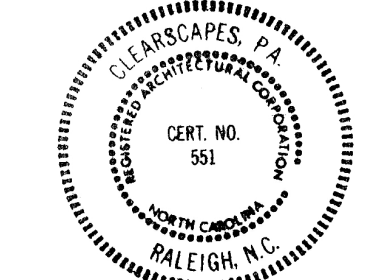
ENLARGED DETAILS

SECTIONS

SHEET NO.

**A505**





DocuSigned by:  
Steven D. Schuster 2014.12.30  
55DE3CCE3F341A

**BID DOCUMENTS**  
2014/12/30 x

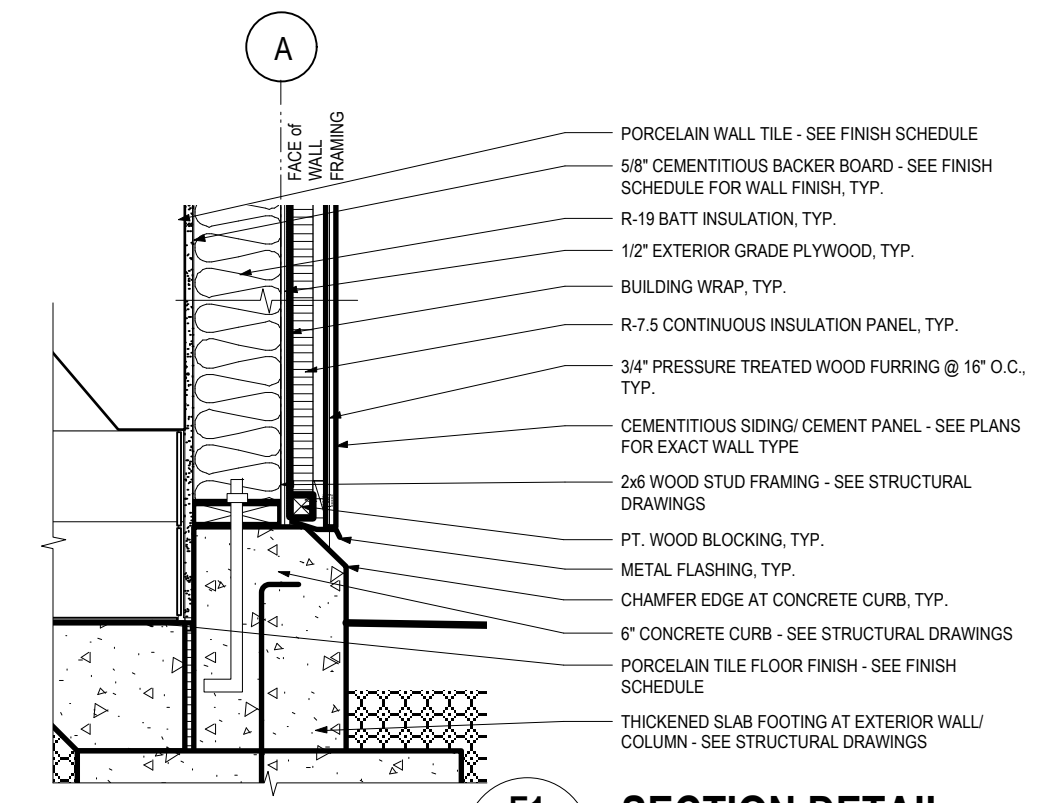
**I-77**  
**REST AREA**  
Iredell County, NC

NO.	DATE OF REVISION

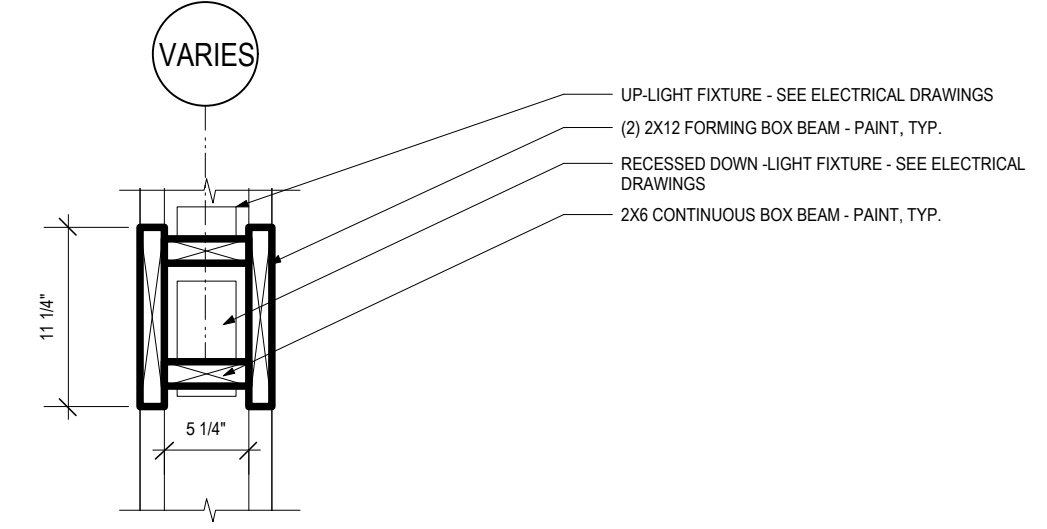
DATE:	2014.12.30
DRAWN:	RW/MH
CHECKED:	SDS
FILENAME:	CD_2D_FloorPlans.vwx
PROJECT NO:	2013_0260
PRINTING:	Bid Documents

ENLARGED DETAILS

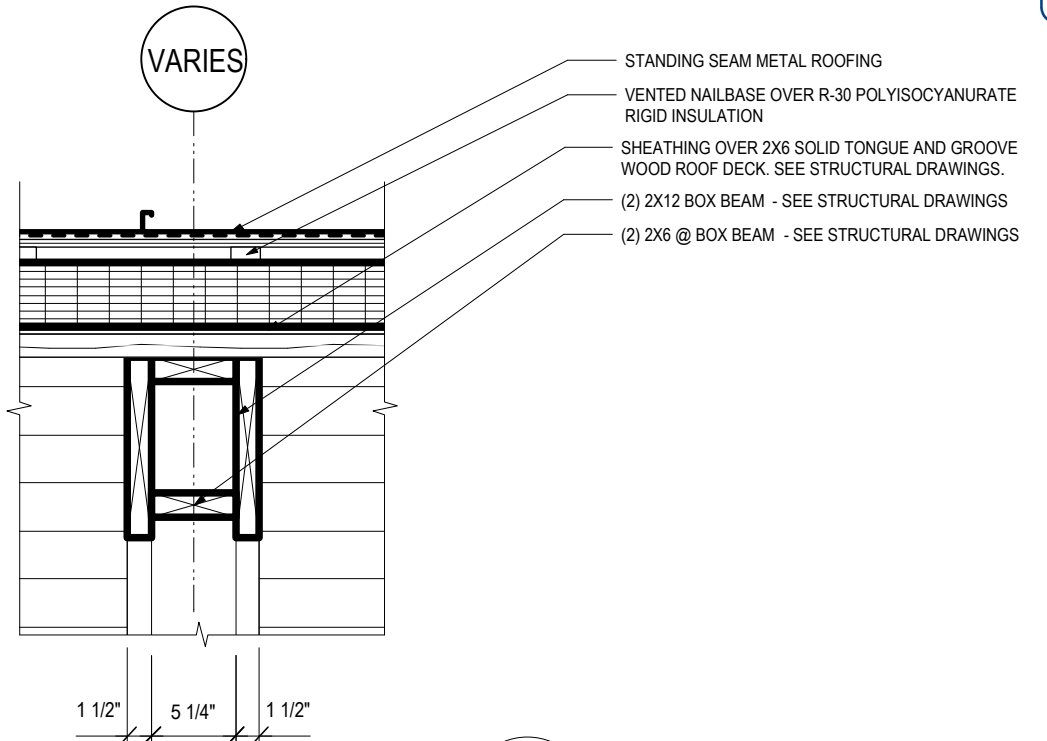
**A506**



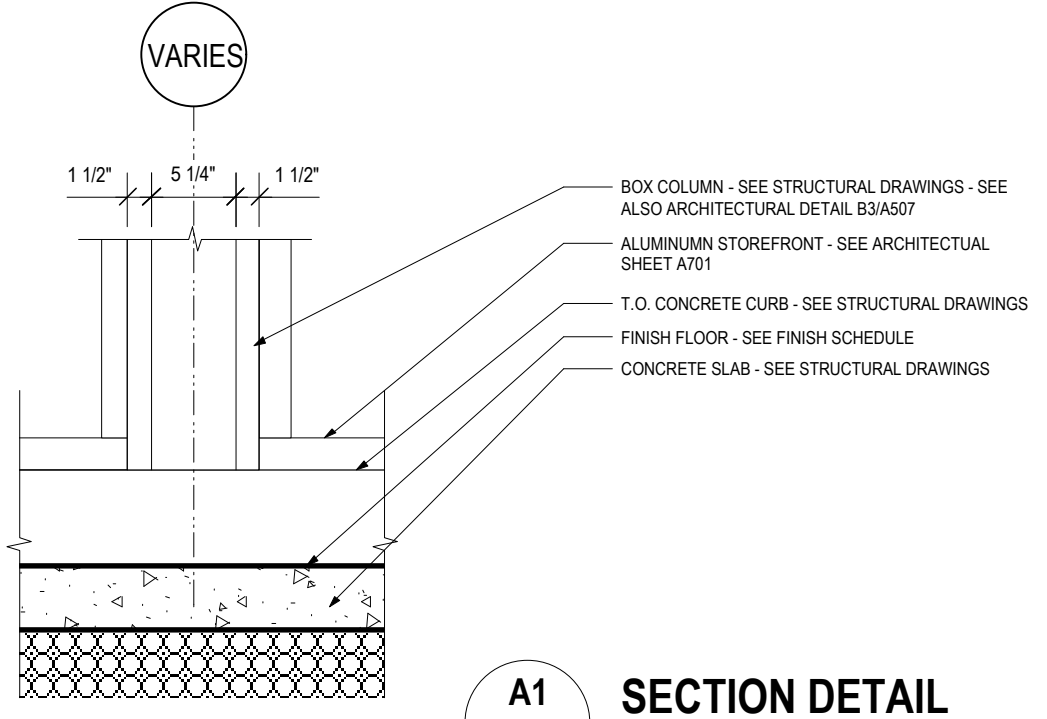
**E1 SECTION DETAIL**  
A506 Scale: 1" = 1'-0"



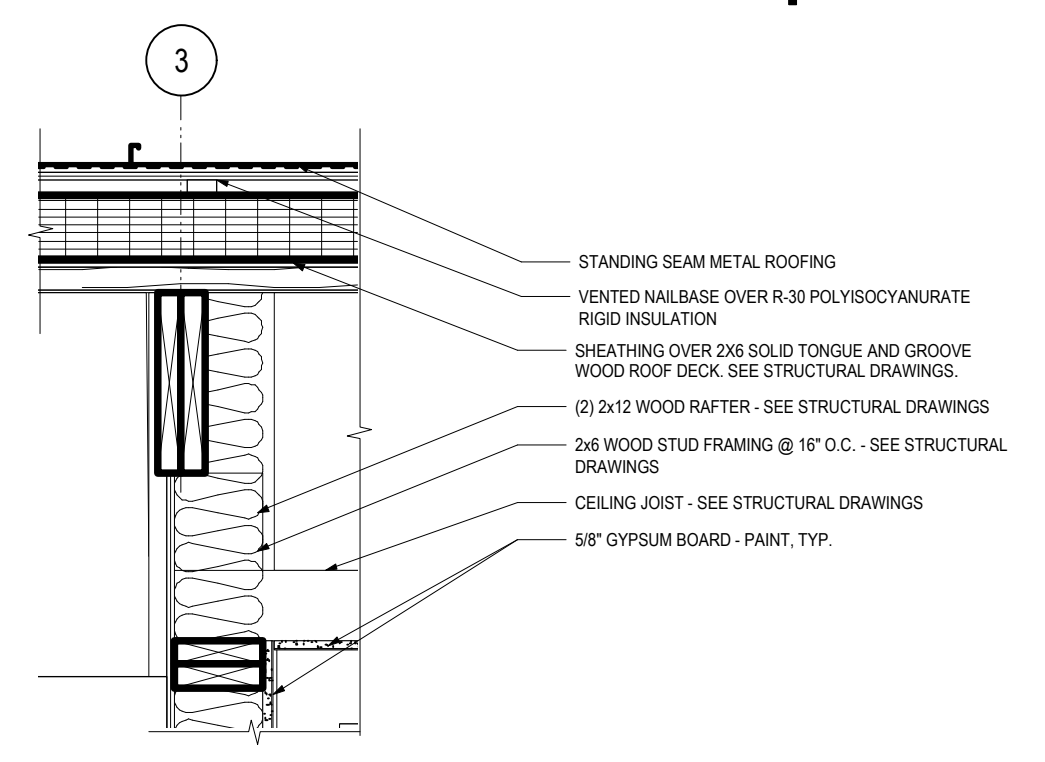
**C1 SECTION DETAIL**  
A506 Scale: 1" = 1'-0"



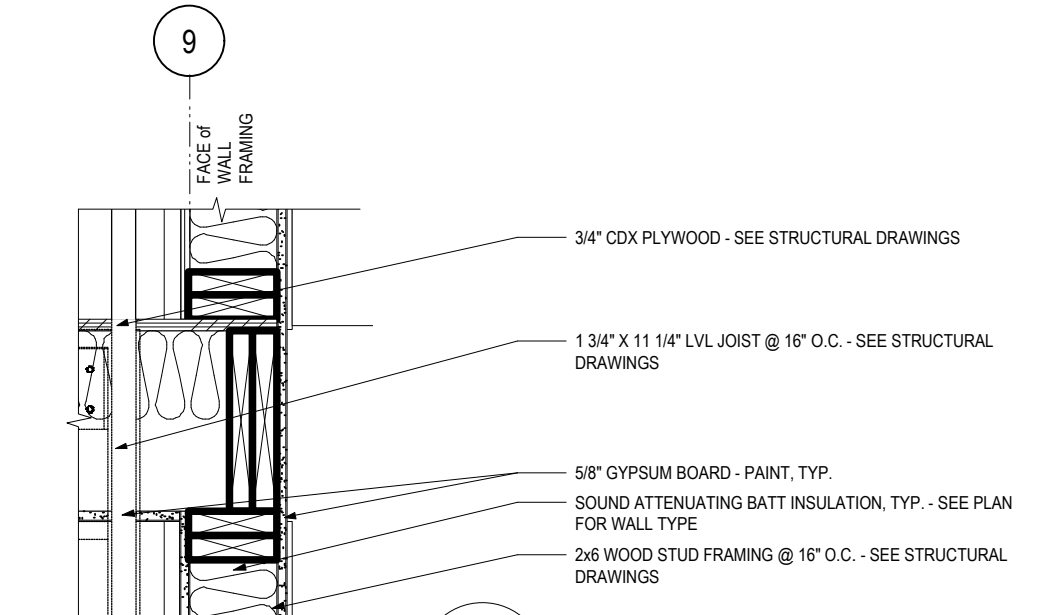
**B1 SECTION DETAIL**  
A506 Scale: 1" = 1'-0"



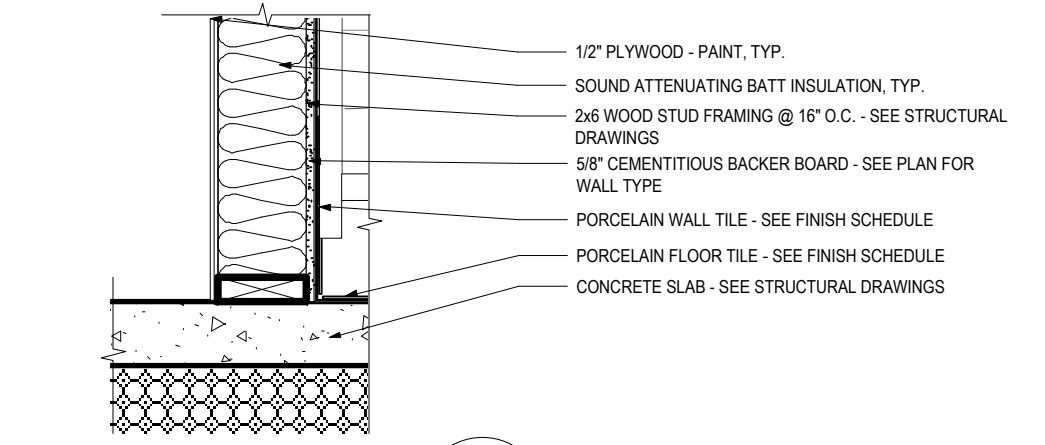
**A1 SECTION DETAIL**  
A506 Scale: 1" = 1'-0"



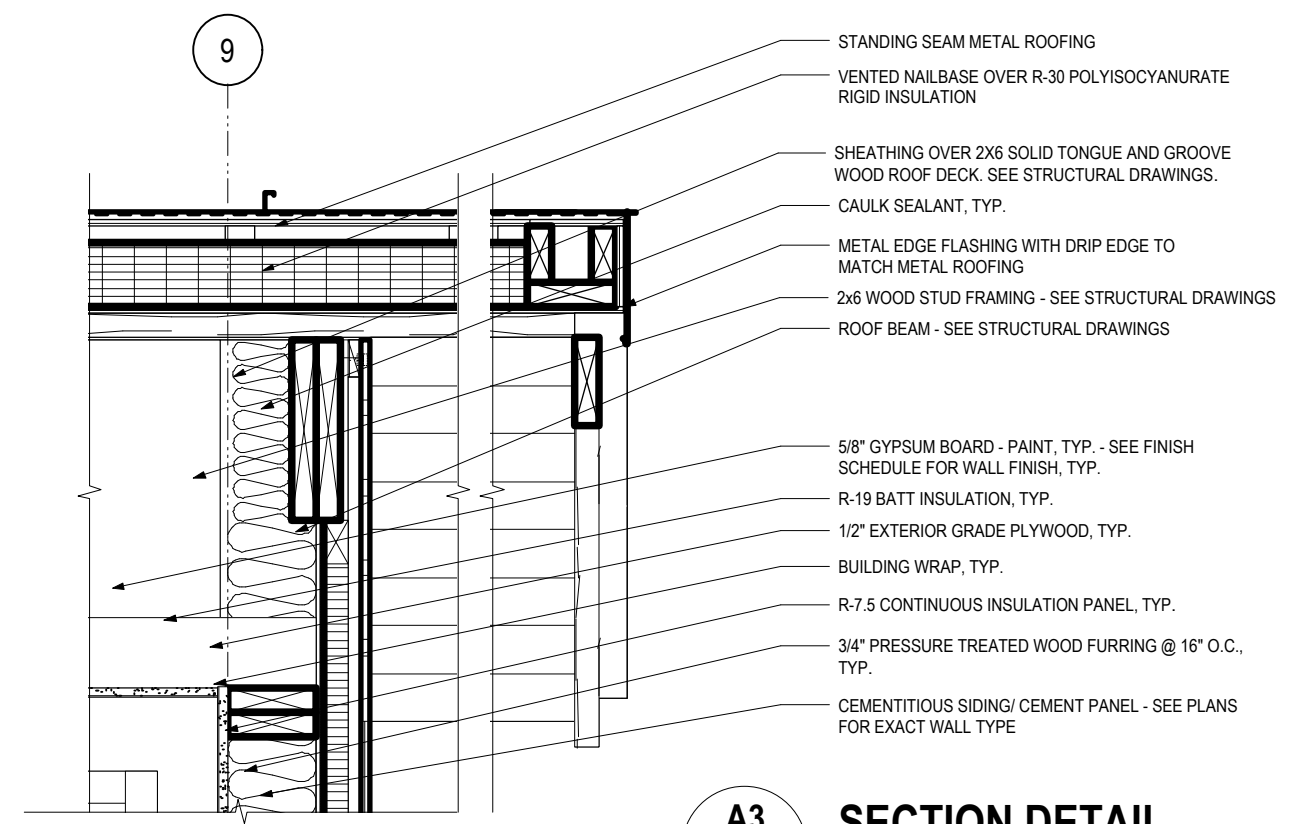
**E3 SECTION DETAIL**  
A506 Scale: 1" = 1'-0"



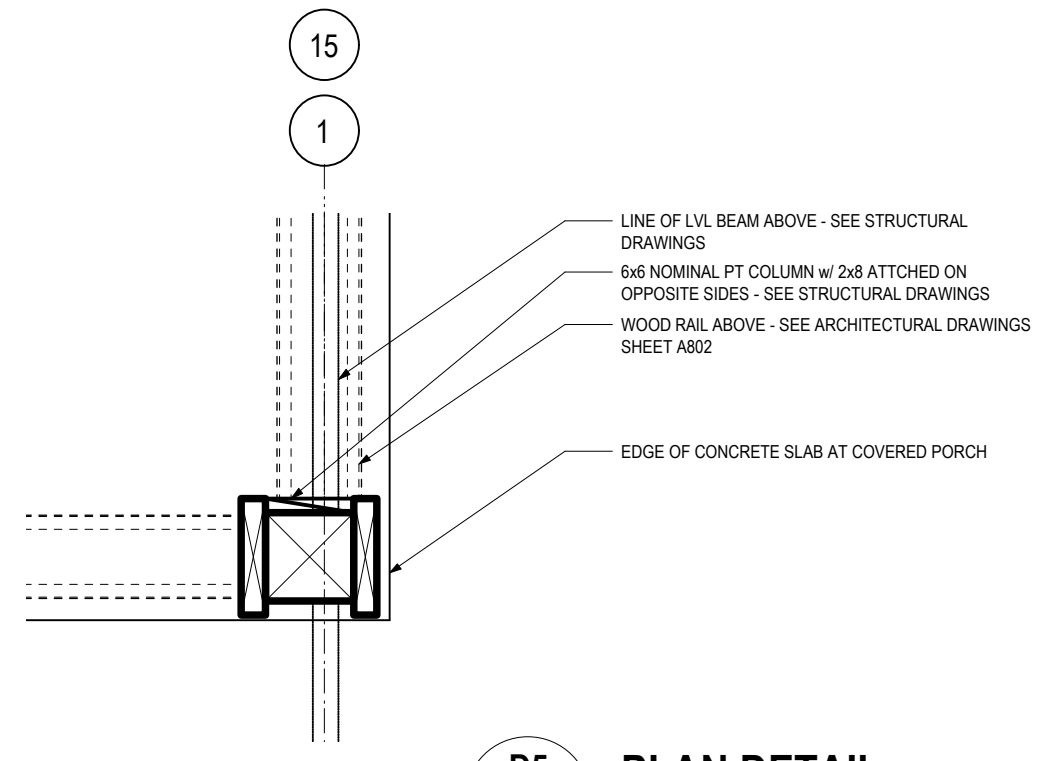
**C3 SECTION DETAIL**  
A506 Scale: 1" = 1'-0"



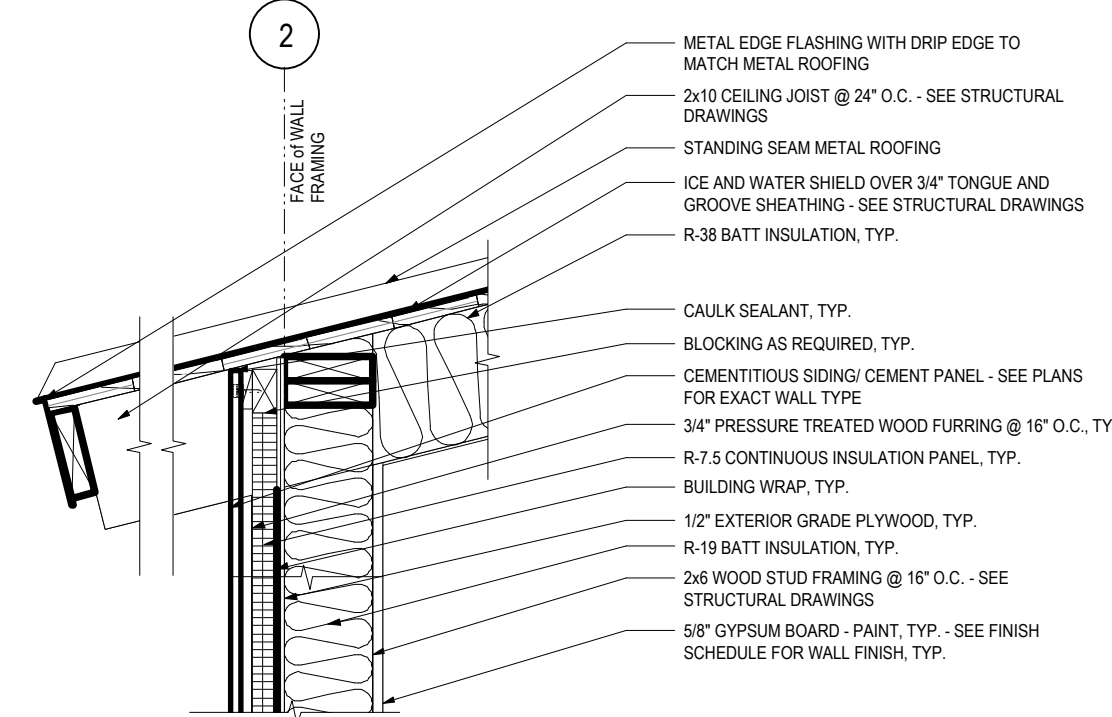
**B3 SECTION DETAIL**  
A506 Scale: 1" = 1'-0"



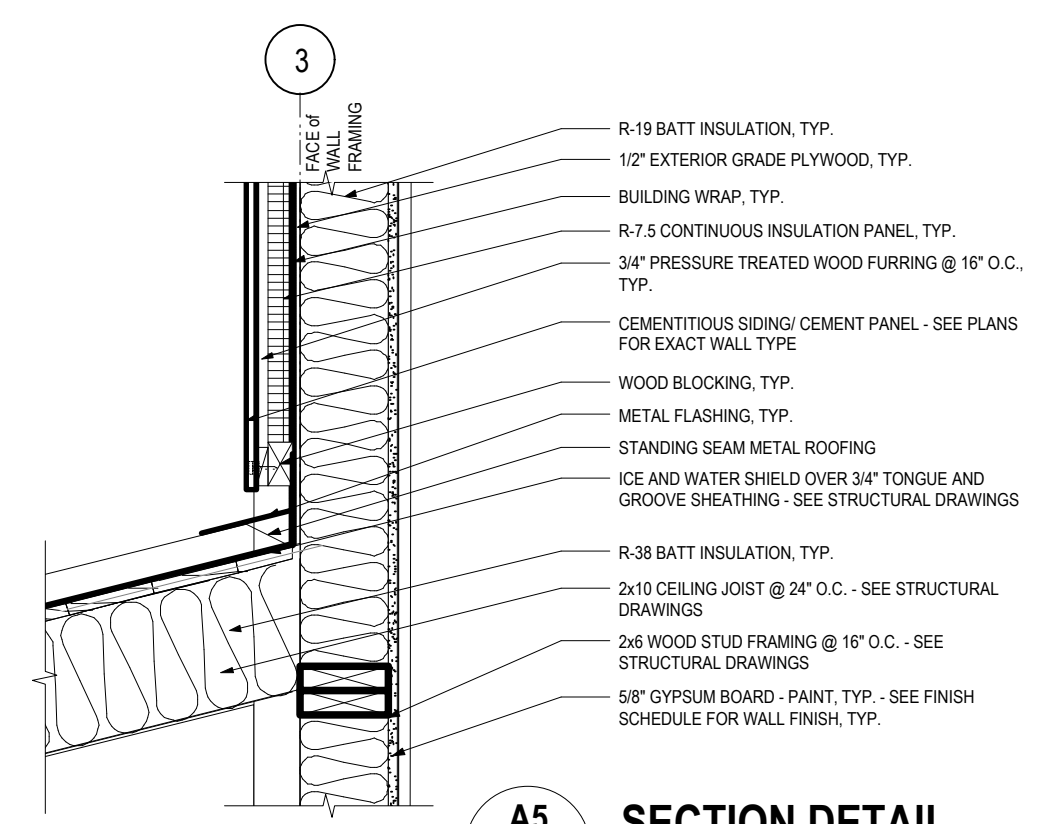
**A3 SECTION DETAIL**  
A506 Scale: 1" = 1'-0"



**D5 PLAN DETAIL**  
A506 Scale: 1" = 1'-0"



**B5 SECTION DETAIL**  
A506 Scale: 1" = 1'-0"



**A5 SECTION DETAIL**  
A506 Scale: 1" = 1'-0"

6

5

4

3

2

1

6

5

4

3

2

1

E

D

C

B

A



CONSULTANTS  
Structural Consultant  
Lysaght & Associates  
120 St. Mary's Street  
Raleigh, NC 27605  
Phone 919.833.0495  
Fax 919.833.7636  
Systems Consultant  
Burke Design Group, PA  
3305-109 Durham Drive  
Raleigh, NC 27603  
Phone 919.553.2900  
Fax 919.553.7298

Proj. Contract #: 6300036020  
TIP Project #: K-4908  
WBS#: 39894.3.1  
F.A. Project #: IMS-77-1(177)39



DocuSigned by:  
Steve Schuster  
556E3C6C3E3B1A1A  
2014.12.30

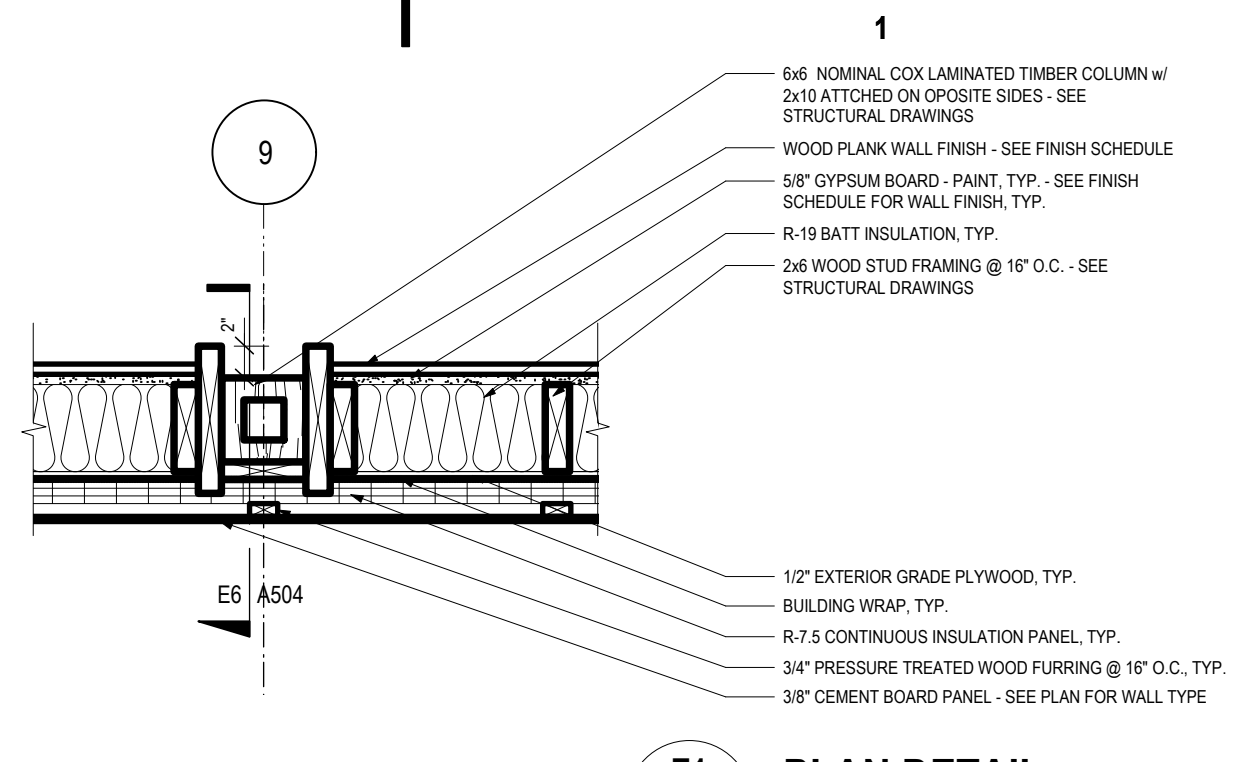
**BID DOCUMENTS**  
2014/12/30 x  
PROJECT  
**I-77**  
**REST AREA**  
Iredell County, NC

REVISIONS  
NO. DATE OF REVISION

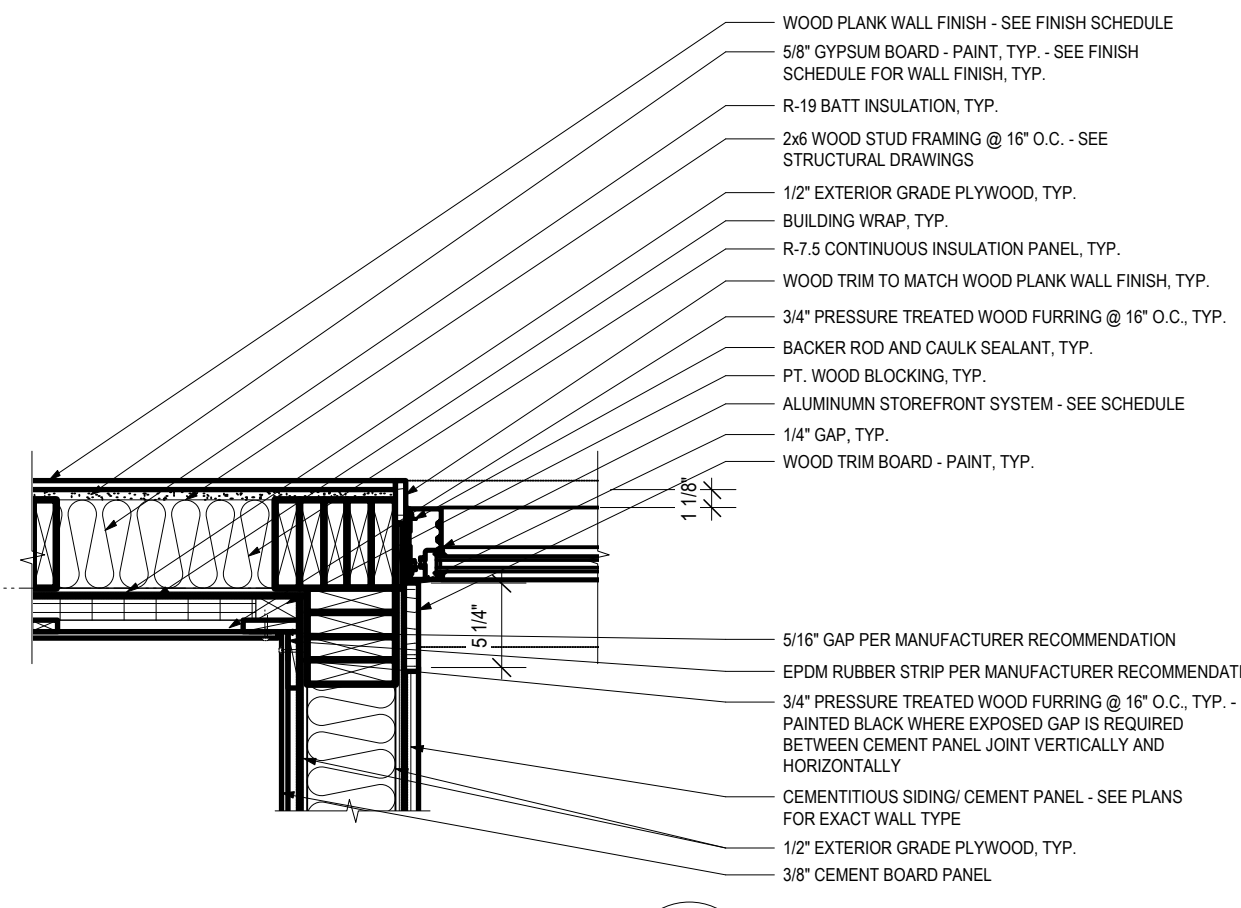
PROJECT DATA  
DATE: 2014.12.30  
DRAWN: RW/MH  
CHECKED: SDS  
FILENAME: CD\_2D\_FloorPlans.vwx  
PROJECT NO: 2013\_0260  
PRINTING: Bid Documents

SHEET DATA  
**ENLARGED DETAILS**

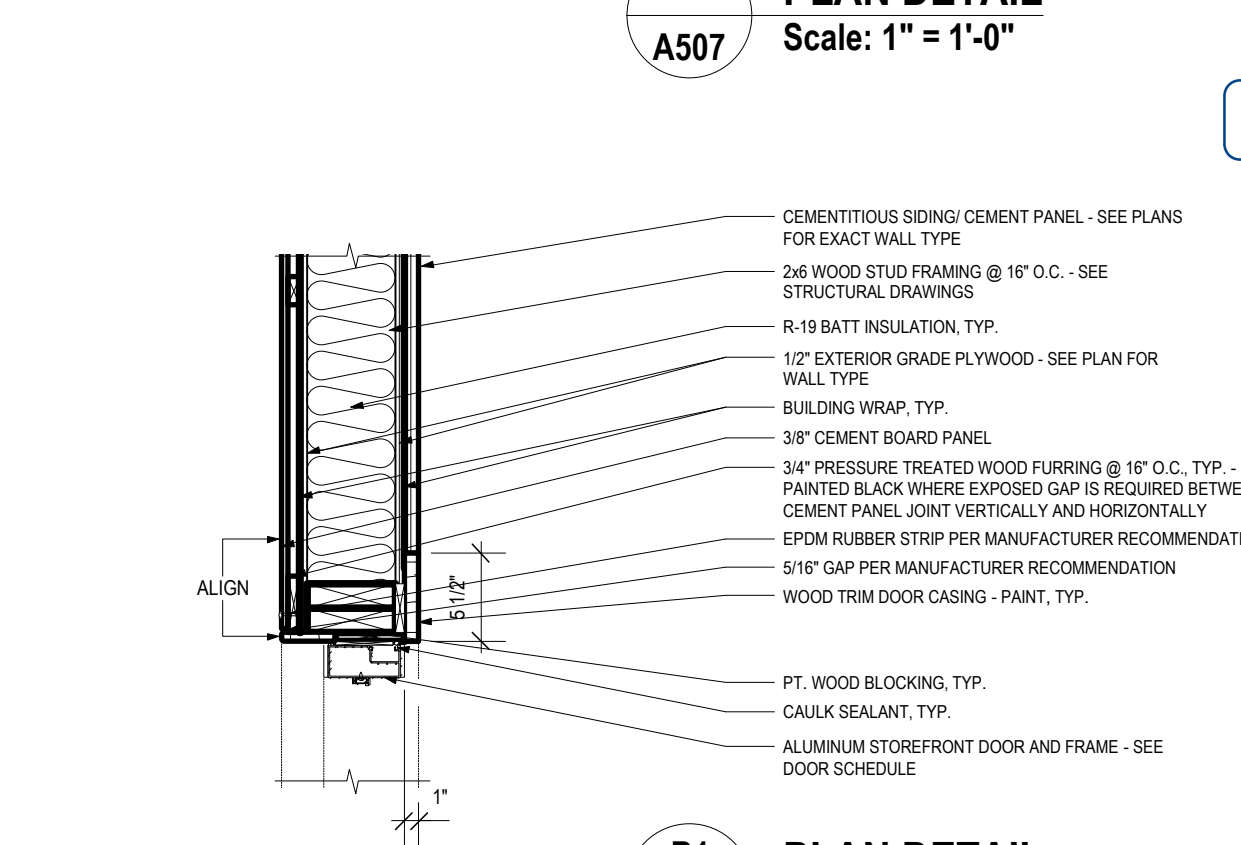
PLANS  
SHEET NO.  
**A507**



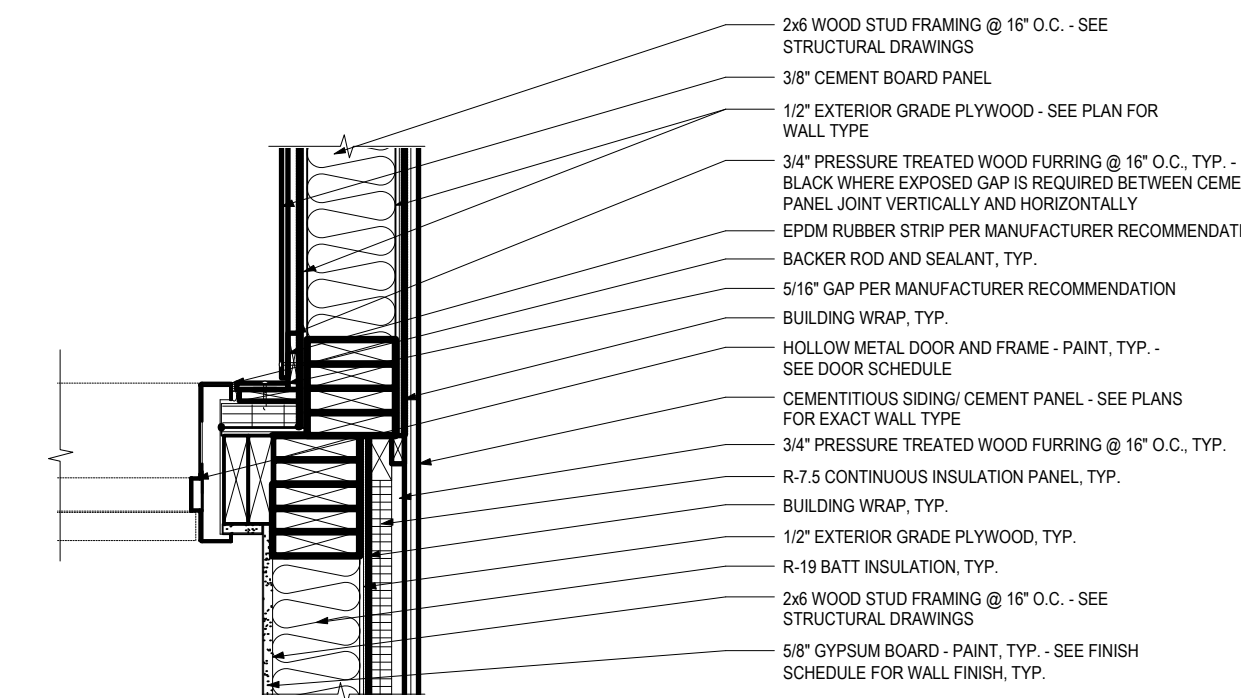
**E1 PLAN DETAIL**  
Scale: 1" = 1'-0"



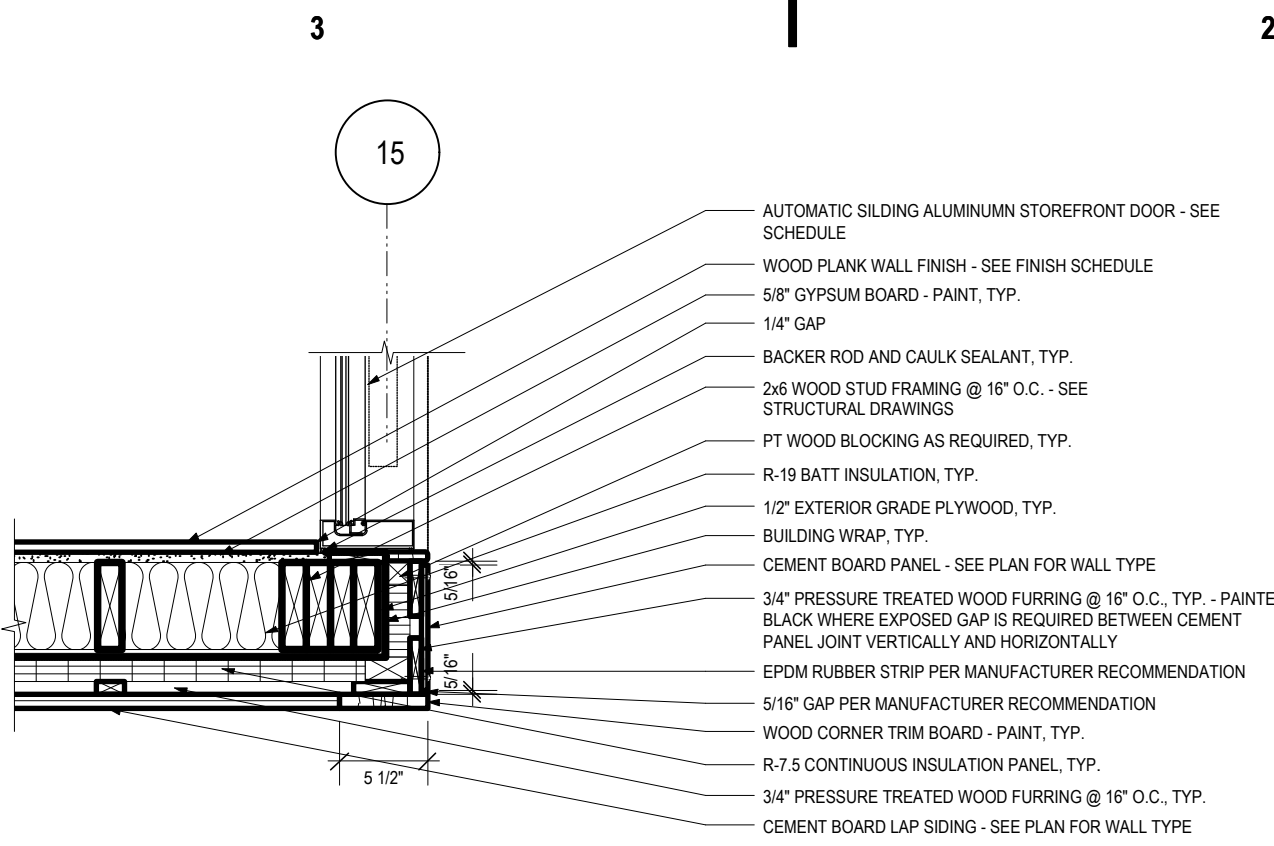
**C1 PLAN DETAIL**  
Scale: 1" = 1'-0"



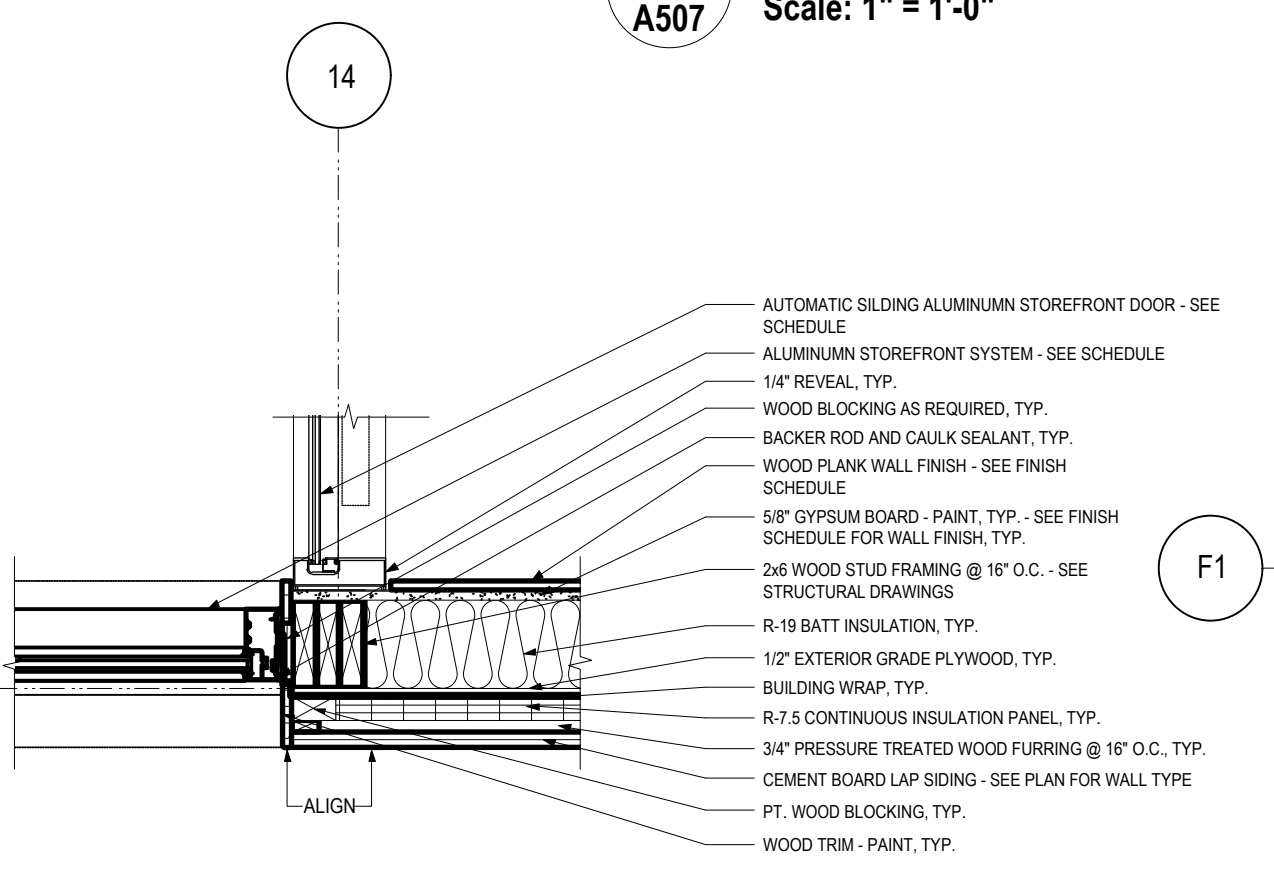
**B1 PLAN DETAIL**  
Scale: 1" = 1'-0"



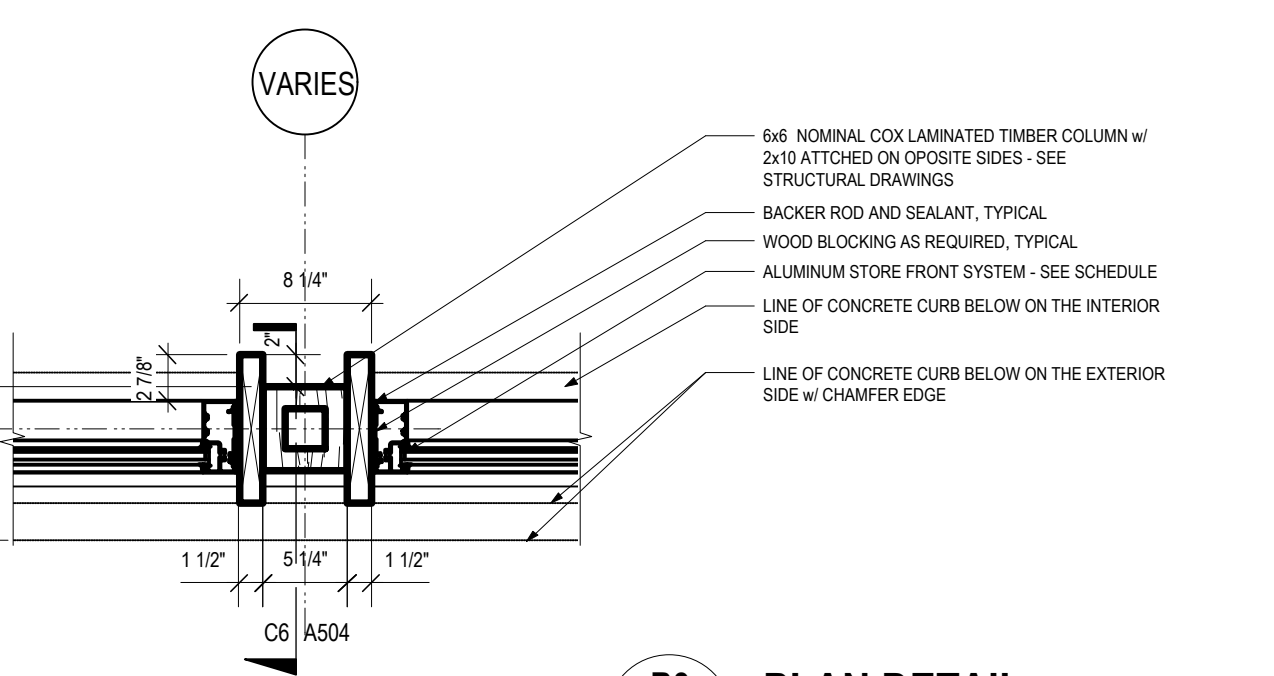
**A1 PLAN DETAIL**  
Scale: 1" = 1'-0"



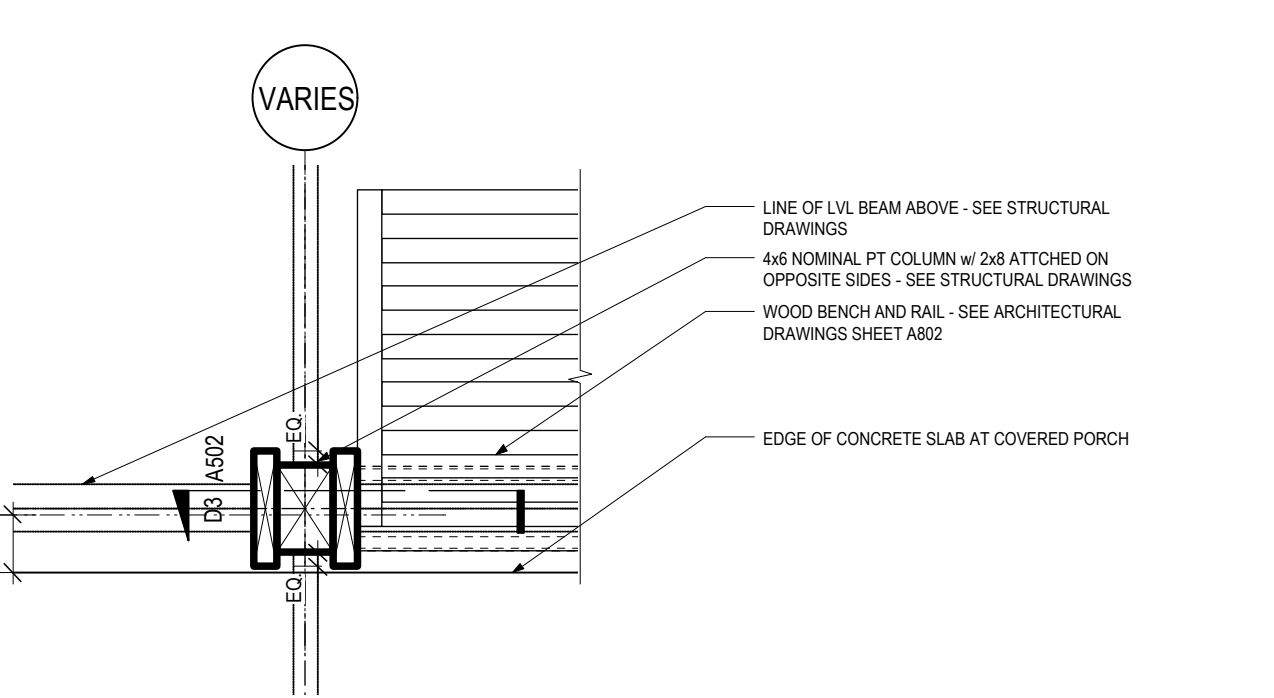
**E3 PLAN DETAIL**  
Scale: 1" = 1'-0"



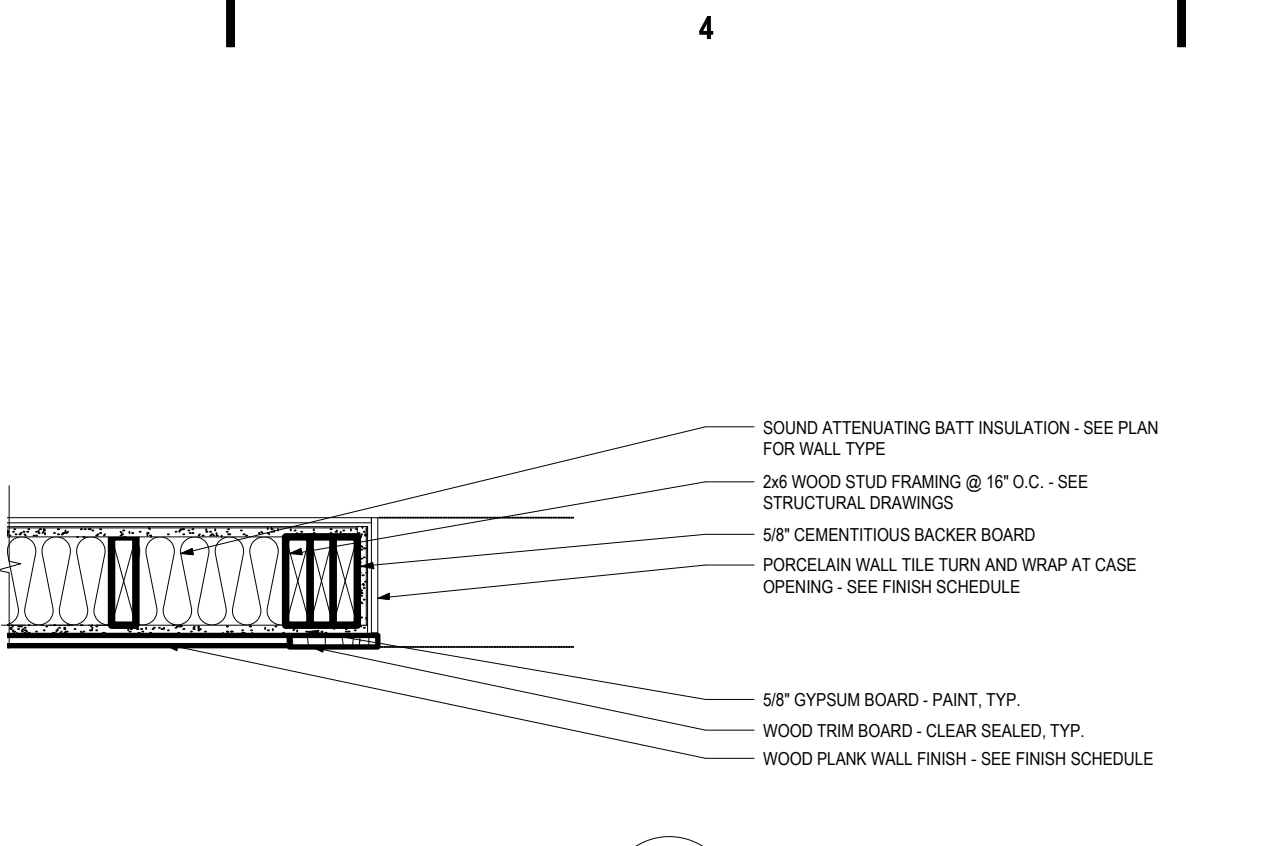
**C3 PLAN DETAIL**  
Scale: 1" = 1'-0"



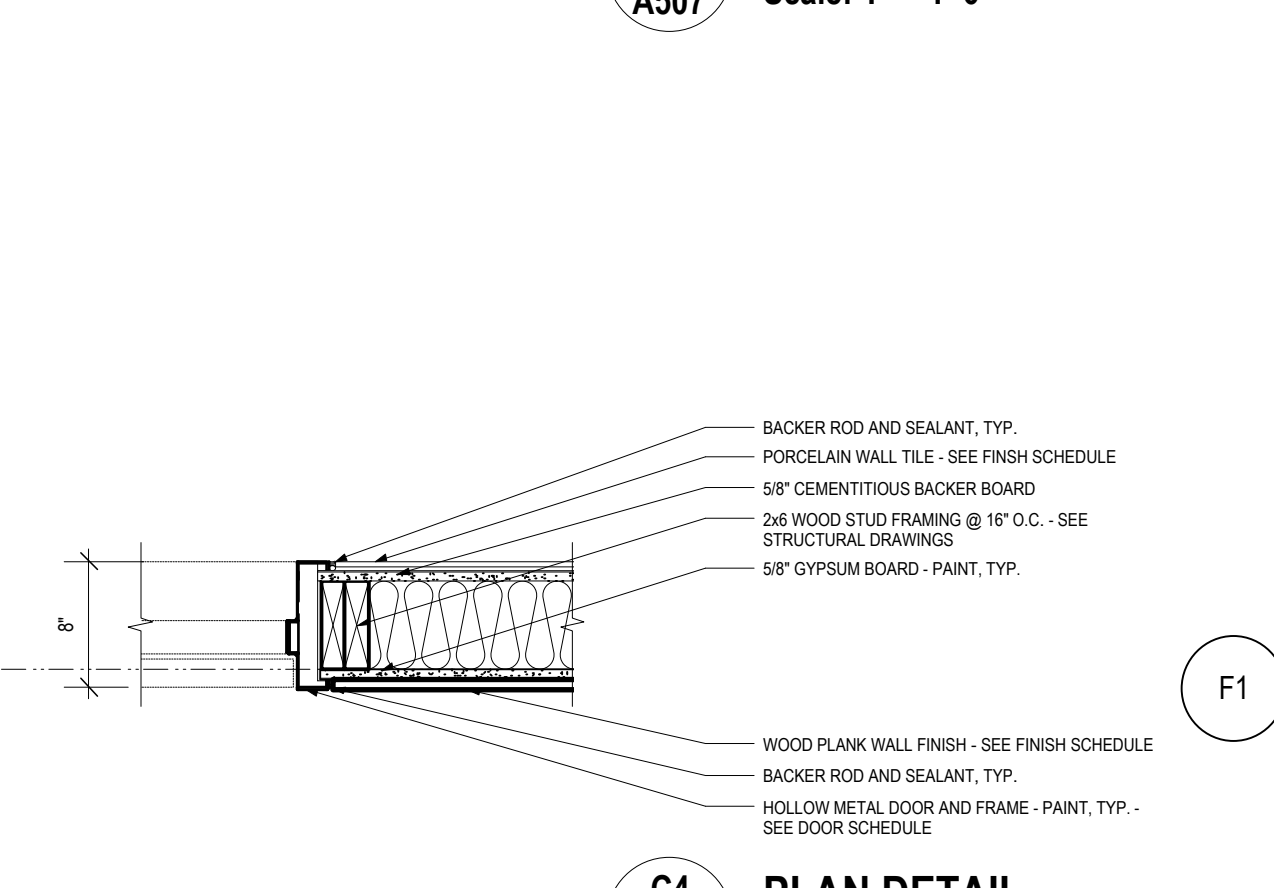
**B3 PLAN DETAIL**  
Scale: 1" = 1'-0"



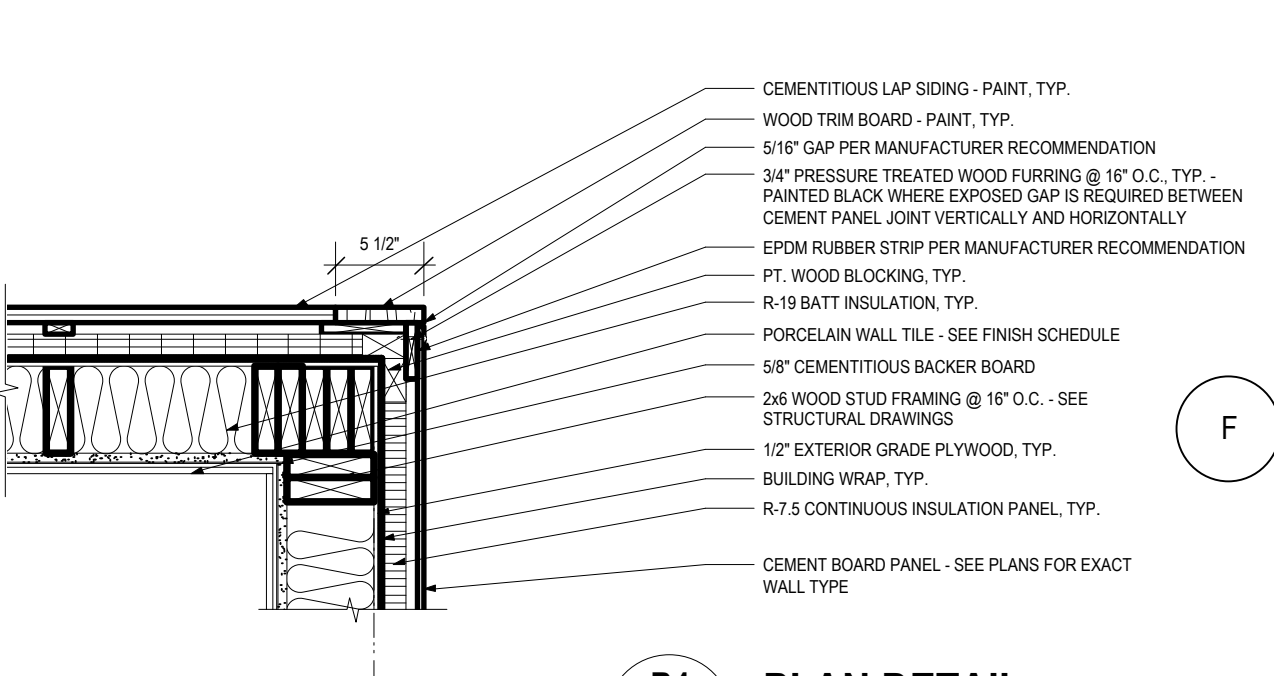
**A3 PLAN DETAIL**  
Scale: 1" = 1'-0"



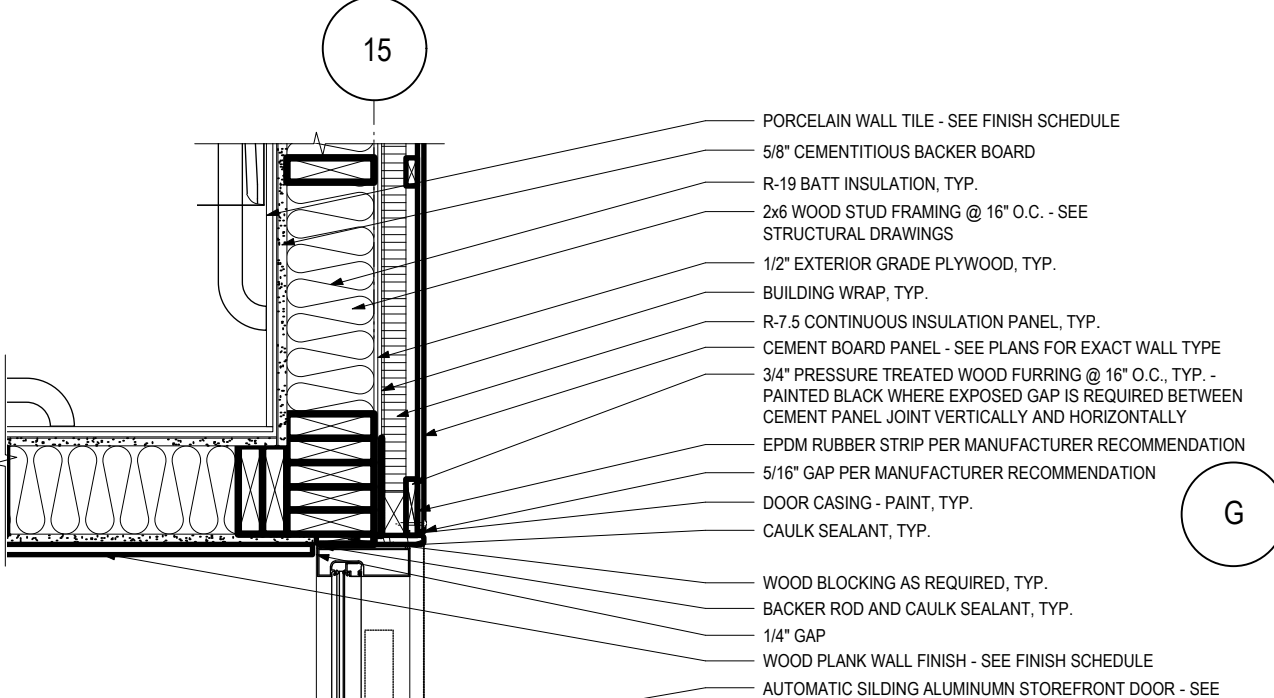
**E4 PLAN DETAIL**  
Scale: 1" = 1'-0"



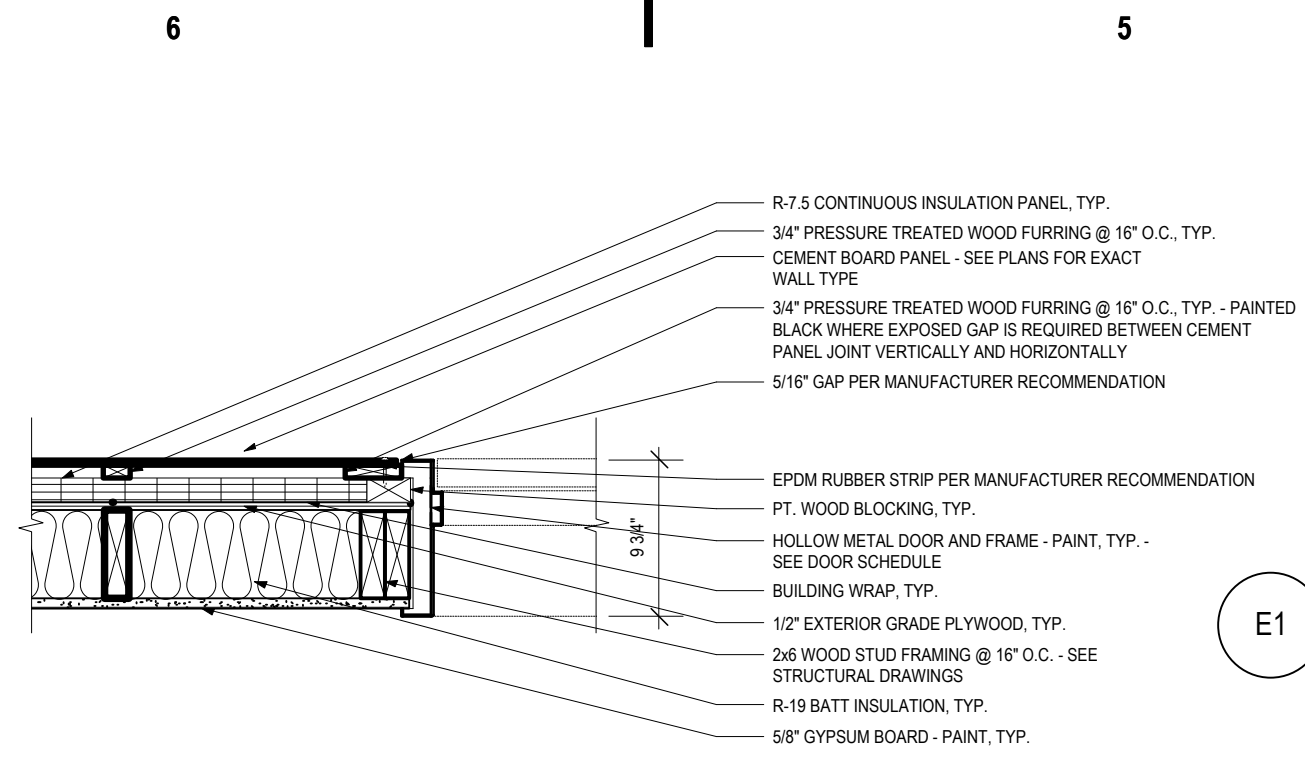
**C4 PLAN DETAIL**  
Scale: 1" = 1'-0"



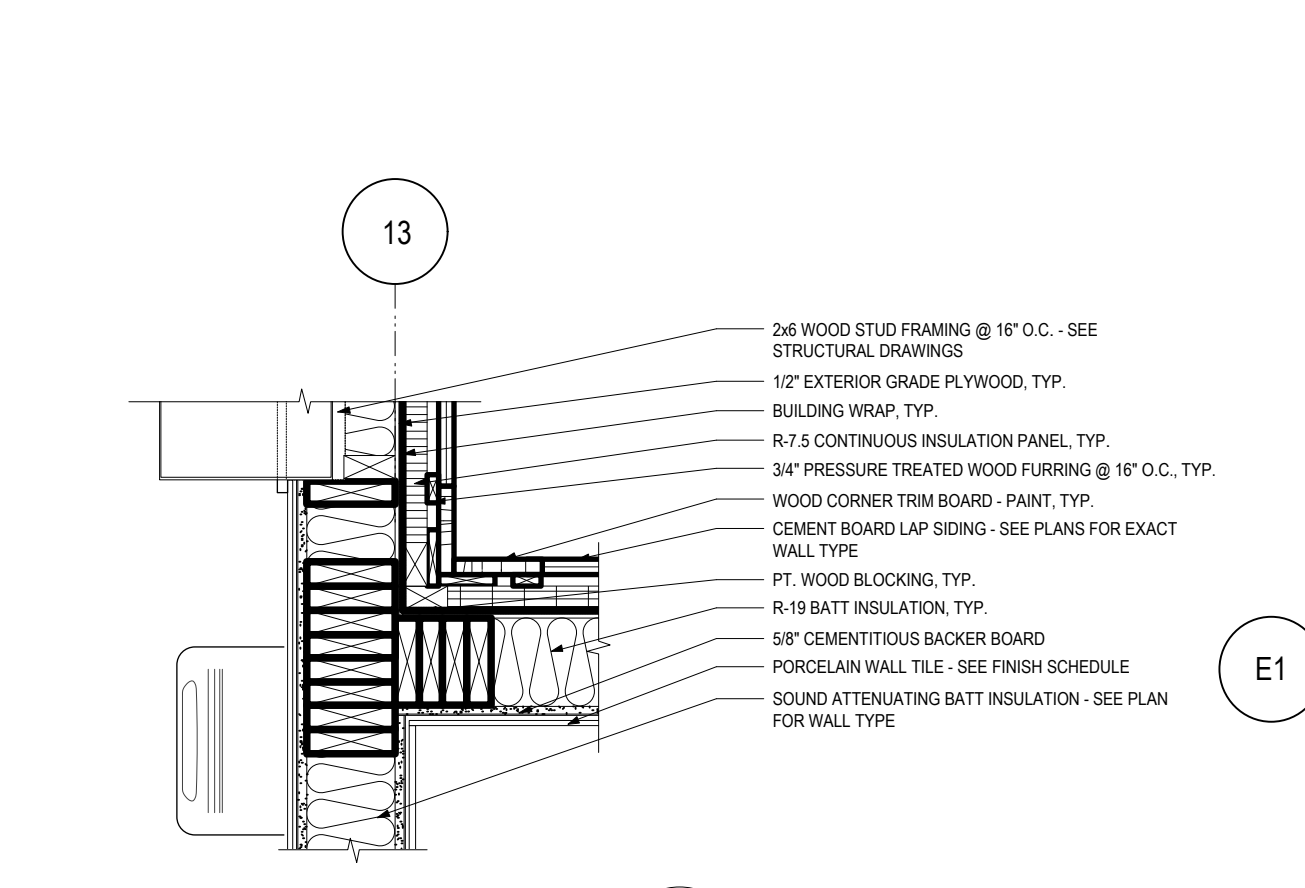
**B4 PLAN DETAIL**  
Scale: 1" = 1'-0"



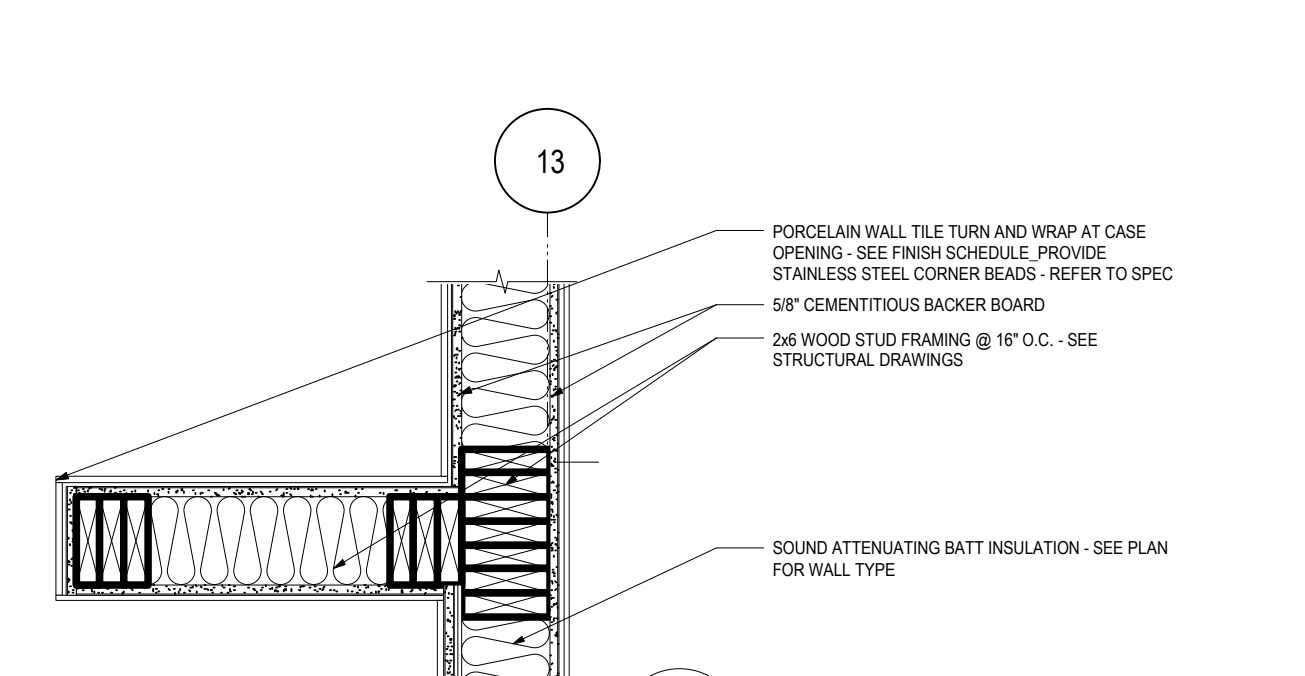
**A4 PLAN DETAIL**  
Scale: 1" = 1'-0"



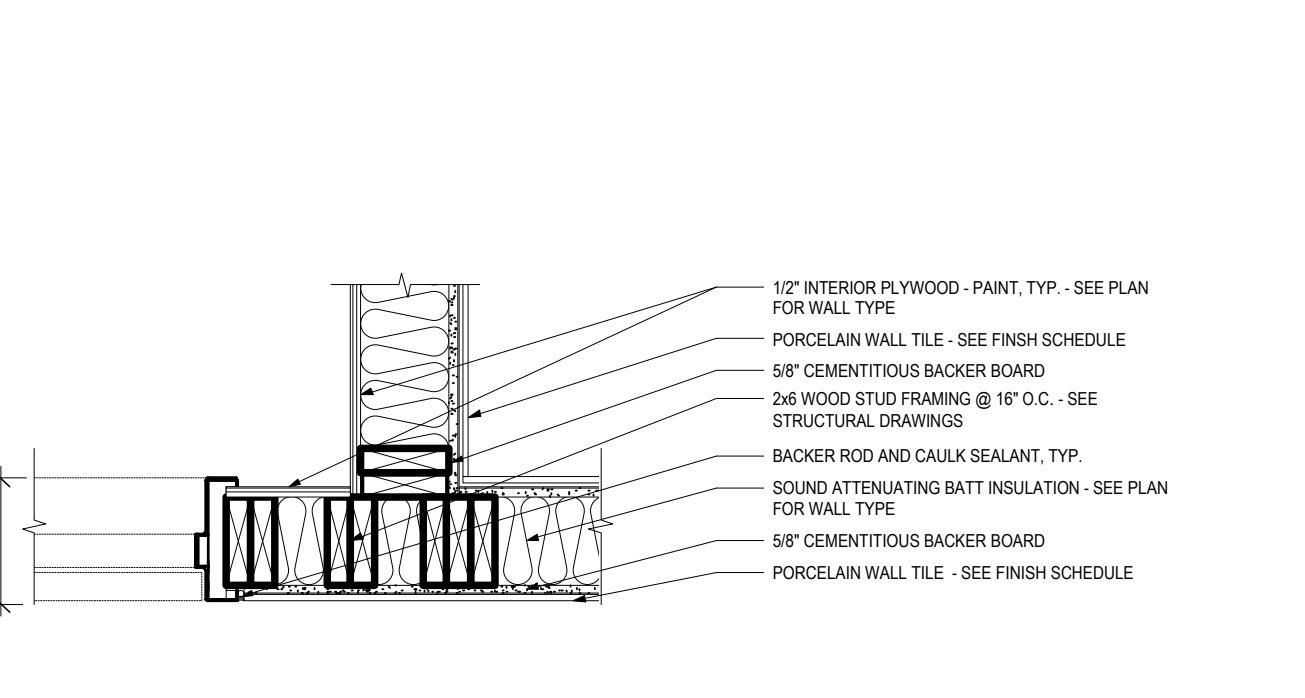
**E6 PLAN DETAIL**  
Scale: 1" = 1'-0"



**C6 PLAN DETAIL**  
Scale: 1" = 1'-0"



**B6 PLAN DETAIL**  
Scale: 1" = 1'-0"



**A6 PLAN DETAIL**  
Scale: 1" = 1'-0"

E  
D  
C  
B  
A

6

5

4

3

2

1

6

5

4

3

2

1







CONSULTANTS

Structural Consultant  
 Lyseight & Associates  
 120 St. Mary's Street  
 Raleigh, NC 27605  
 Phone 919.833.0495  
 Fax 919.833.7636

Systems Consultant  
 Burke Design Group, PA  
 3305-109 Durham Drive  
 Raleigh, NC 27603  
 Phone 919.553.2900  
 Fax 919.553.7298

Proj. Contract #: 6300036020  
 TIP Project #: K-4908  
 WBS#: 39894.3.1  
 F.A. Project #: IMS-77-1(177)39

**FINISH SCHEDULE**

ROOM #	ROOM NAME	FLOOR MATERIAL	FLOOR BASE	WALLS - MATERIAL/FINISH				CEILING			REMARKS	NOTES
				NORTH	SOUTH	EAST	WEST	MATERIAL	FINISH	HEIGHT		
100	VESTIBULE	EPOXY TERRAZZO	PORCELAIN COVED TILE	STOREFRONT GLAZING WALL	WOOD PLANK	STOREFRONT GLAZ. WALL/DOORS	STOREFRONT GLAZ. WALL/DOORS	GYP. BD.	PAINT	SEE RCP	WOOD PLANK UP TO 9'-6"	1
101	LOBBY	SEALED, STAINED, CONC.	PORCELAIN COVED TILE	WOOD PLANK - SEAL, GYP. BD./ PAINT	STRFRNT. GLAZ., GYP. BD. / PT.	STRFRNT. GLAZ., GYP. BD. / PT.	STRFRNT. GLAZ., GYP. BD. / PT.	T & G WOOD ROOF DECK	STAIN	SEE RCP	WOOD PLANK UP TO 9'-6"	1
102	VESTIBULE	EPOXY TERRAZZO	PORCELAIN COVED TILE	WOOD PLANK - SEAL	WOOD PLANK - SEAL	STOREFRONT GLAZ. WALL/DOORS	STOREFRONT GLAZ. WALL/DOORS	GYP. BD.	PAINT	SEE RCP	WOOD PLANK UP TO 9'-6"	1
103	HALL	PORCELAIN TILE	PORCELAIN COVED TILE	PORCELAIN TILE	PORCELAIN TILE	PORCELAIN TILE	PORCELAIN TILE	GYP. BD.	PAINT	SEE RCP		2, 3, 6
104	HALL	PORCELAIN TILE	PORCELAIN COVED TILE	PORCELAIN TILE	PORCELAIN TILE	PORCELAIN TILE	PORCELAIN TILE	GYP. BD.	PAINT	SEE RCP		2, 3, 6
105	MEN	PORCELAIN TILE	PORCELAIN COVED TILE	PORCELAIN TILE, GYP. BD. / PAINT	PORCELAIN TILE, GYP. BD. / PAINT	PORCELAIN TILE, GYP. BD. / PAINT	PORCELAIN TILE, GYP. BD. / PAINT	GYP. BD.	PAINT	SEE RCP	PORCELAIN WALL TILE UP TO 7'-9"	2, 3
106	MEN	PORCELAIN TILE	PORCELAIN COVED TILE	PORCELAIN TILE, GYP. BD. / PAINT	PORCELAIN TILE, GYP. BD. / PAINT	PORCELAIN TILE, GYP. BD. / PAINT	PORCELAIN TILE, GYP. BD. / PAINT	GYP. BD.	PAINT	SEE RCP	PORCELAIN WALL TILE UP TO 7'-9"	2, 3
107	STORAGE	SEALED CONCRETE	RUBBER	GYP/ PAINT	GYP/ PAINT	GYP/ PAINT	GYP/ PAINT	GYP. BD.	PAINT	SEE RCP		4, 5, 6
108	ELECTRICAL	SEALED CONCRETE	RUBBER	GYP/ PAINT	GYP/ PAINT	GYP/ PAINT	GYP/ PAINT	EXPOSED STRUCTURE	PAINT-	SEE RCP		4, 5, 6
109	WOMEN	PORCELAIN TILE	PORCELAIN COVED TILE	PORCELAIN TILE, GYP. BD. / PAINT	PORCELAIN TILE, GYP. BD. / PAINT	PORCELAIN TILE, GYP. BD. / PAINT	PORCELAIN TILE, GYP. BD. / PAINT	GYP. BD.	PAINT	SEE RCP	PORCELAIN WALL TILE UP TO 7'-9"	2, 3
110	WOMEN	PORCELAIN TILE	PORCELAIN COVED TILE	PORCELAIN TILE, GYP. BD. / PAINT	PORCELAIN TILE, GYP. BD. / PAINT	PORCELAIN TILE, GYP. BD. / PAINT	PORCELAIN TILE, GYP. BD. / PAINT	GYP. BD.	PAINT	SEE RCP	PORCELAIN WALL TILE UP TO 7'-9"	2, 3, 6
111	FAMILY RESTROOM	PORCELAIN TILE	PORCELAIN COVED TILE	PORCELAIN TILE, GYP. BD. / PAINT	PORCELAIN TILE, GYP. BD. / PAINT	PORCELAIN TILE, GYP. BD. / PAINT	PORCELAIN TILE, GYP. BD. / PAINT	GYP. BD.	PAINT	SEE RCP	PORCELAIN WALL TILE UP TO 7'-9"	2, 3, 6
112	FAMILY RESTROOM	PORCELAIN TILE	PORCELAIN COVED TILE	PORCELAIN TILE, GYP. BD. / PAINT	PORCELAIN TILE, GYP. BD. / PAINT	PORCELAIN TILE, GYP. BD. / PAINT	PORCELAIN TILE, GYP. BD. / PAINT	GYP. BD.	PAINT	SEE RCP	PORCELAIN WALL TILE UP TO 7'-9"	2, 3
113	VENDING	SEALED CONCRETE	RUBBER	CEMENT BOARD PANEL / PAINT	CEMENT BOARD PANEL / PAINT	CEMENT BOARD PANEL / PAINT	CEMENT BOARD PANEL / PAINT	EXPOSED STRUCTURE	PAINT	SEE RCP		4, 5
114	VENDING STORAGE	SEALED CONCRETE	RUBBER	CEMENT BOARD PANEL / PAINT	CEMENT BOARD PANEL / PAINT	CEMENT BOARD PANEL / PAINT	CEMENT BOARD PANEL / PAINT	EXPOSED STRUCTURE	PAINT	SEE RCP		4, 5, 6
115	PLUMBING CHASE	SEALED CONCRETE	RUBBER	PLYWOOD / PAINT	PLYWOOD / PAINT	PLYWOOD / PAINT	PLYWOOD / PAINT	EXPOSED STRUCTURE	PAINT	SEE RCP		4, 5, 6
116	PLUMBING CHASE	SEALED CONCRETE	RUBBER	PLYWOOD / PAINT	PLYWOOD / PAINT	PLYWOOD / PAINT	PLYWOOD / PAINT	EXPOSED STRUCTURE	PAINT	SEE RCP		4, 5, 6
117	COVERED PORCH	SEALED, STAINED, CONC.	N/A	STOREFRONT GLAZING WALL	N/A	CEMENT BOARD LAP SIDING	N/A	EXPOSED STRUCTURE	PAINT	SEE RCP		
118	COVERED PORCH	SEALED, STAINED, CONC.	N/A	STOREFRONT GLAZING WALL	N/A	CEMENT BOARD LAP SIDING	N/A	EXPOSED STRUCTURE	PAINT	SEE RCP		
119	EQUIPMENT PLATFORM	PLYWOOD	RUBBER	PLYWOOD / PAINT	PLYWOOD / PAINT	PLYWOOD / PAINT	PLYWOOD / PAINT	EXPOSED STRUCTURE	PAINT	SEE RCP		4, 5, 6

**FINISH SCHEDULE NOTES**


1. WALL & CEILING PAINT COLOR FOR VESTIBULE 100, LOBBY 101 AND VESTIBULE 102: PACER WHITE\_SW 6098
2. WALL PAINT COLOR FOR HALL 103, 104, MEN 105, 106, WOMEN 109, 110, FAMILY RESTROOM 111, 112: AESTHETIC WHITE\_SW 7035
3. CEILING PAINT COLOR FOR HALL 103, 104, MEN 105, 106, WOMEN 109, 110, FAMILY RESTROOM 111, 112: PURE WHITE\_SW 7005
4. WALL PAINT COLOR FOR STORAGE 107, ELECTRICAL 108, PLUMBING CHASE 115, 116, VENDING 113, VENDING STORAGE 114: ACCESSIBLE BEIGE\_SW 7036
5. CEILING PAINT COLOR FOR STORAGE 107, ELECTRICAL 108, PLUMBING CHASE 115, 116, VENDING 113, VENDING STORAGE 114: PURE WHITE\_SW 7005
6. HM DOOR FRAMES AND METAL RAILING : ACCESSIBLE BEIGE\_SW 7036

**DOOR SCHEDULE**

#	LOCATION	DOOR SIZE	MATERIAL	TYPE	FINISH	FRAME				HARDWARE/LOCKSET	REMARKS	
						MATERIAL	TYPE	FINISH	HEAD/SILL			JAMB
100A	VESTIBULE	14'-0" x 7'-0" (V.I.F.)	TEMPERED GLASS / ALUM.		CLR. ANODIZED	ALUMINUM		CLR. ANODIZED	B4/A505, C3/A701	E3/A507 SIM., C3/A508	3	BI-PARTING AUTOMATIC SLIDING GLASS DOOR
100B	VESTIBULE	14'-0" x 7'-0" (V.I.F.)	TEMPERED GLASS / ALUM.		CLR. ANODIZED	ALUMINUM		CLR. ANODIZED	B4/A505, D1/A701	B3/A508, C3/A507 SIM.	3	BI-PARTING AUTOMATIC SLIDING GLASS DOOR
101A	LOBBY	(2) 3'-0" x 7'-0"	TEMPERED GLASS / ALUM.		CLR. ANODIZED	ALUMINUM	F2	CLR. ANODIZED	D4/A505	B3/A507	2A	
101B	LOBBY	(2) 3'-0" x 7'-0"	TEMPERED GLASS / ALUM.		CLR. ANODIZED	ALUMINUM	F2	CLR. ANODIZED	D4/A505 SIM.	B3/A507 SIM.	2A	
102A	VESTIBULE	14'-0" x 7'-0" (V.I.F.)	TEMPERED GLASS / ALUM.		CLR. ANODIZED	ALUMINUM		CLR. ANODIZED	B4/A505 SIM.	E3/A507, A4/A507	3	BI-PARTING AUTOMATIC SLIDING GLASS DOOR
102B	VESTIBULE	14'-0" x 7'-0" (V.I.F.)	TEMPERED GLASS / ALUM.		CLR. ANODIZED	ALUMINUM		CLR. ANODIZED	B4/A505 SIM., D1/A701 SIM.	C3/A507	3	BI-PARTING AUTOMATIC SLIDING GLASS DOOR
107A	STORAGE	3'-0" x 7'-0" x 1 3/4"	SOLID CORE WOOD	B2	PREFINISHED	HOLLOW METAL	1	PAINT	A6/A508	A6/A508 SIM.	1A	STAINLESS STEEL KICK PLATE
107B	STORAGE	3'-0" x 7'-0" x 1 3/4"	HOLLOW METAL	A2	PAINT	HOLLOW METAL	1	PAINT	E6/A508 SIM.	E6/A508	1A	STAINLESS STEEL KICK PLATE
108	ELECTRICAL	(2) 3'-0" x 7'-0" x 1 3/4"	HOLLOW METAL	A2	PAINT	HOLLOW METAL	2	PAINT	E6/A507 SIM.	E6/A507	1B	STAINLESS STEEL KICK PLATE
111	FAMILY RESTROOM	3'-0" x 7'-0" x 1 3/4"	SOLID CORE WOOD	B1	PREFINISHED	HOLLOW METAL	1	PAINT	A3/A508 SIM.	A3/A508	1A	STAINLESS STEEL KICK PLATE
112	FAMILY RESTROOM	3'-0" x 7'-0" x 1 3/4"	SOLID CORE WOOD	B1	PREFINISHED	HOLLOW METAL	1	PAINT	C4/A507 SIM.	C4/A507	1A	STAINLESS STEEL KICK PLATE
113A	VENDING	(2) 3'-0" x 7'-0"	TEMPERED GLASS / ALUM.		CLR. ANODIZED	ALUMINUM	F5	CLR. ANODIZED	C3/A505 SIM., B3/A505 SIM.	B1/A507 SIM.	2B	HOLD OPEN
113B	VENDING	(2) 3'-0" x 7'-0"	TEMPERED GLASS / ALUM.		CLR. ANODIZED	ALUMINUM	F5	CLR. ANODIZED	C3/A505 SIM., B3/A505 SIM.	B1/A507	2B	HOLD OPEN
114	VENDING STORAGE	3'-0" x 7'-0" x 1 3/4"	HOLLOW METAL	A2	PAINT	HOLLOW METAL	1	PAINT	A1/A507 SIM.	A1/A507	1A	STAINLESS STEEL KICK PLATE
115	PLUMBING CHASE	3'-0" x 7'-0" x 1 3/4"	SOLID CORE WOOD	A1	PREFINISHED	HOLLOW METAL	1	PAINT	A6/A507 SIM.	A6/A507	1A	STAINLESS STEEL KICK PLATE
116	PLUMBING CHASE	3'-0" x 7'-0" x 1 3/4"	SOLID CORE WOOD	A1	PREFINISHED	HOLLOW METAL	1	PAINT	A6/A507 SIM.	A6/A507 SIM.	1A	STAINLESS STEEL KICK PLATE
S001	STORAGE BUILDING	3'-0" x 7'-0" x 1 3/4"	HOLLOW METAL	A2	PAINT	HOLLOW METAL	1	PAINT	A1/A507 SIM.	A1/A507	1A	STAINLESS STEEL KICK PLATE

**DOOR SCHEDULE NOTES**

- |   |  |  |  |  |   |
|---|--|--|--|--|---|
| 1. PAINT COLORS TO BE DETERMINED BY ARCHITECT.                      | HW SET #1A: (STORAGE ROOM LOCKSET)     | HW SET #1B: (EXT. STORAGE ROOM LOCKSET)  | HW SET #2A: (STOREFRONT GLASS DBL. DOORS)  | HW SET #2B: (STOREFRONT GLASS DBL. DOORS)  | HW SET #3: (AUTOMATIC SLIDING DOORS)  |
| 2. ALL HARDWARE TO BE MORTISE TYPE U.N.O.                           | EACH TO HAVE:                          | EACH TO HAVE:  | EACH TO HAVE:  | EACH TO HAVE:  | EACH TO HAVE:   |
| 3. HARDWARE SUPPLIER TO COORDINATE KEYING w/OWNER AND ARCHITECT     | 3 EA BUTT HINGE<br>1 EA STOREROOM LOCK | 6 EA BUTT HINGE<br>1 EA STOREROOM LOCK<br>1 EA SURFACE CLOSER<br>1 SET SILENCERS | 2 EA CONTINUOUS HINGE<br>2 EA EXIT DEVICE<br>2 EA TUBULAR DOOR PULLS<br>1 EA SADDLE THRESHOLD<br>1 EA SADDLE THRESHOLD<br>1 SET CONTINUOUS WEATHER SEAL<br>1 EA SURFACE TOP & BOTTOM BOLTS | 2 EA CONTINUOUS HINGE<br>2 EA SURFACE CLOSER<br>2 EA TUBULAR DOOR PULLS<br>1 EA DEAD BOLT<br>1 EA SADDLE THRESHOLD<br>1 SET CONTINUOUS WEATHER SEAL<br>1 EA TOP & BOTTOM BOLTS | 2 EA MORTISE CYLINDER<br>1 SET WEATHER SEAL<br>NOTES: 1. BALANCE OF HARDWARE BY DOOR MANUF.<br>2. PROVIDE SIGANGE TO READ "DOORS TO REMAIN UNLOCKED DURING BUSINESS HOURS". |
| 4. ALL H.M. DOOR FRAMES ARE 2" UNLESS OTHERWISE NOTED IN DOOR TYPES |  |  |  |  |   |
| 5. SEE ENLARGED PLANS FOR MORE DOOR JAMB DETAIL INFO                |  |  |  |  |   |



**BID DOCUMENTS**  
 2014/12/30

**I-77**  
**REST AREA**  
 Iredell County, NC

REVISIONS  
 NO. DATE OF REVISION

PROJECT DATA  
 DATE: 2014.12.30  
 DRAWN: RW/MH  
 CHECKED: SDS  
 FILENAME: CD\_2D\_FloorPlans.vwx  
 PROJECT NO: 2013\_0260  
 PRINTING: Bid Documents

**SCHEDULES**

**A1**  
**SCHEDULES**  
**A700**

SHEET NO.  
**A700**




CONSULTANTS

Structural Consultant  
Lysaght & Associates  
120 St. Mary's Street  
Raleigh, NC 27605  
Phone 919.833.0495  
Fax 919.833.7636

Systems Consultant  
Burke Design Group, PA  
3305-109 Durham Drive  
Raleigh, NC 27603  
Phone 919.553.2900  
Fax 919.553.7298

Proj. Contract #: 6300036020  
TIP Project #: K-4908  
WBS#: 39894.3.1  
F.A. Project #: IMS-77-1(177)39

SEALS



DocuSigned by:  
Steven Schuster  
550E3CC0F3D41A 2014.12.30

**BID DOCUMENTS**  
2014/12/30

PROJECT

**I-77**  
**REST AREA**  
Iredell County, NC

REVISIONS

NO.	DATE OF REVISION

PROJECT DATA

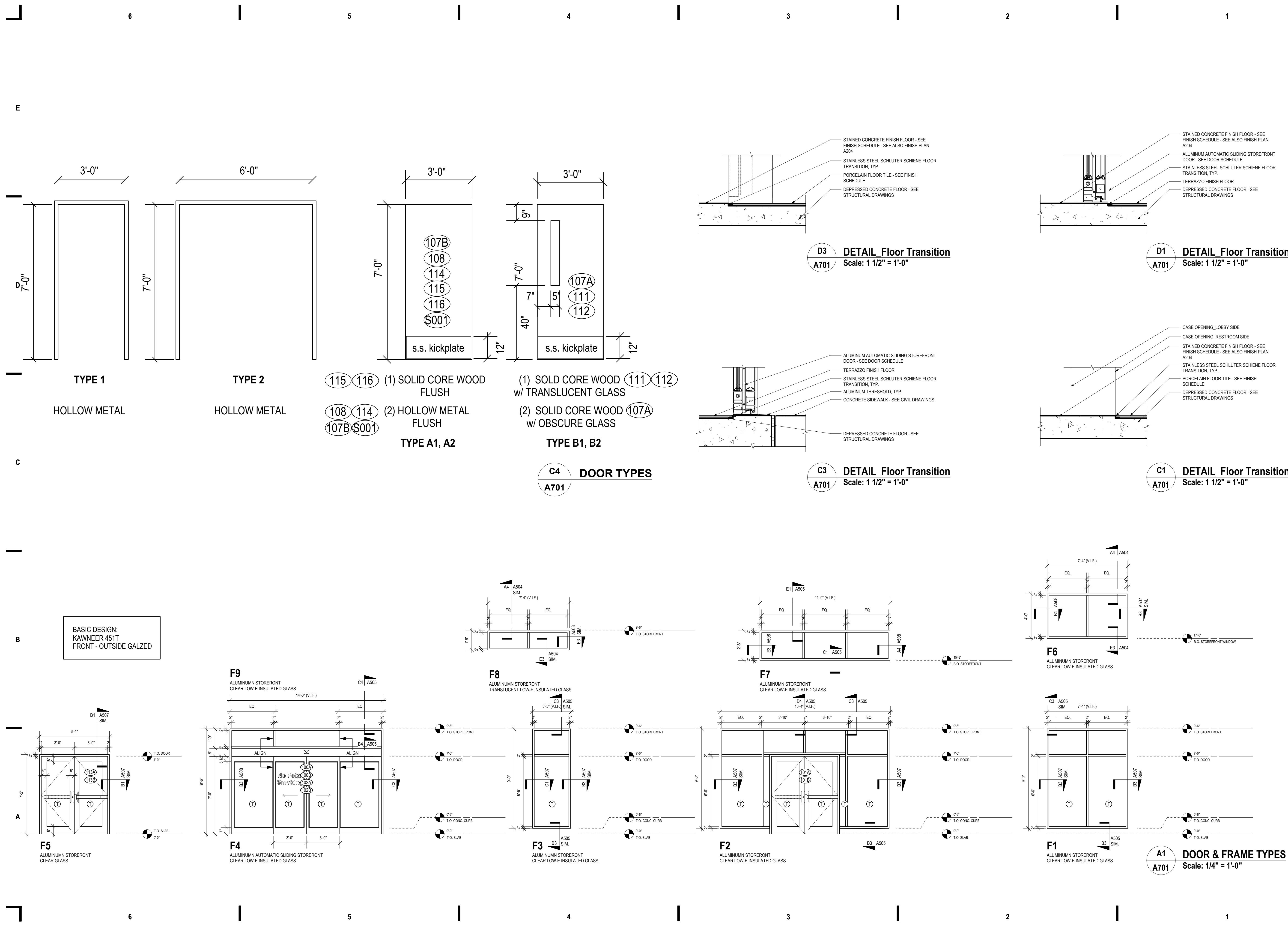
DATE:	2014.12.30
DRAWN:	RW/MH
CHECKED:	SDS
FILENAME:	CD_2D_FloorPlans.vwx
PROJECT NO:	2013_0260
PRINTING:	Bid Documents

SHEET DATA

SCHEDULES

SHEET NO.

**A701**





6 5 4 3 2 1

9'-11"

6

IREDELL COUNTY

REST AREA

\*\* TWO (2) ENTRANCE SIGNS TOTAL IN PROJECT. REFER TO ELEVATIONS FOR LOCATIONS

**D6** **ENTRANCE SIGNAGE**  
**A702** Scale: 2" = 1'-0"

5

VENDING

\*\* TWO (2) VENDING SIGN TOTAL IN PROJECT. REFER TO ELEVATIONS FOR LOCATION.

**C6** **VENDING SIGNAGE**  
**A702** Scale: 1 1/2" = 1'-0"

W O M E N

5

IN

\*\* ONE (1) MEN ROOM SIGN TOTAL IN PROJECT. REFER TO ELEVATIONS FOR LOCATION.

**B5** **MEN ROOM SIGNAGE**  
**A702** Scale: 1 1/2" = 1'-0"

5

IN

\*\* ONE (1) WOMEN ROOM SIGN TOTAL IN PROJECT. REFER TO ELEVATIONS FOR LOCATION.

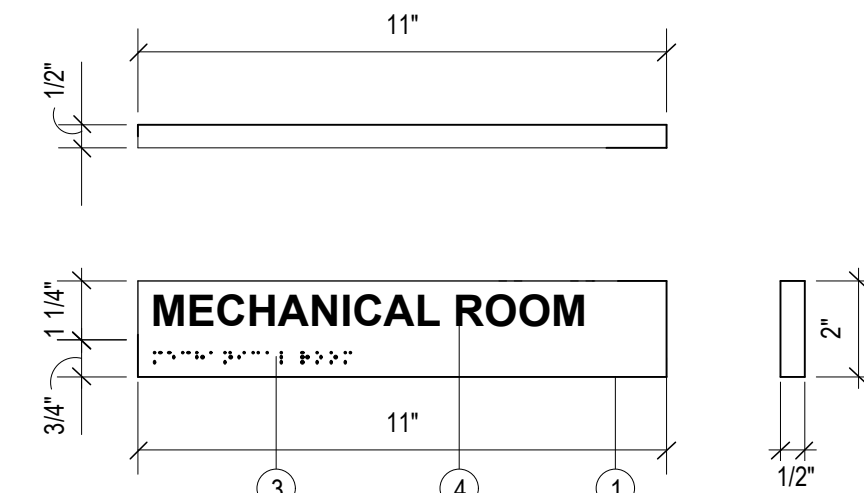
**A6** **WOMENS ROOM SIGNAGE**  
**A702** Scale: 1 1/2" = 1'-0"

6

No Pets/Smoking

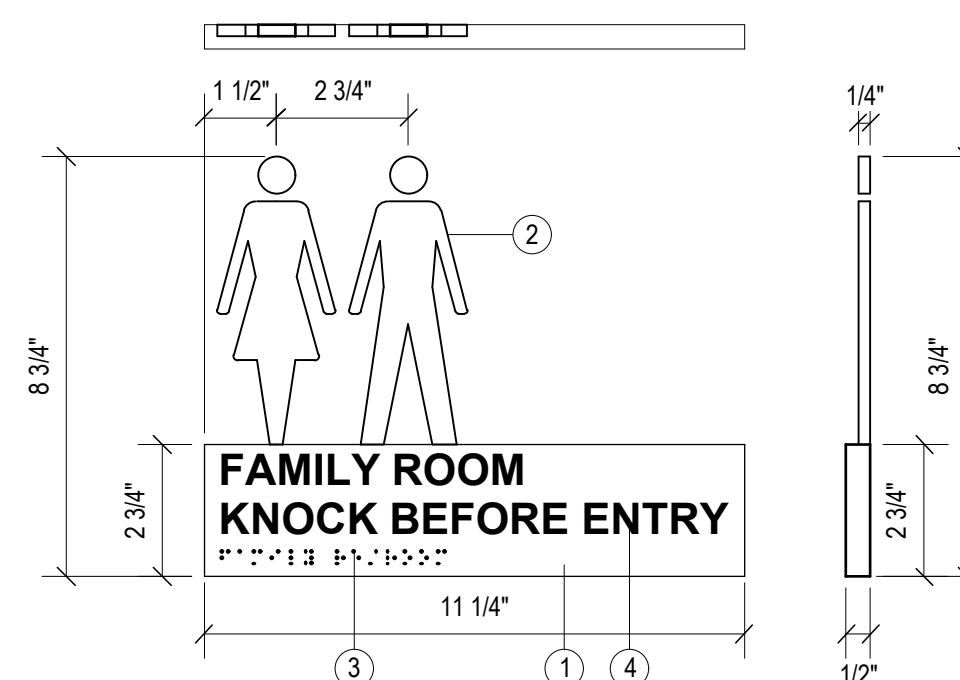
\*\* TWO (2) NO PETS/SMOKING SIGN TOTAL IN PROJECT. REFER TO ELEVATIONS FOR LOCATION.

**C4** **SLIDING DOOR VESTIBULE SIGNAGE**  
**A702** Scale: 1 1/2" = 1'-0"




\*\* ONE (1) MECHANICAL ROOM SIGNS TOTAL IN PROJECT. REFER TO ELEVATIONS FOR LOCATIONS.

**B3** **MECHANICAL ROOM SIGNAGE**  
**A702** Scale: 3" = 1'-0"



\*\* TWO (2) FAMILY TOILET SIGN TOTAL IN PROJECT. REFER TO ELEVATION FOR LOCATION.

**A3** **FAMILY ROOM SIGNAGE**  
**A702** Scale: 3" = 1'-0"

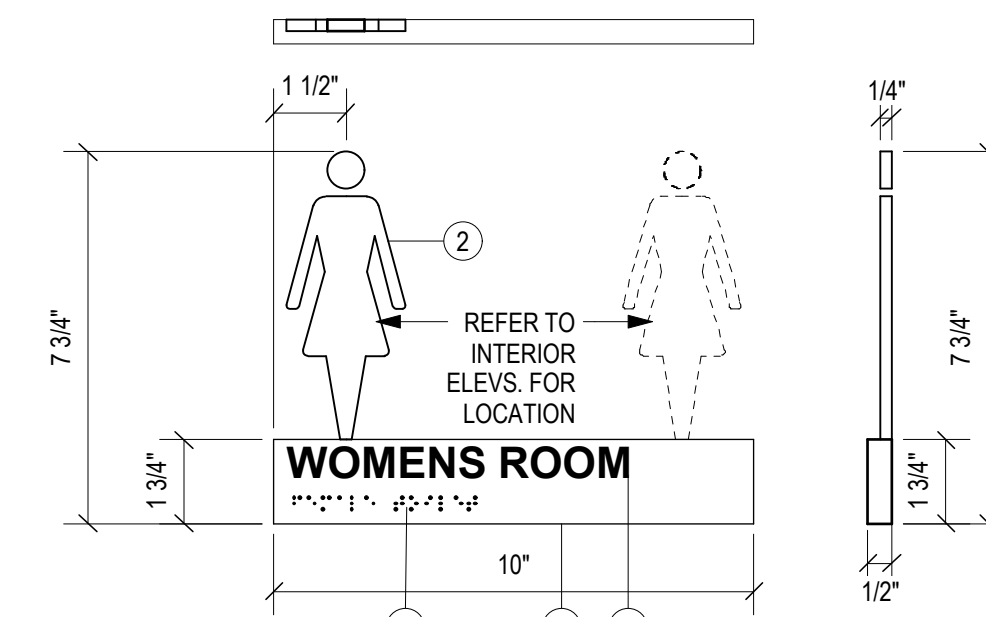


\*\* ONE (1) EMPLOYEE ONLY SIGN TOTAL IN PROJECT. REFER TO ELEVATIONS FOR LOCATION.

**A4** **EMPLOYEES ONLY SIGNAGE**  
**A702** Scale: 3" = 1'-0"

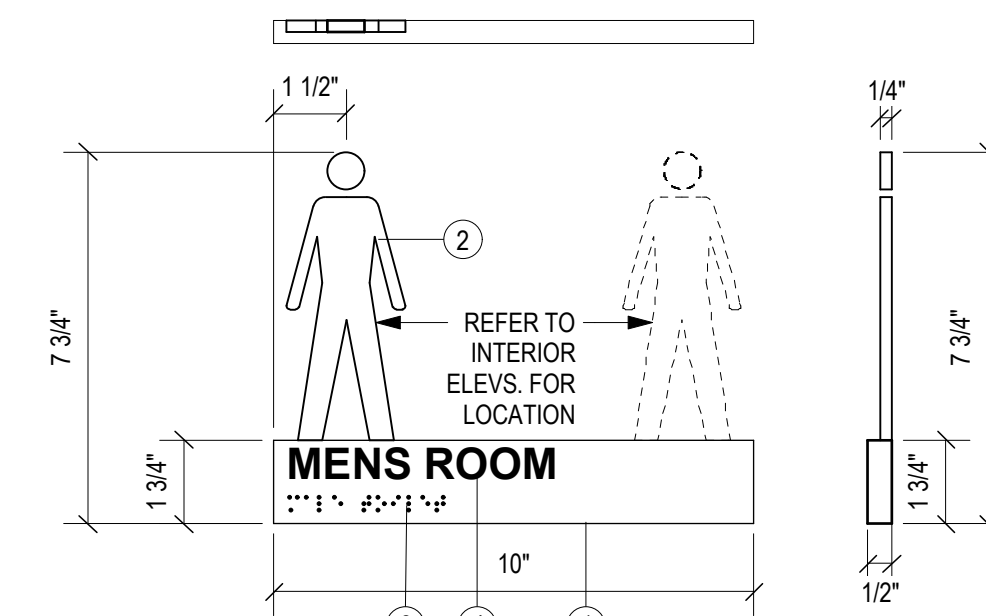
**KEY NOTES**

- 1 1/2" THICK MILLED POLISHED ALUMINUM PLAQUE
- 2 1/4" THICK MILLED BRUSHED ALUMINUM PLAQUE
- 3 RAISED METAL BEAD BRAILLE
- 4 BLACK SILKSCREENED LETTERING - ARIAL BLACK FONT, 5/8" TEXT HEIGHT
- 5 9" HIGH CUT METAL LETTERS.
  - CLEAR ANODIZED ALUMINUM, 1/4" THICK.
  - FONT: ARIAL BOLD
  - BASIS OF DESIGN: GEMINI SIGNS & LETTERS (geminisignletters.com)
  - HARD TEMPLATE TO BE PROVIDED FOR INSTALL.
  - SHOP DRAWING OF TEMPLATE TO BE SUBMITTED TO ARCHITECT PRIOR TO INSTALL.
- 6 8" HIGH CUT METAL LETTERS.
  - BRONZE ANODIZED ALUMINUM, 1/4" THICK.
  - FONT: ARIAL BOLD
  - BASIS OF DESIGN: GEMINI SIGNS & LETTERS (geminisignletters.com)
  - HARD TEMPLATE TO BE PROVIDED FOR INSTALL.
  - SHOP DRAWING OF TEMPLATE TO BE SUBMITTED TO ARCHITECT PRIOR TO INSTALL.
- 7 6" VINYL DECAL LETTERS w/WEATHER RESISTANT MATERIAL.
  - WHITE
  - FONT: ARIAL BOLD
  - BASIS OF DESIGN: GEMINI SIGNS & LETTERS (geminisignletters.com)
  - SHOP DRAWING OF TEMPLATE TO BE SUBMITTED TO ARCHITECT PRIOR TO INSTALL.



\*\* TWO (2) WOMENS TOILET SIGNS TOTAL IN PROJECT. REFER TO ELEVATIONS FOR LOCATIONS.

**C1** **WOMENS ROOM SIGNAGE**  
**A702** Scale: 3" = 1'-0"



\*\* TWO (2) MENS TOILET SIGNS TOTAL IN PROJECT. REFER TO ELEVATIONS FOR LOCATIONS.

**A1** **MENS ROOM SIGNAGE**  
**A702** Scale: 3" = 1'-0"

**GENERAL NOTES**

- 1-0. ALL SIGNAGE TO COMPLY WITH THE REQUIREMENTS OF ANSI 117.1, 2003.
- 2-0. MOUNT SIGNAGE WITH CENTERLINE OF PLAQUE AT 60" AFF. (HEIGHT OF BRAILLE IS NOT TO EXCEED 60" AFF)
- 3-0. SEE INTERIOR ELEVATIONS FOR LOCATIONS

**CLEARSCAPES**  
 ARCHITECTURE + ART

311-200 W. Martin Street  
 Raleigh, NC 27601

919.821.2775  
 919.821.0804 fax  
 artarc@clearscapes.com


CONSULTANTS

Structural Consultant  
 Lysaght & Associates  
 120 St. Mary's Street  
 Raleigh, NC 27605  
 Phone 919.833.0495  
 Fax 919.833.7636

Systems Consultant  
 Burke Design Group, PA  
 3305-109 Durham Drive  
 Raleigh, NC 27603  
 Phone 919.553.2900  
 Fax 919.553.7298

Proj. Contract #: 6300036020  
 TIP Project #: K-4908  
 WBS#: 39894.3.1  
 F.A. Project #: IMS-77-1(177)39

SEALS



DocuSigned by:  
 Steven D. Schuster  
 2014.12.30

**BID DOCUMENTS**  
 2014/12/30

PROJECT

**I-77**  
**REST AREA**  
 Iredell County, NC

REVISIONS

NO.	DATE OF REVISION

PROJECT DATA

DATE: 2014.12.30  
 DRAWN: RW/MH  
 CHECKED: SDS  
 FILENAME: CD\_2D\_FloorPlans.vwx  
 PROJECT NO: 2013\_0260  
 PRINTING: CD Owner Review


SHEET DATA

SIGNAGE SCHEDULE

SHEET NO.

**A702**





DocuSigned by:  
Steven D. Schuster  
2014.12.30

**BID DOCUMENTS**  
2014/12/30

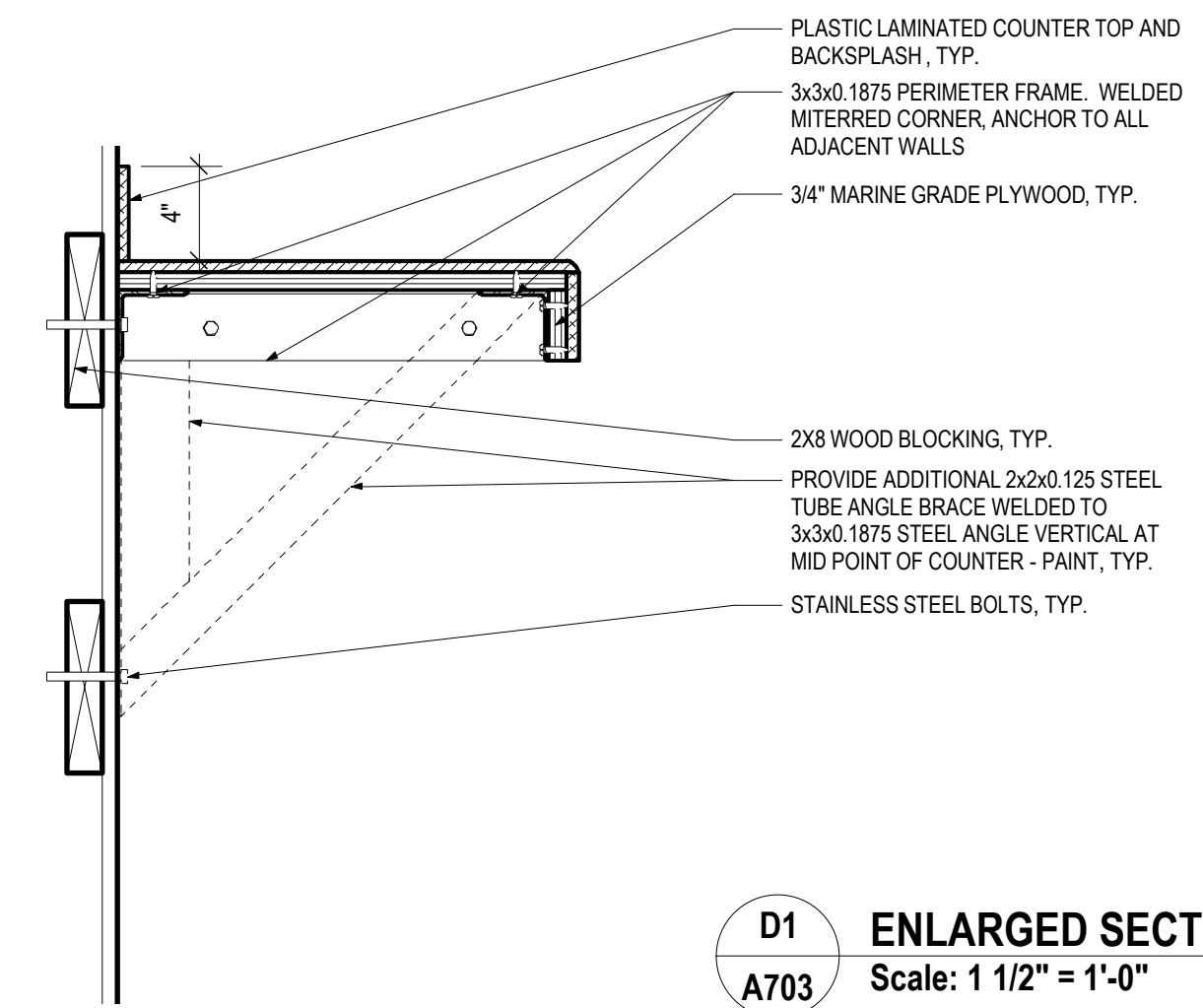
**I-77**  
**REST AREA**  
Iredell County, NC

NO.	DATE OF REVISION

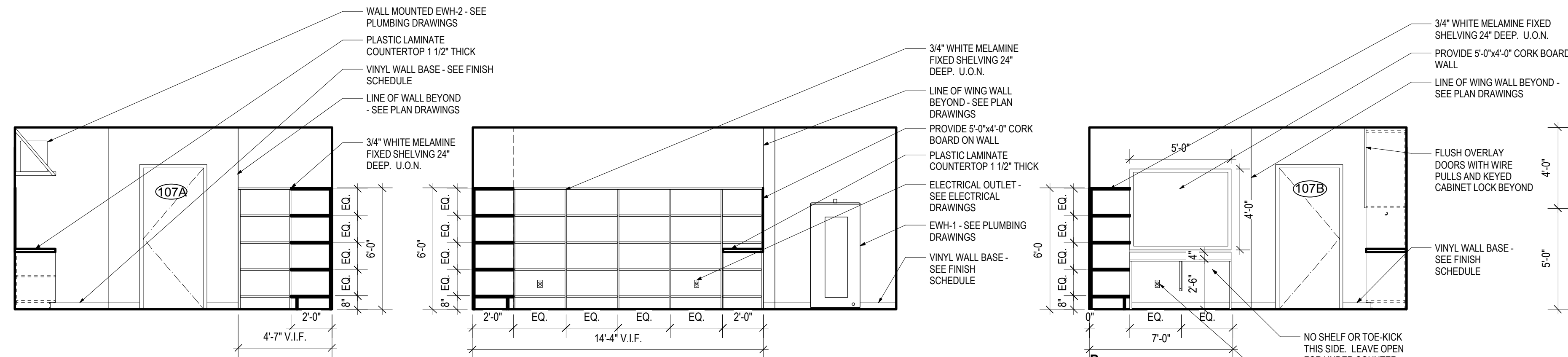
DATE:	2014.12.30
DRAWN:	RW/MH
CHECKED:	SDS
FILENAME:	CD_2D_FloorPlans.vwx
PROJECT NO.:	2013_0260
PRINTING:	Bid Documents

CASEWORK

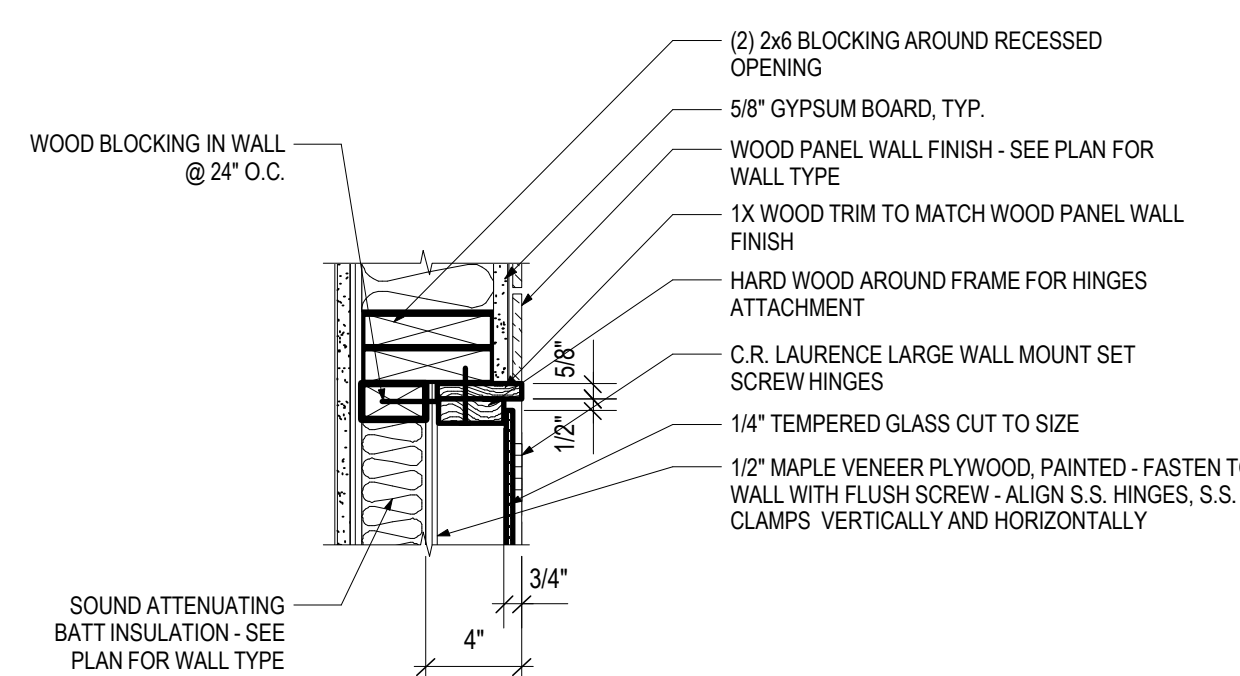
**A703**



**D1 ENLARGED SECTION DETAIL**  
A703 Scale: 1 1/2" = 1'-0"

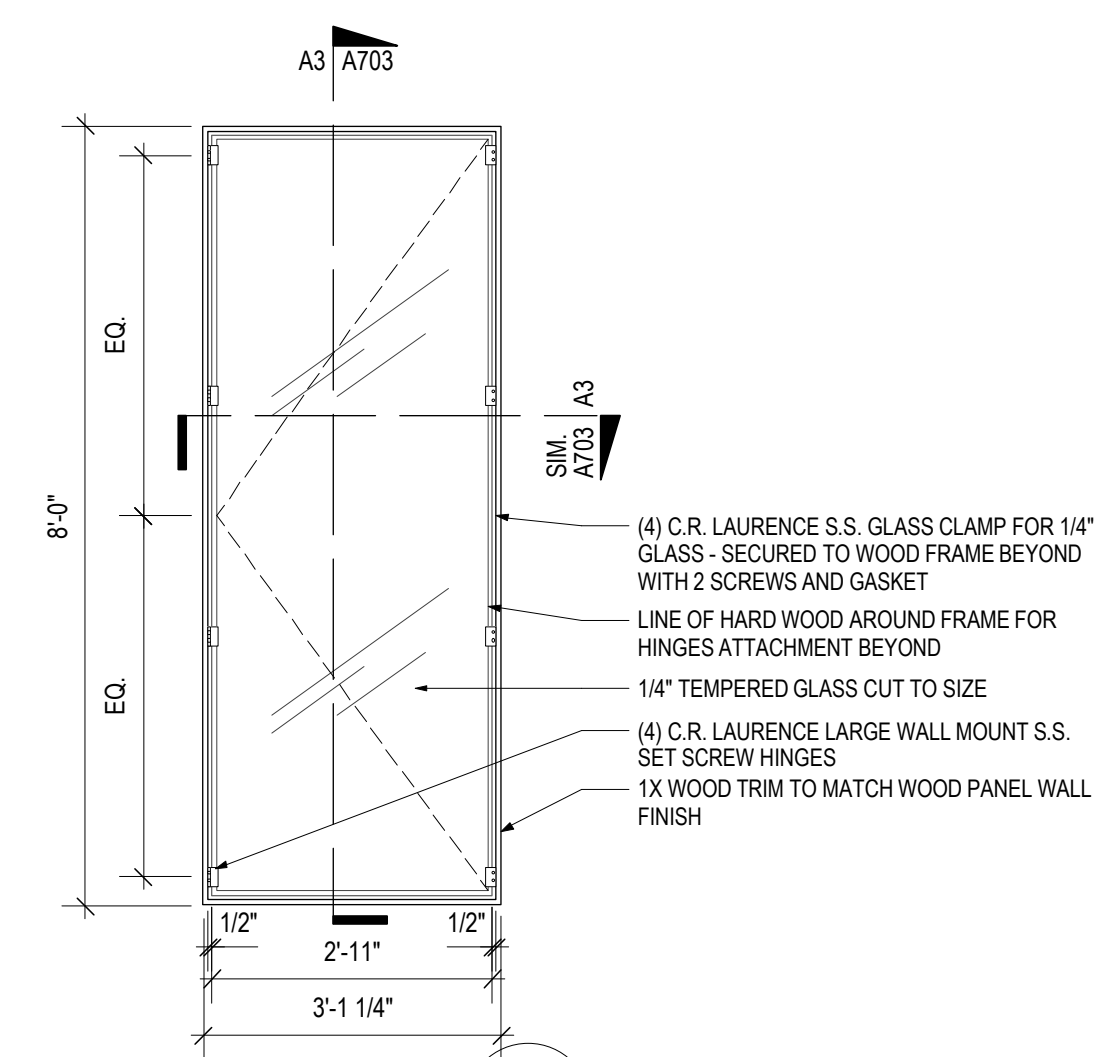


**C1 INTERIOR ELEVATION**  
A703 Scale: 1/4" = 1'-0"

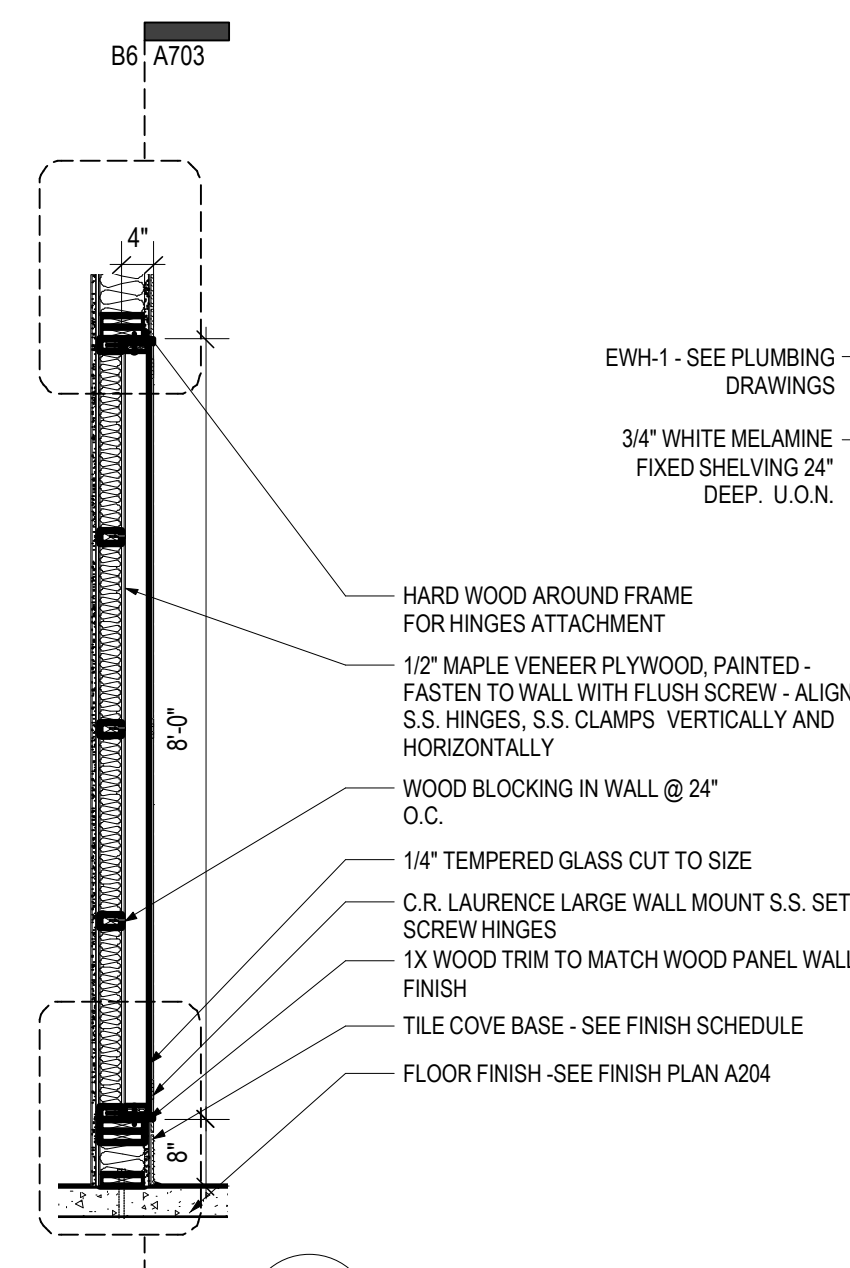


**B6 ENLARGED SECTION DETAIL**  
A703 Scale: 1 1/2" = 1'-0"

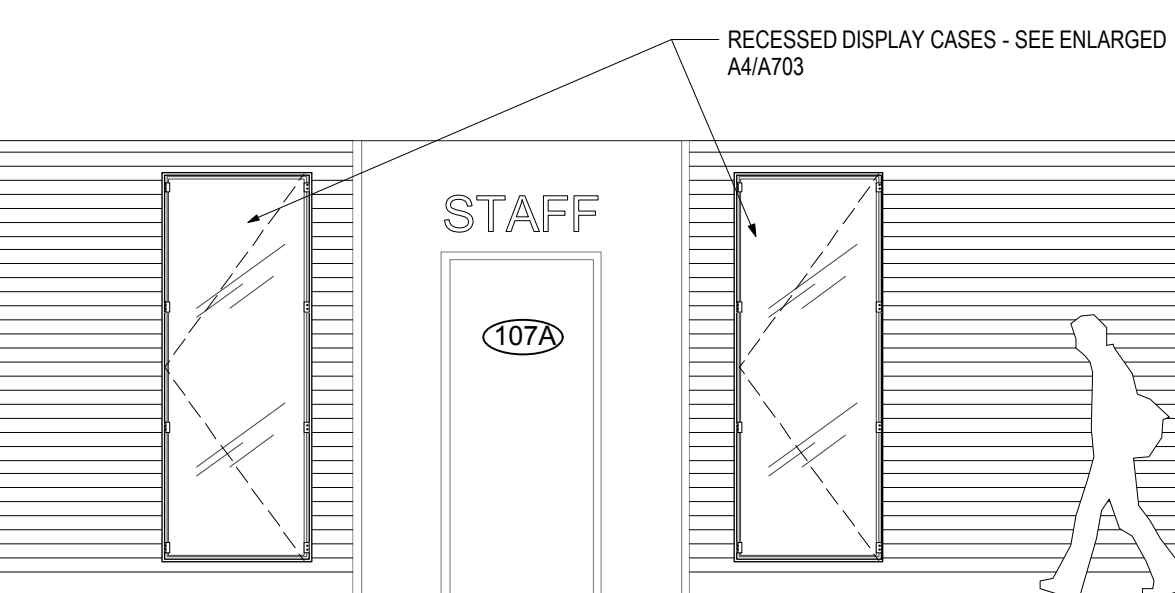
**CASEWORK GENERAL NOTES:**  
THERE ARE 4 BUILT-IN CASEWORKS TOTAL. TWO ARE FRAMING VERTICAL AS SHOWN IN DETAIL A4/A703. TWO ARE FRAMING HORIZONTAL - SEE BUILDING SECTIONS FOR REFERENCE.



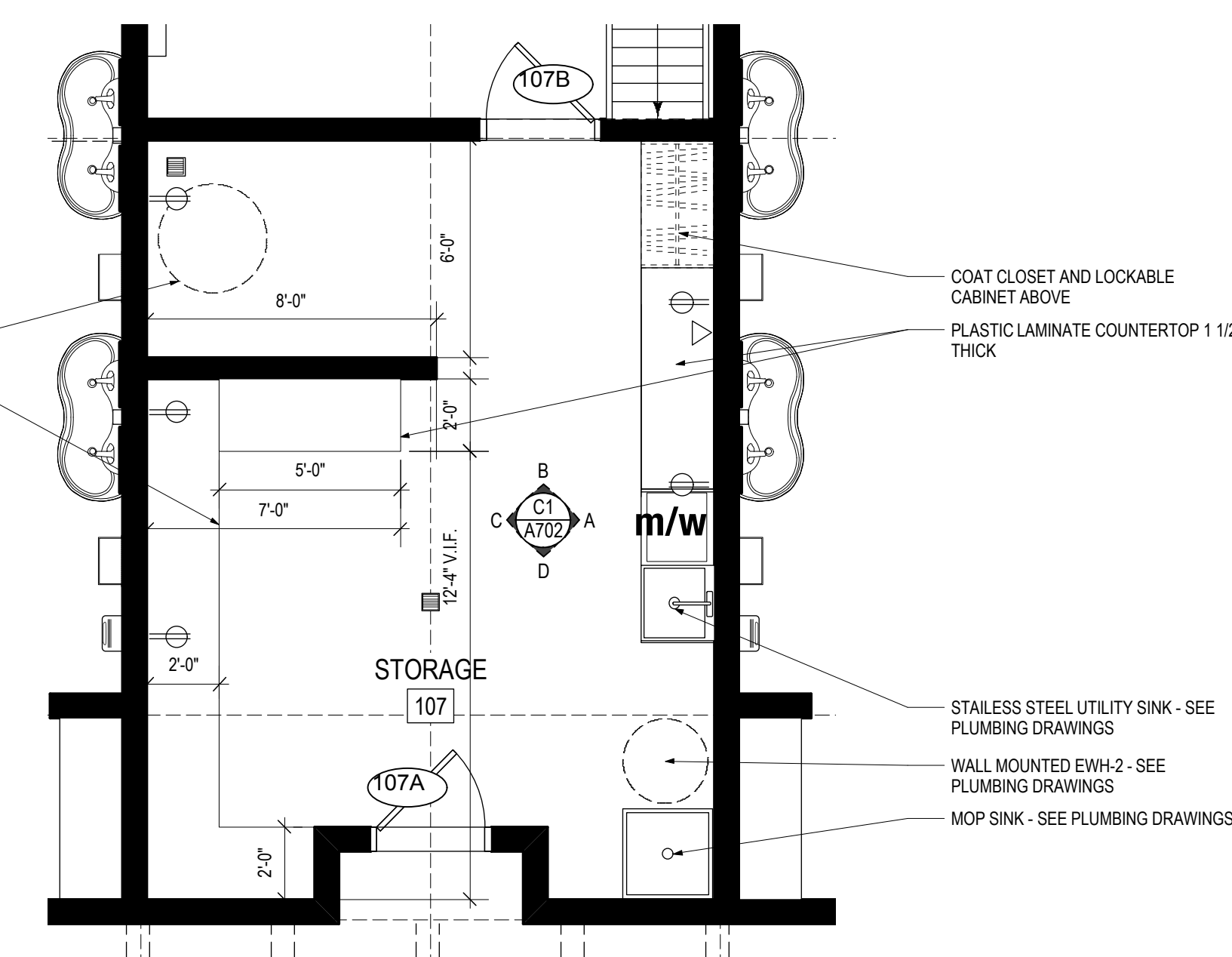
**A4 ENLARGED ELEVATION**  
A703 Scale: 1/2" = 1'-0"



**A3 ENLARGED SECTION**  
A703 Scale: 1/2" = 1'-0"



**A5 PARTIAL ELEVATION**  
A703 Scale: 1/4" = 1'-0"



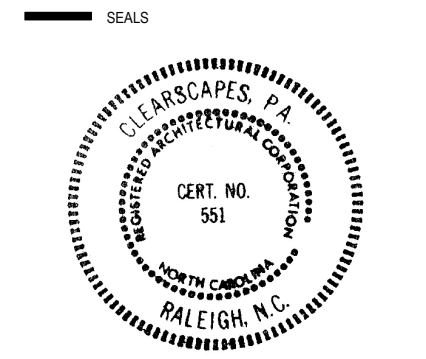
**A1 ENLARGED PLAN - STORAGE**  
A703 Scale: 1/4" = 1'-0"



CONSULTANTS  
Structural Associates  
Lysaght & Associates  
120 St. Mary's Street  
Raleigh, NC 27605  
Phone 919.833.0495  
Fax 919.833.7636

Systems Consultant  
Burke Design Group, PA  
3305-109 Durham Drive  
Raleigh, NC 27603  
Phone 919.553.2900  
Fax 919.553.7298

Proj. Contract #: 6300036020  
TIP Project #: K-4908  
WBS#: 39894.3.1  
F.A. Project #: IMS-77-1(177)39



DocuSigned by:  
Steven D. Schuster  
2014.12.30

**BID DOCUMENTS**  
2014/12/30

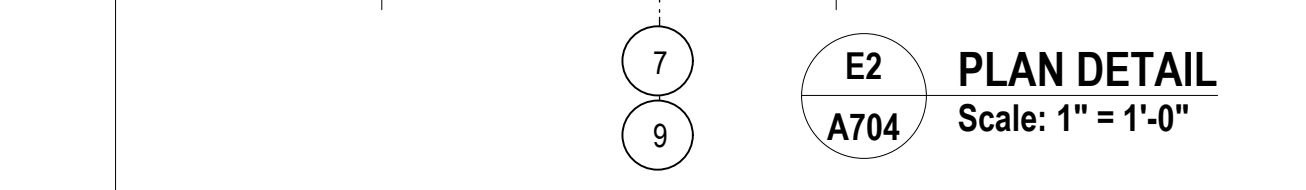
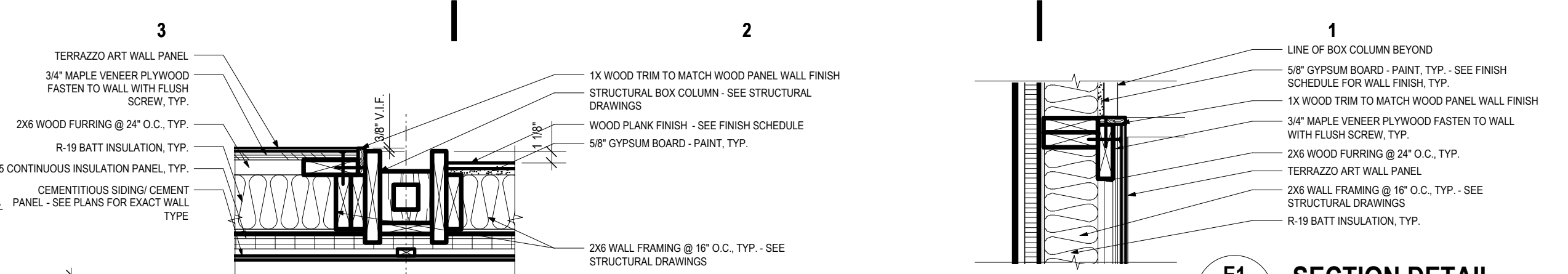
PROJECT  
**I-77 REST AREA**  
Iredell County, NC

NO.	REVISIONS	DATE OF REVISION

PROJECT DATA	
DATE:	2014.12.30
DRAWN:	RW/MH
CHECKED:	SDS
FILENAME:	CD_2D_FloorPlans.vwx
PROJECT NO.:	2013_0260
PRINTING:	Bid Documents

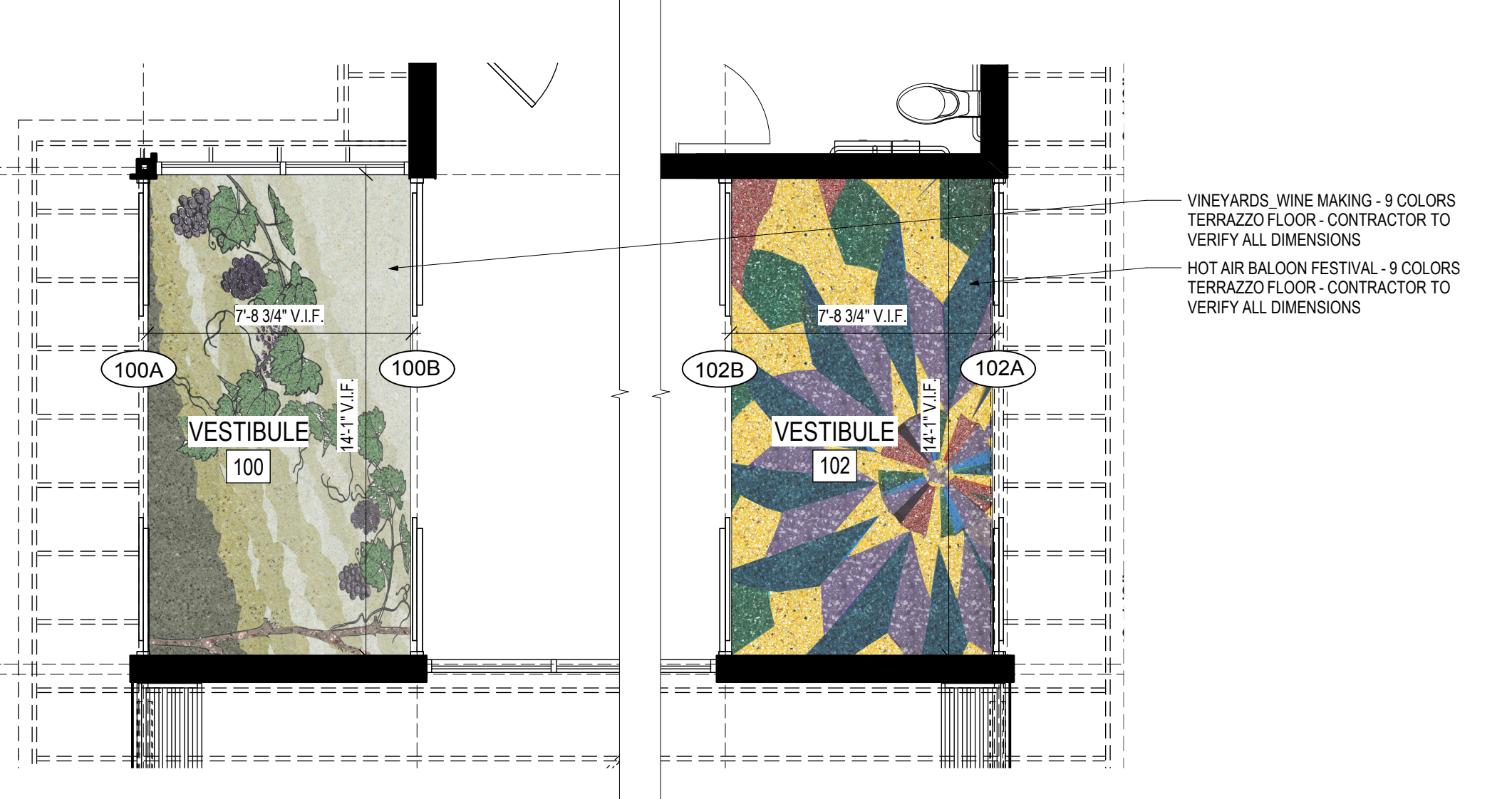
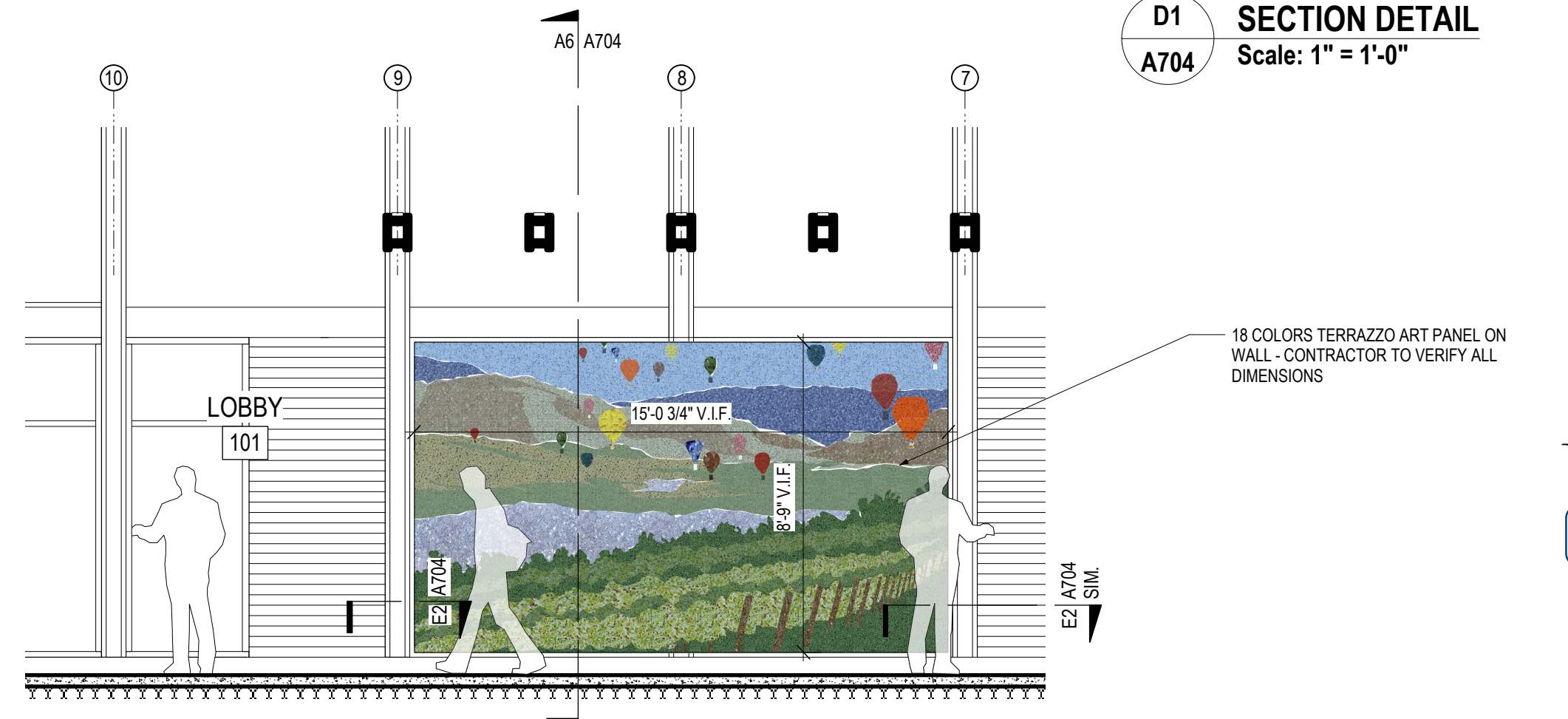
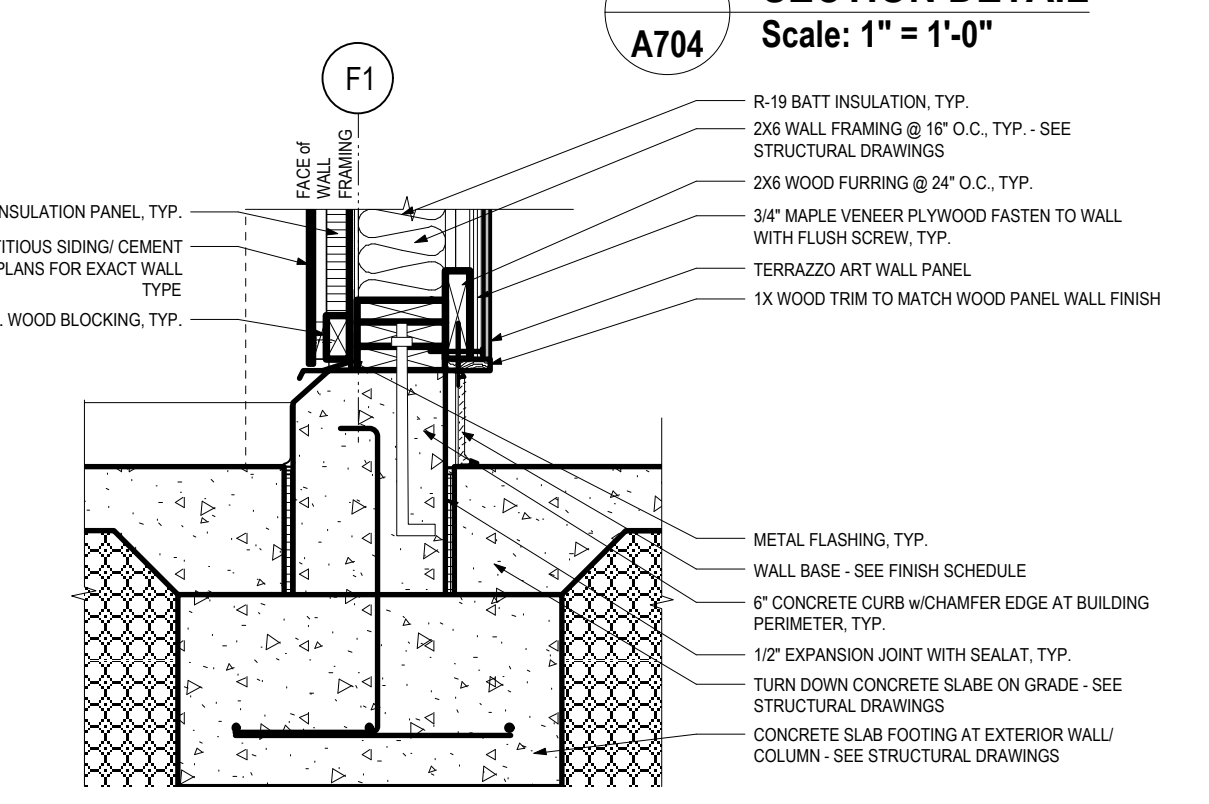
TERRAZZO FLOOR & WALL PANEL

SHEET NO.  
**A704**




**TERRAZZO NOTES:**

1. CONTRACTOR TO VERIFY ALL DIMENSION AND NECESSARY FLOOR TRANSITION DETAILS PRIOR TO TERRAZZO CASTING AND INTALLATION PROCESS.
2. CONTRACTOR TO PROVIDE TERRAZZO SAMPLES THAT WILL CONVEY THE OVERALL COLOR SCHEMES ON EACH OF THE ART WORK FOR ARCHITECT APPROVAL.
2. TERRAZZO FLOOR IMAGES WILL BE PROVIDED BY ARCHITECT.



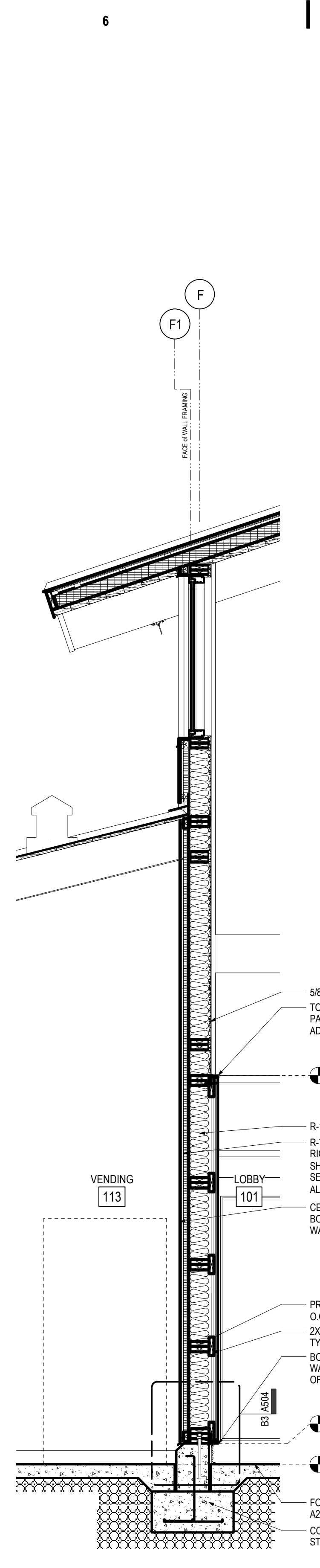
18 COLORS TERRAZZO ART PANEL ON WALL - LOBBY 101



9 COLORS TERRAZZO - HOT AIR BALOON FESTIVAL\_VESTIBULE 102



9 COLORS - VINEYARDS WINE MAKING\_VESTIBULE 100



**A6 WALL SECTION A704**  
Scale: 1/2" = 1'-0"  
0 1 2 3 FT

6  
5  
4  
3  
2  
1  
E  
D  
C  
B  
A