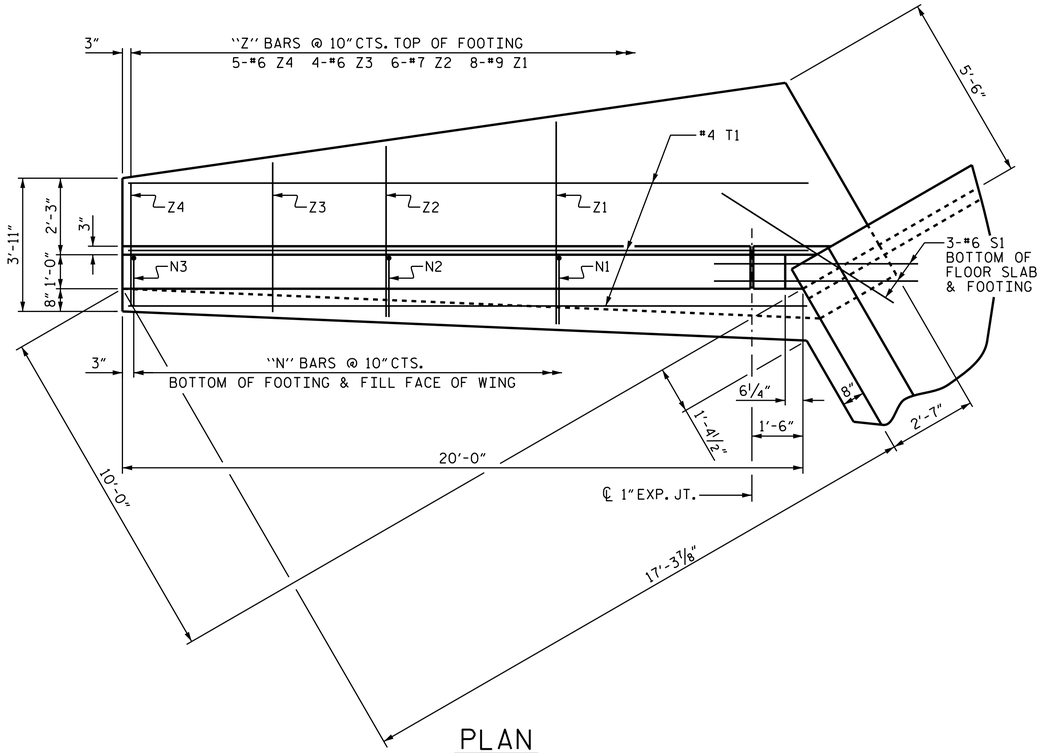

PLAN

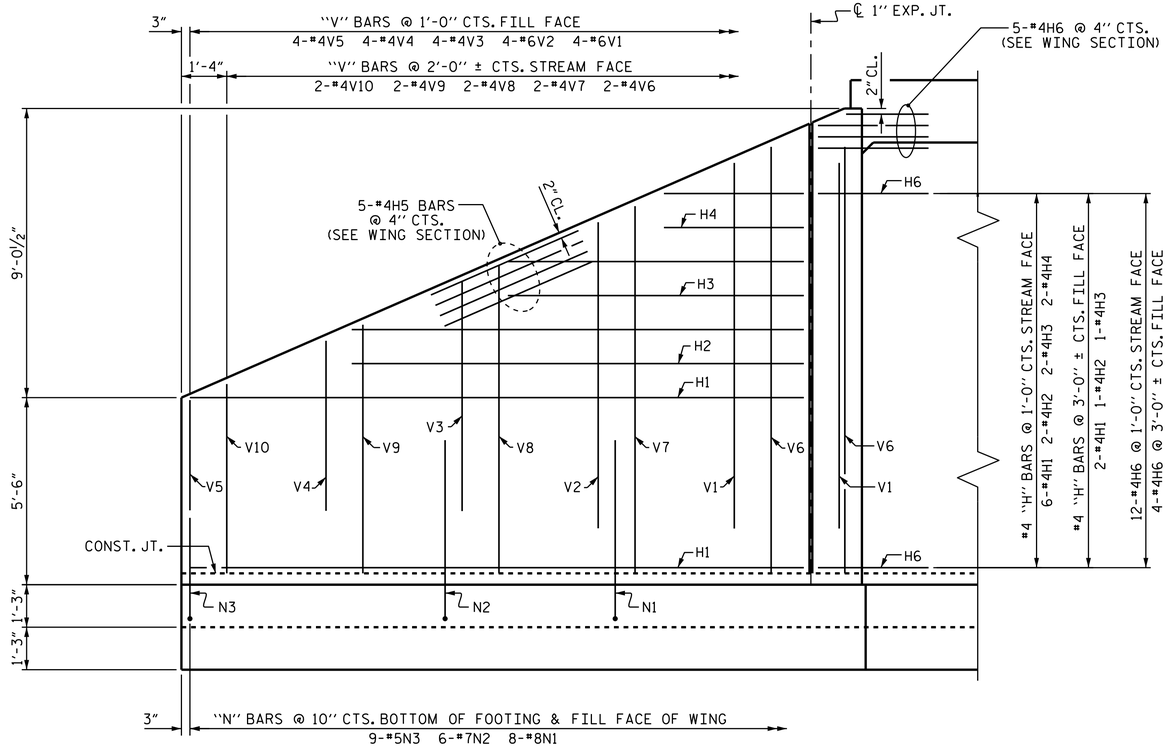

ELEVATION

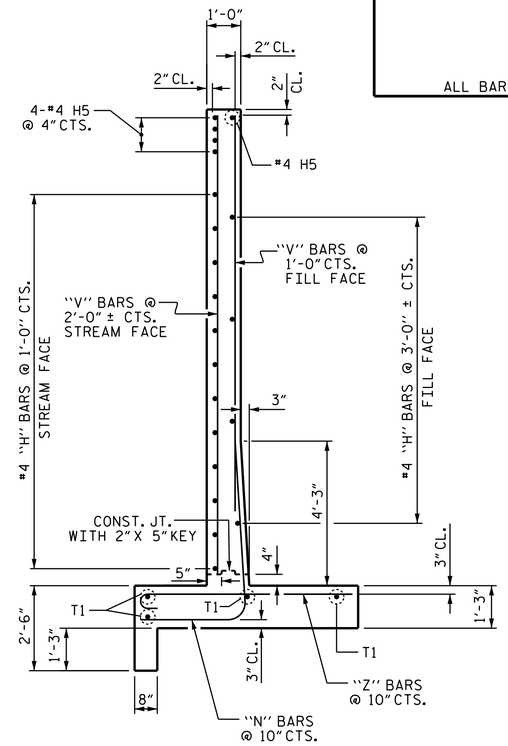

TYPICAL WING SECTION

BAR TYPES

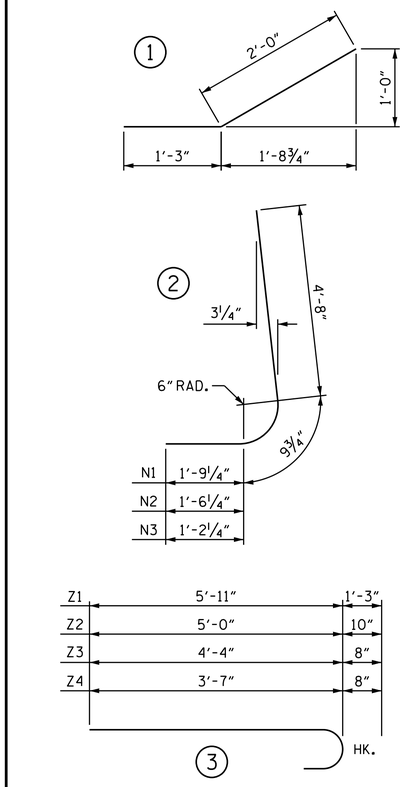

ALL BAR DIMENSIONS ARE OUT TO OUT.

BILL OF MATERIAL

FOR 2 WINGS, 4 REQUIRED

BAR	NO.	SIZE	TYPE	LENGTH	WEIGHT
H1	16	#4	STR	18'-1"	193
H2	6	#4	STR	13'-4"	53
H3	6	#4	STR	8'-7"	34
H4	4	#4	STR	3'-10"	10
H5	10	#4	STR	19'-2"	128
H6	42	#4	1	3'-3"	91
N1	16	#8	2	7'-3"	310
N2	12	#7	2	7'-0"	172
N3	18	#5	2	6'-8"	125
S1	6	#6	STR	6'-0"	54
T1	8	#4	STR	20'-0"	107
V1	8	#6	STR	10'-9"	129
V2	8	#6	STR	9'-0"	108
V3	8	#4	STR	6'-9"	36
V4	8	#4	STR	5'-0"	27
V5	8	#4	STR	3'-3"	17
V6	4	#4	STR	12'-6"	33
V7	4	#4	STR	10'-9"	29
V8	4	#4	STR	9'-0"	24
V9	4	#4	STR	7'-3"	19
V10	4	#4	STR	5'-6"	15
Z1	16	#9	3	7'-2"	390
Z2	12	#7	3	5'-10"	143
Z3	8	#6	3	5'-0"	60
Z4	10	#6	3	4'-3"	64

PHASE I

REINFORCING STEEL
FOR 2 WINGS 2,371 LBS.

CLASS A CONCRETE
2 WINGS 27.6 C.Y.
2 PARTIAL CURTAIN WALLS 2.3 C.Y.
TOTAL 30.9 C.Y.

PHASE II

REINFORCING STEEL
FOR 2 WINGS 2,371 LBS.

CLASS A CONCRETE
2 WINGS 27.6 C.Y.
2 PARTIAL CURTAIN WALLS 3.0 C.Y.
TOTAL 30.6 C.Y.

PROJECT NO. B-5127
HOKE COUNTY
STATION: 14+00.00 -L-

SHEET 7 OF 8

STATE OF NORTH CAROLINA
DEPARTMENT OF TRANSPORTATION
RALEIGH

STANDARD WINGS FOR CONCRETE BOX CULVERT

H=13' SLOPE=2:1
90° SKEW

NORTH CAROLINA PROFESSIONAL SEAL 16301 ENGINEER HSIUNG TING FANG

DocuSigned by: Tony H. Fang
E72088400977435...
12/19/2014

REVISIONS						
NO.	BY:	DATE:	NO.	BY:	DATE:	
1			3			
2			4			

SHEET NO. C-7
TOTAL SHEETS 8

ASSEMBLED BY : E.I. OMILE DATE : 4/13
CHECKED BY : S.L. WANCE DATE : 4/13
DRAWN BY : D.V. JOYNER DATE : 5/05
CHECKED BY : M.K. BEARD DATE : 5/05

19-DEC-2014 12:23
K:\TIPProjects-B\B5127\Structures\Plans\FinalPlans\B5127_sd_cul.dgn
ttfang

STD. NO. CW9013