DocuSign Envelope ID: 24DF15AB-821E-4C3D-9D38-C9CA79D9CB13

TIP NO.	SHEET NO.
U-3615B	PMP-1A

APPROVED: DocuSigned by: Ronald W. King — 0B5D7A6677C4DC...

DATE: 10/2/2014

SEAL

NORTH CAROLINA PROFESSIONAL SEAL 022959 ENGINEER RONALD W. KING

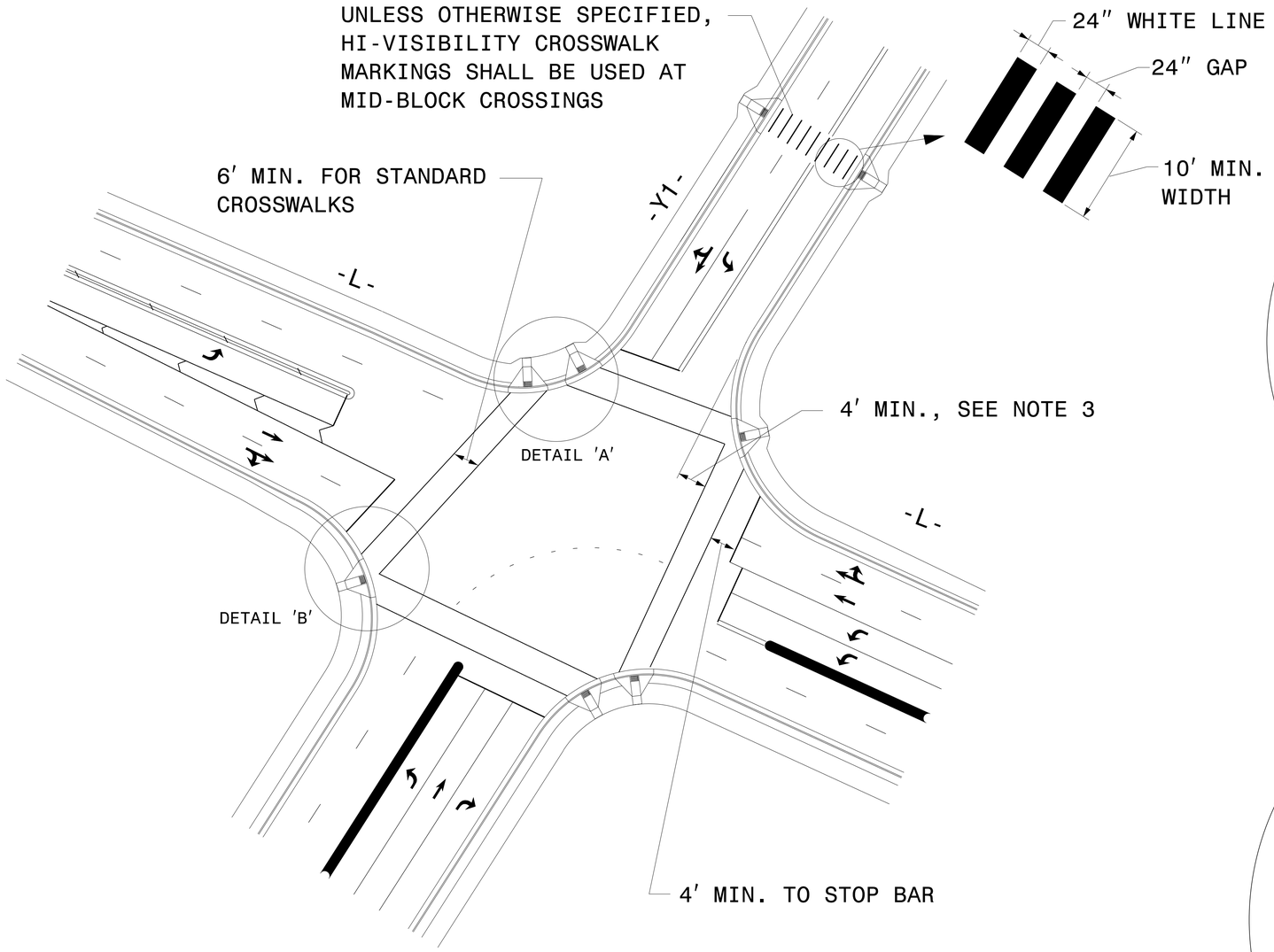

GUIDANCE DETAIL FOR CROSSWALK MARKINGS

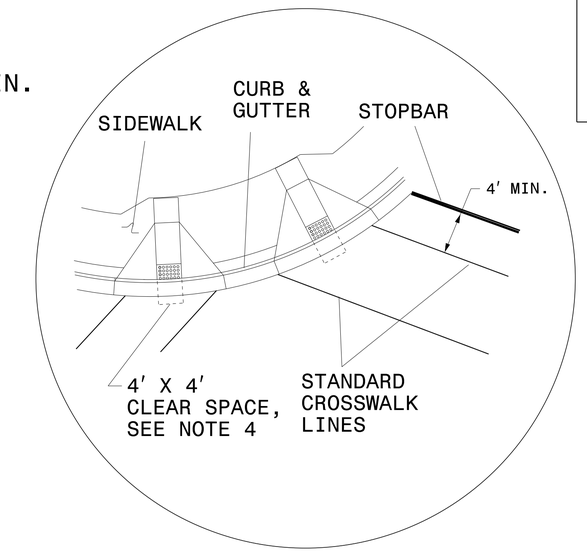

DETAIL 'A'- DUAL CURB RAMPS

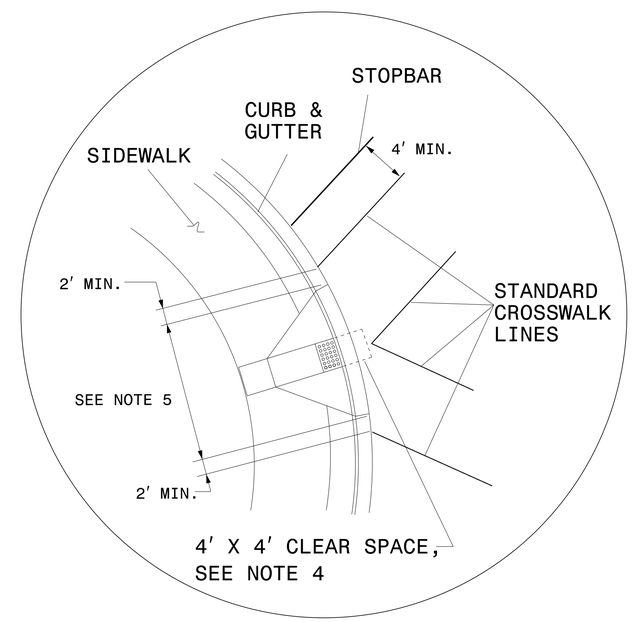

DETAIL 'B'- SINGLE DIAGONAL CURB RAMP

NOTES:

1. USE THE DETAILS ABOVE AND THE FOLLOWING NOTES FOR GUIDANCE IN PLACING CROSSWALK MARKINGS NOT STATIONED ON THE DETAIL SHEETS OR WHEN FIELD ADJUSTMENTS REQUIRED MOVING STATIONED MARKINGS AS DIRECTED BY THE ENGINEER. REFER TO NCDOT ROADWAY STANDARD DRAWINGS, MUTCD AND ADA STANDARDS FOR ADDITIONAL GUIDANCE.

2. THE CROSSWALK MARKINGS SHOWN ON THE ABOVE DETAILS ARE FOR REFERENCE ONLY. ONLY INSTALL CROSSWALK MARKINGS WHERE SHOWN ON THE DETAIL SHEETS OR AS DIRECTED BY THE ENGINEER. THE CROSSWALK MARKING TYPE, STANDARD OR HI-VISIBILITY, SHALL BE INSTALL AS SPECIFIED ON THE DETAIL SHEETS OR AS DIRECTED BY THE ENGINEER.

3. SET BACK DISTANCE FROM INSIDE CROSSWALK MARKING TO NEAREST EDGE OF TRAVEL IS 4′ MIN.

4. BEYOND THE BOTTOM GRADE BRAKE, A CLEAR SPACE OF 4′ X 4′ MINIMUM SHALL BE PROVIDED WITHIN THE MARKINGS.

5. SINGLE DIAGONAL CURB RAMPS WITH FLARED SIDES SHALL HAVE A SEGMENT OF CURB 2 FEET LONG MINIMUM LOCATED ON EACH SIDE OF THE CURB RAMP AND WITHIN THE MARKED CROSSING, SEE DETAIL 'B'.

6. CURB RAMPS SHALL BE CONSTRUCTED IN ACCORDANCE TO THE LATEST NCDOT ROADWAY STANDARD DRAWINGS.

CROSSWALK AND STOP BAR PAVEMENT MARKING DETAIL

9/29/2014
U:\U3615B\Traffic\Signing\Pavement Marking\FINAL PAVEMENT MARKING\Plan_Sheets\pmp_01A-1C.dgn
rhennein

8/7/13