PROJECT REFERENCE NO.	SHEET NO.
R-4903	SIGN-1B

APPROVED: DocuSigned by: Ayman Alqudwah F32AC5CAF965472...

DATE: 9/26/2014

SEAL

NORTH CAROLINA PROFESSIONAL SEAL 028387 ENGINEER AYMAN I. ALQUDWAH

STATE OF NORTH CAROLINA
DEPT. OF TRANSPORTATION
DIVISION OF HIGHWAYS
RALEIGH, N.C.

1-12

ENGLISH DETAIL DRAWING FOR

GROUND MOUNTED SIGN SUPPORTS

	SLIP BASE PLATE DATA								KEEPER PLATE DATA							HINGE CONNECTION DATA										BREAK AWAY SUPPORT WEIGHT CONSTANT LBS.
BEAM SHAPE	BOLT SIZE	A_1	B_1	C_1	D_1	E_1	T_1	R_1	A_2	B_2	C_2	D_2	E_2	R_2	T_2	BOLT SIZE	F	G	H	I	J	K	L	R_3	T_3	
S3X5.7	½″DIA.X 3¼″	7″	4″	1″	¾″	2½″	1″	9/32″	7″	4″	1″	¾″	2½″	9/32″	28 GAUGE	½″DIA.X1¾″	2¼″	3½″	4″	½″	1″	½″	2″	9/32″	⅜″	18
S4X7.7	½″DIA.X 3¼″	8″	4″	1″	¾″	2½″	1″	9/32″	8″	4″	1″	¾″	2½″	9/32″	28 GAUGE	½″DIA.X1¾″	2⅝″	3½″	4″	½″	1″	½″	2″	9/32″	⅜″	20
W6X9	½″DIA.X 3¼	10″	5″	1″	¾″	3½″	1″	9/32″	10″	5″	1″	¾″	3½″	9/32″	28 GAUGE	½″DIA.X1¾″	4″	3½″	4″	¾″	1″	½″	2″	9/32″	⅜″	32
W6X12	⅝″DIA.X 4″	11″	5″	1¼″	⅞″	3¼″	1¼″	11/32″	11″	5″	1¼″	⅞″	3¼″	11/32″	28 GAUGE	⅝″DIA.X 2″	4″	4″	4½″	¾″	1⅛″	⅝″	2¼″	11/32″	⅜″	39
W6X16	⅝″DIA.X 4½″	12″	6″	1¼″	⅞″	4¼″	1½″	11/32″	12″	6″	1¼″	⅞″	4¼″	11/32″	28 GAUGE	⅝″DIA.X2¼″	4″	4″	4½″	¾″	1⅛″	⅝″	2¼″	11/32″	½″	47
W8X18	⅝″DIA.X 4½″	13½″	6½″	1¼″	⅞″	4¾″	1½″	11/32″	13½″	6½″	1¼″	⅞″	4¾″	11/32″	28 GAUGE	⅝″DIA.X2¼″	5¼″	4″	4½″	1″	1⅛″	⅝″	2¼″	11/32″	½″	70
W8X21	¾″DIA.X 4½″	14″	7″	1½″	1″	5″	1½″	13/32″	14″	7″	1½″	1″	5″	13/32″	28 GAUGE	¾″DIA.X2½″	5¼″	6″	7″	1″	1¾″	¾″	3½″	13/32″	½″	73
W10X22	¾″DIA.X 4½″	16″	8″	1½″	1″	6″	1½″	13/32″	16″	8″	1½″	1″	6″	13/32″	28 GAUGE	¾″DIA.X2½″	5¾″	6″	7″	1″	1¾″	¾″	3½″	13/32″	½″	119
W10X26	¾″DIA.X 5½″	16½″	8″	1½″	1″	6″	1¾″	13/32″	16½″	8″	1½″	1″	6″	13/32″	28 GAUGE	¾″DIA.X2¾″	5¾″	6″	7″	1″	1¾″	¾″	3½″	13/32″	⅝″	140
W12X26	¾″DIA.X 5½″	18½″	9″	1½″	1″	7″	1¾″	13/32″	18½″	9″	1½″	1″	7″	13/32″	28 GAUGE	¾″DIA.X2¾″	6½″	6″	7″	1″	1¾″	¾″	3½″	13/32″	⅝″	176
W14X30	1″DIA.X 6″	22″	9″	2″	1½″	6″	2″	17/32″	22″	9″	2″	1½″	6″	17/32″	28 GAUGE	1″DIA.X 3″	6¾″	7″	8″	1¼″	2″	1″	4″	17/32″	⅝″	205
W16X31	1″DIA.X 6″	24″	9″	2″	1½″	6″	2″	17/32″	24″	9″	2″	1½″	6″	17/32″	28 GAUGE	1″DIA.X 3″	5½″	7″	8″	1¼″	2″	1″	4″	17/32″	¾″	223
W18X35	1″DIA.X 6″	25″	9″	2″	1½″	6″	2″	17/32″	25″	9″	2″	1½″	6″	17/32″	28 GAUGE	1″DIA.X 3″	6″	7″	8″	1¼″	2″	1″	4″	17/32″	¾″	243
W18X40	1″DIA.X 6½″	26″	9″	2″	1½″	6″	2¼″	17/32″	26″	9″	2″	1½″	6″	17/32″	28 GAUGE	1″DIA.X3½″	6″	7″	8″	1¼″	2″	1″	4″	17/32″	⅞″	278
W21X44	1″DIA.X 7″	29″	9″	2″	1½″	6″	2½″	17/32″	29″	9″	2″	1½″	6″	17/32″	28 GAUGE	1″DIA.X3½″	6½″	7″	8″	1¼″	2″	1″	4″	17/32″	⅞″	310

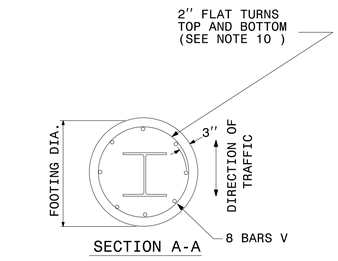

SECTION A-A

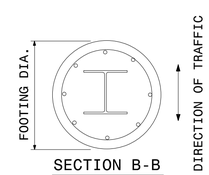

SECTION B-B

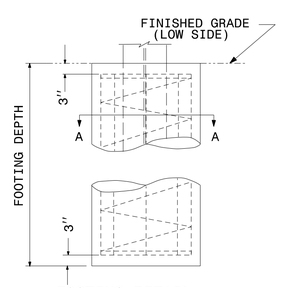

FOOTING DETAIL

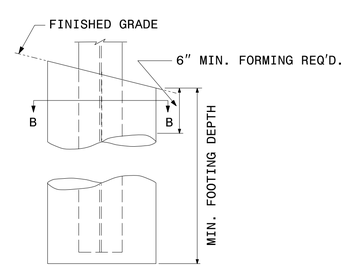

FOOTING DETAIL

FOUNDATION DATA *		
FOOTING DIAMETER	REINFORCEMENT	SPIRAL BAR
1′-6″	8 # 6 BARS	#3 BAR, 6″ PITCH
2′	8 # 7 BARS	#3 BAR, 6″ PITCH
2′-6″	8 # 9 BARS	#3 BAR, 6″ PITCH
3′	8 # 11 BARS	#3 BAR, 6″ PITCH
3′-6″	8 # 12 BARS	#3 BAR, 6″ PITCH
4′	8 # 14 BARS	#3 BAR, 6″ PITCH

* FOUNDATION DIMENSIONS ARE SHOWN IN PLANS

SHEET 2 OF 3

903D10

STATE OF NORTH CAROLINA
DEPT. OF TRANSPORTATION
DIVISION OF HIGHWAYS
RALEIGH, N.C.

1-12

ENGLISH DETAIL DRAWING FOR
GROUND MOUNTED SIGN SUPPORTS

SHEET 2 OF 3

903D10

REVISED SIGNING
ROADWAY STANDARD DRAWING

9/26/2014
P:\TIPProjects-R\R4903\Traffic\Signing\CADD\Signing Layout Plans\r-4903_sgn_psh_s01B.dgn
jsergeyeva