


T.I.P.: U-2519CB

CONTRACT: C203398

DEPARTMENT OF TRANSPORTATION

**SIGNING PLAN  
CUMBERLAND COUNTY**

LOCATION: FAYETTEVILLE OUTER LOOP  
FROM SOUTH OF SR 1400 (CLIFFDALE ROAD)  
TO EAST OF SR 1415 (YADKIN ROAD)

TIP NO. U-2519CB	SHEET NO. SIGN-1
APPROVED: <i>Tim Arey</i>	
DATE: 04/01/14	
SEAL	
	

**ROADWAY STANDARD DRAWING**

THE FOLLOWING ROADWAY STANDARDS AS APPEAR IN "ROADWAY STANDARD DRAWINGS" - PROJECT SERVICES UNIT - N.C. DEPARTMENT OF TRANSPORTATION - RALEIGH, N.C., DATED JANUARY 2012 ARE APPLICABLE TO THIS PROJECT AND BY REFERENCE HEREBY ARE CONSIDERED A PART OF THESE PLANS:

STD. NO.	TITLE
901.10	TYPE 'A' SIGNS
901.20	TYPE 'B' SIGNS
901.50	ARROWS AND SHIELDS
901.60	RIVET SPACING FOR OVERLAYED SIGNS
901.70	SIGN STRINGERS AND SUPPORT SPACING
901.80	SIGN MOUNTING DETAILS - FOR TYPE A AND TYPE B SIGNS
904.10	ORIENTATION OF GROUND MOUNTED SIGNS
904.20	SECONDARY SIGN MOUNTING
904.30	SUPPLEMENTAL SIGN MOUNTING
904.50	MOUNTING OF TYPE 'D', 'E' AND 'F' SIGNS ON 'U' CHANNEL POSTS

**PROJECT NOTES**

- SIGN ERECTION, TYPE A (OVERHEAD)
- SIGN ERECTION, OVERLAY (GROUND MOUNTED)
- SIGN ERECTION, OVERLAY (OVERHEAD)
- DISPOSAL OF SIGN, A OR B (OVERHEAD)
- RELOCATE SIGN, TYPE A (OVERHEAD)
- DISPOSAL OF SIGN SYSTEM, U-CHANNEL

**INDEX**

SHEET NO.	DESCRIPTION
SIGN-1	TITLE SHEET
SIGN-2	SUPPORT INFORMATION
SIGN-3A	TYPE E SIGNS
SIGN-3B	TYPE F SIGNS
SIGN-3C	MILEMARKERS
SIGN-3D	REVISED ROADWAY STANDARD DRAWING 903D10
SIGN-3E	REVISED ROADWAY STANDARD DRAWING 904D40
SIGN-4A THRU 4M	SIGN DESIGNS
SIGN-5A THRU 5I	STRUCTURE LINE ASSEMBLIES
SIGN-6 THRU 29	SIGNING PLAN SHEETS

**SUMMARY OF QUANTITIES**


ITEM NO.	ITEM DESCRIPTION	QUANTITY	UNIT
4048000000	902 REINFORCED CONCRETE SIGN FOUNDATION	37	C.Y.
4054000000	902 PLAIN CONCRETE SIGN FOUNDATION	2	C.Y.
4057000000	SP OVERHEAD FOOTING	141	C.Y.
4060000000	903 SUPPORTS, BREAKAWAY STEEL BEAM	14,801	LB.
4066000000	903 SUPPORTS, SIMPLE STEEL BEAM	11,160	LB.
4072000000	903 SUPPORTS, 3 LB STEEL U-CHANNEL	1,664	L.F.
4078000000	903 SUPPORTS, 2 LB STEEL U-CHANNEL	14	EA.
4082100000	SP SUPPORTS, OVERHEAD SIGN STRUCTURE AT STA. 976+60 -L-	1	L.S.
4082100000	SP SUPPORTS, OVERHEAD SIGN STRUCTURE AT STA. 36+60 -L-	1	L.S.
4082100000	SP SUPPORTS, OVERHEAD SIGN STRUCTURE AT STA. 63+00 -L-	1	L.S.
4082100000	SP SUPPORTS, OVERHEAD SIGN STRUCTURE AT STA. 81+25 -L-	1	L.S.
4082100000	SP SUPPORTS, OVERHEAD SIGN STRUCTURE AT STA. 131+30 -COL1-	1	L.S.
4096000000	904 SIGN ERECTION, TYPE D	6	EA.
4102000000	904 SIGN ERECTION, TYPE E	99	EA.
4108000000	904 SIGN ERECTION, TYPE F	14	EA.
4109000000	904 SIGN ERECTION, TYPE A/B (OVERHEAD)	5	EA.
4110000000	904 SIGN ERECTION, TYPE A/B (GROUND MOUNTED)	34	EA.
4114000000	904 SIGN ERECTION, MILEMARKERS	14	EA.
4115000000	904 SIGN ERECTION, OVERLAY (OVERHEAD)	1	EA.
4116000000	904 SIGN ERECTION, OVERLAY (GROUND MOUNTED)	1	EA.
4116100000	904 SIGN ERECTION, RELOCATE SIGN TYPE A (GROUND MOUNTED)	6	EA.
4155000000	907 DISPOSAL OF SIGN SYSTEM, U-CHANNEL	4	EA.
4234000000	907 DISPOSAL OF SIGN, A OR B (OVERHEAD)	3	EA.

**GENERAL NOTES**

- SIGNS FURNISHED BY STATE
- ALL TYPE 'D' SIGNS SHALL BE MOUNTED ON TWO U-CHANNEL POSTS UNLESS OTHERWISE INDICATED ON THE PLANS.
- IF REMOVAL OR RELOCATION OF SIGNS ON PRIVATE STREET (NON-STATE MAINTAINED) IS REQUIRED DUE TO CONSTRUCTION, THE CONTRACTOR SHALL INFORM THE ENGINEER. THE WORK WILL BE COMPLETED BY OTHERS.
- WHEN NOT STATIONED OR DIMENSIONED ON PLANS, ALL 'E' AND 'F' SIGNS SHALL BE FIELD LOCATED BY THE ENGINEER
- ALL EXISTING SIGNS ON "U" CHANNEL POST WITHIN THE PROJECT LIMITS SHALL BE REMOVED AND DISPOSED OF UNLESS OTHERWISE NOTED ON PLANS.
- WHEN EXISTING SIGNS ARE REMOVED AND INSTALLED ON NEW SUPPORTS, THE RE-ERECTION SHALL IMMEDIATELY FOLLOW THE REMOVAL.
- THE BACKGROUND FOR TYPE E & F SIGNS SHALL BE TYPE C REFLECTIVE SHEETING.
- DO NOT BEGIN FABRICATION FOR TYPES A & B SIGNS MOUNTED ON OVERHEAD STRUCTURES OR STEEL SUPPORTS UNTIL "S" DIMENSIONS HAVE BEEN FIELD VERIFIED.
- SEE ROADWAY PLANS FOR GUARD/GUIDE RAIL DETAILS.

PLAN REVIEWED BY: N.C.D.O.T. SIGNING AND DELINEATION UNIT

AYMAN ALQUDWAH, P.E. SIGNING & DELINEATION REGIONAL ENGINEER  
MITCH EATON SIGNING & DELINEATION PROJECT DESIGN ENGINEER

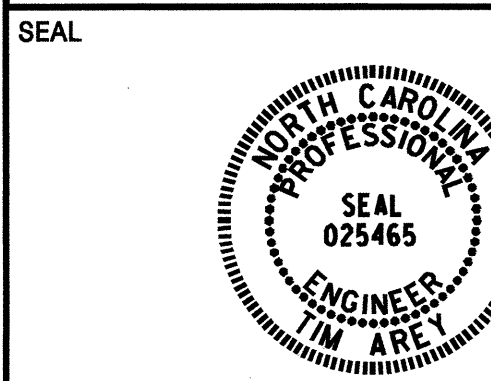


PLAN PREPARED BY: PROGRESSIVE DESIGN GROUP, INC.

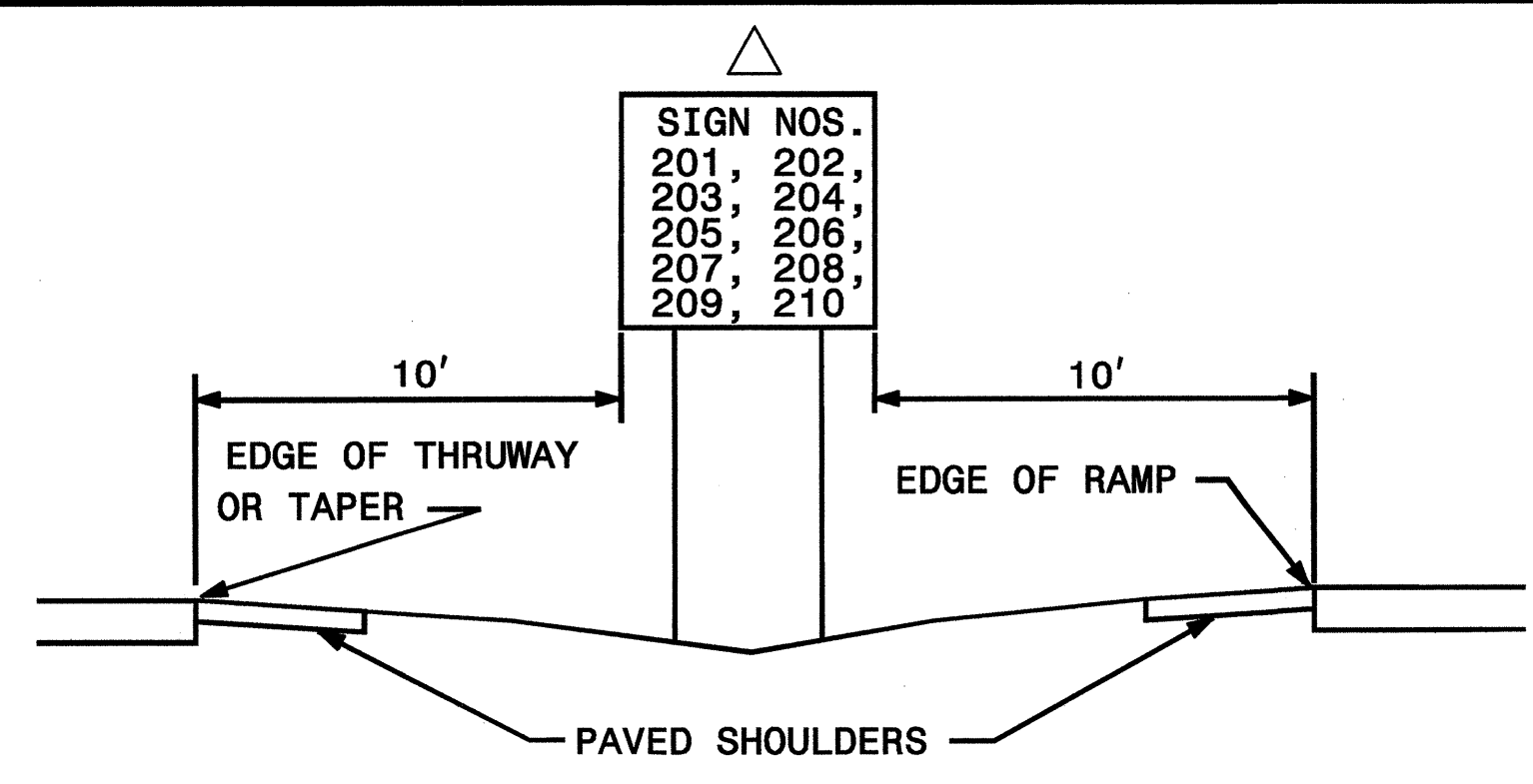
TIM AREY, P.E. PROJECT MANAGER  
LARRY ASHLEY DESIGN ENGINEER



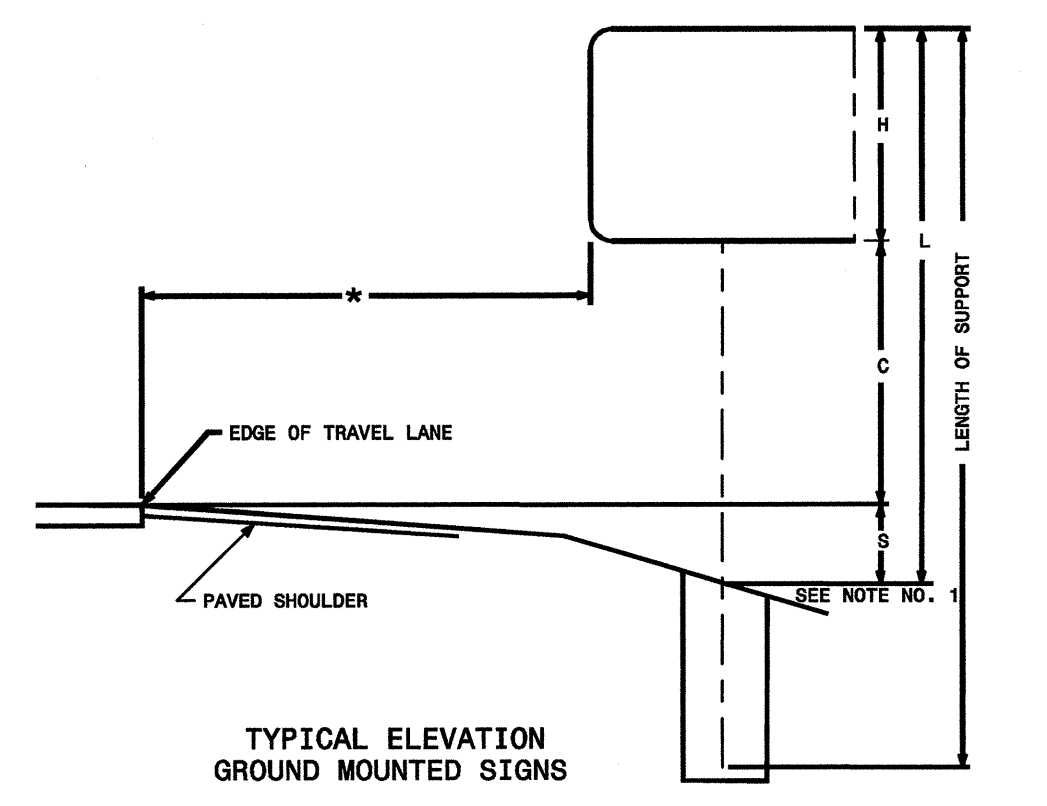
APPROVED: *Ann Day*  
DATE: 04/01/14



- NOTES
- DIMENSION "S" REPRESENTS AN INCREASE (+), OR A DECREASE (-) IN POLE LENGTH, RELATIVE TO THE ELEVATION OF THE EDGE OF PAVEMENT.
  - FIELD VERIFICATIONS SHALL BE REQUIRED FOR ALL SUPPORTS, SEE (\*) ARTICLE 903-3. FABRICATORS SHALL BE AISC CERTIFIED IN CATEGORY 1, SEE (\*) ARTICLE 1072-1. (\*) = N.C.D.O.T. STANDARD SPECIFICATIONS FOR ROADS AND STRUCTURES
  - PLAN LOCATIONS FOR EXISTING UTILITIES ARE BASED ON THE BEST AVAILABLE INFORMATION AND, THEREFORE MAY NOT BE PRECISELY ACCURATE. THEREFORE, IT IS INCUMBENT UPON THE CONTRACTOR TO DETERMINE THE EXACT LOCATION OF UTILITIES BEFORE BEGINNING WORK IN A LOCATION.



SIGN NO.	SIGN TYPE	SIGN SIZE (in.)			ROADWAY STATION	NO. OF SUP.	BEAM SECTION	SUPPORT TYPE BA or S	ATTACH METHOD	MOUNTING METHOD	HORIZ CLR. (ft.)	LENGTH (ft)			LEFT SUPPORT (ft)			CENTER SUPPORT (ft)			RIGHT SUPPORT (ft)			FOOTING DIAMETE (ft.)	FOOTING DEPTH (ft.)	B/A SUPPORT WEIGHTS (lbs.)	SIMPLE SUPPORT WEIGHTS (lbs.)	REINF. FTGS. (c.y.)	PLAIN FTGS. (c.y.)	FIELD VERIFIED SEE NOTE 2 (mm/dd/yy)
		w	x	h								SNS HT H	MTG HT C	EMBED MENT	S	L	TOTAL LENGTH	S	L	TOTAL LENGTH	S	L	TOTAL LENGTH							
101A	A	162	X	30	787+15 -L-	2	W14x30	BA	1-R	N/A	30.00	8.00	7.00	6	6.00	21.00	27.00	0.00	0.00	0.00	8.60	23.60	29.60	3	6.5	2182.99	0.00	3.40	0.00	
101B	A	186	X	96																										
102A	B	114	X	30	816+55 -L-	2	W8x21	S	1-R	N/A	22.00	9.00	7.00	6.5	1.70	17.70	24.20	0.00	0.00	0.00	3.10	19.10	25.60	2	7	0.00	1045.80	1.63	0.00	
102B	A	180	X	108																										
103A	A	162	X	30	840+05 -L-	2	W8x18	BA	1-R	N/A	30.00	6.50	7.00	5.5	3.40	16.90	22.40	0.00	0.00	0.00	1.00	14.50	20.00	2	6	925.32	0.00	1.40	0.00	
103B	A	186	X	78																										
104A	B	114	X	30	868+60 -L-	2	W10x26	BA	1-R	N/A	30.00	9.00	7.00	6	4.00	20.00	26.00	0.00	0.00	0.00	5.40	21.40	27.40	2.5	6.5	1676.54	0.00	2.36	0.00	
104B	A	180	X	108																										
105A	A	162	X	30	890+00	2	W8x21	S	1-R	N/A	22.00	6.50	7.00	6	3.20	16.70	22.70	0.00	0.00	0.00	6.20	19.70	25.70	2	6.5	0.00	1016.40	1.51	0.00	
105B	A	186	X	78																										
106A	B	114	X	30	922+95 -L-	2	W10x26	BA	1-R	N/A	30.00	10.00	7.00	6	3.40	20.40	26.40	0.00	0.00	0.00	1.90	18.90	24.90	2.5	6.5	1621.94	0.00	2.36	0.00	
106B	A	180	X	120																										
107A	B	114	X	30	977+55 -L-	2	W10x26	S	1-R	N/A	22.00	9.00	7.00	6	3.30	19.30	25.30	0.00	0.00	0.00	6.20	22.20	28.20	2.5	6.5	0.00	1391.00	2.36	0.00	
107B	A	180	X	108																										
108A	B	114	X	30	964+30 -L-	2	W14x30	S	1-R	N/A	22.00	10.00	7.00	6	3.40	20.40	26.40	0.00	0.00	0.00	6.30	23.30	29.30	3	6.5	0.00	1671.00	3.40	0.00	
108B	A	180	X	120																										
109A	B	114	X	30	991+75 -L-	2	W18x40	S	1-R	N/A	30.00	9.00	18.50	6.5	-9.40	18.10	24.80	0.00	0.00	0.00	-13.50	14.00	20.50	3	7	0.00	1804.00	3.67	0.00	
109B	A	180	X	108																										
110A	B	114	X	30	97+25 -COL1	3	W10x26	BA	1-R	N/A	30.00	10.00	7.00	6	5.48	22.48	28.48	5.78	22.78	28.78	3.83	20.83	26.83	2.5	6.5	2618.55	0.00	3.55	0.00	
110B	A	264	X	120																										
111A	B	114	X	30	116+60 -L-	3	W10x26	BA	1-R	N/A	30.00	15.00	7.28	6.5	1.79	24.07	30.57	0.76	23.04	29.54	-0.28	22.00	28.50	2.5	7	2736.07	0.00	3.82	0.00	
111B	A	216	X	180																										
112A	B	114	X	30	167+80 -L-	3	W18x40	S	1-R	N/A	22.00	16.00	7.00	6.5	3.64	26.64	33.14	5.76	28.76	35.26	7.87	30.87	37.37	3	7	0.00	4230.80	5.50	0.00	
112B	A	216	X	192																										
201	A	72	X	60	255+15 -Y5-	2	S3x5.7	BA	N/A	N/A	10.00	5.00	7.00	3.5	0.45	12.45	15.95	0.00	0.00	0.00	0.59	12.59	16.09	1	4	218.16	0.00	0.00	0.23	
202	A	78	X	60	778+65 -L-	2	S3x5.7	BA	N/A	N/A	10.00	5.00	7.00	3.5	0.45	12.45	15.95	0.00	0.00	0.00	0.59	12.59	16.09	1	4	218.16	0.00	0.00	0.23	
203	A	78	X	60	932+00 -L-	2	S3x5.7	BA	N/A	N/A	10.00	5.00	7.00	3.5	0.45	12.45	15.95	0.00	0.00	0.00	0.60	12.60	16.10	1	4	218.22	0.00	0.00	0.23	
204	A	72	X	60	46+25 -Y1-	2	S3x5.7	BA	N/A	N/A	10.00	5.00	7.00	3.5	0.45	12.45	15.95	0.00	0.00	0.00	0.59	12.59	16.09	1	4	218.16	0.00	0.00	0.23	
205	A	72	X	60	52+30 -Y1-	2	S3x5.7	BA	N/A	N/A	10.00	5.00	7.00	3.5	0.45	12.45	15.95	0.00	0.00	0.00	0.59	12.59	16.09	1	4	218.16	0.00	0.00	0.23	
206	A	78	X	60	955+65 -L-	2	S3x5.7	BA	N/A	N/A	10.00	5.00	7.00	3.5	0.45	12.45	15.95	0.00	0.00	0.00	0.60	12.60	16.10	1.00	4	218.22	0.00	0.00	0.23	
207	A	132	X	90	72+80 -L-	2	W6x12	BA	N/A	N/A	10.00	7.50	7.00	4.5	0.50	15.00	19.50	0.00	0.00	0.00	0.74	15.24	19.74	1.50	5	556.24	0.00	0.65	0.00	
208	A	108	X	60	84+65 -COL1	2	S4x7.7	BA	N/A	N/A	10.00	5.00	7.00	4.5	0.42	12.42	16.92	0.00	0.00	0.00	0.86	12.86	17.36	1.00	5	304.56	0.00	0.00	0.29	
209	A	144	X	90	99+50 -COL1	2	W6x12	BA	N/A	N/A	10.00	7.50	7.00	5	0.44	14.94	19.94	0.00	0.00	0.00	1.09	15.59	20.59	1.50	5.5	571.72	0.00	0.72	0.00	
210	A	78	X	60	176+40 -L-	2	S4x7.7	BA	N/A	N/A	10.00	5.00	7.00	4	0.45	12.45	16.45	0.00	0.00	0.00	0.97	12.97	16.97	1.00	4.5	297.94	0.00	0.00	0.26	




TOTAL 14800.98 TOTAL 11159.00 TOTAL 36.34 TOTAL 1.95


USE: 14801 11160 37 2

**TYPE "A" AND TYPE "B" GROUND MOUNTED SIGNS**

APPROVED: *Jim Gray*  
 DATE: 04/01/14




401 QUANTITY REQ'D 2



R2-1  
24" X 30"

TWO "U" POSTS PER SIGN


406 QUANTITY REQ'D 4



R5-1  
24" X 24"

ONE "U" POST PER SIGN


411 QUANTITY REQ'D 1



W3-3  
48" X 48"

ONE "U" POST PER SIGN

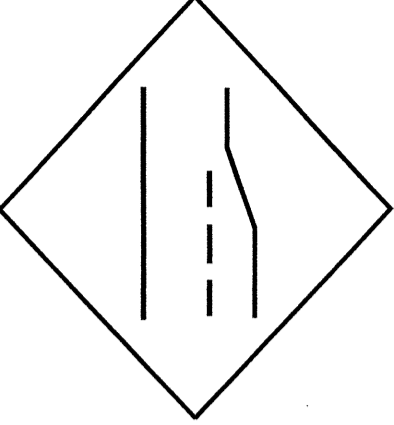
416 QUANTITY REQ'D 2



W13-1  
24" X 24"

MOUNT BELOW SIGN \_\_\_  
IN \_\_ INSTALLATIONS


421 QUANTITY REQ'D 2



W4-2(R)  
48" X 48"

TWO "U" POSTS PER SIGN


426 QUANTITY REQ'D 2



R2-1  
24" X 30"

TWO "U" POSTS PER SIGN


402 QUANTITY REQ'D 8



R5-1a  
XX X XX

ONE "U" POST PER SIGN


407 QUANTITY REQ'D 2



R6-1 (R)  
XX X XX

TWO "U" POSTS PER SIGN


412 QUANTITY REQ'D 1



W3-1a  
48" X 48"

ONE "U" POST PER SIGN


417 QUANTITY REQ'D 5



W4-3(R)  
48 X 48

TWO "U" POSTS PER SIGN


422 QUANTITY REQ'D 2



W9-1(L)  
48" X 48"

TWO "U" POSTS PER SIGN


403 QUANTITY REQ'D 3



W4-1 (R)  
48" X 48"

TWO "U" POSTS PER SIGN


408 QUANTITY REQ'D 1



R6-1 (L)  
XX X XX

TWO "U" POSTS PER SIGN


413 QUANTITY REQ'D 3



W2-7  
48" X 48"

TWO "U" POSTS PER SIGN

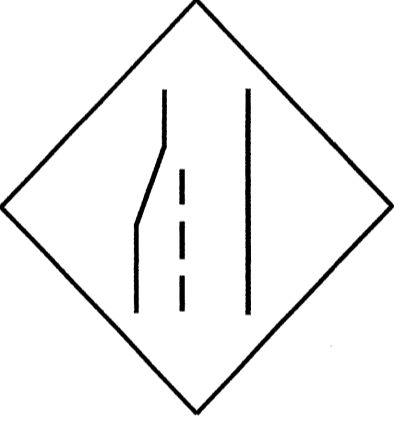
418 QUANTITY REQ'D 20



W1-8  
18" X 24"

ONE "U" POST PER SIGN


423 QUANTITY REQ'D 2



W4-2(L)  
48" X 48"

TWO "U" POSTS PER SIGN


404 QUANTITY REQ'D 2



R1-1  
36" X 36"

ONE "U" POST PER SIGN


409 QUANTITY REQ'D 15



OM1-3  
XX X XX

MOUNT BELOW SIGN 405  
IN 15 INSTALLATIONS


414 QUANTITY REQ'D 1



W13-1  
24" X 24"

MOUNT BELOW SIGN \_\_\_  
IN \_\_ INSTALLATIONS


419 QUANTITY REQ'D 4



R3-2  
24" X 24"

TWO "U" POSTS PER SIGN


424 QUANTITY REQ'D 1



W13-3  
24" X 30"

TWO "U" POSTS PER SIGN

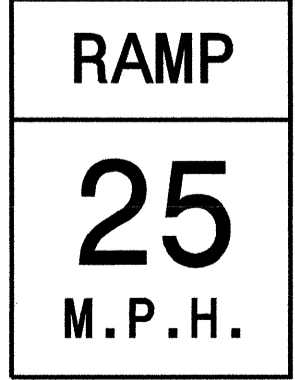
405 QUANTITY REQ'D 15



R4-7  
24" X 30"

ONE "U" POST PER SIGN


410 QUANTITY REQ'D 1



W13-3  
24" X 30"

TWO "U" POSTS PER SIGN


415 QUANTITY REQ'D 1



R3-1  
24" X 24"

ONE "U" POST PER SIGN


420 QUANTITY REQ'D 2



W9-2(R)  
48" X 48"

TWO "U" POSTS PER SIGN

425 QUANTITY REQ'D 1




R3-7 R  
30" X 30"




ONE "U" POST PER SIGN

**TYPE "E" SIGNS**

APPROVED: *Tim Arey*  
DATE: 04/01/14





501 QUANTITY REQ'D 3  
509  
510

**NORTH** M3-1 24 x 12  
  
**295** M1-5B 24 x 24  
  
 M6-1 21 x 15



ONE "U" POST PER SIGN

506 QUANTITY REQ'D 2  
514

**NORTH** M3-1 24 x 12  
  
**295** M1-5B 24 x 24  




ONE "U" POST PER SIGN

502 QUANTITY REQ'D 4  
511  
512  
513

**JCT** M3-1 24 x 12  
  
**295** M1-5B 24 x 24  








ONE "U" POST PER SIGN

507 QUANTITY REQ'D 1

**SOUTH** M3-3 24 x 12  
  
**295** M1-5B 24 x 24  





ONE "U" POST PER SIGN

503 QUANTITY REQ'D 1

**NORTH** M3-1 24 x 12  
  
**SOUTH** M3-3 24 x 12  
  
**295** M1-5B 24 x 24  
  
  
 M6-3 21 x 15  
 M6-1 21 x 15






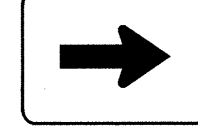
TWO "U" POSTS PER SIGN

508 QUANTITY REQ'D 1

**SOUTH** M3-3 24 x 12  
  
**295** M1-5B 24 x 24  
  
 M6-1 21 x 15




ONE "U" POST PER SIGN

504 QUANTITY REQ'D 1

**SOUTH** M3-3 24 x 12  
  
**NORTH** M3-1 24 x 12  
  
**295** M1-5B 24 x 24  
  
  
 M6-3 21 x 15  
 M6-1 21 x 15

TWO "U" POSTS PER SIGN


505 QUANTITY REQ'D 1

**NORTH** M3-1 24 x 12  
  
**295** M1-5B 24 x 24  
  
 M6-3 21 x 15

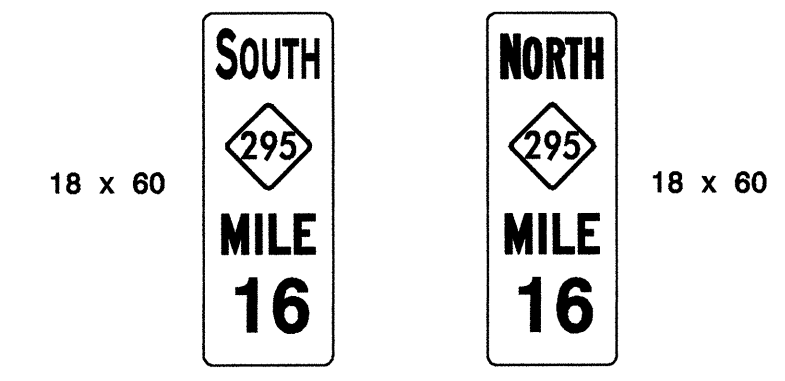
ONE "U" POST PER SIGN

**TYPE "F" SIGNS**

APPROVED: *Tim Arey*  
DATE: 04/01/14

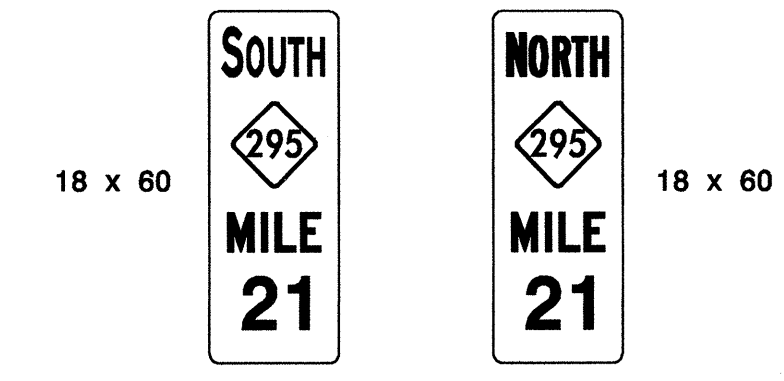


QUANTITY REQ'D: 1 SOUTH, 1 NORTH



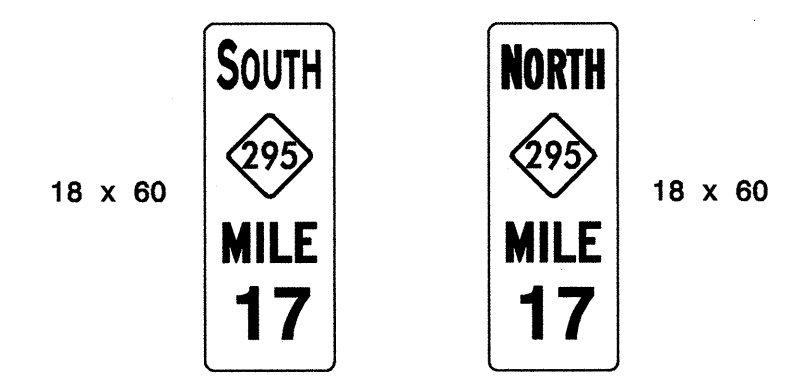
ONE "U" POST PER SIGN

QUANTITY REQ'D: 1 SOUTH, 1 NORTH



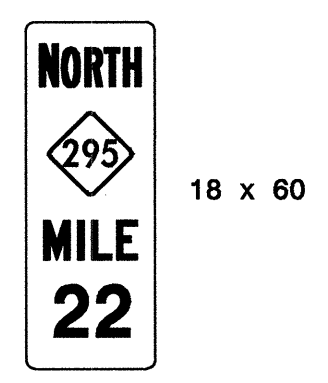
ONE "U" POST PER SIGN

QUANTITY REQ'D: 1 SOUTH, 1 NORTH



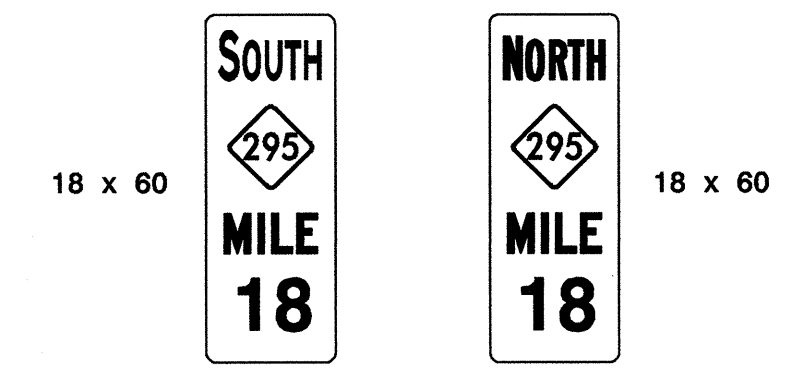
ONE "U" POST PER SIGN

QUANTITY REQ'D: 1 NORTH




ONE "U" POST PER SIGN

QUANTITY REQ'D: 1 SOUTH, 1 NORTH



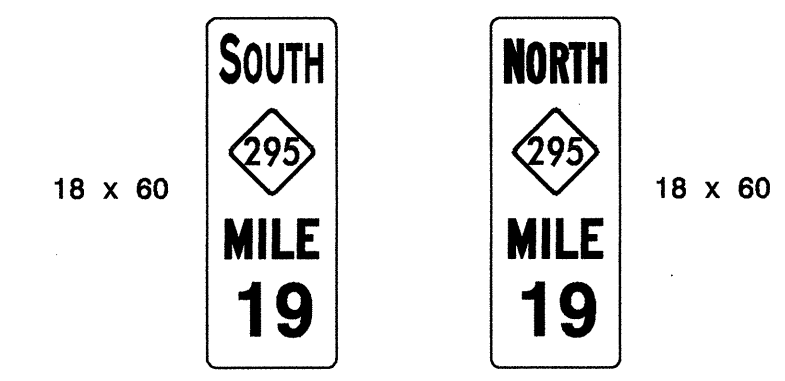
ONE "U" POST PER SIGN

QUANTITY REQ'D: 1 NORTH




ONE "U" POST PER SIGN

QUANTITY REQ'D: 1 SOUTH, 1 NORTH



ONE "U" POST PER SIGN

QUANTITY REQ'D: 1 SOUTH, 1 NORTH



ONE "U" POST PER SIGN

**MILEMARKERS**

APPROVED: *Jim Aug*  
DATE: 04/01/14

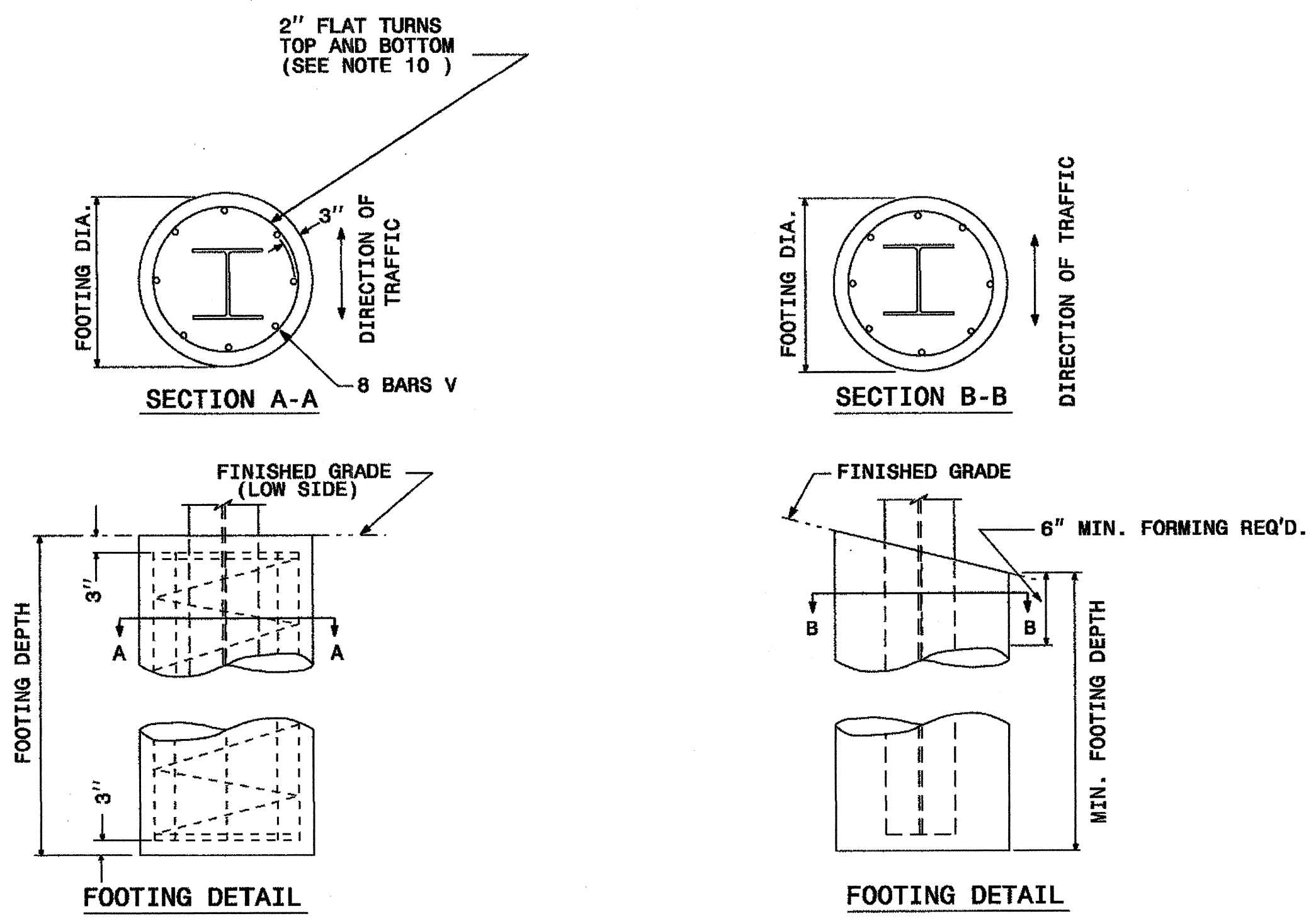


STATE OF NORTH CAROLINA  
DEPT. OF TRANSPORTATION  
DIVISION OF HIGHWAYS  
RALEIGH, N.C.

ENGLISH DETAIL DRAWING FOR  
**GROUND MOUNTED SIGN SUPPORTS**

SHEET 2 OF 3  
**903D10**

BEAM SHAPE	BOLT SIZE	SLIP BASE PLATE DATA								KEEPER PLATE DATA								HINGE CONNECTION DATA								BREAK AWAY SUPPORT WEIGHT CONSTANT LBS.
		A <sub>1</sub>	B <sub>1</sub>	C <sub>1</sub>	D <sub>1</sub>	E <sub>1</sub>	T <sub>1</sub>	R <sub>1</sub>	A <sub>2</sub>	B <sub>2</sub>	C <sub>2</sub>	D <sub>2</sub>	E <sub>2</sub>	R <sub>2</sub>	T <sub>2</sub>	BOLT SIZE	F	G	H	I	J	K	L	R <sub>3</sub>	T <sub>3</sub>	
S3X5.7	1/2"DIA. X 3"	7"	4"	1"	3/4"	2 1/2"	1"	9/32"	7"	4"	1"	3/4"	2 1/2"	9/32"	28 GAUGE	1/2"DIA. X 1 1/4"	2 1/4"	3 1/2"	4"	1 1/2"	1"	1 1/2"	2"	9/32"	3/8"	18
S4X7.7	1/2"DIA. X 3"	8"	4"	1"	3/4"	2 1/2"	1"	9/32"	8"	4"	1"	3/4"	2 1/2"	9/32"	28 GAUGE	1/2"DIA. X 1 1/4"	2 5/8"	3 1/2"	4"	1 1/2"	1"	1 1/2"	2"	9/32"	3/8"	20
W6X9	1/2"DIA. X 3"	10"	5"	1"	3/4"	3 1/2"	1"	9/32"	10"	5"	1"	3/4"	3 1/2"	9/32"	28 GAUGE	1/2"DIA. X 1 1/4"	4"	3 1/2"	4"	3/4"	1"	1 1/2"	2"	9/32"	3/8"	32
W6X12	5/8"DIA. X 3 3/4"	11"	5"	1 1/4"	7/8"	3 1/4"	1 1/4"	1 1/32"	11"	5"	1 1/4"	7/8"	3 1/4"	1 1/32"	28 GAUGE	5/8"DIA. X 2 1/4"	4"	4"	4 1/2"	3/4"	1 1/8"	5/8"	2 1/4"	1 1/32"	3/8"	39
W6X16	5/8"DIA. X 3 3/4"	12"	6"	1 1/4"	7/8"	4 1/4"	1 1/2"	1 1/32"	12"	6"	1 1/4"	7/8"	4 1/4"	1 1/32"	28 GAUGE	5/8"DIA. X 2 1/2"	4"	4"	4 1/2"	3/4"	1 1/8"	5/8"	2 1/4"	1 1/32"	1/2"	47
W8X18	5/8"DIA. X 4 1/4"	13 1/2"	6 1/2"	1 1/4"	7/8"	4 3/4"	1 1/2"	1 1/32"	13 1/2"	6 1/2"	1 1/4"	7/8"	4 3/4"	1 1/32"	28 GAUGE	5/8"DIA. X 2 1/2"	5 1/4"	4"	4 1/2"	1"	1 1/8"	5/8"	2 1/4"	1 1/32"	1/2"	70
W8X21	3/4"DIA. X 4 1/4"	14"	7"	1 1/2"	1"	5"	1 1/2"	1 1/32"	14"	7"	1 1/2"	1"	5"	1 1/32"	28 GAUGE	3/4"DIA. X 2 3/4"	5 1/4"	6"	7"	1"	1 3/4"	3/4"	3 1/2"	1 1/32"	1/2"	73
W10X22	3/4"DIA. X 4 1/4"	16"	8"	1 1/2"	1"	6"	1 1/2"	1 1/32"	16"	8"	1 1/2"	1"	6"	1 1/32"	28 GAUGE	3/4"DIA. X 2 3/4"	5 3/4"	6"	7"	1"	1 3/4"	3/4"	3 1/2"	1 1/32"	1/2"	119
W10X26	3/4"DIA. X 4 3/4"	16 1/2"	8"	1 1/2"	1"	6"	1 3/4"	1 1/32"	16 1/2"	8"	1 1/2"	1"	6"	1 1/32"	28 GAUGE	3/4"DIA. X 2 3/4"	5 3/4"	6"	7"	1"	1 3/4"	3/4"	3 1/2"	1 1/32"	5/8"	140
W12X26	3/4"DIA. X 4 3/4"	18 1/2"	9"	1 1/2"	1"	7"	1 3/4"	1 1/32"	18 1/2"	9"	1 1/2"	1"	7"	1 1/32"	28 GAUGE	3/4"DIA. X 2 3/4"	6 1/2"	6"	7"	1"	1 3/4"	3/4"	3 1/2"	1 1/32"	5/8"	176
W14X30	1"DIA. X 5"	22"	9"	2"	1 1/2"	6"	2"	1 1/32"	22"	9"	2"	1 1/2"	6"	1 1/32"	28 GAUGE	1"DIA. X 3"	6 3/4"	7"	8"	1 1/4"	2"	1"	4"	1 1/32"	5/8"	205
W16X31	1"DIA. X 5"	24"	9"	2"	1 1/2"	6"	2"	1 1/32"	24"	9"	2"	1 1/2"	6"	1 1/32"	28 GAUGE	1"DIA. X 3 1/4"	5 1/2"	7"	8"	1 1/4"	2"	1"	4"	1 1/32"	3/4"	223
W18X35	1"DIA. X 5"	25"	9"	2"	1 1/2"	6"	2"	1 1/32"	25"	9"	2"	1 1/2"	6"	1 1/32"	28 GAUGE	1"DIA. X 3 1/4"	6"	7"	8"	1 1/4"	2"	1"	4"	1 1/32"	3/4"	243
W18X40	1"DIA. X 5 1/2"	26"	9"	2"	1 1/2"	6"	2 1/4"	1 1/32"	26"	9"	2"	1 1/2"	6"	1 1/32"	28 GAUGE	1"DIA. X 3 3/4"	6"	7"	8"	1 1/4"	2"	1"	4"	1 1/32"	7/8"	278
W21X44	1"DIA. X 5 1/2"	29"	9"	2"	1 1/2"	6"	2 1/2"	1 1/32"	29"	9"	2"	1 1/2"	6"	1 1/32"	28 GAUGE	1"DIA. X 3 3/4"	6 1/2"	7"	8"	1 1/4"	2"	1"	4"	1 1/32"	7/8"	310



FOOTING DIAMETER	REINFORCEMENT	SPIRAL BAR
1' 6"	8 # 6 BARS	#3 BAR, 6" PITCH
2'	8 # 7 BARS	#3 BAR, 6" PITCH
2' 6"	8 # 9 BARS	#3 BAR, 6" PITCH
3'	8 # 11 BARS	#3 BAR, 6" PITCH
3' 6"	8 # 12 BARS	#3 BAR, 6" PITCH
4'	8 # 14 BARS	#3 BAR, 6" PITCH


\* FOUNDATION DIMENSIONS ARE SHOWN IN PLANS

STATE OF NORTH CAROLINA  
DEPT. OF TRANSPORTATION  
DIVISION OF HIGHWAYS  
RALEIGH, N.C.

ENGLISH DETAIL DRAWING FOR  
**GROUND MOUNTED SIGN SUPPORTS**

SHEET 2 OF 3  
**903D10**

APPROVED: *Tim Arey*  
DATE: 04/01/14



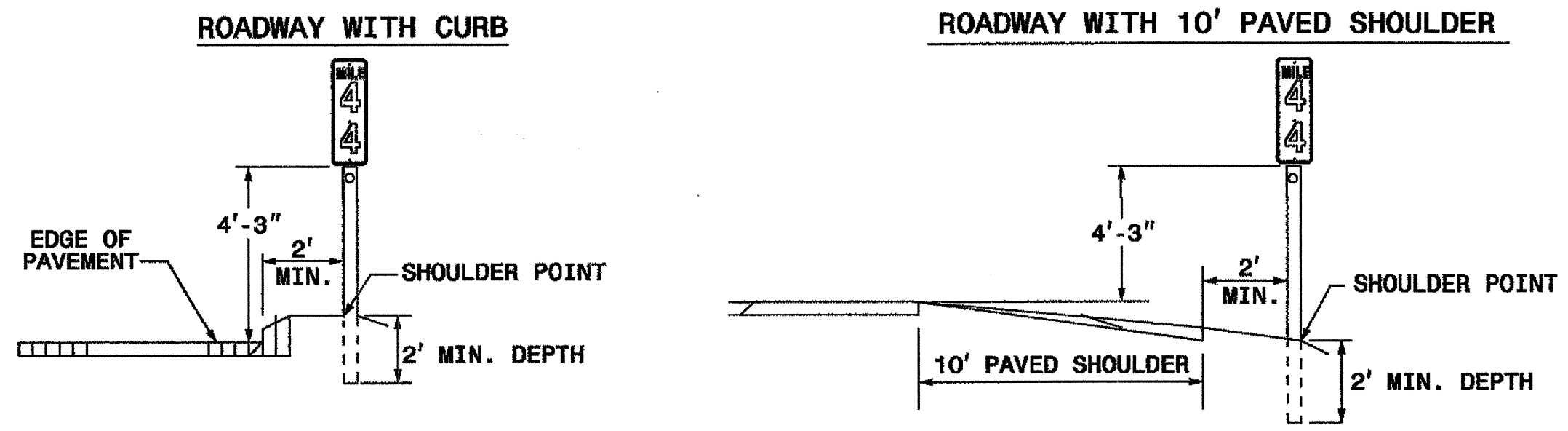
STATE OF NORTH CAROLINA  
DEPT. OF TRANSPORTATION  
DIVISION OF HIGHWAYS  
RALEIGH, N.C.

1-12

ENGLISH STANDARD DRAWING FOR  
MILEPOST AND PLACEMENT

SHEET 1 OF 1  
**904D40**

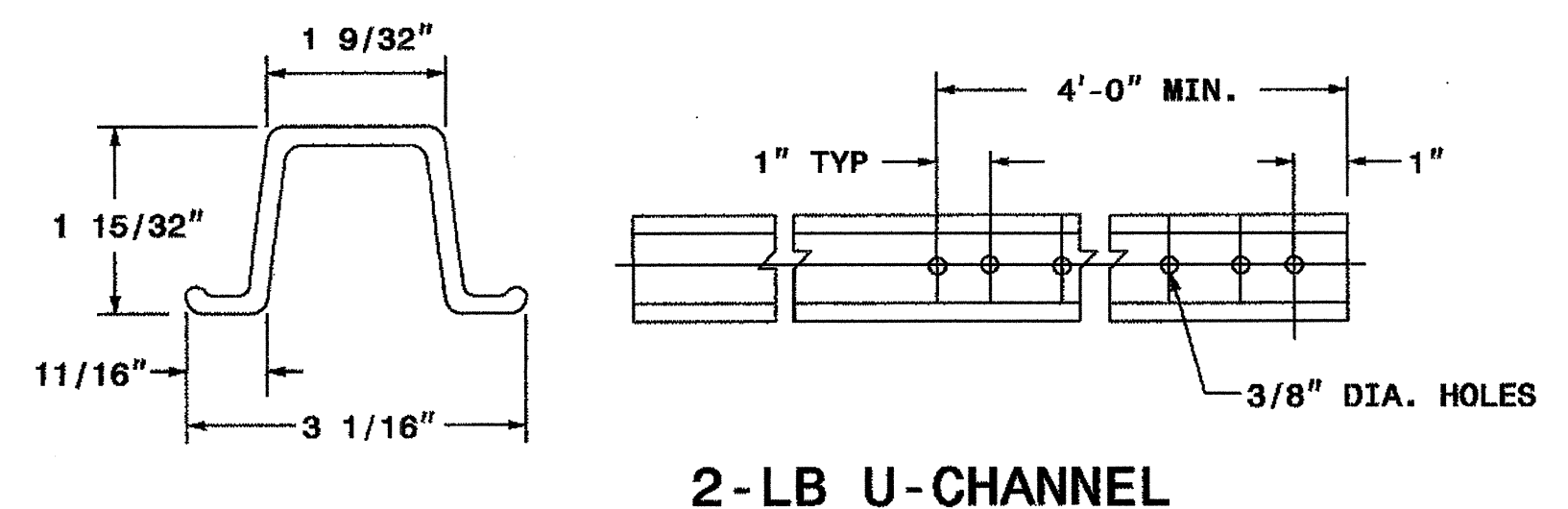
**MILEPOST PLACEMENT**



NOTES:

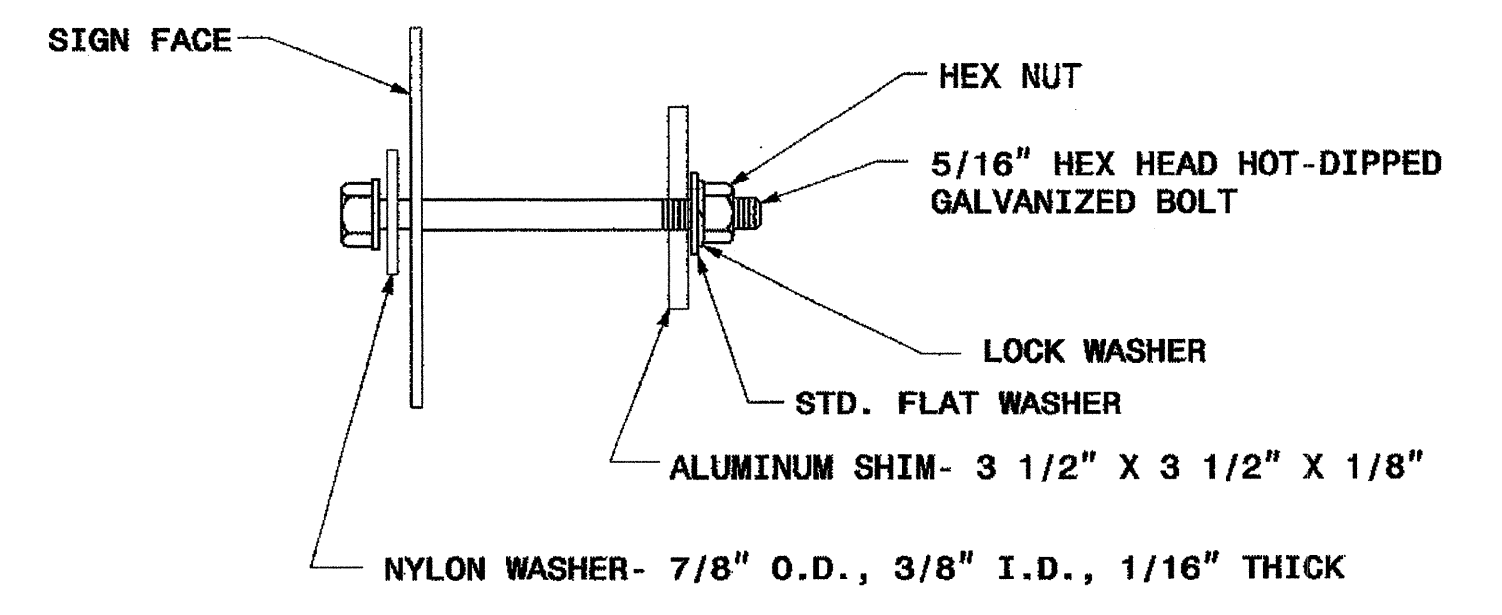
1. A MILEPOST SIGN SHALL CONSIST OF ONE (1) 12" X 24", 12" X 36" OR 12" X 48" SIGN PANEL. AN ENHANCE REFERENCE LOCATION SIGN SHALL CONSIST OF ONE (1) 18" X 54" SIGN PANEL. AN INTERMEDIATE ENHANCE REFERENCE LOCATION SIGN SHALL CONSIST OF ONE (1) 18" X 60" SIGN PANEL.
2. FABRICATE SIGNS FROM .080" SHEET ALUMINUM. EACH SIGN SHALL HAVE SILVER STUCK-ON MESSAGE AND BORDER ON GREEN BACKGROUND. MESSAGE, BORDER AND BACKGROUND TO BE REFLECTORIZED.
3. MILEPOST AND ENHANCE REFERENCE LOCATION SIGNS REQUIRE ONE (1) 2-LB GALVANIZED STEEL U-CHANNEL POST. THE POST'S LENGTH MUST MEET THE REQUIREMENTS SHOWN IN THESE STANDARDS.
4. POSTS SHALL BE DRIVEN. THE TOP OF POST SHALL NOT PROJECT ABOVE THE TOP OF SIGN.
5. ATTACH EACH SIGN TO THE WIDE FACE (FLANGES) OF THE POST BY MEANS OF THE FOLLOWING COMBINATION- 5/16" HEX HEAD BOLT, NYLON WASHER, SHIM, FLAT WASHER, LOCK WASHER, HEX NUT. FULL CONTACT BETWEEN THE SIGN AND THE POST SHALL BE ACHIEVED. NO BUCKLING OF THE SIGN WILL BE PERMITTED.
6. PLACE MILEPOST SIGNS AT THE SHOULDER POINT UNLESS THE ENGINEER DIRECTS OTHERWISE.

**POST DETAILS**



2-LB U-CHANNEL

**FASTENER**



STATE OF NORTH CAROLINA  
DEPT. OF TRANSPORTATION  
DIVISION OF HIGHWAYS  
RALEIGH, N.C.

1-12

ENGLISH STANDARD DRAWING FOR  
MILEPOST AND PLACEMENT

SHEET 1 OF 1  
**904D40**

**REVISED ROADWAY STANDARD  
DRAWING 904D40**

APPROVED: *Jim Gray*  
DATE: 04/01/14



SIGN NUMBER: 1A,2A,3A TYPE: A QUANTITY: 3  
 BACKG COLOR: Green COPY COLOR: White  
 DESIGN BY: none CHECKED BY: CHECKED PROJECT ID: ID DIV: DIV DATE: Dec 09, 2013

SYMBOL	X	Y	WID	HT
NC363A	43.5	150.6	36	36
M1_1	120	150.6	36	36
NC242	265.6	151.1	36	36
NC242	337.6	151.1	36	36

SIGN WIDTH: 15'-6" HEIGHT: 2'-6" TOTAL AREA: 38.8 Sq.Ft.  
 BORDER TYPE: FLUSH RECESS: 0" WIDTH: 2" RADII: 6"  
 NO. Z BARS: 2 LENGTH: 178.0 MAT'L: 0.125" (3.2 mm) ALUMINUM

- USE NOTES: 1, 4  
 1. Legend and border shall be direct applied Grade A reflective sheeting.  
 2. Legend and border shall be direct applied non-reflective sheeting.  
 3. Shields shall be Grade A reflective sheeting on 0.032" (0.8mm) aluminum and demountable.  
 4. Background shall be Grade C reflective sheeting.  
 5. Background shall be Type I reflective sheeting.  
 6. Center arrow(s) vertically on sign.  
 7. Bottom panel shall be yellow Type III sheeting. Legend shall be direct applied black non-reflective sheeting. Yellow panel is:

LETTER POSITIONS

Letter locations are panel edge to lower left corner

Series/Size	Text	Length
E 2000	EXITS 21 A-B-C	135.5

FILENAME: U2519CB\_SGN\_Guidesgn\_English NORTH CAROLINA D.O.T. SIGN DETAIL

SIGN NUMBER: 2B TYPE: A QUANTITY: 1  
 BACKG COLOR: Green COPY COLOR: White  
 DESIGN BY: none CHECKED BY: CHECKED PROJECT ID: ID DIV: DIV DATE: Mar 23, 2014

SYMBOL	X	Y	WID	HT
NC363A	43.5	150.6	36	36
M1_1	120	150.6	36	36
NC242	265.6	151.1	36	36
NC242	337.6	151.1	36	36

SIGN WIDTH: 38'-6" HEIGHT: 18'-6" TOTAL AREA: 712.3 Sq.Ft.  
 BORDER TYPE: FLUSH RECESS: 0" WIDTH: 2" RADII: 12"  
 NO. Z BARS: 6 LENGTH: 454.0 MAT'L: 0.125" (3.2 mm) ALUMINUM

- USE NOTES: 1, 3, 4  
 1. Legend and border shall be direct applied Grade A reflective sheeting.  
 2. Legend and border shall be direct applied non-reflective sheeting.  
 3. Shields shall be Grade A reflective sheeting on 0.032" (0.8mm) aluminum and demountable.  
 4. Background shall be Grade C reflective sheeting.  
 5. Background shall be Type I reflective sheeting.  
 6. Center arrow(s) vertically on sign.  
 7. Bottom panel shall be yellow Type III sheeting. Legend shall be direct applied black non-reflective sheeting. Yellow panel is:

LETTER POSITIONS

Letter locations are panel edge to lower left corner

Series/Size	Text	Length
E 2000	NORTH TO	59.9
E 2000	EAST SOUTH	26
E 2000	295 95	46.4
E 2000	24 87	59.8
EM 2000	All American Fwy	231.7
EM 2000	Bragg Blvd	136.8
E 2000	1/2 MILE	70.1

FILENAME: U2519CB\_SGN\_Guidesgn\_English NORTH CAROLINA D.O.T. SIGN DETAIL

SIGN NUMBER: 1B TYPE: A QUANTITY: 1  
 BACKG COLOR: Green COPY COLOR: White  
 DESIGN BY: none CHECKED BY: CHECKED PROJECT ID: ID DIV: DIV DATE: Dec 09, 2013

SYMBOL	X	Y	WID	HT
NC363A	43.5	150.6	36	36
M1_1	120	150.6	36	36
NC242	265.6	151.1	36	36
NC242	337.6	151.1	36	36

SIGN WIDTH: 38'-6" HEIGHT: 18'-6" TOTAL AREA: 712.3 Sq.Ft.  
 BORDER TYPE: FLUSH RECESS: 0" WIDTH: 2" RADII: 12"  
 NO. Z BARS: 6 LENGTH: 454.0 MAT'L: 0.125" (3.2 mm) ALUMINUM

- USE NOTES: 1, 3, 4  
 1. Legend and border shall be direct applied Grade A reflective sheeting.  
 2. Legend and border shall be direct applied non-reflective sheeting.  
 3. Shields shall be Grade A reflective sheeting on 0.032" (0.8mm) aluminum and demountable.  
 4. Background shall be Grade C reflective sheeting.  
 5. Background shall be Type I reflective sheeting.  
 6. Center arrow(s) vertically on sign.  
 7. Bottom panel shall be yellow Type III sheeting. Legend shall be direct applied black non-reflective sheeting. Yellow panel is:

LETTER POSITIONS

Letter locations are panel edge to lower left corner

Series/Size	Text	Length
E 2000	NORTH TO	59.9
E 2000	EAST SOUTH	26
E 2000	295 95	46.4
E 2000	24 87	59.8
EM 2000	All American Fwy	231.7
EM 2000	Bragg Blvd	136.8
E 2000	1 MILE	52.6

FILENAME: U2519CB\_SGN\_Guidesgn\_English NORTH CAROLINA D.O.T. SIGN DETAIL

SIGN NUMBER: 3B TYPE: A QUANTITY: 1  
 BACKG COLOR: Green COPY COLOR: White  
 DESIGN BY: none CHECKED BY: CHECKED PROJECT ID: ID DIV: DIV DATE: Dec 16, 2013

SYMBOL	X	Y	WID	HT
NC363A	43.5	150.6	36	36
M1_1	120	150.6	36	36
NC242	265.6	133.1	36	36
NC242	337.6	133.1	36	36

SIGN WIDTH: 38'-6" HEIGHT: 17'-6" TOTAL AREA: 673.8 Sq.Ft.  
 BORDER TYPE: FLUSH RECESS: 0" WIDTH: 2" RADII: 12"  
 NO. Z BARS: 6 LENGTH: 454.0 MAT'L: 0.125" (3.2 mm) ALUMINUM

- USE NOTES: 1, 3, 4  
 1. Legend and border shall be direct applied Grade A reflective sheeting.  
 2. Legend and border shall be direct applied non-reflective sheeting.  
 3. Shields shall be Grade A reflective sheeting on 0.032" (0.8mm) aluminum and demountable.  
 4. Background shall be Grade C reflective sheeting.  
 5. Background shall be Type I reflective sheeting.  
 6. Center arrow(s) vertically on sign.  
 7. Bottom panel shall be yellow Type III sheeting. Legend shall be direct applied black non-reflective sheeting. Yellow panel is:

LETTER POSITIONS

Letter locations are panel edge to lower left corner

Series/Size	Text	Length
E 2000	NORTH TO	59.9
E 2000	EAST SOUTH	26
E 2000	295 95	46.4
E 2000	24 87	59.8
EM 2000	All American Fwy	231.7
EM 2000	Bragg Blvd	136.8

FILENAME: U2519CB\_SGN\_Guidesgn\_English NORTH CAROLINA D.O.T. SIGN DETAIL



APPROVED: *Jim Gray*

DATE: 04/01/14

SEAL

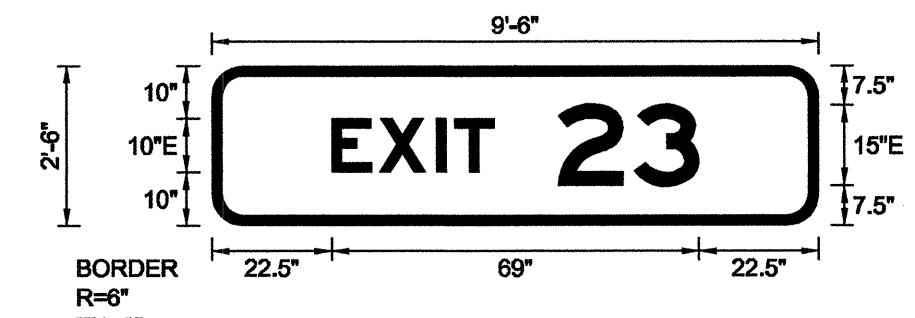


SIGN NUMBER: 4A  
 TYPE: B  
 QUANTITY: 1  
 SIGN WIDTH: 9'-6"  
 HEIGHT: 2'-6"  
 TOTAL AREA: 23.8 Sq.Ft.  
 BORDER TYPE: FLUSH  
 RECESS: 0"  
 WIDTH: 2"  
 RADII: 6"  
 NO. Z BARS: 2  
 LENGTH: 106.0

BACKG COLOR: Green  
 COPY COLOR: White

SYMBOL	X	Y	WID	HT

DESIGN BY: none  
 CHECKED BY: CHECKED  
 PROJECT ID: ID  
 DIV: DIV  
 DATE: Jul 27, 2013



- USE NOTES: 1, 4
- Legend and border shall be direct applied Grade A reflective sheeting.
  - Legend and border shall be direct applied non-reflective sheeting.
  - Shields shall be Grade A reflective sheeting on 0.032" (0.8mm) aluminum and demountable.
  - Background shall be Grade C reflective sheeting.
  - Background shall be Type I reflective sheeting.
  - Center arrow(s) vertically on sign.
  - Bottom panel shall be yellow Type III sheeting. Legend shall be direct applied black non-reflective sheeting. Yellow panel is:
- Spacing Factor is 1 unless specified otherwise

LETTER POSITIONS

Letter locations are panel edge to lower left corner

E	X	I	T	2	3	Series/Size	Text Length
22.5	31.4	42.1	45.6	65.1	79.4	E 2000	69


FILENAME: U2519CB\_SGN\_GuideSign\_Engliah NORTH CAROLINA D.O.T. SIGN DETAIL

SIGN NUMBER: 5A  
 TYPE: B  
 QUANTITY: 1  
 SIGN WIDTH: 11'-6"  
 HEIGHT: 2'-6"  
 TOTAL AREA: 28.8 Sq.Ft.  
 BORDER TYPE: FLUSH  
 RECESS: 0"  
 WIDTH: 2"  
 RADII: 6"  
 NO. Z BARS: 2  
 LENGTH: 130.0

BACKG COLOR: Green  
 COPY COLOR: White

SYMBOL	X	Y	WID	HT

DESIGN BY: none  
 CHECKED BY: CHECKED  
 PROJECT ID: ID  
 DIV: DIV  
 DATE: Dec 09, 2013



- USE NOTES: 1, 4
- Legend and border shall be direct applied Grade A reflective sheeting.
  - Legend and border shall be direct applied non-reflective sheeting.
  - Shields shall be Grade A reflective sheeting on 0.032" (0.8mm) aluminum and demountable.
  - Background shall be Grade C reflective sheeting.
  - Background shall be Type I reflective sheeting.
  - Center arrow(s) vertically on sign.
  - Bottom panel shall be yellow Type III sheeting. Legend shall be direct applied black non-reflective sheeting. Yellow panel is:
- Spacing Factor is 1 unless specified otherwise

LETTER POSITIONS

Letter locations are panel edge to lower left corner

E	X	I	T	2	1	C	Series/Size	Text Length
28.3	37.2	47.9	51.4	70.9	85.6	97.6	E 2000	81.5


FILENAME: U2519CB\_SGN\_GuideSign\_Engliah NORTH CAROLINA D.O.T. SIGN DETAIL

SIGN NUMBER: 4B  
 TYPE: A  
 QUANTITY: 1  
 SIGN WIDTH: 18'-0"  
 HEIGHT: 15'-0"  
 TOTAL AREA: 270.0 Sq.Ft.  
 BORDER TYPE: FLUSH  
 RECESS: 0"  
 WIDTH: 2"  
 RADII: 12"  
 NO. Z BARS: 6  
 LENGTH: 208.0

BACKG COLOR: Green  
 COPY COLOR: White

SYMBOL	X	Y	WID	HT
NC242	23.2	99.7	36	36
NC242	95.2	99.7	36	36
NC363B	163.2	99.7	36	36

DESIGN BY: none  
 CHECKED BY: CHECKED  
 PROJECT ID: ID  
 DIV: DIV  
 DATE: Jul 27, 2013



- USE NOTES: 1, 3, 4
- Legend and border shall be direct applied Grade A reflective sheeting.
  - Legend and border shall be direct applied non-reflective sheeting.
  - Shields shall be Grade A reflective sheeting on 0.032" (0.8mm) aluminum and demountable.
  - Background shall be Grade C reflective sheeting.
  - Background shall be Type I reflective sheeting.
  - Center arrow(s) vertically on sign.
  - Bottom panel shall be yellow Type III sheeting. Legend shall be direct applied black non-reflective sheeting. Yellow panel is:
- Spacing Factor is 1 unless specified otherwise

LETTER POSITIONS

Letter locations are panel edge to lower left corner

W	E	S	T	Series/Size	Text Length							
16.8	34.8	45.5	56.5	E 2000	48.8							
N	O	R	T	H	E 2000	59.9						
M	u	r	c	h	i	s	o	n	R	d	EM 2000	170.9
S	p	r	i	n	g	L	a	k	e	EM 2000	152.5	
1	1/2	M	I	L	E	S	E 2000	99.1				

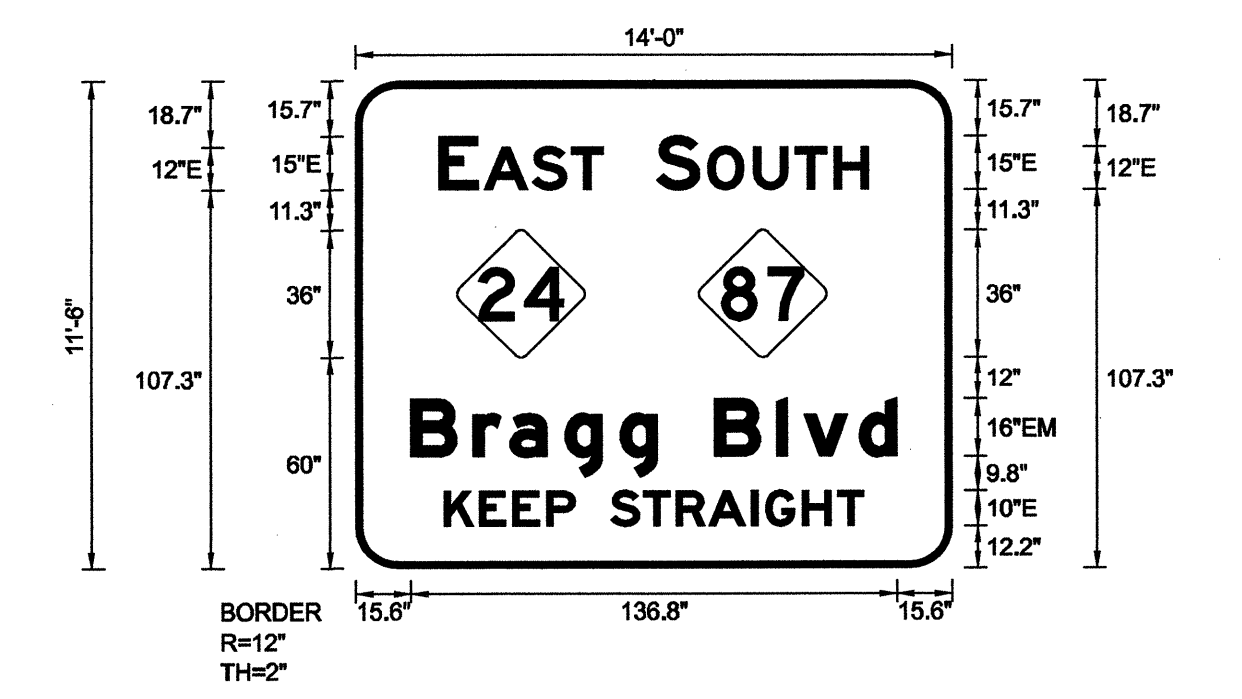
FILENAME: U2519CB\_SGN\_GuideSign\_Engliah NORTH CAROLINA D.O.T. SIGN DETAIL

SIGN NUMBER: 5B  
 TYPE: A  
 QUANTITY: 1  
 SIGN WIDTH: 14'-0"  
 HEIGHT: 11'-6"  
 TOTAL AREA: 161.0 Sq.Ft.  
 BORDER TYPE: FLUSH  
 RECESS: 0"  
 WIDTH: 2"  
 RADII: 12"  
 NO. Z BARS: 3  
 LENGTH: 160.0

BACKG COLOR: Green  
 COPY COLOR: White

SYMBOL	X	Y	WID	HT
NC362	28.6	60	36	36
NC362	96.7	60	36	36

DESIGN BY: none  
 CHECKED BY: CHECKED  
 PROJECT ID: ID  
 DIV: DIV  
 DATE: Jul 27, 2013



- USE NOTES: 1, 3, 4
- Legend and border shall be direct applied Grade A reflective sheeting.
  - Legend and border shall be direct applied non-reflective sheeting.
  - Shields shall be Grade A reflective sheeting on 0.032" (0.8mm) aluminum and demountable.
  - Background shall be Grade C reflective sheeting.
  - Background shall be Type I reflective sheeting.
  - Center arrow(s) vertically on sign.
  - Bottom panel shall be yellow Type III sheeting. Legend shall be direct applied black non-reflective sheeting. Yellow panel is:
- Spacing Factor is 1 unless specified otherwise

LETTER POSITIONS

Letter locations are panel edge to lower left corner

E	A	S	T	Series/Size	Text Length								
23.4	36.2	49.8	60.8	E 2000	46.4								
S	O	U	T	H	E 2000	59.8							
B	r	a	g	g	B	l	v	d	EM 2000	136.8			
K	E	E	P	S	T	R	A	I	G	H	T	E 2000	118.3

FILENAME: U2519CB\_SGN\_GuideSign\_Engliah NORTH CAROLINA D.O.T. SIGN DETAIL

APPROVED: *Jim Gray*  
DATE: 04/01/14



**SIGN NUMBER:** 6A **BACKG COLOR:** Green  
**TYPE:** B **COPY COLOR:** White  
**QUANTITY:** 1

SYMBOL	X	Y	WID	HT

**SIGN WIDTH:** 11'-6"  
**HEIGHT:** 2'-6"  
**TOTAL AREA:** 28.8 Sq.Ft.

**BORDER TYPE:** FLUSH  
**RECESS:** 0"  
**WIDTH:** 2"  
**RADII:** 6"

**NO. Z BARS:** 2 **MAT'L:** 0.125" (3.2 mm) ALUMINUM  
**LENGTH:** 130.0

**DESIGN BY:** none **CHECKED BY:** CHECKED  
**PROJECT ID:** ID **DIV:** DIV **DATE:** Dec 09, 2013

**USE NOTES:** 1, 4  
1. Legend and border shall be direct applied Grade A reflective sheeting.  
2. Legend and border shall be direct applied non-reflective sheeting.  
3. Shields shall be Grade A reflective sheeting on 0.032" (0.8mm) aluminum and demountable.  
4. Background shall be Grade C reflective sheeting.  
5. Background shall be Type I reflective sheeting.  
6. Center arrow(s) vertically on sign.  
7. Bottom panel shall be yellow Type III sheeting. Legend shall be direct applied black non-reflective sheeting. Yellow panel is:

Spacing Factor is 1 unless specified otherwise

**LETTER POSITIONS**

Letter locations are panel edge to lower left corner											Series/Size
E	X	I	T	2	1	B					Text Length
28.3	37.2	47.9	51.4	70.9	85.6	97.6					E 2000
											81.5

FILENAME: U2519CB\_SGN\_Guidesign\_Engl1sh NORTH CAROLINA D.O.T. SIGN DETAIL

**SIGN NUMBER:** 7A **BACKG COLOR:** Green  
**TYPE:** B **COPY COLOR:** White  
**QUANTITY:** 1

SYMBOL	X	Y	WID	HT

**SIGN WIDTH:** 11'-6"  
**HEIGHT:** 2'-6"  
**TOTAL AREA:** 28.8 Sq.Ft.

**BORDER TYPE:** FLUSH  
**RECESS:** 0"  
**WIDTH:** 2"  
**RADII:** 6"

**NO. Z BARS:** 2 **MAT'L:** 0.125" (3.2 mm) ALUMINUM  
**LENGTH:** 130.0

**DESIGN BY:** none **CHECKED BY:** CHECKED  
**PROJECT ID:** ID **DIV:** DIV **DATE:** Dec 09, 2013

**USE NOTES:** 1, 4  
1. Legend and border shall be direct applied Grade A reflective sheeting.  
2. Legend and border shall be direct applied non-reflective sheeting.  
3. Shields shall be Grade A reflective sheeting on 0.032" (0.8mm) aluminum and demountable.  
4. Background shall be Grade C reflective sheeting.  
5. Background shall be Type I reflective sheeting.  
6. Center arrow(s) vertically on sign.  
7. Bottom panel shall be yellow Type III sheeting. Legend shall be direct applied black non-reflective sheeting. Yellow panel is:

Spacing Factor is 1 unless specified otherwise

**LETTER POSITIONS**

Letter locations are panel edge to lower left corner											Series/Size
E	X	I	T	2	1	A					Text Length
26.7	35.6	46.3	49.8	69.3	84	96					E 2000
											84.6

FILENAME: U2519CB\_SGN\_Guidesign\_Engl1sh NORTH CAROLINA D.O.T. SIGN DETAIL

**SIGN NUMBER:** 6B **BACKG COLOR:** Green  
**TYPE:** A **COPY COLOR:** White  
**QUANTITY:** 1

SYMBOL	X	Y	WID	HT

**SIGN WIDTH:** 22'-0"  
**HEIGHT:** 9'-0"  
**TOTAL AREA:** 198.0 Sq.Ft.

**BORDER TYPE:** FLUSH  
**RECESS:** 0"  
**WIDTH:** 2"  
**RADII:** 12"

**NO. Z BARS:** 3 **MAT'L:** 0.125" (3.2 mm) ALUMINUM  
**LENGTH:** 256.0

**DESIGN BY:** none **CHECKED BY:** CHECKED  
**PROJECT ID:** ID **DIV:** DIV **DATE:** Jul 27, 2013

**USE NOTES:** 1, 4  
1. Legend and border shall be direct applied Grade A reflective sheeting.  
2. Legend and border shall be direct applied non-reflective sheeting.  
3. Shields shall be Grade A reflective sheeting on 0.032" (0.8mm) aluminum and demountable.  
4. Background shall be Grade C reflective sheeting.  
5. Background shall be Type I reflective sheeting.  
6. Center arrow(s) vertically on sign.  
7. Bottom panel shall be yellow Type III sheeting. Legend shall be direct applied black non-reflective sheeting. Yellow panel is:

Spacing Factor is 1 unless specified otherwise

**LETTER POSITIONS**

Letter locations are panel edge to lower left corner																			Series/Size		
A	1	I	A	m	e	r	i	c	a	n	F	w	y						Text Length		
16.2	36.2	45.8	49	65	85	107.5	123	134.9	143	157.1	174.1	184.6	200.6	215	234.2						EM 2000
																			231.7		
																			E 2000		
102	117.3	130.2	141.2	152.3															59.9		
																			E 2000		
97	133.9	145.9	150.3	159.5															70.1		

FILENAME: U2519CB\_SGN\_Guidesign\_Engl1sh NORTH CAROLINA D.O.T. SIGN DETAIL

**SIGN NUMBER:** 7B **BACKG COLOR:** Green  
**TYPE:** A **COPY COLOR:** White  
**QUANTITY:** 1

SYMBOL	X	Y	WID	HT
ARMED	266.1	28	22.4	35.3

**SIGN WIDTH:** 26'-0"  
**HEIGHT:** 7'-0"  
**TOTAL AREA:** 182.0 Sq.Ft.

**BORDER TYPE:** FLUSH  
**RECESS:** 0"  
**WIDTH:** 2"  
**RADII:** 12"

**NO. Z BARS:** 2 **MAT'L:** 0.125" (3.2 mm) ALUMINUM  
**LENGTH:** 304.0

**DESIGN BY:** none **CHECKED BY:** CHECKED  
**PROJECT ID:** ID **DIV:** DIV **DATE:** Jul 27, 2013

**USE NOTES:** 1, 4  
1. Legend and border shall be direct applied Grade A reflective sheeting.  
2. Legend and border shall be direct applied non-reflective sheeting.  
3. Shields shall be Grade A reflective sheeting on 0.032" (0.8mm) aluminum and demountable.  
4. Background shall be Grade C reflective sheeting.  
5. Background shall be Type I reflective sheeting.  
6. Center arrow(s) vertically on sign.  
7. Bottom panel shall be yellow Type III sheeting. Legend shall be direct applied black non-reflective sheeting. Yellow panel is:


Spacing Factor is 1 unless specified otherwise

**LETTER POSITIONS**

Letter locations are panel edge to lower left corner																			Series/Size		
A	1	I	A	m	e	r	i	c	a	n	F	w	y						Text Length		
18.4	38.4	48	51.2	67.2	87.2	109.8	125.3	137.1	145.3	159.4	176.3	186.9	202.9	217.3	236.5						EM 2000
																			231.7		
																			E 2000		
103.9	119.3	132.1	143.9	154.9															60.7		

FILENAME: U2519CB\_SGN\_Guidesign\_Engl1sh NORTH CAROLINA D.O.T. SIGN DETAIL

APPROVED: *Jim Arey*  
 DATE: 04/01/14



**SIGN NUMBER:** 8  
**TYPE:** A  
**QUANTITY:** 1  
**BACKG COLOR:** Green  
**COPY COLOR:** White  
**DESIGN BY:** none  
**CHECKED BY:** CHECKED  
**PROJECT ID:** ID  
**DIV:** DIV  
**DATE:** Mar 23, 2014

SYMBOL	X	Y	WID	HT
NC363A	27	46.1	36	36
ARNDOWN	29	12.2	32.1	22

SIGN WIDTH: 7'-6"  
 HEIGHT: 10'-6"  
 TOTAL AREA: 78.8 Sq.Ft.  
 BORDER TYPE: FLUSH  
 RECESS: 0"  
 WIDTH: 2"  
 RADII: 12"  
 NO. Z BARS: 3  
 LENGTH: 82.0  
 MAT'L: 0.125" (3.2 mm) ALUMINUM

**USE NOTES:** 1, 3, 4, 6  
 1. Legend and border shall be direct applied Grade A reflective sheeting.  
 2. Legend and border shall be direct applied non-reflective sheeting.  
 3. Shields shall be Grade A reflective sheeting on 0.032" (0.8mm) aluminum and demountable.  
 4. Background shall be Grade C reflective sheeting.  
 5. Background shall be Type I reflective sheeting.  
 6. Center arrow(s) vertically on sign.  
 7. Bottom panel shall be yellow Type III sheeting. Legend shall be direct applied black non-reflective sheeting. Yellow panel is:

Spacing Factor is 1 unless specified otherwise

**LETTER POSITIONS**

Letter locations are panel edge to lower left corner						Series/Size	Text Length
S	O	U	T	H		E 2000	59.8
15.1	29.5	42.4	54.1	65.2			

FILENAME: U2519CB\_SGN\_Guidesign\_Englsh NORTH CAROLINA D.O.T. SIGN DETAIL

**SIGN NUMBER:** 10,14  
**TYPE:** A  
**QUANTITY:** 1  
**BACKG COLOR:** Green  
**COPY COLOR:** White  
**DESIGN BY:** none  
**CHECKED BY:** CHECKED  
**PROJECT ID:** ID  
**DIV:** DIV  
**DATE:** Mar 23, 2014

SYMBOL	X	Y	WID	HT
NC363A	49.6	44	36	36
ARNDOWN	17	10.6	32.1	22
ARNDOWN	161	10.6	32.1	22

SIGN WIDTH: 17'-6"  
 HEIGHT: 8'-0"  
 TOTAL AREA: 140.0 Sq.Ft.  
 BORDER TYPE: FLUSH  
 RECESS: 0"  
 WIDTH: 2"  
 RADII: 12"  
 NO. Z BARS: 3  
 LENGTH: 202.0  
 MAT'L: 0.125" (3.2 mm) ALUMINUM

**USE NOTES:** 1, 3, 4  
 1. Legend and border shall be direct applied Grade A reflective sheeting.  
 2. Legend and border shall be direct applied non-reflective sheeting.  
 3. Shields shall be Grade A reflective sheeting on 0.032" (0.8mm) aluminum and demountable.  
 4. Background shall be Grade C reflective sheeting.  
 5. Background shall be Type I reflective sheeting.  
 6. Center arrow(s) vertically on sign.  
 7. Bottom panel shall be yellow Type III sheeting. Legend shall be direct applied black non-reflective sheeting. Yellow panel is:

Spacing Factor is 1 unless specified otherwise

**LETTER POSITIONS**

Letter locations are panel edge to lower left corner						Series/Size	Text Length
S	O	U	T	H		E 2000	59.8
100.6	115	127.9	139.6	150.7			

FILENAME: U2519CB\_SGN\_Guidesign\_Englsh NORTH CAROLINA D.O.T. SIGN DETAIL

**SIGN NUMBER:** 9  
**TYPE:** A  
**QUANTITY:** 1  
**BACKG COLOR:** Yellow  
**COPY COLOR:** Black  
**DESIGN BY:** none  
**CHECKED BY:** CHECKED  
**PROJECT ID:** ID  
**DIV:** DIV  
**DATE:** Dec 16, 2013

SYMBOL	X	Y	WID	HT
ARNDOWN	32	5	32.1	22

SIGN WIDTH: 8'-0"  
 HEIGHT: 9'-0"  
 TOTAL AREA: 72.0 Sq.Ft.  
 BORDER TYPE: FLUSH  
 RECESS: 0"  
 WIDTH: 2"  
 RADII: 12"  
 NO. Z BARS: 3  
 LENGTH: 88.0  
 MAT'L: 0.125" (3.2 mm) ALUMINUM

**USE NOTES:** 1, 4, 6  
 1. Legend and border shall be direct applied Grade A reflective sheeting.  
 2. Legend and border shall be direct applied non-reflective sheeting.  
 3. Shields shall be Grade A reflective sheeting on 0.032" (0.8mm) aluminum and demountable.  
 4. Background shall be Grade C reflective sheeting.  
 5. Background shall be Type I reflective sheeting.  
 6. Center arrow(s) vertically on sign.  
 7. Bottom panel shall be yellow Type III sheeting. Legend shall be direct applied black non-reflective sheeting. Yellow panel is:

Spacing Factor is 1 unless specified otherwise

**LETTER POSITIONS**

Letter locations are panel edge to lower left corner						Series/Size	Text Length
L	A	N	E			E 2000	57.6
19.2	31.7	49.5	65.6				
E	N	D	S			E 2000	57.2
19.4	33.7	49.7	64.4				
I	O	O	F	T		E 2000	72.4
11.8	18.2	30.7	43.1	65.2	75.2		

FILENAME: U2519CB\_SGN\_Guidesign\_Englsh NORTH CAROLINA D.O.T. SIGN DETAIL

**SIGN NUMBER:** 11  
**TYPE:** A  
**QUANTITY:** 1  
**BACKG COLOR:** Green  
**COPY COLOR:** White  
**DESIGN BY:** none  
**CHECKED BY:** CHECKED  
**PROJECT ID:** ID  
**DIV:** DIV  
**DATE:** Mar 23, 2014

SYMBOL	X	Y	WID	HT
ARNED	89.6	33.9	22.4	35.3
NC363A	26.8	16.9	36	36

SIGN WIDTH: 11'-0"  
 HEIGHT: 8'-0"  
 TOTAL AREA: 88.0 Sq.Ft.  
 BORDER TYPE: FLUSH  
 RECESS: 0"  
 WIDTH: 2"  
 RADII: 12"  
 NO. Z BARS: 3  
 LENGTH: 124.0  
 MAT'L: 0.125" (3.2 mm) ALUMINUM

**USE NOTES:** 1, 3, 4  
 1. Legend and border shall be direct applied Grade A reflective sheeting.  
 2. Legend and border shall be direct applied non-reflective sheeting.  
 3. Shields shall be Grade A reflective sheeting on 0.032" (0.8mm) aluminum and demountable.  
 4. Background shall be Grade C reflective sheeting.  
 5. Background shall be Type I reflective sheeting.  
 6. Center arrow(s) vertically on sign.  
 7. Bottom panel shall be yellow Type III sheeting. Legend shall be direct applied black non-reflective sheeting. Yellow panel is:


Spacing Factor is 1 unless specified otherwise

**LETTER POSITIONS**

Letter locations are panel edge to lower left corner						Series/Size	Text Length
S	O	U	T	H		E 2000	59.8
14.9	29.3	42.1	53.9	64.9			

FILENAME: U2519CB\_SGN\_Guidesign\_Englsh NORTH CAROLINA D.O.T. SIGN DETAIL

APPROVED: *Jim Day*  
 DATE: 04/01/14



SIGN NUMBER: 12	BACKG COLOR: Green	DESIGN BY: none	CHECKED BY: CHECKED	DATE: Jul 27, 2013
TYPE: A	COPY COLOR: White	PROJECT ID: ID	DIV: DIV	
QUANTITY: 1				
SIGN WIDTH: 14'-6"				
HEIGHT: 8'-6"				
TOTAL AREA: 123.3 Sq.Ft.				
BORDER TYPE: FLUSH				
RECESS: 0"				
WIDTH: 2"				
RADII: 12"				
NO. Z BARS: 3	MAT'L: 0.125" (3.2 mm) ALUMINUM			
LENGTH: 166.0				

USE NOTES: 1, 4

- Legend and border shall be direct applied Grade A reflective sheeting.
- Legend and border shall be direct applied non-reflective sheeting.
- Shields shall be Grade A reflective sheeting on 0.032" (0.8mm) aluminum and demountable.
- Background shall be Grade C reflective sheeting.
- Background shall be Type I reflective sheeting.
- Center arrow(s) vertically on sign.
- Bottom panel shall be yellow Type III sheeting. Legend shall be direct applied black non-reflective sheeting. Yellow panel is:

Letter locations are panel edge to lower left corner											Series/Size
F	O	R	T	B	R	A	G	G			Text Length
30.9	43.2	56.4	64.9	71.9	85.2	99.7	108.4	121.3	134.3		EM 2000
											112.1
T	R	U	C	K	S						EM 2000
52.3	65.4	75.3	88.3	101.3	112.9						69.4

FILENAME: U2519CB\_SGN\_Quidsign\_English NORTH CAROLINA D.O.T. SIGN DETAIL

SIGN NUMBER: 13	BACKG COLOR: Green	DESIGN BY: none	CHECKED BY: CHECKED	DATE: Jul 27, 2013
TYPE: A	COPY COLOR: White	PROJECT ID: ID	DIV: DIV	
QUANTITY: 1				
SIGN WIDTH: 14'-6"				
HEIGHT: 10'-6"				
TOTAL AREA: 152.3 Sq.Ft.				
BORDER TYPE: FLUSH				
RECESS: 0"				
WIDTH: 2"				
RADII: 12"				
NO. Z BARS: 3	MAT'L: 0.125" (3.2 mm) ALUMINUM			
LENGTH: 166.0				

USE NOTES: 1, 3, 4


- Legend and border shall be direct applied Grade A reflective sheeting.
- Legend and border shall be direct applied non-reflective sheeting.
- Shields shall be Grade A reflective sheeting on 0.032" (0.8mm) aluminum and demountable.
- Background shall be Grade C reflective sheeting.
- Background shall be Type I reflective sheeting.
- Center arrow(s) vertically on sign.
- Bottom panel shall be yellow Type III sheeting. Legend shall be direct applied black non-reflective sheeting. Yellow panel is:

Letter locations are panel edge to lower left corner											Series/Size
E	A	S	T								Text Length
48.3	56.9	65.9	73.3								E 2000
											30.9
S	O	U	T	H							E 2000
89.3	98.9	107.4	115.3	122.6							39.8
B	R	A	G	G	B	I	V	D			EM 2000
31.7	46.3	54.9	67.9	80.8	89.6	102.9	117.5	124	136.9		114

FILENAME: U2519CB\_SGN\_Quidsign\_English NORTH CAROLINA D.O.T. SIGN DETAIL

APPROVED: *Ann Day*  
DATE: 04/01/14



SIGN NUMBER: 101A,103A,105A    BACKG COLOR: Green  
TYPE: B    COPY COLOR: White  
QUANTITY: 3

SYMBOL	X	Y	WID	HT

SIGN WIDTH: 9'-6"  
HEIGHT: 2'-6"  
TOTAL AREA: 23.8 Sq.Ft.

BORDER TYPE: FLUSH  
RECESS: 0"  
WIDTH: 2"  
RADII: 6"

NO. Z BARS: 2    MAT'L: 0.125" (3.2 mm) ALUMINUM  
LENGTH: 106.0

DESIGN BY: none    CHECKED BY: CHECKED  
PROJECT ID: ID    DIV: DIV    DATE: Jul 27, 2013

USE NOTES: 1, 4  
1. Legend and border shall be direct applied Grade C reflective sheeting.  
2. Legend and border shall be direct applied non-reflective sheeting.  
3. Shields shall be Grade C reflective sheeting on 0.032" (0.8mm) aluminum and demountable.  
4. Background shall be Grade C reflective sheeting.  
5. Background shall be Type I reflective sheeting.  
6. Center arrow(s) vertically on sign.  
7. Bottom panel shall be yellow Type III sheeting. Legend shall be direct applied black non-reflective sheeting. Yellow panel is:

LETTER POSITIONS

Letter locations are panel edge to lower left corner										Series/Size
E	X	I	T	1	5					E 2000
25.9	34.8	45.5	49	68.5	76					62.3

Spacing Factor is 1 unless specified otherwise

FILENAME: U2519CB\_SGN\_GuideSign\_Englsh    NORTH CAROLINA D.O.T. SIGN DETAIL

SIGN NUMBER: 101C    BACKG COLOR: Green  
TYPE: A    COPY COLOR: White  
QUANTITY: 1

SYMBOL	X	Y	WID	HT
ARMED	79.3	20.3	22.4	35.3

SIGN WIDTH: 15'-6"  
HEIGHT: 8'-0"  
TOTAL AREA: 124.0 Sq.Ft.

BORDER TYPE: FLUSH  
RECESS: 0"  
WIDTH: 2"  
RADII: 12"

NO. Z BARS: 3    MAT'L: 0.125" (3.2 mm) ALUMINUM  
LENGTH: 178.0

DESIGN BY: none    CHECKED BY: CHECKED  
PROJECT ID: ID    DIV: DIV    DATE: Jul 27, 2013

USE NOTES: 1, 3, 4, 6  
1. Legend and border shall be direct applied Grade C reflective sheeting.  
2. Legend and border shall be direct applied non-reflective sheeting.  
3. Shields shall be Grade C reflective sheeting on 0.032" (0.8mm) aluminum and demountable.  
4. Background shall be Grade C reflective sheeting.  
5. Background shall be Type I reflective sheeting.  
6. Center arrow(s) vertically on sign.  
7. Bottom panel shall be yellow Type III sheeting. Legend shall be direct applied black non-reflective sheeting. Yellow panel is:

LETTER POSITIONS

Letter locations are panel edge to lower left corner													Series/Size	
C	l	i	f	f	d	a	l	e	R	d			EM 2000	
18.5	36	45.6	53.6	63.6	73.9	89.4	106.4	114.5	125.1	141.1	156.9			149

Spacing Factor is 1 unless specified otherwise

FILENAME: U2519CB\_SGN\_GuideSign\_Englsh    NORTH CAROLINA D.O.T. SIGN DETAIL

SIGN NUMBER: 101B,103B,105B    BACKG COLOR: Yellow  
TYPE: A    COPY COLOR: Black  
QUANTITY: 3

SYMBOL	X	Y	WID	HT

SIGN WIDTH: 13'-6"  
HEIGHT: 2'-6"  
TOTAL AREA: 33.8 Sq.Ft.

BORDER TYPE: FLUSH  
RECESS: 0"  
WIDTH: 1.5"  
RADII: 6"

NO. Z BARS: 2    MAT'L: 0.125" (3.2 mm) ALUMINUM  
LENGTH: 154.0

DESIGN BY: none    CHECKED BY: CHECKED  
PROJECT ID: ID    DIV: DIV    DATE: Dec 09, 2013

USE NOTES: 1, 4  
1. Legend and border shall be direct applied Grade C reflective sheeting.  
2. Legend and border shall be direct applied non-reflective sheeting.  
3. Shields shall be Grade C reflective sheeting on 0.032" (0.8mm) aluminum and demountable.  
4. Background shall be Grade C reflective sheeting.  
5. Background shall be Type I reflective sheeting.  
6. Center arrow(s) vertically on sign.  
7. Bottom panel shall be yellow Type III sheeting. Legend shall be direct applied black non-reflective sheeting. Yellow panel is:

LETTER POSITIONS

Letter locations are panel edge to lower left corner													Series/Size	
A	L	L	T	R	A	F	F	I	C	E	X	I	T	E 2000
11	22.9	32.1	39.6	49.6	58.8	68	79.9	89.1	99.3	102.4	110.5	120.5	129.4	140.1

Spacing Factor is 1 unless specified otherwise

FILENAME: U2519CB\_SGN\_GuideSign\_Englsh    NORTH CAROLINA D.O.T. SIGN DETAIL

SIGN NUMBER: 102A,104A,106A  
107A,108A,109A    BACKG COLOR: Green  
TYPE: B    COPY COLOR: White  
QUANTITY: 6

SYMBOL	X	Y	WID	HT

SIGN WIDTH: 9'-6"  
HEIGHT: 2'-6"  
TOTAL AREA: 23.8 Sq.Ft.

BORDER TYPE: FLUSH  
RECESS: 0"  
WIDTH: 2"  
RADII: 6"

NO. Z BARS: 2    MAT'L: 0.125" (3.2 mm) ALUMINUM  
LENGTH: 106.0

DESIGN BY: none    CHECKED BY: CHECKED  
PROJECT ID: ID    DIV: DIV    DATE: Jul 27, 2013

USE NOTES: 1, 4  
1. Legend and border shall be direct applied Grade C reflective sheeting.  
2. Legend and border shall be direct applied non-reflective sheeting.  
3. Shields shall be Grade C reflective sheeting on 0.032" (0.8mm) aluminum and demountable.  
4. Background shall be Grade C reflective sheeting.  
5. Background shall be Type I reflective sheeting.  
6. Center arrow(s) vertically on sign.  
7. Bottom panel shall be yellow Type III sheeting. Legend shall be direct applied black non-reflective sheeting. Yellow panel is:

LETTER POSITIONS

Letter locations are panel edge to lower left corner										Series/Size
E	X	I	T	1	8					E 2000
25.9	34.8	45.5	49	68.5	76					62.3

Spacing Factor is 1 unless specified otherwise

FILENAME: U2519CB\_SGN\_GuideSign\_Englsh    NORTH CAROLINA D.O.T. SIGN DETAIL

APPROVED: *Jim Gray*  
 DATE: 04/01/14  
 SEAL



SIGN NUMBER: 102B      BACKG COLOR: Green  
 TYPE: A                      COPY COLOR: White  
 QUANTITY: 1

SYMBOL	X	Y	WID	HT

SIGN WIDTH: 15'-0"  
 HEIGHT: 9'-0"  
 TOTAL AREA: 135.0 Sq.Ft.

BORDER TYPE: FLUSH  
 RECESS: 0"  
 WIDTH: 2"  
 RADII: 12"

NO. Z BARS: 3      MAT'L: 0.125" (3.2 mm) ALUMINUM  
 LENGTH: 172.0

DESIGN BY: none      CHECKED BY: CHECKED  
 PROJECT ID: ID      DIV: DIV      DATE: Dec 09, 2013

USE NOTES: 1, 4  
 1. Legend and border shall be direct applied Grade C reflective sheeting.  
 2. Legend and border shall be direct applied non-reflective sheeting.  
 3. Shields shall be Grade C reflective sheeting on 0.032" (0.8mm) aluminum and demountable.  
 4. Background shall be Grade C reflective sheeting.  
 5. Background shall be Type I reflective sheeting.  
 6. Center arrow(s) vertically on sign.  
 7. Bottom panel shall be yellow Type III sheeting. Legend shall be direct applied black non-reflective sheeting. Yellow panel is:

LETTER POSITIONS

Letter locations are panel edge to lower left corner

C	a	n	o	p	y	L	n	Series/Size	Text Length		
23.2	39.2	56.2	71.7	87.5	101.3	114.9	130.9	EM 2000	133.6		
									E 2000	17.3	
17.7	26.6									EM 2000	114.4
48	63.8	79.3	88.9	98.5	106.4	120	136	151.8	E 2000	69.8	
55.1	82.3	94.3	98.7	107.9	116.8						

FILENAME: U2519CB\_SGN\_Guidesign\_Engl1sh      NORTH CAROLINA D.O.T. SIGN DETAIL

SIGN NUMBER: 104B      BACKG COLOR: Green  
 TYPE: A                      COPY COLOR: White  
 QUANTITY: 1

SYMBOL	X	Y	WID	HT

SIGN WIDTH: 15'-0"  
 HEIGHT: 9'-0"  
 TOTAL AREA: 135.0 Sq.Ft.

BORDER TYPE: FLUSH  
 RECESS: 0"  
 WIDTH: 2"  
 RADII: 12"

NO. Z BARS: 3      MAT'L: 0.125" (3.2 mm) ALUMINUM  
 LENGTH: 172.0

DESIGN BY: none      CHECKED BY: CHECKED  
 PROJECT ID: ID      DIV: DIV      DATE: Dec 09, 2013

USE NOTES: 1, 4  
 1. Legend and border shall be direct applied Grade C reflective sheeting.  
 2. Legend and border shall be direct applied non-reflective sheeting.  
 3. Shields shall be Grade C reflective sheeting on 0.032" (0.8mm) aluminum and demountable.  
 4. Background shall be Grade C reflective sheeting.  
 5. Background shall be Type I reflective sheeting.  
 6. Center arrow(s) vertically on sign.  
 7. Bottom panel shall be yellow Type III sheeting. Legend shall be direct applied black non-reflective sheeting. Yellow panel is:

LETTER POSITIONS

Letter locations are panel edge to lower left corner

C	a	n	o	p	y	L	n	Series/Size	Text Length		
23.2	39.2	56.2	71.7	87.5	101.3	114.9	130.9	EM 2000	133.6		
									E 2000	17.3	
17.7	26.6									EM 2000	114.4
48	63.8	79.3	88.9	98.5	106.4	120	136	151.8	E 2000	52.6	
63.7	83.2	95.2	99.6	108.6							

FILENAME: U2519CB\_SGN\_Guidesign\_Engl1sh      NORTH CAROLINA D.O.T. SIGN DETAIL

SIGN NUMBER: 103C      BACKG COLOR: Green  
 TYPE: A                      COPY COLOR: White  
 QUANTITY: 1

SYMBOL	X	Y	WID	HT

SIGN WIDTH: 15'-6"  
 HEIGHT: 6'-6"  
 TOTAL AREA: 100.8 Sq.Ft.

BORDER TYPE: FLUSH  
 RECESS: 0"  
 WIDTH: 2"  
 RADII: 12"

NO. Z BARS: 2      MAT'L: 0.125" (3.2 mm) ALUMINUM  
 LENGTH: 178.0

DESIGN BY: none      CHECKED BY: CHECKED  
 PROJECT ID: ID      DIV: DIV      DATE: Jul 27, 2013

USE NOTES: 1, 4  
 1. Legend and border shall be direct applied Grade C reflective sheeting.  
 2. Legend and border shall be direct applied non-reflective sheeting.  
 3. Shields shall be Grade C reflective sheeting on 0.032" (0.8mm) aluminum and demountable.  
 4. Background shall be Grade C reflective sheeting.  
 5. Background shall be Type I reflective sheeting.  
 6. Center arrow(s) vertically on sign.  
 7. Bottom panel shall be yellow Type III sheeting. Legend shall be direct applied black non-reflective sheeting. Yellow panel is:

LETTER POSITIONS

Letter locations are panel edge to lower left corner

C	l	i	f	f	d	a	l	e	R	d	Series/Size	Text Length
18.5	36	45.6	53.6	63.6	73.9	89.4	106.4	114.5	125.1	141.1	EM 2000	149
											E 2000	52.6
96.7	86.2	98.2	102.6	111.8								

FILENAME: U2519CB\_SGN\_Guidesign\_Engl1sh      NORTH CAROLINA D.O.T. SIGN DETAIL

SIGN NUMBER: 105C      BACKG COLOR: Green  
 TYPE: A                      COPY COLOR: White  
 QUANTITY: 1

SYMBOL	X	Y	WID	HT

SIGN WIDTH: 15'-6"  
 HEIGHT: 6'-6"  
 TOTAL AREA: 100.8 Sq.Ft.

BORDER TYPE: FLUSH  
 RECESS: 0"  
 WIDTH: 2"  
 RADII: 12"

NO. Z BARS: 2      MAT'L: 0.125" (3.2 mm) ALUMINUM  
 LENGTH: 178.0

DESIGN BY: none      CHECKED BY: CHECKED  
 PROJECT ID: ID      DIV: DIV      DATE: Jul 27, 2013

USE NOTES: 1, 4  
 1. Legend and border shall be direct applied Grade C reflective sheeting.  
 2. Legend and border shall be direct applied non-reflective sheeting.  
 3. Shields shall be Grade C reflective sheeting on 0.032" (0.8mm) aluminum and demountable.  
 4. Background shall be Grade C reflective sheeting.  
 5. Background shall be Type I reflective sheeting.  
 6. Center arrow(s) vertically on sign.  
 7. Bottom panel shall be yellow Type III sheeting. Legend shall be direct applied black non-reflective sheeting. Yellow panel is:

LETTER POSITIONS

Letter locations are panel edge to lower left corner

C	l	i	f	f	d	a	l	e	R	d	Series/Size	Text Length
18.5	36	45.6	53.6	63.6	73.9	89.4	106.4	114.5	125.1	141.1	EM 2000	149
											E 2000	69.8
58.1	85.3	97.3	101.7	110.9	119.8							

FILENAME: U2519CB\_SGN\_Guidesign\_Engl1sh      NORTH CAROLINA D.O.T. SIGN DETAIL

APPROVED: *Ann Day*

DATE: 04/01/14

SEAL



SIGN NUMBER: 106B, 108B      BACKG COLOR: Green  
 TYPE: A                          COPY COLOR: White  
 QUANTITY: 2

SYMBOL	X	Y	WID	HT
ARMED	76.3	16.8	22.4	35.3

SIGN WIDTH: 15'-0"  
 HEIGHT: 10'-0"  
 TOTAL AREA: 150.0 Sq.Ft.

BORDER TYPE: FLUSH  
 RECESS: 0"  
 WIDTH: 2"  
 RADII: 12"

NO. Z BARS: 3      MAT'L: 0.125" (3.2 mm) ALUMINUM  
 LENGTH: 172.0

DESIGN BY: none      CHECKED BY: CHECKED  
 PROJECT ID: ID      DIV: DIV      DATE: Dec 09, 2013

USE NOTES: 1, 4, 6  
 1. Legend and border shall be direct applied Grade C reflective sheeting.  
 2. Legend and border shall be direct applied non-reflective sheeting.  
 3. Shields shall be Grade C reflective sheeting on 0.032" (0.8mm) aluminum and demountable.  
 4. Background shall be Grade C reflective sheeting.  
 5. Background shall be Type I reflective sheeting.  
 6. Center arrow(s) vertically on sign.  
 7. Bottom panel shall be yellow Type III sheeting. Legend shall be direct applied black non-reflective sheeting. Yellow panel is:

LETTER POSITIONS

Letter locations are panel edge to lower left corner										Series/Size	Text Length
C	a	n	o	p	y	L	n			EM 2000	133.6
23.2	39.2	56.2	71.7	87.5	101.3	114.9	130.9	146.2			
T	O									E 2000	17.3
17.7	26.6										
R	e	i	l	l	y	R	d			EM 2000	114.4
48	63.8	79.3	88.9	98.5	106.4	120	136	151.8			

FILENAME: U2519CB\_SGN\_Guidesign\_English      NORTH CAROLINA D.O.T. SIGN DETAIL

SIGN NUMBER: 109B      BACKG COLOR: Green  
 TYPE: A                          COPY COLOR: White  
 QUANTITY: 1

SYMBOL	X	Y	WID	HT

SIGN WIDTH: 15'-0"  
 HEIGHT: 9'-0"  
 TOTAL AREA: 135.0 Sq.Ft.

BORDER TYPE: FLUSH  
 RECESS: 0"  
 WIDTH: 2"  
 RADII: 12"

NO. Z BARS: 3      MAT'L: 0.125" (3.2 mm) ALUMINUM  
 LENGTH: 172.0

DESIGN BY: none      CHECKED BY: CHECKED  
 PROJECT ID: ID      DIV: DIV      DATE: Dec 09, 2013

USE NOTES: 1, 4  
 1. Legend and border shall be direct applied Grade C reflective sheeting.  
 2. Legend and border shall be direct applied non-reflective sheeting.  
 3. Shields shall be Grade C reflective sheeting on 0.032" (0.8mm) aluminum and demountable.  
 4. Background shall be Grade C reflective sheeting.  
 5. Background shall be Type I reflective sheeting.  
 6. Center arrow(s) vertically on sign.  
 7. Bottom panel shall be yellow Type III sheeting. Legend shall be direct applied black non-reflective sheeting. Yellow panel is:

LETTER POSITIONS

Letter locations are panel edge to lower left corner										Series/Size	Text Length
C	a	n	o	p	y	L	n			EM 2000	133.6
23.2	39.2	56.2	71.7	87.5	101.3	114.9	130.9	146.2			
T	O									E 2000	17.3
17.7	26.6										
R	e	i	l	l	y	R	d			EM 2000	114.4
48	63.8	79.3	88.9	98.5	106.4	120	136	151.8			
3/4	M	I	L	E						E 2000	73.1
53.5	93.4	105.4	108.8	119							

FILENAME: U2519CB\_SGN\_Guidesign\_English      NORTH CAROLINA D.O.T. SIGN DETAIL

SIGN NUMBER: 107B      BACKG COLOR: Green  
 TYPE: A                          COPY COLOR: White  
 QUANTITY: 1

SYMBOL	X	Y	WID	HT

SIGN WIDTH: 15'-0"  
 HEIGHT: 9'-0"  
 TOTAL AREA: 135.0 Sq.Ft.

BORDER TYPE: FLUSH  
 RECESS: 0"  
 WIDTH: 2"  
 RADII: 12"

NO. Z BARS: 3      MAT'L: 0.125" (3.2 mm) ALUMINUM  
 LENGTH: 172.0

DESIGN BY: none      CHECKED BY: CHECKED  
 PROJECT ID: ID      DIV: DIV      DATE: Dec 09, 2013

USE NOTES: 1, 4  
 1. Legend and border shall be direct applied Grade C reflective sheeting.  
 2. Legend and border shall be direct applied non-reflective sheeting.  
 3. Shields shall be Grade C reflective sheeting on 0.032" (0.8mm) aluminum and demountable.  
 4. Background shall be Grade C reflective sheeting.  
 5. Background shall be Type I reflective sheeting.  
 6. Center arrow(s) vertically on sign.  
 7. Bottom panel shall be yellow Type III sheeting. Legend shall be direct applied black non-reflective sheeting. Yellow panel is:

LETTER POSITIONS

Letter locations are panel edge to lower left corner										Series/Size	Text Length
C	a	n	o	p	y	L	n			EM 2000	133.6
23.2	39.2	56.2	71.7	87.5	101.3	114.9	130.9	146.2			
T	O									E 2000	17.3
17.7	26.6										
R	e	i	l	l	y	R	d			EM 2000	114.4
48	63.8	79.3	88.9	98.5	106.4	120	136	151.8			
1/2	M	I	L	E						E 2000	70.1
55	91.9	103.9	108.3	117.5							

FILENAME: U2519CB\_SGN\_Guidesign\_English      NORTH CAROLINA D.O.T. SIGN DETAIL

SIGN NUMBER: 111B      BACKG COLOR: Green  
 TYPE: A                          COPY COLOR: White  
 QUANTITY: 1

SYMBOL	X	Y	WID	HT
NC242	23.2	99.7	36	36
NC242	95.2	99.7	36	36
NC363B	163.2	99.7	36	36

SIGN WIDTH: 18'-0"  
 HEIGHT: 15'-0"  
 TOTAL AREA: 270.0 Sq.Ft.

BORDER TYPE: FLUSH  
 RECESS: 0"  
 WIDTH: 2"  
 RADII: 12"

NO. Z BARS: 6      MAT'L: 0.125" (3.2 mm) ALUMINUM  
 LENGTH: 208.0

DESIGN BY: none      CHECKED BY: CHECKED  
 PROJECT ID: ID      DIV: DIV      DATE: Jul 27, 2013

USE NOTES: 1, 3, 4, 6  
 1. Legend and border shall be direct applied Grade C reflective sheeting.  
 2. Legend and border shall be direct applied non-reflective sheeting.  
 3. Shields shall be Grade C reflective sheeting on 0.032" (0.8mm) aluminum and demountable.  
 4. Background shall be Grade C reflective sheeting.  
 5. Background shall be Type I reflective sheeting.  
 6. Center arrow(s) vertically on sign.  
 7. Bottom panel shall be yellow Type III sheeting. Legend shall be direct applied black non-reflective sheeting. Yellow panel is:

LETTER POSITIONS

Letter locations are panel edge to lower left corner										Series/Size	Text Length		
W	E	S	T							E 2000	48.8		
16.8	34.8	45.5	56.5										
N	O	R	T	H						E 2000	59.9		
83.2	98.6	111.3	122.4	133.4									
M	U	R	C	H	I	S	O	N	R	D	EM 2000	170.9	
22.6	42.9	59.8	70.2	85.8	102.7	110.6	124.6	140.5	151	167	182.9		
S	P	R	I	N	G	L	A	K	E			EM 2000	152.5
31.8	49.7	85.2	77	86.6	102.2	112.7	128.7	142.6	159.6	173.7			
1	M	I	L	E								E 2000	52.6
81.7	101.2	113.2	117.6	126.8									

FILENAME: U2519CB\_SGN\_Guidesign\_English      NORTH CAROLINA D.O.T. SIGN DETAIL

APPROVED: *Jimmy*  
 DATE: 04/01/14



SIGN NUMBER: 110A	BACKG COLOR: Green	DESIGN BY: none	CHECKED BY: CHECKED	DATE: Dec 09, 2013
TYPE: B	COPY COLOR: White	PROJECT ID: ID	DIV: DIV	
QUANTITY: 1				

SYMBOL	X	Y	WID	HT

SIGN WIDTH: 11'-6"  
 HEIGHT: 2'-6"  
 TOTAL AREA: 28.8 Sq.Ft.

BORDER TYPE: FLUSH  
 RECESS: 0"  
 WIDTH: 2"  
 RADII: 6"

NO. Z BARS: 2  
 LENGTH: 130.0

MAT'L: 0.063" (1.6 mm) ALUMINUM  
 0.080" (2.0 mm) ALUMINUM  
 0.125" (3.2 mm) ALUMINUM

USE NOTES: 1, 4  
 1. Legend and border shall be direct applied Grade C reflective sheeting.  
 2. Legend and border shall be direct applied non-reflective sheeting.  
 3. Shields shall be Grade C reflective sheeting on 0.032" (0.8mm) aluminum and demountable.  
 4. Background shall be Grade C reflective sheeting.  
 5. Background shall be Type I reflective sheeting.  
 6. Center arrow(s) vertically on sign.  
 7. Bottom panel shall be yellow Type III sheeting. Legend shall be direct applied black non-reflective sheeting. Yellow panel is:

Letter locations are panel edge to lower left corner								Series/Size
E	X	I	T	2	1	B		Text Length
28.3	37.2	47.9	51.4	70.9	85.6	97.6		E 2000
								81.5

FILENAME: u2519cb\_sgn\_guidesign\_English

SIGN NUMBER: 111A, 112A	BACKG COLOR: Green	DESIGN BY: none	CHECKED BY: CHECKED	DATE: Aug 28, 2013
TYPE: D	COPY COLOR: White	PROJECT ID: ID	DIV: DIV	
QUANTITY: 2				

SYMBOL	X	Y	WID	HT

SIGN WIDTH: 9'-6"  
 HEIGHT: 2'-6"  
 TOTAL AREA: 23.8 Sq.Ft.

BORDER TYPE: FLUSH  
 RECESS: 0"  
 WIDTH: 2"  
 RADII: 6"

NO. Z BARS: 2  
 LENGTH: 130.0

MAT'L: 0.125" (3.2 mm) ALUMINUM

USE NOTES: 1, 4  
 1. Legend and border shall be direct applied Grade C reflective sheeting.  
 2. Legend and border shall be direct applied non-reflective sheeting.  
 3. Shields shall be Grade C reflective sheeting on 0.032" (0.8mm) aluminum and demountable.  
 4. Background shall be Grade C reflective sheeting.  
 5. Background shall be Type I reflective sheeting.  
 6. Center arrow(s) vertically on sign.  
 7. Bottom panel shall be yellow Type III sheeting. Legend shall be direct applied black non-reflective sheeting. Yellow panel is:

Letter locations are panel edge to lower left corner								Series/Size
E	X	I	T	2	3			Text Length
22.5	31.4	42.1	45.6	85.1	79.4			E 2000
								69

FILENAME: u2519cb\_sgn\_sgn\_designs

SIGN NUMBER: 110B	BACKG COLOR: Green	DESIGN BY: none	CHECKED BY: CHECKED	DATE: Jul 27, 2013
TYPE: A	COPY COLOR: White	PROJECT ID: ID	DIV: DIV	
QUANTITY: 1				

SYMBOL	X	Y	WID	HT
ARMED	118.3	17.9	22.4	35.3

SIGN WIDTH: 22'-0"  
 HEIGHT: 10'-0"  
 TOTAL AREA: 220.0 Sq.Ft.

BORDER TYPE: FLUSH  
 RECESS: 0"  
 WIDTH: 2"  
 RADII: 12"

NO. Z BARS: 3  
 LENGTH: 256.0

MAT'L: 0.125" (3.2 mm) ALUMINUM

USE NOTES: 1, 4, 6  
 1. Legend and border shall be direct applied Grade C reflective sheeting.  
 2. Legend and border shall be direct applied non-reflective sheeting.  
 3. Shields shall be Grade C reflective sheeting on 0.032" (0.8mm) aluminum and demountable.  
 4. Background shall be Grade C reflective sheeting.  
 5. Background shall be Type I reflective sheeting.  
 6. Center arrow(s) vertically on sign.  
 7. Bottom panel shall be yellow Type III sheeting. Legend shall be direct applied black non-reflective sheeting. Yellow panel is:

Letter locations are panel edge to lower left corner																Series/Size
A	I	I	A	m	e	r	i	c	a	n	F	w	y			Text Length
16.2	36.2	45.8	49	65	85	107.5	123	134.9	143	157.1	174.1	184.8	200.6	215	234.2	EM 2000
																231.7
																E 2000
																59.9

FILENAME: u2519cb\_sgn\_guidesign\_English

SIGN NUMBER: 112B	BACKG COLOR: Green	DESIGN BY: none	CHECKED BY: CHECKED	DATE: Jul 27, 2013
TYPE: A	COPY COLOR: White	PROJECT ID: ID	DIV: DIV	
QUANTITY: 1				

SYMBOL	X	Y	WID	HT
NC242	23.2	113.8	36	36
NC242	95.2	113.8	36	36
NC363B	163.2	113.8	36	36
ARMED	94.3	18.4	22.4	35.3

SIGN WIDTH: 18'-0"  
 HEIGHT: 16'-0"  
 TOTAL AREA: 288.0 Sq.Ft.

BORDER TYPE: FLUSH  
 RECESS: 0"  
 WIDTH: 2"  
 RADII: 12"

NO. Z BARS: 6  
 LENGTH: 208.0

MAT'L: 0.125" (3.2 mm) ALUMINUM

USE NOTES: 1, 3, 4, 6  
 1. Legend and border shall be direct applied Grade C reflective sheeting.  
 2. Legend and border shall be direct applied non-reflective sheeting.  
 3. Shields shall be Grade C reflective sheeting on 0.032" (0.8mm) aluminum and demountable.  
 4. Background shall be Grade C reflective sheeting.  
 5. Background shall be Type I reflective sheeting.  
 6. Center arrow(s) vertically on sign.  
 7. Bottom panel shall be yellow Type III sheeting. Legend shall be direct applied black non-reflective sheeting. Yellow panel is:

Letter locations are panel edge to lower left corner																Series/Size
W	E	S	T													Text Length
16.8	34.8	45.5	56.5													E 2000
																48.8
																E 2000
																59.9
																EM 2000
																170.9
																EM 2000
																152.5

FILENAME: u2519cb\_sgn\_guidesign\_English



APPROVED: *Jim Gray*

DATE: 04/01/14



SIGN NUMBER: 201,204,205    BACKG COLOR: Green  
 TYPE: B    COPY COLOR: White  
 QUANTITY: 4

SYMBOL	X	Y	WID	HT
ARMED	25	7	18	28.4

SIGN WIDTH: 6'-0"  
 HEIGHT: 5'-0"  
 TOTAL AREA: 30.0 Sq.Ft.

BORDER TYPE: FLUSH  
 RECESS: 0"  
 WIDTH: 1.5"  
 RADII: 6"

NO. Z BARS: 2    MAT'L: 0.125" (3.2 mm) ALUMINUM  
 LENGTH: 64.0

DESIGN BY: none    CHECKED BY: CHECKED  
 PROJECT ID: ID    DIV: DIV    DATE: Dec 10, 2013

USE NOTES: 1, 4, 6  
 1. Legend and border shall be direct applied Grade C reflective sheeting.  
 2. Legend and border shall be direct applied non-reflective sheeting.  
 3. Shields shall be Grade C reflective sheeting on 0.032" (0.8mm) aluminum and demountable.  
 4. Background shall be Grade C reflective sheeting.  
 5. Background shall be Type I reflective sheeting.  
 6. Center arrow(s) vertically on sign.  
 7. Bottom panel shall be yellow Type III sheeting. Legend shall be direct applied black non-reflective sheeting. Yellow panel is:

Spacing Factor is 1 unless specified otherwise

LETTER POSITIONS

Letter locations are panel edge to lower left corner

E	X	I	T	Series/Size	Text Length
13.9	26.6	42.4	49	E 2000	44.1

FILENAME: U2519CB\_SGN\_Quidsign\_Eng11sh    NORTH CAROLINA D.O.T. SIGN DETAIL

SIGN NUMBER: 203,206    BACKG COLOR: Green  
 TYPE: A    COPY COLOR: White  
 QUANTITY: 2

SYMBOL	X	Y	WID	HT
ARMED	50	6.9	18	28.4

SIGN WIDTH: 6'-6"  
 HEIGHT: 5'-0"  
 TOTAL AREA: 32.5 Sq.Ft.

BORDER TYPE: FLUSH  
 RECESS: 0"  
 WIDTH: 1.5"  
 RADII: 6"

NO. Z BARS: 2    MAT'L: 0.125" (3.2 mm) ALUMINUM  
 LENGTH: 70.0

DESIGN BY: none    CHECKED BY: CHECKED  
 PROJECT ID: ID    DIV: DIV    DATE: Dec 09, 2013

USE NOTES: 1, 4  
 1. Legend and border shall be direct applied Grade C reflective sheeting.  
 2. Legend and border shall be direct applied non-reflective sheeting.  
 3. Shields shall be Grade C reflective sheeting on 0.032" (0.8mm) aluminum and demountable.  
 4. Background shall be Grade C reflective sheeting.  
 5. Background shall be Type I reflective sheeting.  
 6. Center arrow(s) vertically on sign.  
 7. Bottom panel shall be yellow Type III sheeting. Legend shall be direct applied black non-reflective sheeting. Yellow panel is:

Spacing Factor is 1 unless specified otherwise

LETTER POSITIONS

Letter locations are panel edge to lower left corner

E	X	I	T	Series/Size	Text Length
20.6	31.3	44.2	48.4	E 2000	36.7
1	8			E 2000	23.6
14	23				

FILENAME: U2519CB\_SGN\_Quidsign\_Eng11sh    NORTH CAROLINA D.O.T. SIGN DETAIL

SIGN NUMBER: 202    BACKG COLOR: Green  
 TYPE: A    COPY COLOR: White  
 QUANTITY: 2

SYMBOL	X	Y	WID	HT
ARMED	50	6.9	18	28.4

SIGN WIDTH: 6'-6"  
 HEIGHT: 5'-0"  
 TOTAL AREA: 32.5 Sq.Ft.

BORDER TYPE: FLUSH  
 RECESS: 0"  
 WIDTH: 1.5"  
 RADII: 6"

NO. Z BARS: 2    MAT'L: 0.125" (3.2 mm) ALUMINUM  
 LENGTH: 70.0

DESIGN BY: none    CHECKED BY: CHECKED  
 PROJECT ID: ID    DIV: DIV    DATE: Dec 09, 2013

USE NOTES: 1, 4  
 1. Legend and border shall be direct applied Grade C reflective sheeting.  
 2. Legend and border shall be direct applied non-reflective sheeting.  
 3. Shields shall be Grade C reflective sheeting on 0.032" (0.8mm) aluminum and demountable.  
 4. Background shall be Grade C reflective sheeting.  
 5. Background shall be Type I reflective sheeting.  
 6. Center arrow(s) vertically on sign.  
 7. Bottom panel shall be yellow Type III sheeting. Legend shall be direct applied black non-reflective sheeting. Yellow panel is:

Spacing Factor is 1 unless specified otherwise

LETTER POSITIONS

Letter locations are panel edge to lower left corner

E	X	I	T	Series/Size	Text Length
20.6	31.3	44.2	48.4	E 2000	36.7
1	5			E 2000	23.6
14	23				

FILENAME: U2519CB\_SGN\_Quidsign\_Eng11sh    NORTH CAROLINA D.O.T. SIGN DETAIL

SIGN NUMBER: 207    BACKG COLOR: Green  
 TYPE: A    COPY COLOR: White  
 QUANTITY: 1

SYMBOL	X	Y	WID	HT
ARMED	55	9	18	28.4

SIGN WIDTH: 11'-0"  
 HEIGHT: 7'-6"  
 TOTAL AREA: 82.5 Sq.Ft.

BORDER TYPE: FLUSH  
 RECESS: 0"  
 WIDTH: 1.5"  
 RADII: 6"

NO. Z BARS: 3    MAT'L: 0.125" (3.2 mm) ALUMINUM  
 LENGTH: 124.0

DESIGN BY: none    CHECKED BY: CHECKED  
 PROJECT ID: ID    DIV: DIV    DATE: Dec 10, 2013

USE NOTES: 1, 4, 6  
 1. Legend and border shall be direct applied Grade C reflective sheeting.  
 2. Legend and border shall be direct applied non-reflective sheeting.  
 3. Shields shall be Grade C reflective sheeting on 0.032" (0.8mm) aluminum and demountable.  
 4. Background shall be Grade C reflective sheeting.  
 5. Background shall be Type I reflective sheeting.  
 6. Center arrow(s) vertically on sign.  
 7. Bottom panel shall be yellow Type III sheeting. Legend shall be direct applied black non-reflective sheeting. Yellow panel is:

Spacing Factor is 1 unless specified otherwise

LETTER POSITIONS

Letter locations are panel edge to lower left corner

E	X	I	T	S	Series/Size	Text Length		
41.7	52.3	65.3	69.8	80.5	EM 2000	48.5		
2	1	A	-	B	-	C	E 2000	100.4
15.8	33.4	47.8	67.4	76.6	93	101.6		

FILENAME: U2519CB\_SGN\_Quidsign\_Eng11sh    NORTH CAROLINA D.O.T. SIGN DETAIL

APPROVED: *Ann Day*  
DATE: 04/01/14



SIGN NUMBER: 208      BACKG COLOR: Green  
TYPE: A      COPY COLOR: White  
QUANTITY: 1

SYMBOL	X	Y	WID	HT
ARMED	79.9	6.9	18	28.4

SIGN WIDTH: 9'-0"  
HEIGHT: 5'-0"  
TOTAL AREA: 45.0 Sq.Ft.

BORDER TYPE: FLUSH  
RECESS: 0"  
WIDTH: 1.5"  
RADII: 6"

NO. Z BARS: 2      MAT'L: 0.125" (3.2 mm) ALUMINUM  
LENGTH: 100.0

DESIGN BY: none      CHECKED BY: CHECKED  
PROJECT ID: ID      DIV: DIV      DATE: Dec 09, 2013

USE NOTES: 1, 4  
1. Legend and border shall be direct applied Grade C reflective sheeting.  
2. Legend and border shall be direct applied non-reflective sheeting.  
3. Shields shall be Grade C reflective sheeting on 0.032" (0.8mm) aluminum and demountable.  
4. Background shall be Grade C reflective sheeting.  
5. Background shall be Type I reflective sheeting.  
6. Center arrow(s) vertically on sign.  
7. Bottom panel shall be yellow Type III sheeting. Legend shall be direct applied black non-reflective sheeting. Yellow panel is:

Spacing Factor is 1 unless specified otherwise

LETTER POSITIONS

Letter locations are panel edge to lower left corner

E	X	I	T	Series/Size	Text Length
35.6	46.3	59.2	63.4	E 2000	36.7
2	1	A		E 2000	53.4
14.9	32.5	49.9			

FILENAME: U2519CB\_S0M\_Guidesign\_Eng14sh      NORTH CAROLINA D.O.T. SIGN DETAIL

SIGN NUMBER: 210      BACKG COLOR: Green  
TYPE: A      COPY COLOR: White  
QUANTITY: 1

SYMBOL	X	Y	WID	HT
ARMED	50	6.9	18	28.4

SIGN WIDTH: 6'-6"  
HEIGHT: 5'-0"  
TOTAL AREA: 32.5 Sq.Ft.

BORDER TYPE: FLUSH  
RECESS: 0"  
WIDTH: 1.5"  
RADII: 6"

NO. Z BARS: 2      MAT'L: 0.125" (3.2 mm) ALUMINUM  
LENGTH: 70.0

DESIGN BY: none      CHECKED BY: CHECKED  
PROJECT ID: ID      DIV: DIV      DATE: Dec 09, 2013

USE NOTES: 1, 4  
1. Legend and border shall be direct applied Grade C reflective sheeting.  
2. Legend and border shall be direct applied non-reflective sheeting.  
3. Shields shall be Grade C reflective sheeting on 0.032" (0.8mm) aluminum and demountable.  
4. Background shall be Grade C reflective sheeting.  
5. Background shall be Type I reflective sheeting.  
6. Center arrow(s) vertically on sign.  
7. Bottom panel shall be yellow Type III sheeting. Legend shall be direct applied black non-reflective sheeting. Yellow panel is:

Spacing Factor is 1 unless specified otherwise

LETTER POSITIONS

Letter locations are panel edge to lower left corner

E	X	I	T	Series/Size	Text Length
20.6	31.3	44.2	48.4	E 2000	36.7
2	3			E 2000	31.7
9.9	27				

FILENAME: U2519CB\_S0M\_Guidesign\_Eng14sh      NORTH CAROLINA D.O.T. SIGN DETAIL

SIGN NUMBER: 209      BACKG COLOR: Green  
TYPE: A      COPY COLOR: White  
QUANTITY: 1

SYMBOL	X	Y	WID	HT
ARMED	27.4	8.9	18	28.4
ARMED	93.9	8.9	18	28.4

SIGN WIDTH: 12'-0"  
HEIGHT: 7'-6"  
TOTAL AREA: 90.0 Sq.Ft.

BORDER TYPE: FLUSH  
RECESS: 0"  
WIDTH: 1.5"  
RADII: 6"

NO. Z BARS: 3      MAT'L: 0.125" (3.2 mm) ALUMINUM  
LENGTH: 136.0

DESIGN BY: none      CHECKED BY: CHECKED  
PROJECT ID: ID      DIV: DIV      DATE: Dec 10, 2013

USE NOTES: 1, 4  
1. Legend and border shall be direct applied Grade C reflective sheeting.  
2. Legend and border shall be direct applied non-reflective sheeting.  
3. Shields shall be Grade C reflective sheeting on 0.032" (0.8mm) aluminum and demountable.  
4. Background shall be Grade C reflective sheeting.  
5. Background shall be Type I reflective sheeting.  
6. Center arrow(s) vertically on sign.  
7. Bottom panel shall be yellow Type III sheeting. Legend shall be direct applied black non-reflective sheeting. Yellow panel is:

Spacing Factor is 1 unless specified otherwise

LETTER POSITIONS

Letter locations are panel edge to lower left corner

E	X	I	T	S	Series/Size	Text Length
47.8	58.5	71.3	75.5	85.8	E 2000	47.8
2	1	C			E 2000	46.6
15.1	32.6	47.2				
2	1	B			E 2000	46.6
81.6	99.2	113.6				

FILENAME: U2519CB\_S0M\_Guidesign\_Eng14sh      NORTH CAROLINA D.O.T. SIGN DETAIL

APPROVED: *Jimmie*  
 DATE: 04/01/14



**SIGN NUMBER:** 301,302 **BACKG COLOR:** Green/Green **COPY COLOR:** White  
**TYPE:** D **DESIGN BY:** none **CHECKED BY:** CHECKED **DATE:** Jul 27, 2013  
**QUANTITY:** 2 **PROJECT ID:** ID **DIV:** DIV

SYMBOL	X	Y	WID	HT
ARUP	55.1	19.3	6	9
ARUP	11.5	4.7	6	9

SIGN WIDTH: 6'-0" HEIGHT: 2'-6" TOTAL AREA: 15.0 Sq.Ft.  
 BORDER TYPE: FLUSH RECESS: 0" WIDTH: 0.75" RADII: 3"  
 NO. Z BARS: 2 MAT'L: 0.125" (3.2 mm) ALUMINUM

**USE NOTES:** 1, 4  
 1. Legend and border shall be direct applied Grade C reflective sheeting.  
 2. Legend and border shall be direct applied non-reflective sheeting.  
 3. Shields shall be Grade C reflective sheeting on 0.032" (0.8mm) aluminum and demountable.  
 4. Background shall be Grade C reflective sheeting.  
 5. Background shall be Type I reflective sheeting.  
 6. Center arrow(s) vertically on sign.  
 7. Bottom panel shall be yellow Type III sheeting. Legend shall be direct applied black non-reflective sheeting. Yellow panel is:

Spacing Factor is 1 unless specified otherwise

Letter locations are panel edge to lower left corner											Series/Size
C	a	n	o	p	y	L	n				Text Length
7.9	12.9	17.4	21.9	26.5	30.6	35.1	41.1	45.6			D 2000
											41.2
R	e	i	l	l	y	R	d				D 2000
26.5	31.3	35.6	37.8	40	41.6	46.1	52.1	56.9			34

FILENAME: U2519CB\_SGN\_Guidesign\_English NORTH CAROLINA D.O.T. SIGN DETAIL

**SIGN NUMBER:** 304 **BACKG COLOR:** Green/Green **COPY COLOR:** White  
**TYPE:** D **DESIGN BY:** none **CHECKED BY:** CHECKED **DATE:** Jul 27, 2013  
**QUANTITY:** 1 **PROJECT ID:** ID **DIV:** DIV

SYMBOL	X	Y	WID	HT
ARUP	6.4	17.1	6	9
ARUP	48.5	3.9	6	9

SIGN WIDTH: 5'-6" HEIGHT: 2'-6" TOTAL AREA: 13.8 Sq.Ft.  
 BORDER TYPE: FLUSH RECESS: 0" WIDTH: 0.75" RADII: 3"  
 NO. Z BARS: 2 MAT'L: 0.125" (3.2 mm) ALUMINUM

**USE NOTES:** 1, 4  
 1. Legend and border shall be direct applied Grade C reflective sheeting.  
 2. Legend and border shall be direct applied non-reflective sheeting.  
 3. Shields shall be Grade C reflective sheeting on 0.032" (0.8mm) aluminum and demountable.  
 4. Background shall be Grade C reflective sheeting.  
 5. Background shall be Type I reflective sheeting.  
 6. Center arrow(s) vertically on sign.  
 7. Bottom panel shall be yellow Type III sheeting. Legend shall be direct applied black non-reflective sheeting. Yellow panel is:

Spacing Factor is 1 unless specified otherwise

Letter locations are panel edge to lower left corner											Series/Size
C	a	n	o	p	y	L	n				Text Length
18.4	23.4	27.9	32.4	37	41.1	45.6	51.6	56.1			D 2000
											41.2
R	e	i	l	l	y	R	d				D 2000
8.5	13.3	17.6	19.8	22	23.6	28.1	34.1	38.9			34

FILENAME: U2519CB\_SGN\_Guidesign\_English NORTH CAROLINA D.O.T. SIGN DETAIL

**SIGN NUMBER:** 303 **BACKG COLOR:** Green/Green **COPY COLOR:** White  
**TYPE:** D **DESIGN BY:** none **CHECKED BY:** CHECKED **DATE:** Jul 27, 2013  
**QUANTITY:** 1 **PROJECT ID:** ID **DIV:** DIV

SYMBOL	X	Y	WID	HT
ARUP	6.4	22.3	6	9
ARUPR1	48.5	4.7	8.9	8.9

SIGN WIDTH: 5'-6" HEIGHT: 3'-0" TOTAL AREA: 16.5 Sq.Ft.  
 BORDER TYPE: FLUSH RECESS: 0" WIDTH: 0.75" RADII: 6"  
 NO. Z BARS: 2 MAT'L: 0.125" (3.2 mm) ALUMINUM

**USE NOTES:** 1, 4  
 1. Legend and border shall be direct applied Grade C reflective sheeting.  
 2. Legend and border shall be direct applied non-reflective sheeting.  
 3. Shields shall be Grade C reflective sheeting on 0.032" (0.8mm) aluminum and demountable.  
 4. Background shall be Grade C reflective sheeting.  
 5. Background shall be Type I reflective sheeting.  
 6. Center arrow(s) vertically on sign.  
 7. Bottom panel shall be yellow Type III sheeting. Legend shall be direct applied black non-reflective sheeting. Yellow panel is:

Spacing Factor is 1 unless specified otherwise

Letter locations are panel edge to lower left corner											Series/Size
C	a	n	o	p	y	L	n				Text Length
18.4	23.4	27.9	32.4	37	41.1	45.6	51.6	56.1			D 2000
											41.2
R	e	i	l	l	y	R	d				D 2000
8.6	13.3	17.7	19.8	22	23.7	28.2	34.2	38.9			34

FILENAME: U2519CB\_SGN\_Guidesign\_English NORTH CAROLINA D.O.T. SIGN DETAIL

**SIGN NUMBER:** 305 **BACKG COLOR:** Green/Green **COPY COLOR:** White  
**TYPE:** D **DESIGN BY:** none **CHECKED BY:** CHECKED **DATE:** Aug 28, 2013  
**QUANTITY:** 1 **PROJECT ID:** ID **DIV:** DIV

SYMBOL	X	Y	WID	HT
ARUP	6.4	22.3	6	9
ARUPR1	48.5	4.7	8.9	8.9

SIGN WIDTH: 5'-6" HEIGHT: 3'-0" TOTAL AREA: 16.5 Sq.Ft.  
 BORDER TYPE: FLUSH RECESS: 0" WIDTH: 0.75" RADII: 6"  
 NO. Z BARS: 2 MAT'L: 0.125" (3.2 mm) ALUMINUM


**USE NOTES:** 1, 4  
 1. Legend and border shall be direct applied Grade C reflective sheeting.  
 2. Legend and border shall be direct applied non-reflective sheeting.  
 3. Shields shall be Grade C reflective sheeting on 0.032" (0.8mm) aluminum and demountable.  
 4. Background shall be Grade C reflective sheeting.  
 5. Background shall be Type I reflective sheeting.  
 6. Center arrow(s) vertically on sign.  
 7. Bottom panel shall be yellow Type III sheeting. Legend shall be direct applied black non-reflective sheeting. Yellow panel is:

Spacing Factor is 1 unless specified otherwise

Letter locations are panel edge to lower left corner											Series/Size
C	a	n	o	p	y	L	n				Text Length
18.4	23.4	27.9	32.4	37	41.1	45.6	51.6	56.1			D 2000
											41.2
R	e	i	l	l	y	R	d				D 2000
8.6	13.3	17.7	19.8	22	23.7	28.2	34.2	38.9			34

FILENAME: u2519cb\_sgn\_s1gn designs NORTH CAROLINA D.O.T. SIGN DETAIL

APPROVED: *Tim Arey*  
 DATE: 04/01/14



SIGN NUMBER: 306 TYPE: D BACKG COLOR: Green/Green COPY COLOR: White  
 QUANTITY: 1  
 SIGN WIDTH: 6'-0" HEIGHT: 2'-6" TOTAL AREA: 15.0 Sq.Ft.  
 BORDER TYPE: FLUSH RECESS: 0" WIDTH: 0.75" RADII: 3"  
 NO. Z BARS: 1 LENGTH: MAT'L: 0.125" (3.2 mm) ALUMINUM

SYMBOL	X	Y	WID	HT
ARUP	7.9	19.3	6	9
ARUP	51.5	4.7	6	9

DESIGN BY: none CHECKED BY: CHECKED DATE: Dec 10, 2013  
 PROJECT ID: ID DIV: DIV

USE NOTES: 1, 4  
 1. Legend and border shall be direct applied Grade C reflective sheeting.  
 2. Legend and border shall be direct applied non-reflective sheeting.  
 3. Shields shall be Grade C reflective sheeting on 0.032" (0.8mm) aluminum and demountable.  
 4. Background shall be Grade C reflective sheeting.  
 5. Background shall be Type I reflective sheeting.  
 6. Center arrow(s) vertically on sign.  
 7. Bottom panel shall be yellow Type III sheeting. Legend shall be direct applied black non-reflective sheeting. Yellow panel is:

Spacing Factor is 1 unless specified otherwise

LETTER POSITIONS

Letter locations are panel edge to lower left corner

Series/Size	Text	Length
D 2000	C a n o p y L n	41.2
D 2000	R e i l l y R d	34

FILENAME: U2519CB\_SGM\_GuideSign\_Eng1ish NORTH CAROLINA D.O.T. SIGN DETAIL

SIGN NUMBER: 901, 902 TYPE: OVERLAY BACKG COLOR: Green COPY COLOR: Green  
 QUANTITY: 2  
 SIGN WIDTH: 8'-10" HEIGHT: 3'-4" TOTAL AREA: 29.4 Sq.Ft.  
 BORDER TYPE: FLUSH RECESS: 0" WIDTH: 0" RADII: 0"  
 NO. Z BARS: 1 LENGTH: MAT'L: 0.125" (3.2 mm) ALUMINUM

SYMBOL	X	Y	WID	HT
NC363A	2	2	36	36

DESIGN BY: none CHECKED BY: CHECKED DATE: Mar 23, 2014  
 PROJECT ID: ID DIV: DIV

USE NOTES: 1, 3, 4  
 1. Legend and border shall be direct applied Grade C reflective sheeting.  
 2. Legend and border shall be direct applied non-reflective sheeting.  
 3. Shields shall be Grade C reflective sheeting on 0.032" (0.8mm) aluminum and demountable.  
 4. Background shall be Grade C reflective sheeting.  
 5. Background shall be Type I reflective sheeting.  
 6. Center arrow(s) vertically on sign.  
 7. Bottom panel shall be yellow Type III sheeting. Legend shall be direct applied black non-reflective sheeting. Yellow panel is:

Spacing Factor is 1 unless specified otherwise

LETTER POSITIONS

Letter locations are panel edge to lower left corner

Series/Size	Text	Length
D 2000	S O U T H	51

FILENAME: U2519CB\_SGM\_GuideSign\_Eng1ish NORTH CAROLINA D.O.T. SIGN DETAIL

SIGN NUMBER: 903, 904, 905 TYPE: OVERLAY BACKG COLOR: Green COPY COLOR: Green  
 QUANTITY: 3  
 SIGN WIDTH: 9'-6" HEIGHT: 3'-4" TOTAL AREA: 31.7 Sq.Ft.  
 BORDER TYPE: FLUSH RECESS: 0" WIDTH: 0" RADII: 0"  
 NO. Z BARS: 2 LENGTH: 106.0 MAT'L: 0.125" (3.2 mm) ALUMINUM

SYMBOL	X	Y	WID	HT
NC363A	1.6	2	36	36

DESIGN BY: none CHECKED BY: CHECKED DATE: Mar 23, 2014  
 PROJECT ID: ID DIV: DIV

USE NOTES: 1, 3, 4  
 1. Legend and border shall be direct applied Grade C reflective sheeting.  
 2. Legend and border shall be direct applied non-reflective sheeting.  
 3. Shields shall be Grade C reflective sheeting on 0.032" (0.8mm) aluminum and demountable.  
 4. Background shall be Grade C reflective sheeting.  
 5. Background shall be Type I reflective sheeting.  
 6. Center arrow(s) vertically on sign.  
 7. Bottom panel shall be yellow Type III sheeting. Legend shall be direct applied black non-reflective sheeting. Yellow panel is:

Spacing Factor is 1 unless specified otherwise


LETTER POSITIONS

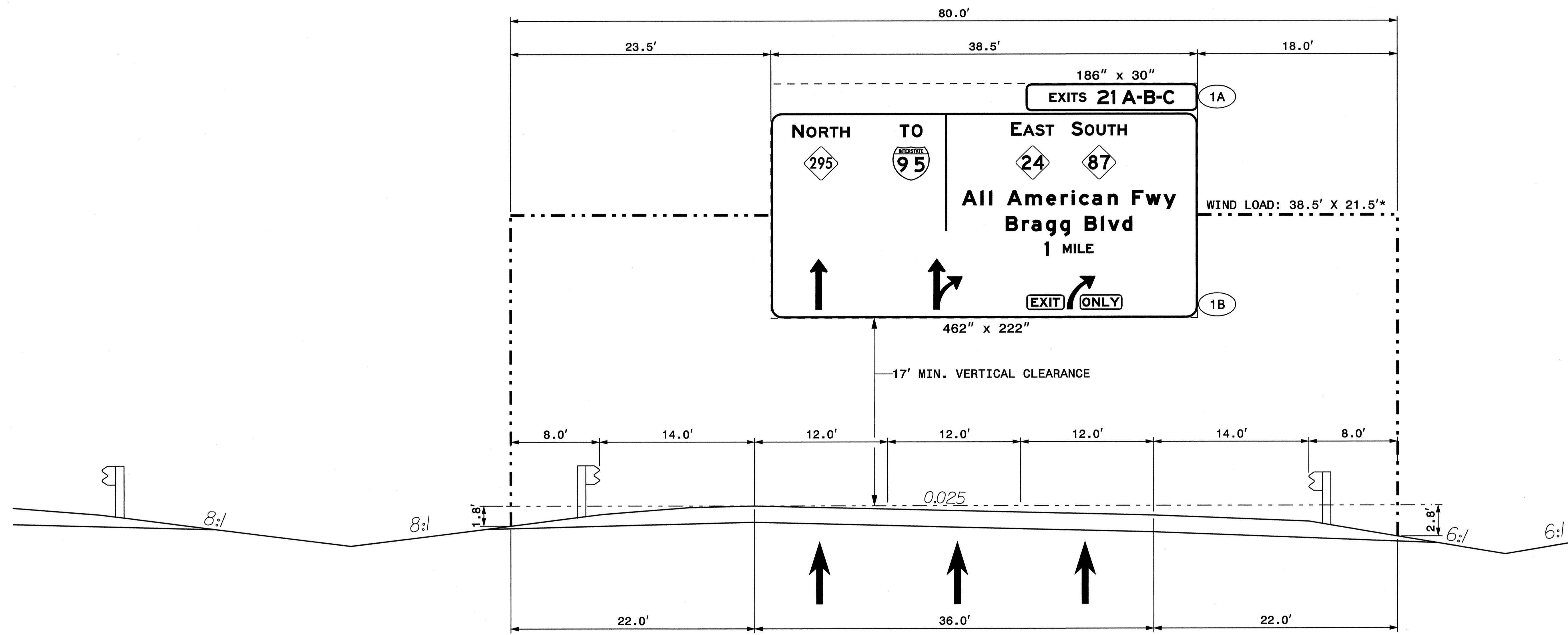
Letter locations are panel edge to lower left corner

Series/Size	Text	Length
E 2000	S O U T H	59.8

FILENAME: U2519CB\_SGM\_GuideSign\_Eng1ish NORTH CAROLINA D.O.T. SIGN DETAIL

\* THESE DIMENSIONS SHALL BE USED FOR WIND LOAD AND DEAD LOAD COMPUTATIONS IN DESIGN OF STRUCTURE AND FOOTINGS. DESIGN AND CONSTRUCTION REQUIREMENTS FOR SIGN STRUCTURES SHALL ACCOMMODATE WIND VELOCITY OF 110 M.P.H.

TIP NO. U-2519CB	SHEET NO. SIGN-5A
APPROVED: <i>Tom Arny</i>	
DATE: 04/01/14	
SEAL	
	




**PROPOSED OVERHEAD SIGN ASSEMBLY A  
STA. 976+60 -L-**

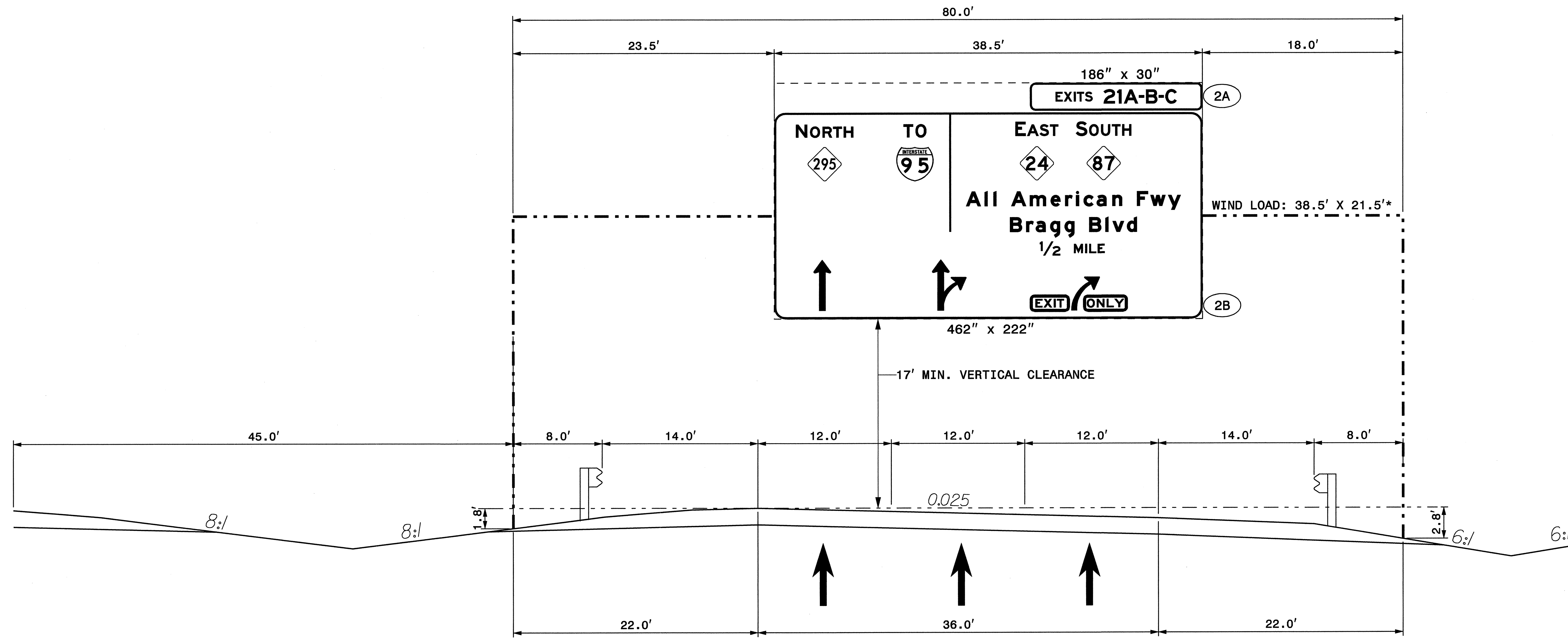
**NOTES:**

1. IF THE CONTRACTOR BIDS ALUMINUM SIGN STRUCTURE, EACH SHALL BE PROVIDED WITH AN APPROVED HIGHWAY TRUSS DAMPER DEVICE IN ACCORDANCE WITH AASHTO SPECIFICATIONS.
2. MOUNT SIGNS VERTICALLY CENTERED ON HORIZONTAL MEMBER OF STRUCTURE.
3. FIELD VERIFICATION SHALL BE REQUIRED FOR ALL FOOTING ELEVATIONS, PER THE LATEST NCDOT STANDARD SPECIFICATIONS FOR ROADS AND STRUCTURES. PROVIDE FIELD VERIFICATION TO THE SIGNING SECTION.
4. THE TOP OF THE FOOTING SHALL EXTEND AT LEAST 4 INCHES AND NOT MORE THAN 24 INCHES ABOVE THE HIGHEST POINT OF THE GROUND SURFACE AT THE FOOTING.
5. SIGN HANGERS AND ATTACHMENT HARDWARE SHALL BE PROVIDED AND INSTALLED ON THE ASSEMBLY TO ACCOMMODATE ALL SIGNS SHOWN IN THIS PLAN SHEET.

**OVERHEAD SIGN ASSEMBLY**

\* THESE DIMENSIONS SHALL BE USED FOR WIND LOAD AND DEAD LOAD COMPUTATIONS IN DESIGN OF STRUCTURE AND FOOTINGS. DESIGN AND CONSTRUCTION REQUIREMENTS FOR SIGN STRUCTURES SHALL ACCOMMODATE WIND VELOCITY OF 110 M.P.H.

TIP NO. U-2519CB	SHEET NO. SIGN-5B
APPROVED: <i>Jim Arvey</i>	
DATE: 04/01/14	
SEAL	
	




PROPOSED OVERHEAD SIGN ASSEMBLY B  
STA. 36+60 -L-

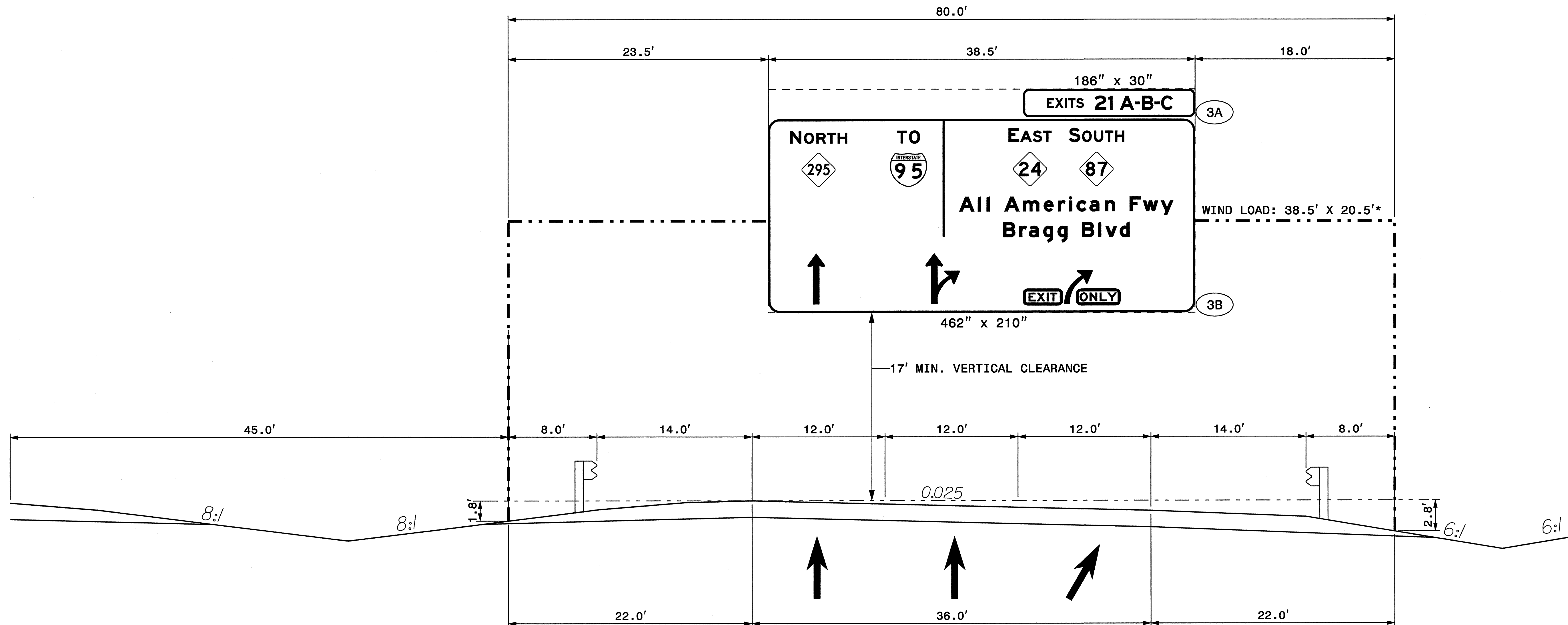
NOTES:

1. IF THE CONTRACTOR BIDS ALUMINUM SIGN STRUCTURE, EACH SHALL BE PROVIDED WITH AN APPROVED HIGHWAY TRUSS DAMPER DEVICE IN ACCORDANCE WITH AASHTO SPECIFICATIONS.
2. MOUNT SIGNS VERTICALLY CENTERED ON HORIZONTAL MEMBER OF STRUCTURE.
3. FIELD VERIFICATION SHALL BE REQUIRED FOR ALL FOOTING ELEVATIONS, PER THE LATEST NCDOT STANDARD SPECIFICATIONS FOR ROADS AND STRUCTURES. PROVIDE FIELD VERIFICATION TO THE SIGNING SECTION.
4. THE TOP OF THE FOOTING SHALL EXTEND AT LEAST 4 INCHES AND NOT MORE THAN 24 INCHES ABOVE THE HIGHEST POINT OF THE GROUND SURFACE AT THE FOOTING.
5. SIGN HANGERS AND ATTACHMENT HARDWARE SHALL BE PROVIDED AND INSTALLED ON THE ASSEMBLY TO ACCOMMODATE ALL SIGNS SHOWN IN THIS PLAN SHEET.

**OVERHEAD SIGN ASSEMBLY**

\* THESE DIMENSIONS SHALL BE USED FOR WIND LOAD AND DEAD LOAD COMPUTATIONS IN DESIGN OF STRUCTURE AND FOOTINGS. DESIGN AND CONSTRUCTION REQUIREMENTS FOR SIGN STRUCTURES SHALL ACCOMMODATE WIND VELOCITY OF 110 M.P.H.

TIP NO. U-2519CB	SHEET NO. SIGN-5C
APPROVED: <i>Tim Arey</i>	
DATE: 04/01/14	
SEAL	
	



PROPOSED OVERHEAD SIGN ASSEMBLY C  
STA. 63+00 -L-

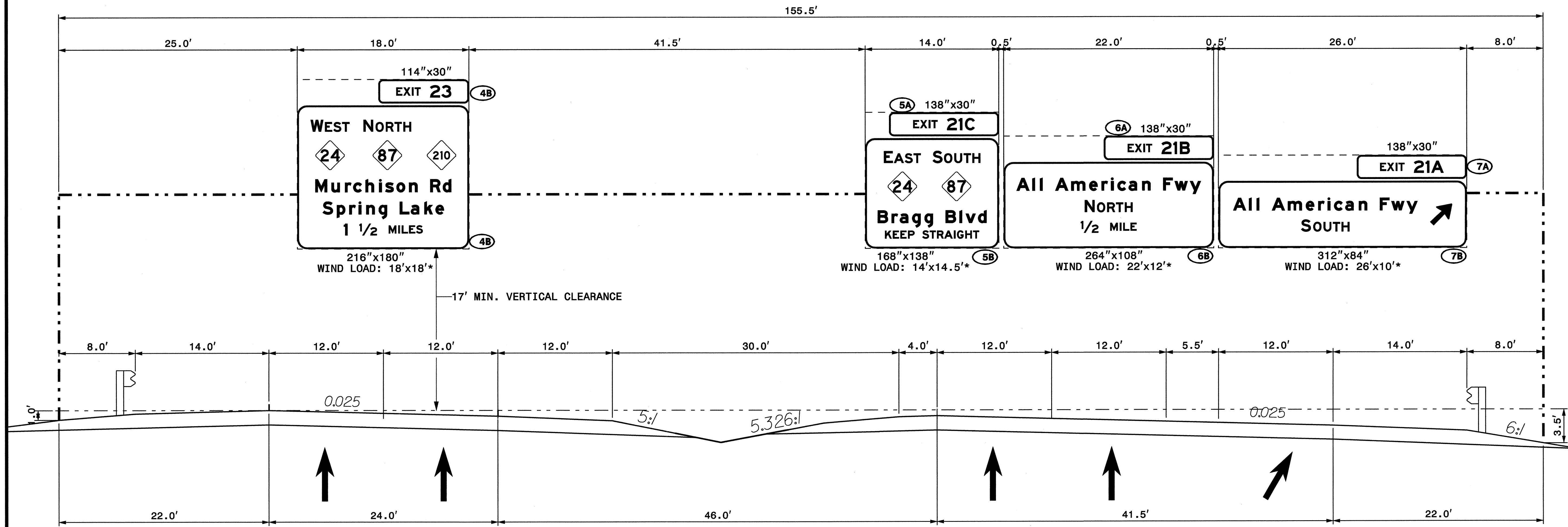
NOTES:

1. IF THE CONTRACTOR BIDS ALUMINUM SIGN STRUCTURE, EACH SHALL BE PROVIDED WITH AN APPROVED HIGHWAY TRUSS DAMPER DEVICE IN ACCORDANCE WITH AASHTO SPECIFICATIONS.
2. MOUNT SIGNS VERTICALLY CENTERED ON HORIZONTAL MEMBER OF STRUCTURE.
3. FIELD VERIFICATION SHALL BE REQUIRED FOR ALL FOOTING ELEVATIONS, PER THE LATEST NCDOT STANDARD SPECIFICATIONS FOR ROADS AND STRUCTURES. PROVIDE FIELD VERIFICATION TO THE SIGNING SECTION.
4. THE TOP OF THE FOOTING SHALL EXTEND AT LEAST 4 INCHES AND NOT MORE THAN 24 INCHES ABOVE THE HIGHEST POINT OF THE GROUND SURFACE AT THE FOOTING.
5. SIGN HANGERS AND ATTACHMENT HARDWARE SHALL BE PROVIDED AND INSTALLED ON THE ASSEMBLY TO ACCOMMODATE ALL SIGNS SHOWN IN THIS PLAN SHEET.

**OVERHEAD SIGN ASSEMBLY**

\* THESE DIMENSIONS SHALL BE USED FOR WIND LOAD AND DEAD LOAD COMPUTATIONS IN DESIGN OF STRUCTURE AND FOOTINGS. DESIGN AND CONSTRUCTION REQUIREMENTS FOR SIGN STRUCTURES SHALL ACCOMMODATE WIND VELOCITY OF 110 M.P.H.

TIP NO. U-2519CB	SHEET NO. SIGN-5D
APPROVED: <i>Jim Arny</i>	
DATE: 04/01/14	
SEAL	



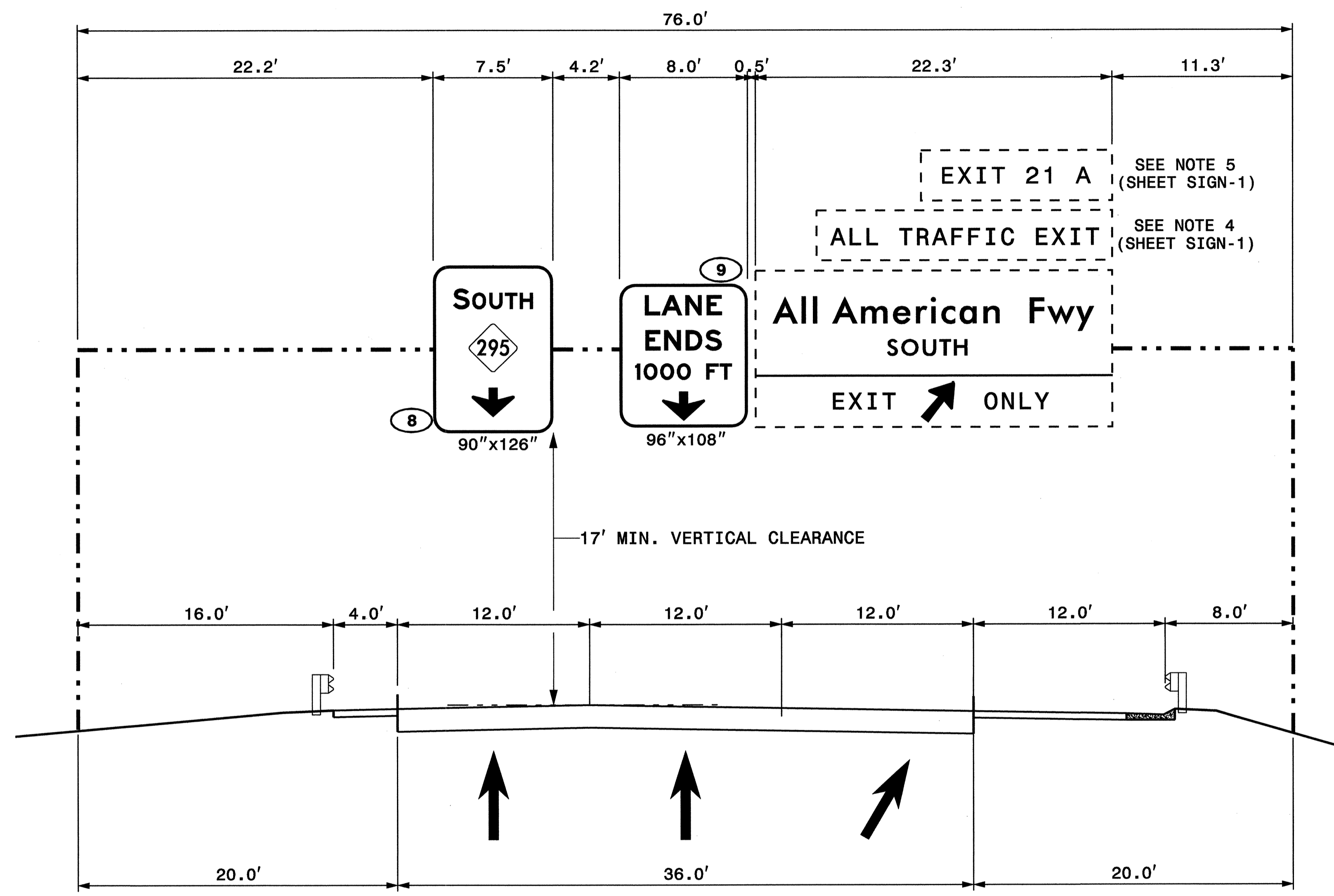
**PROPOSED OVERHEAD SIGN ASSEMBLY D  
STA. 81+25 -COL1-**

**NOTES:**

1. IF THE CONTRACTOR BIDS ALUMINUM SIGN STRUCTURE, EACH SHALL BE PROVIDED WITH AN APPROVED HIGHWAY TRUSS DAMPER DEVICE IN ACCORDANCE WITH AASHTO SPECIFICATIONS.
2. MOUNT SIGNS VERTICALLY CENTERED ON HORIZONTAL MEMBER OF STRUCTURE.
3. FIELD VERIFICATION SHALL BE REQUIRED FOR ALL FOOTING ELEVATIONS, PER THE LATEST NCDOT STANDARD SPECIFICATIONS FOR ROADS AND STRUCTURES. PROVIDE FIELD VERIFICATION TO THE SIGNING SECTION.
4. THE TOP OF THE FOOTING SHALL EXTEND AT LEAST 4 INCHES AND NOT MORE THAN 24 INCHES ABOVE THE HIGHEST POINT OF THE GROUND SURFACE AT THE FOOTING.
5. SIGN HANGERS AND ATTACHMENT HARDWARE SHALL BE PROVIDED AND INSTALLED ON THE ASSEMBLY TO ACCOMMODATE ALL SIGNS SHOWN IN THIS PLAN SHEET.

**OVERHEAD SIGN ASSEMBLY**

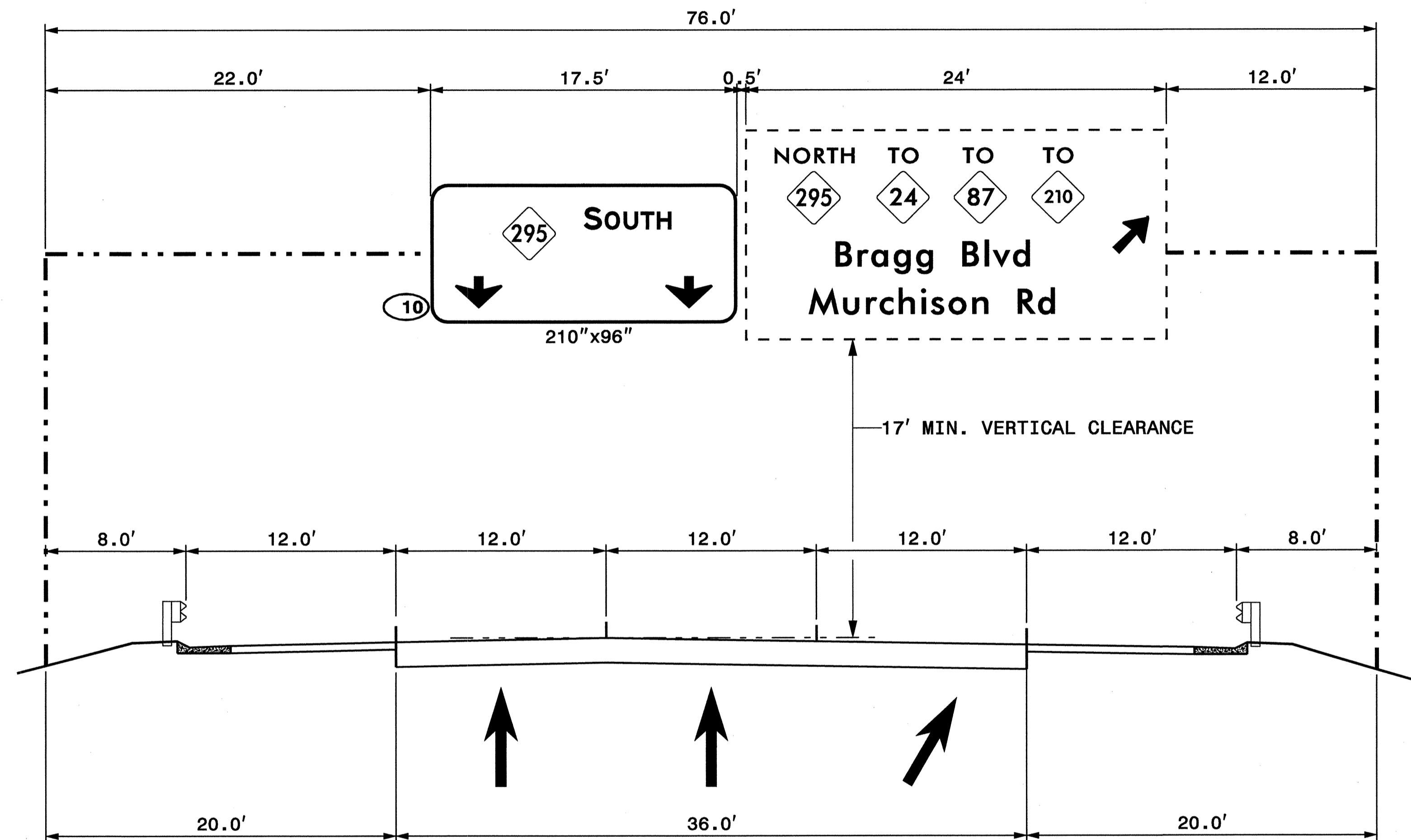




**EXISTING OVERHEAD SIGN ASSEMBLY "E"**  
**STA. 95+80 -COL2-**

- NOTES:
1. MOUNT SIGNS VERTICALLY CENTERED ON HORIZONTAL MEMBER OF STRUCTURE.

**OVERHEAD SIGN ASSEMBLY**

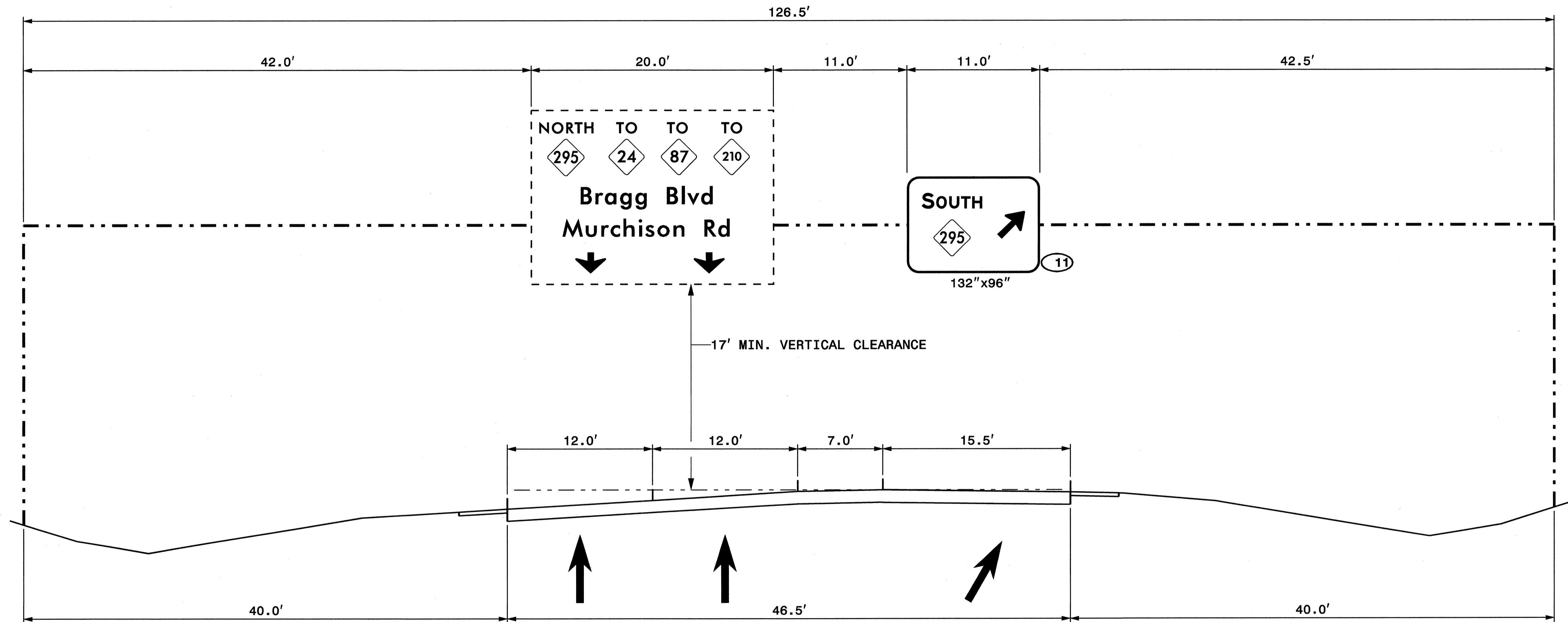


EXISTING OVERHEAD SIGN ASSEMBLY "F"  
STA. 80+00 -RP-

NOTES:

1. MOUNT SIGNS VERTICALLY CENTERED ON HORIZONTAL MEMBER OF STRUCTURE.

**OVERHEAD SIGN ASSEMBLY**




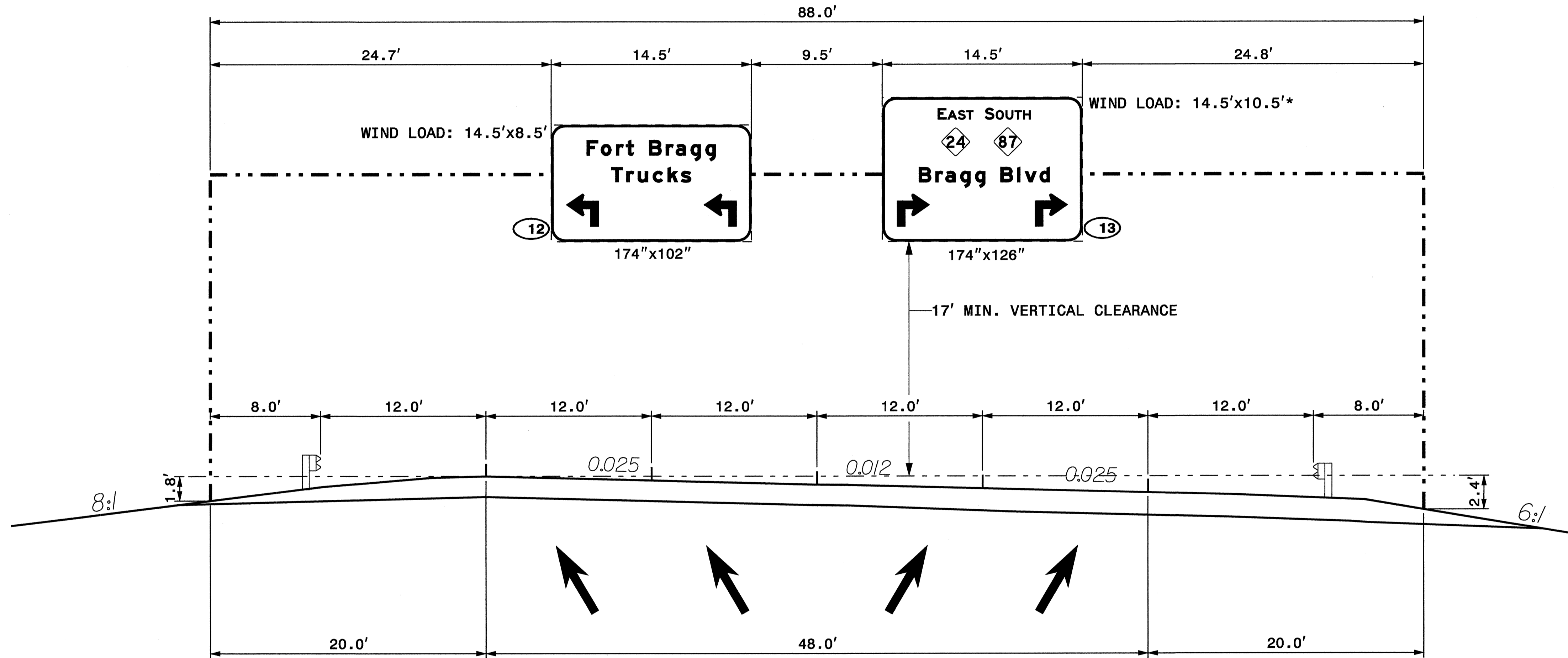
EXISTING OVERHEAD SIGN ASSEMBLY G  
STA. 33+65 -RP-

- NOTES:
1. MOUNT SIGNS VERTICALLY CENTERED ON HORIZONTAL MEMBER OF STRUCTURE.

**OVERHEAD SIGN ASSEMBLY**

\* THESE DIMENSIONS SHALL BE USED FOR WIND LOAD AND DEAD LOAD COMPUTATIONS IN DESIGN OF STRUCTURE AND FOOTINGS. DESIGN AND CONSTRUCTION REQUIREMENTS FOR SIGN STRUCTURES SHALL ACCOMMODATE WIND VELOCITY OF 110 M.P.H.

TIP NO. U-2519CB	SHEET NO. SIGN-5H
APPROVED: <i>Tim Arey</i>	
DATE: 04/01/14	
SEAL	
	

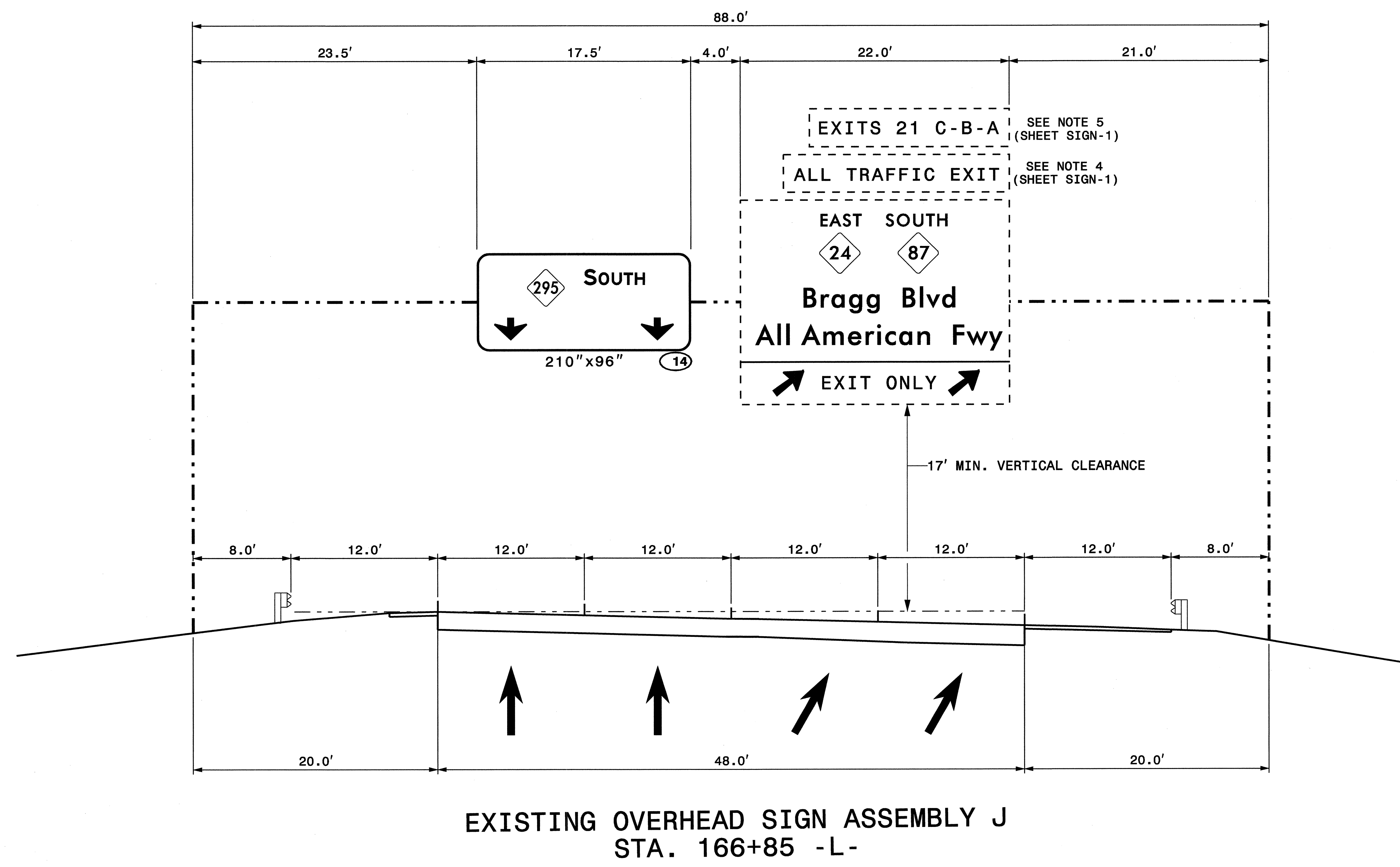


**PROPOSED OVERHEAD SIGN ASSEMBLY H  
STA. 131+30 -COL1-**

**NOTES:**

1. IF THE CONTRACTOR BIDS ALUMINUM SIGN STRUCTURE, EACH SHALL BE PROVIDED WITH AN APPROVED HIGHWAY TRUSS DAMPER DEVICE IN ACCORDANCE WITH AASHTO SPECIFICATIONS.
2. MOUNT SIGNS VERTICALLY CENTERED ON HORIZONTAL MEMBER OF STRUCTURE.
3. FIELD VERIFICATION SHALL BE REQUIRED FOR ALL FOOTING ELEVATIONS, PER THE LATEST NCDOT STANDARD SPECIFICATIONS FOR ROADS AND STRUCTURES. PROVIDE FIELD VERIFICATION TO THE SIGNING SECTION.
4. THE TOP OF THE FOOTING SHALL EXTEND AT LEAST 4 INCHES AND NOT MORE THAN 24 INCHES ABOVE THE HIGHEST POINT OF THE GROUND SURFACE AT THE FOOTING.
5. SIGN HANGERS AND ATTACHMENT HARDWARE SHALL BE PROVIDED AND INSTALLED ON THE ASSEMBLY TO ACCOMMODATE ALL SIGNS SHOWN IN THIS PLAN SHEET.


**OVERHEAD SIGN ASSEMBLY**

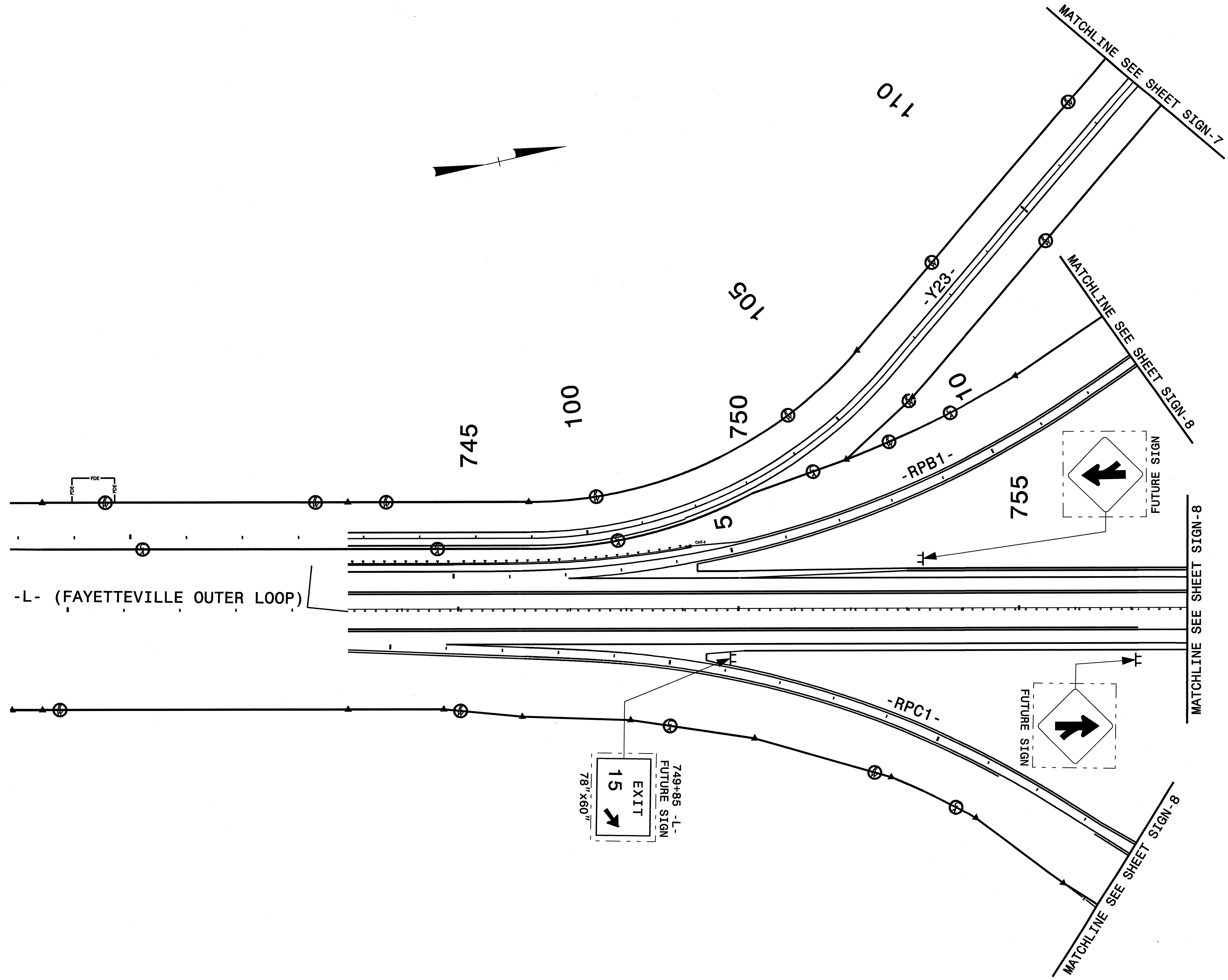


NOTES:

1. MOUNT SIGNS VERTICALLY CENTERED ON HORIZONTAL MEMBER OF STRUCTURE.

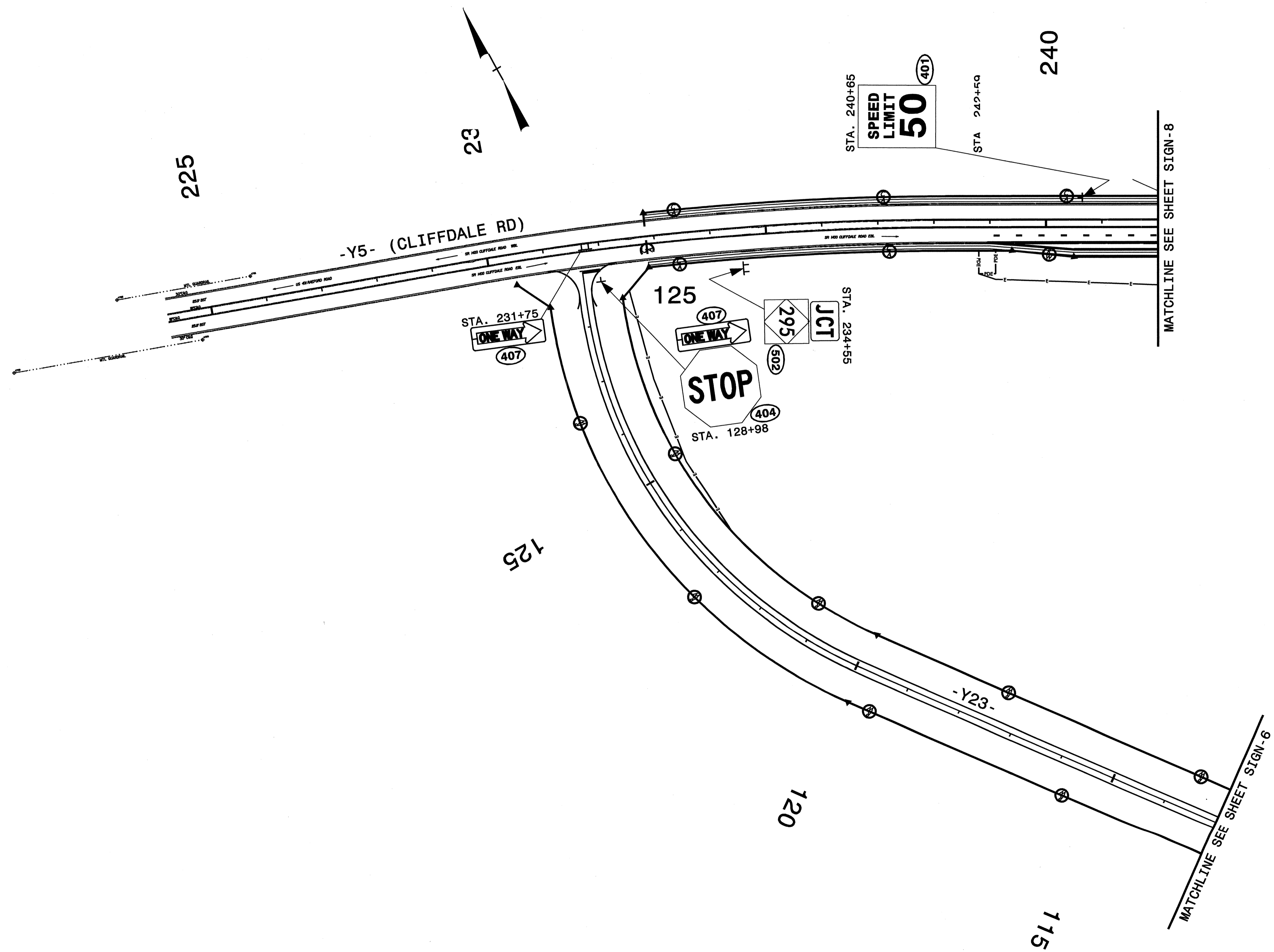

**OVERHEAD SIGN ASSEMBLY**

TIP NO. U-2519CB	SHEET NO. SIGN-6
APPROVED: <i>Tim Arey</i>	
DATE: 04/01/14	
SEAL	
	




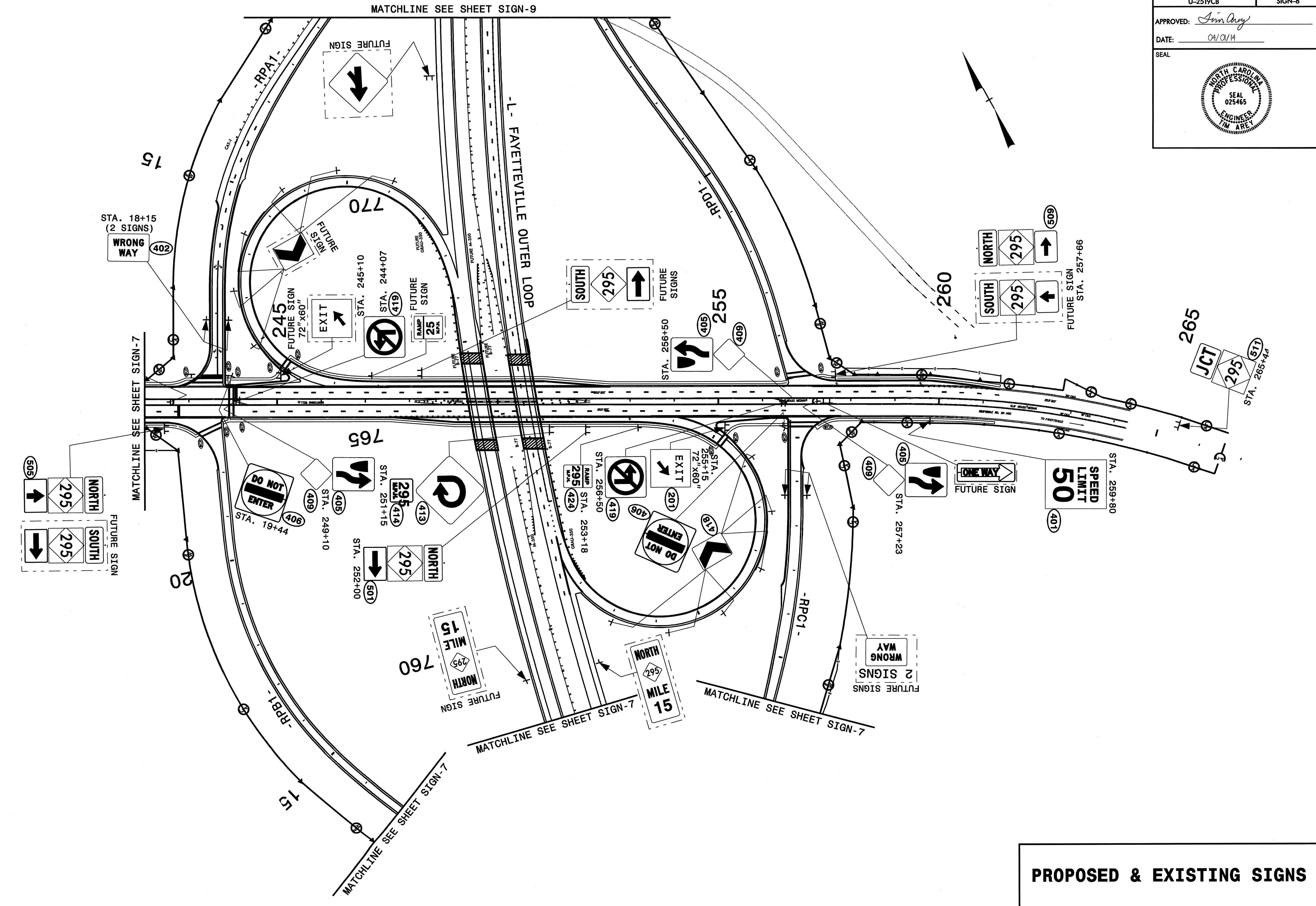
**PROPOSED & EXISTING SIGNS**

APPROVED: *Tim Arey*  
 DATE: 04/01/14




**PROPOSED & EXISTING SIGNS**

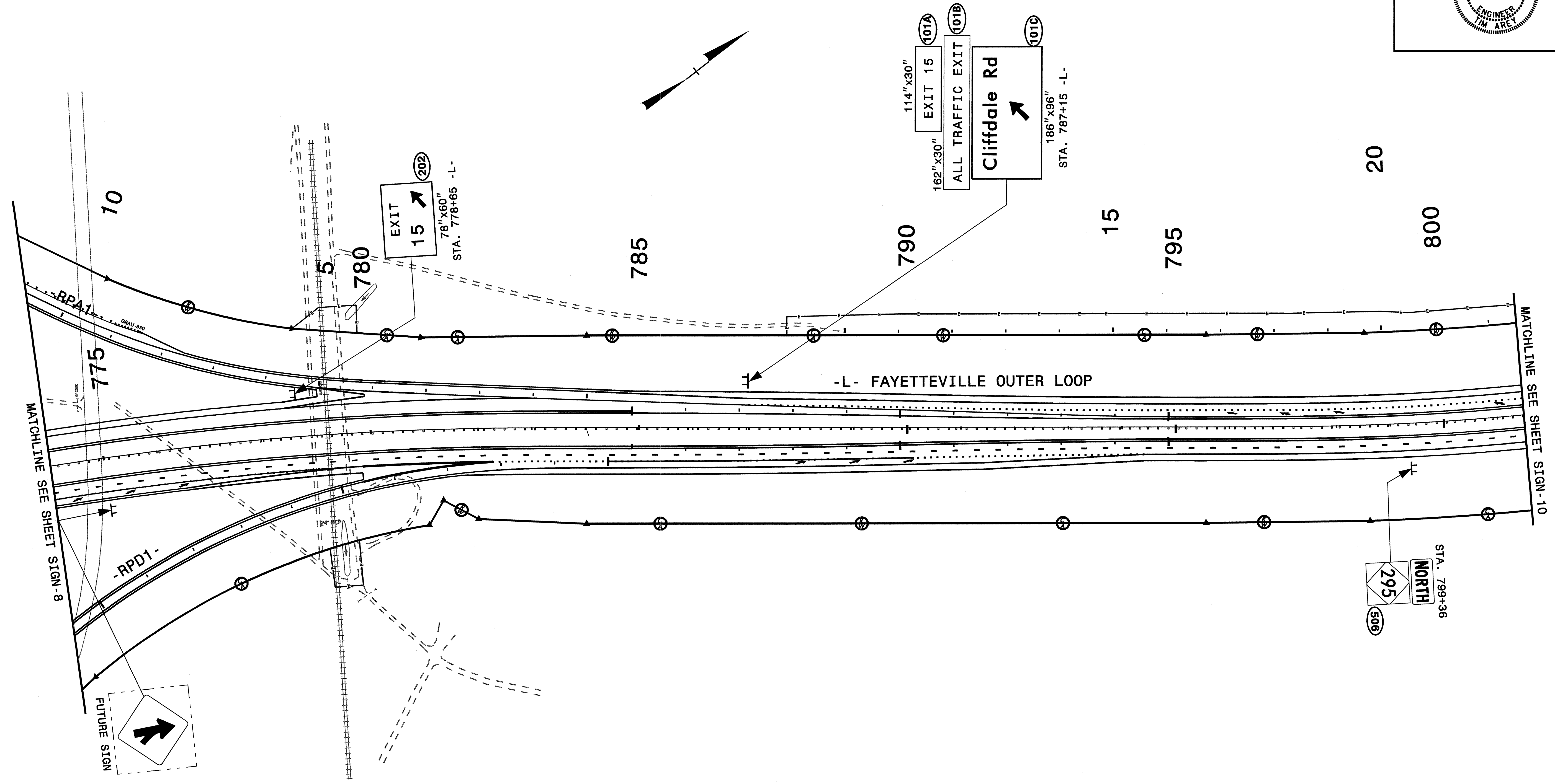
TIP NO. U-2519CB	SHEET NO. SIGN-8
APPROVED: <i>Jim Arvey</i>	
DATE: 04/01/14	
SEAL	
	




**PROPOSED & EXISTING SIGNS**

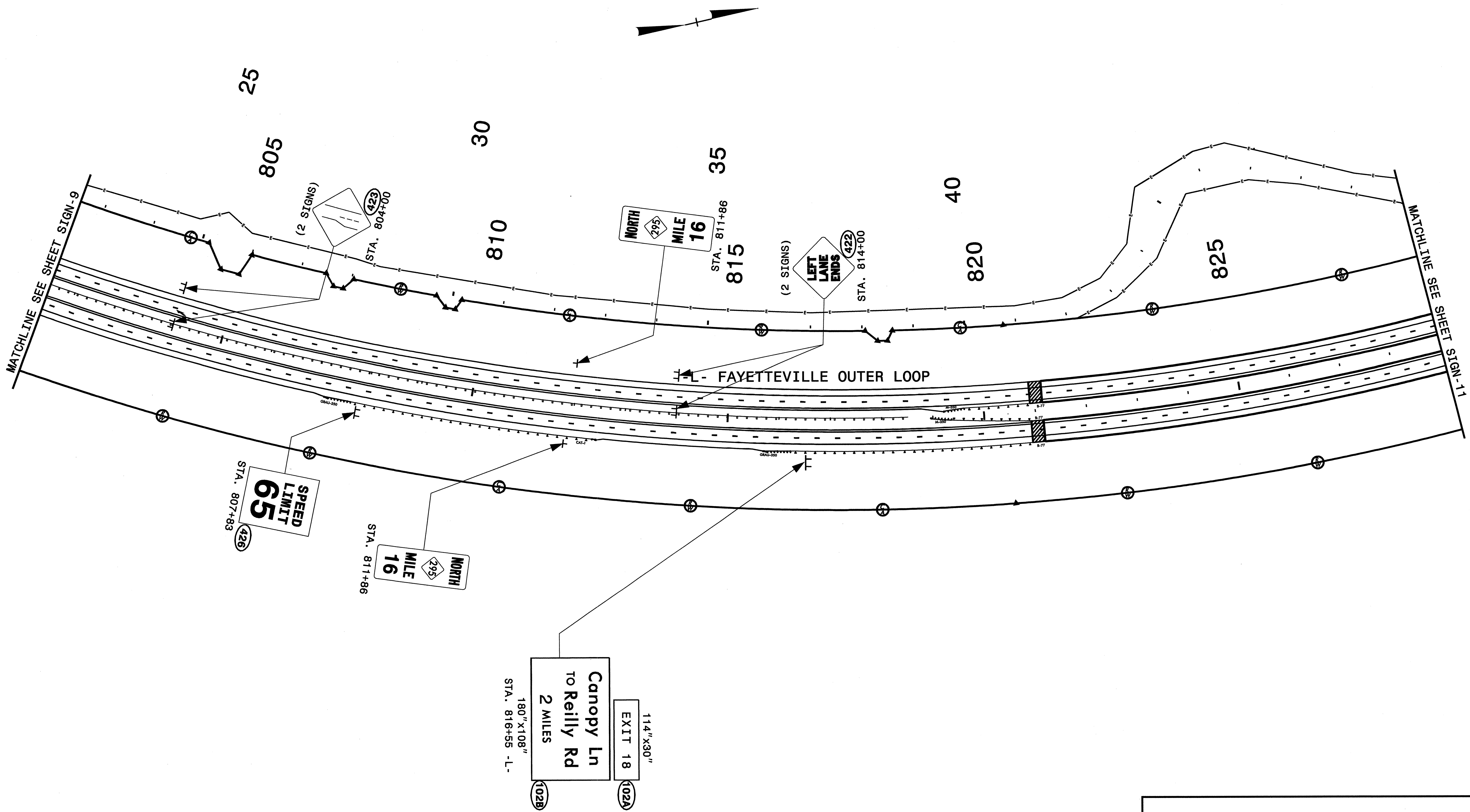


TIP NO. U-2519CB	SHEET NO. SIGN-9
APPROVED: <i>Tim Arrey</i>	
DATE: 04/01/14	
SEAL	
	




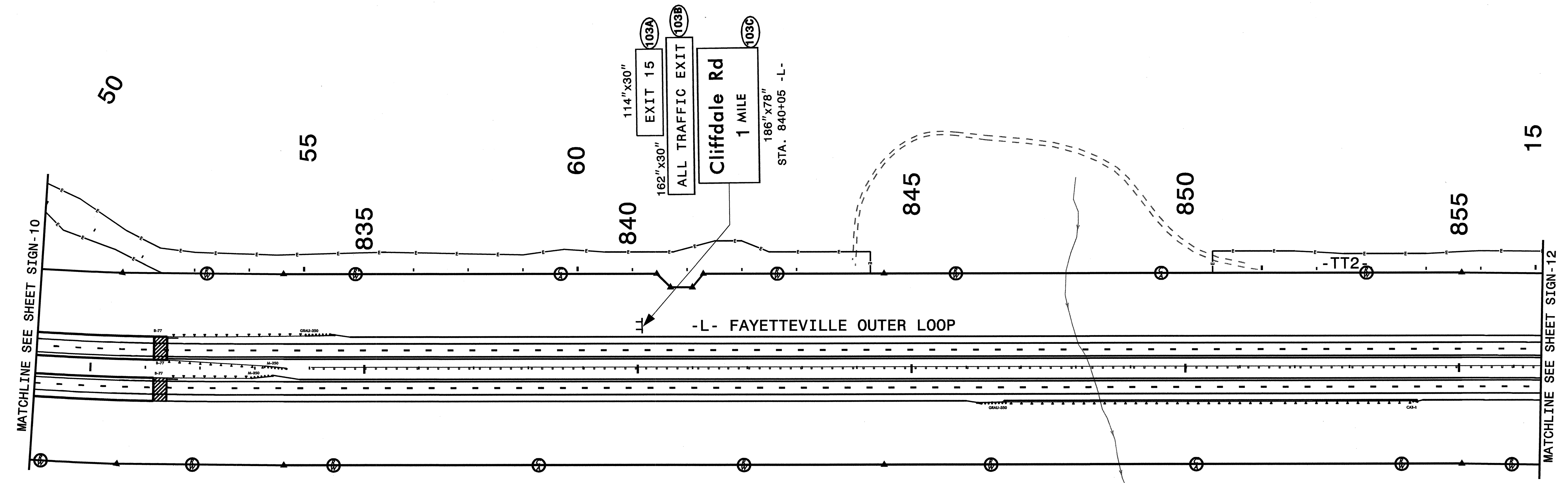
**PROPOSED & EXISTING SIGNS**

TIP NO. U-2519CB	SHEET NO. SIGN-10
APPROVED: <i>Tim Arey</i>	
DATE: 04/01/14	
SEAL	
	




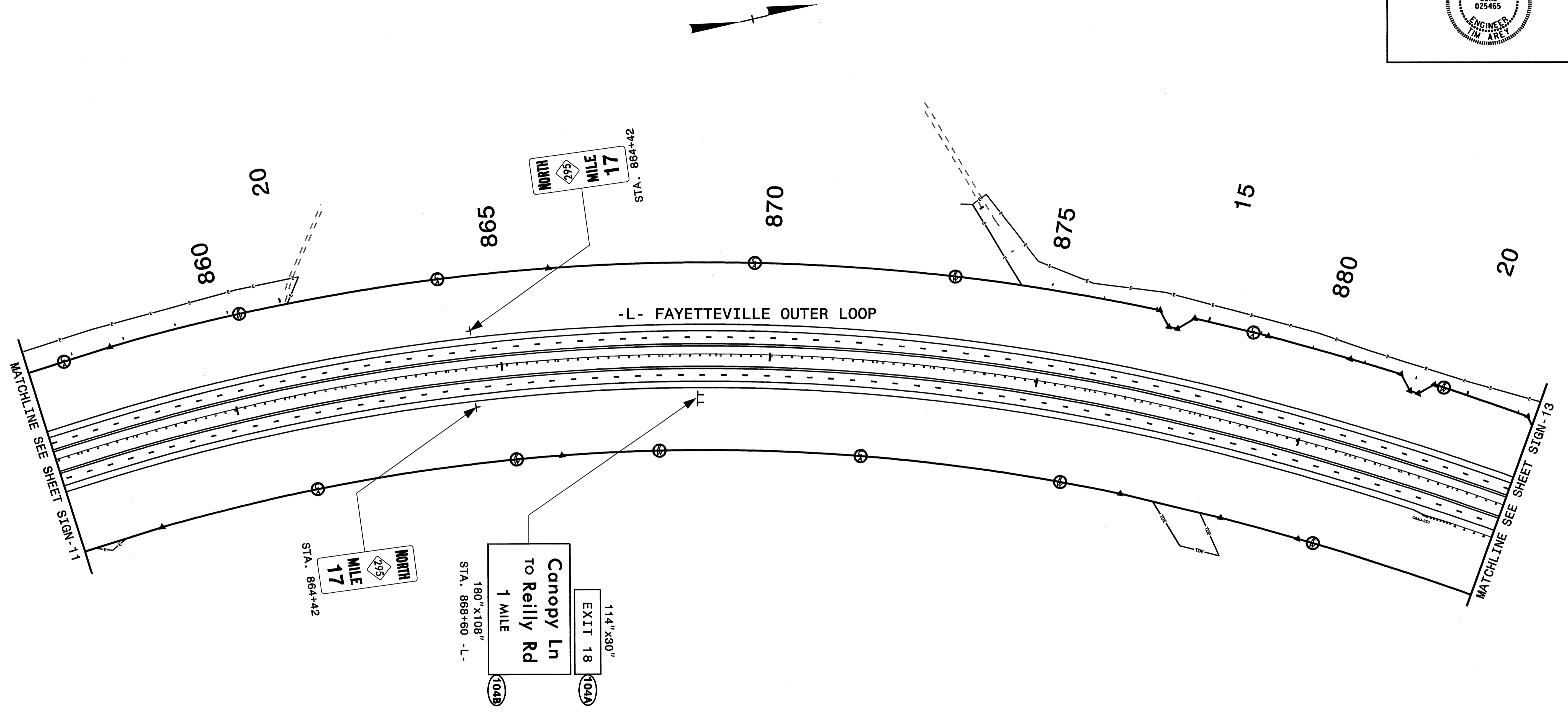
**PROPOSED & EXISTING SIGNS**

TIP NO. U-2519CB	SHEET NO. SIGN-11
APPROVED: <i>Tim Arey</i>	
DATE: 09/01/14	
SEAL	
	




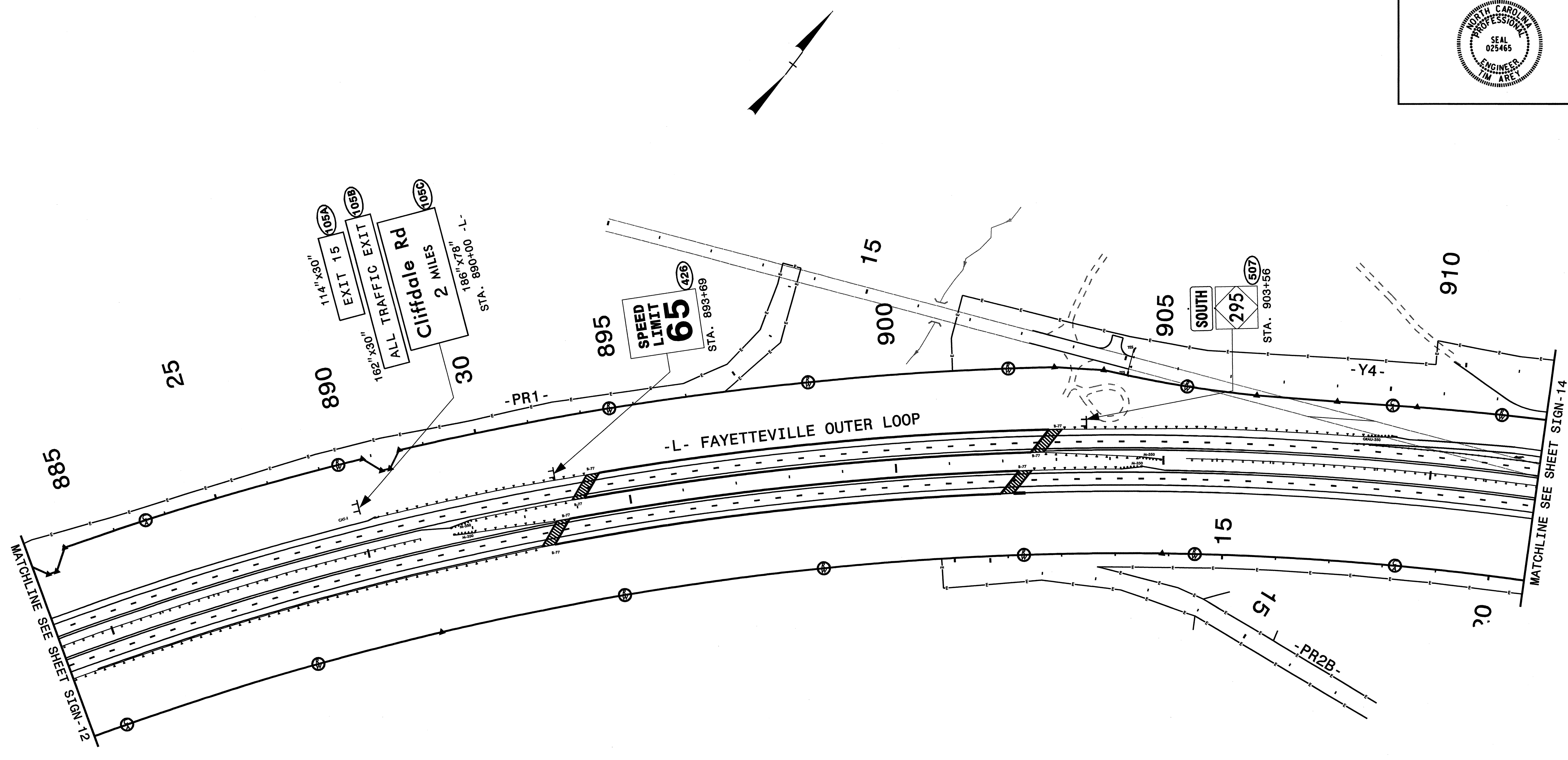
**PROPOSED & EXISTING SIGNS**

TIP NO. U-2519CB	SHEET NO. SIGN-12
APPROVED: <i>Tim Arey</i>	
DATE: 04/01/14	
SEAL	
	




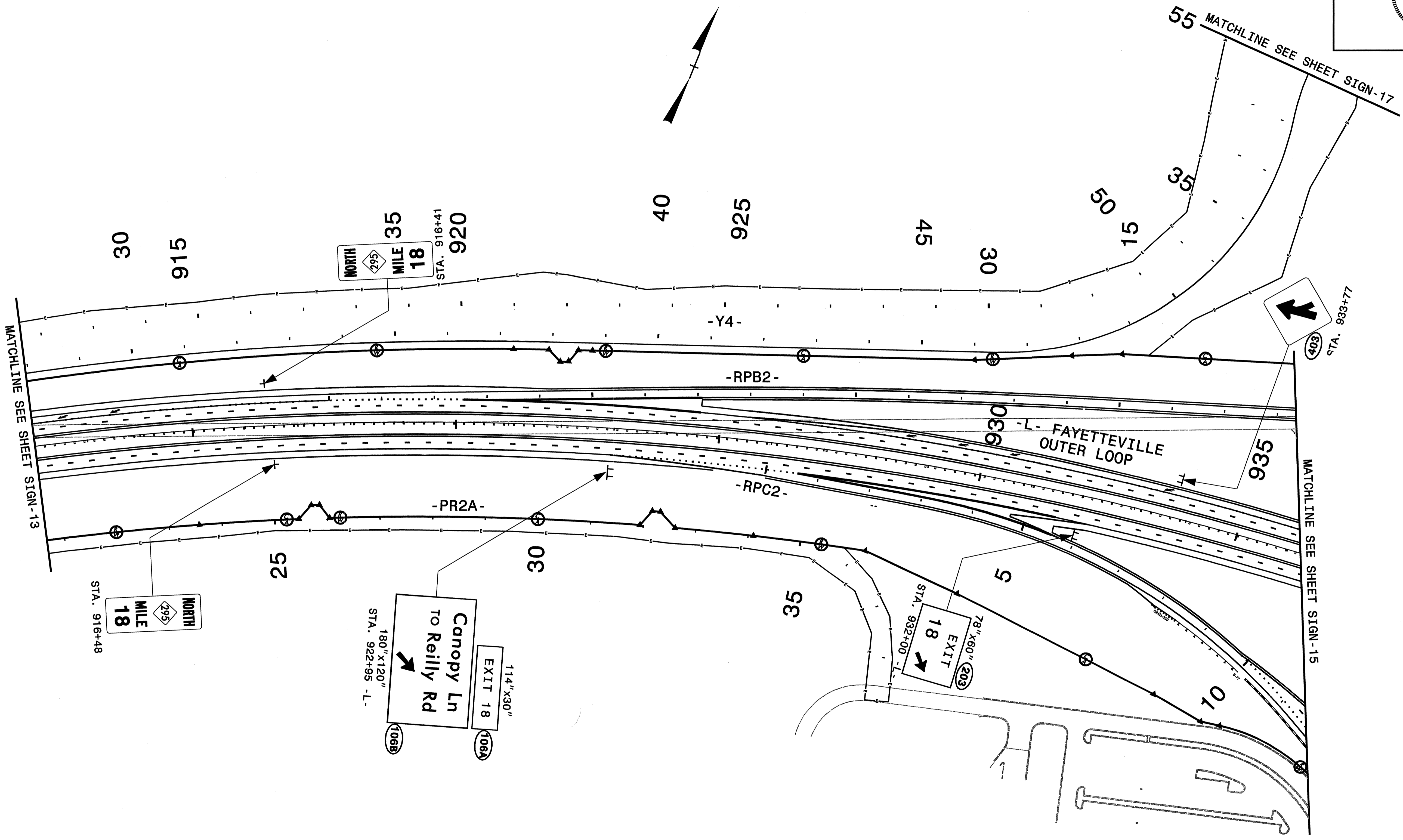
**PROPOSED & EXISTING SIGNS**

TIP NO. U-2519CB	SHEET NO. SIGN-13
APPROVED: <i>Tim Arrey</i>	
DATE: 04/01/14	
SEAL	
	




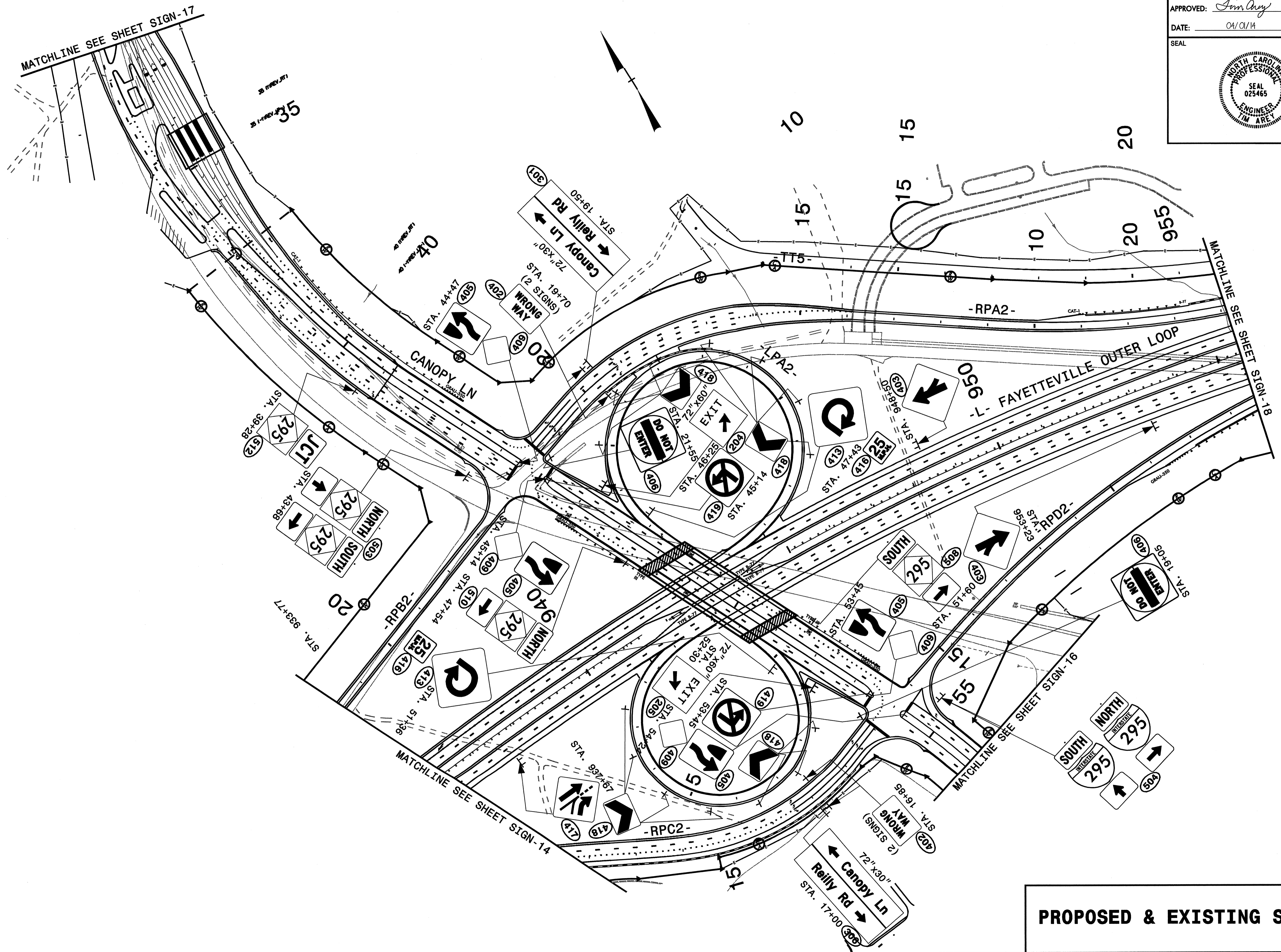
**PROPOSED & EXISTING SIGNS**

TIP NO. U-2519CB	SHEET NO. SIGN-14
APPROVED: <i>Tim Arrey</i>	
DATE: 04/01/14	
SEAL	
	

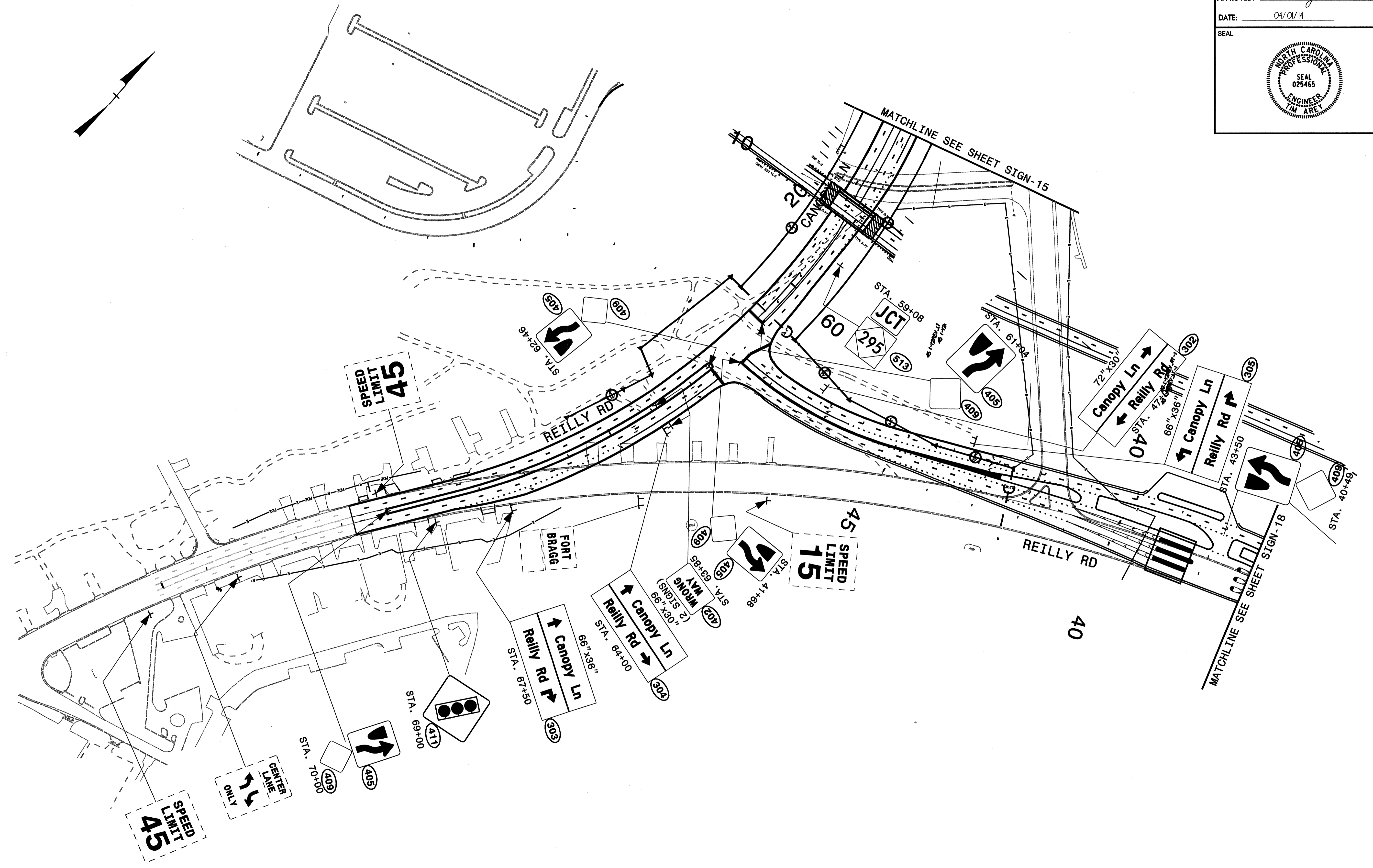



**PROPOSED & EXISTING SIGNS**

TIP NO. U-2519CB	SHEET NO. SIGN-15
APPROVED: <i>Tom Arvey</i>	
DATE: 04/01/14	
SEAL	
	



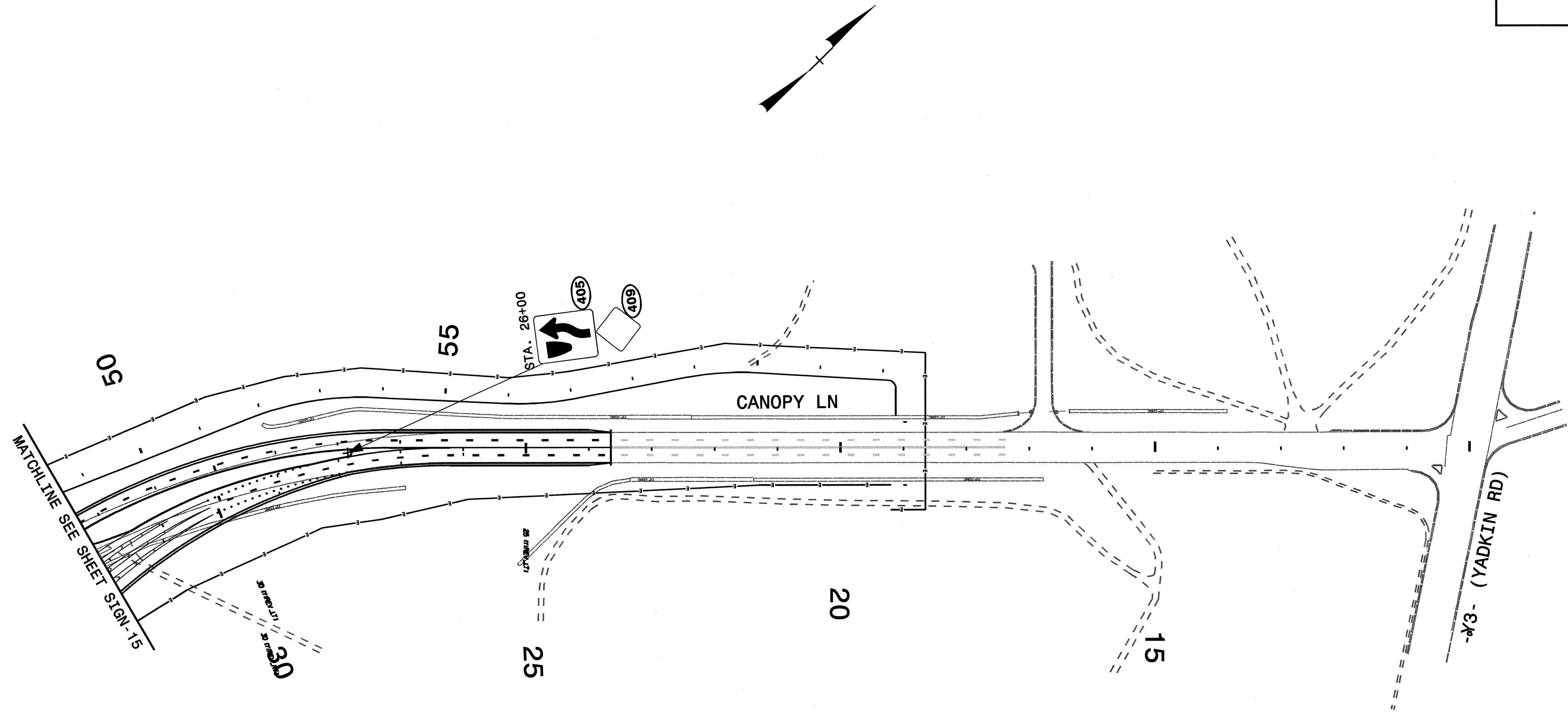

**PROPOSED & EXISTING SIGNS**



**PROPOSED & EXISTING SIGNS**

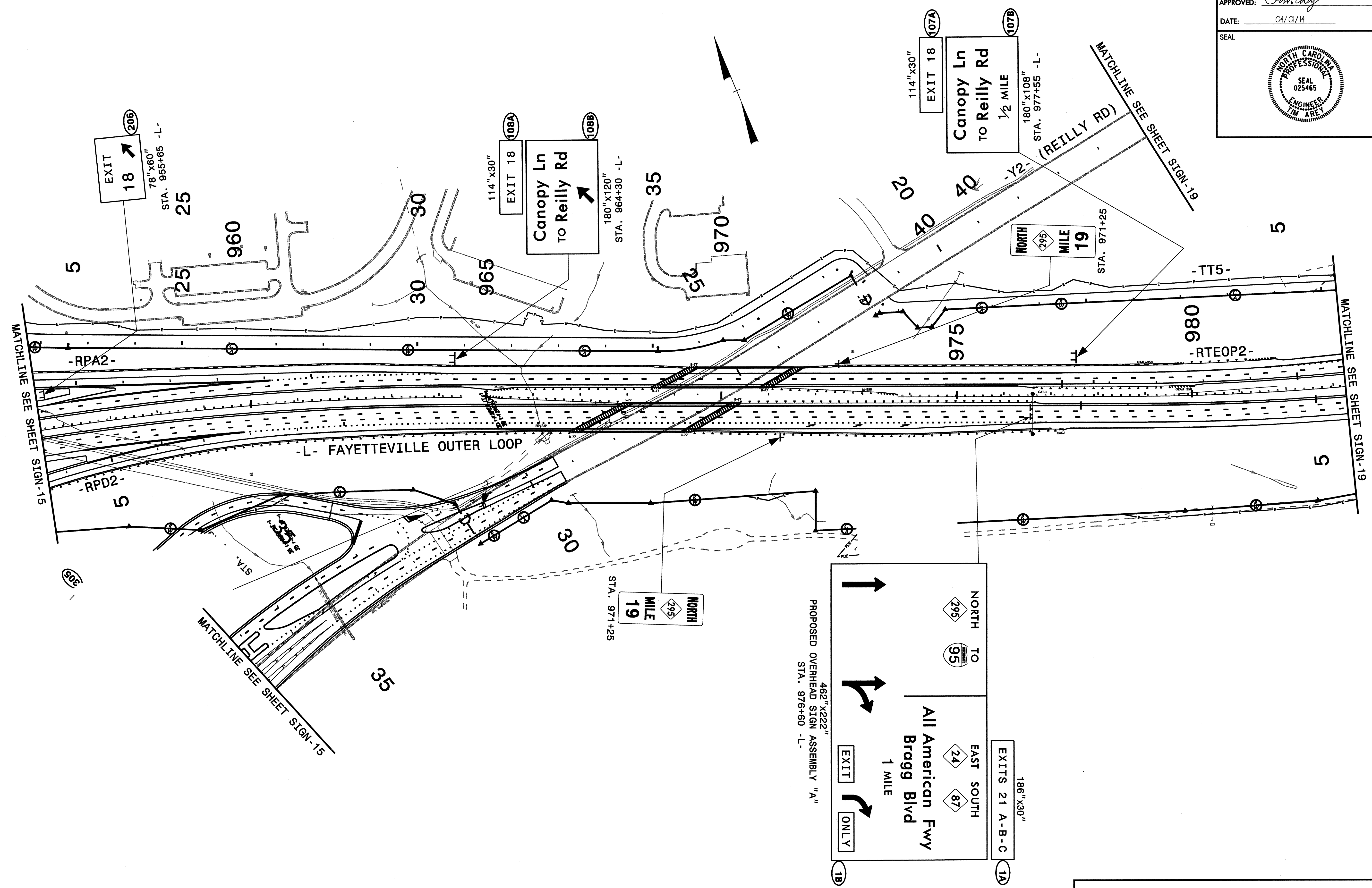


APPROVED: *Tim Arey*  
DATE: 04/01/14




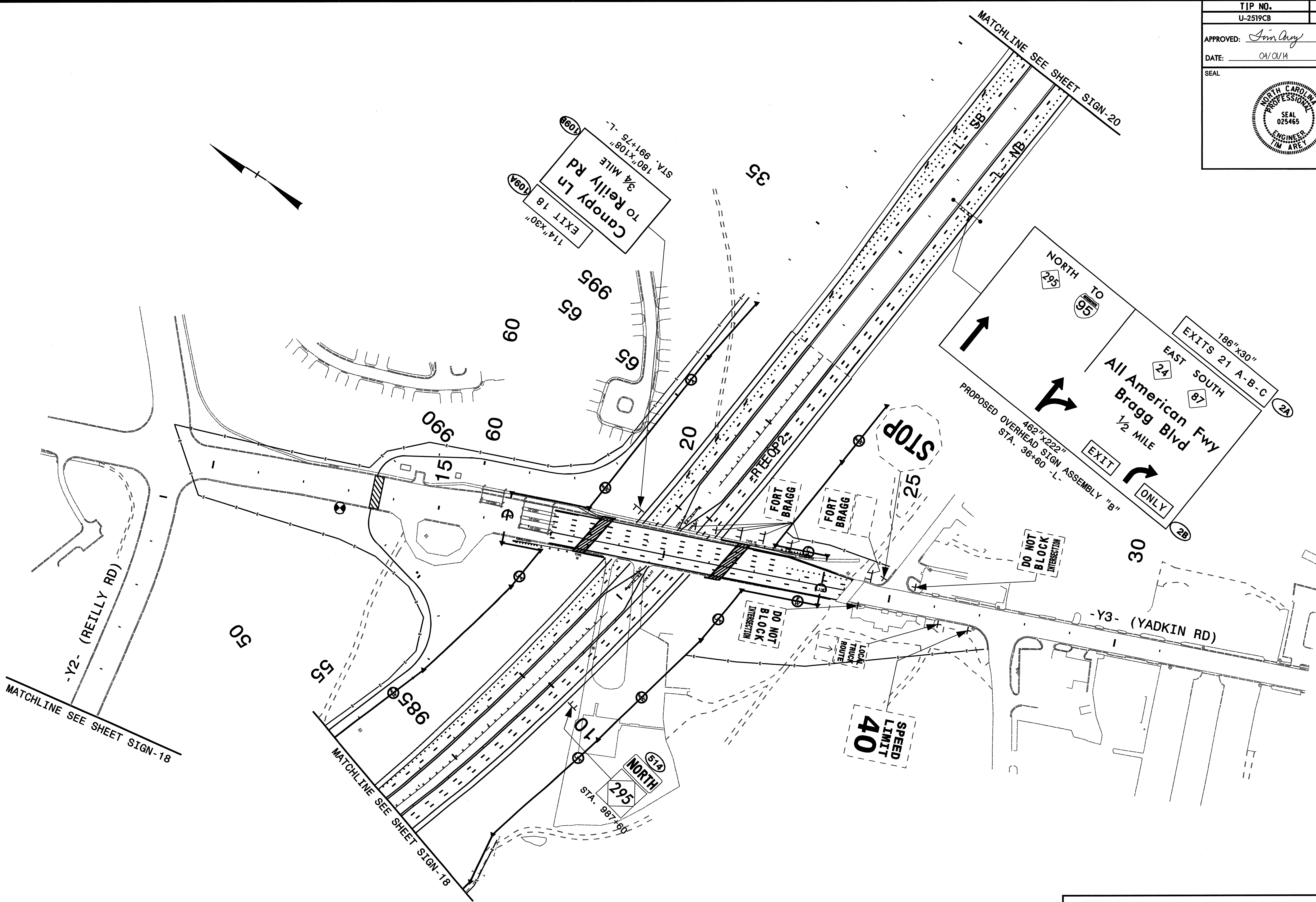
**PROPOSED & EXISTING SIGNS**

TIP NO. U-2519CB	SHEET NO. SIGN-18
APPROVED: <i>Jim Argy</i>	
DATE: 01/01/11	
SEAL	




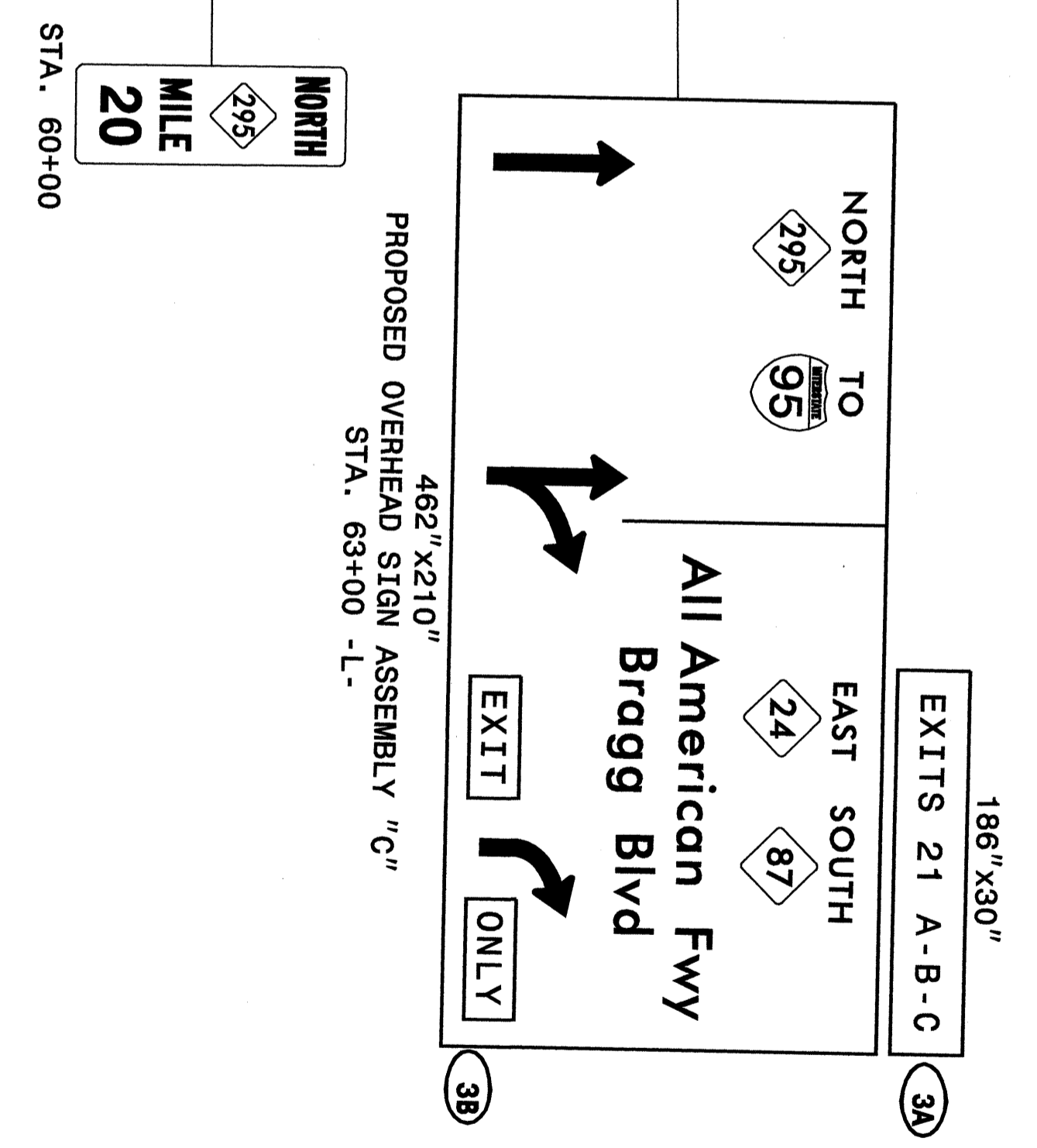
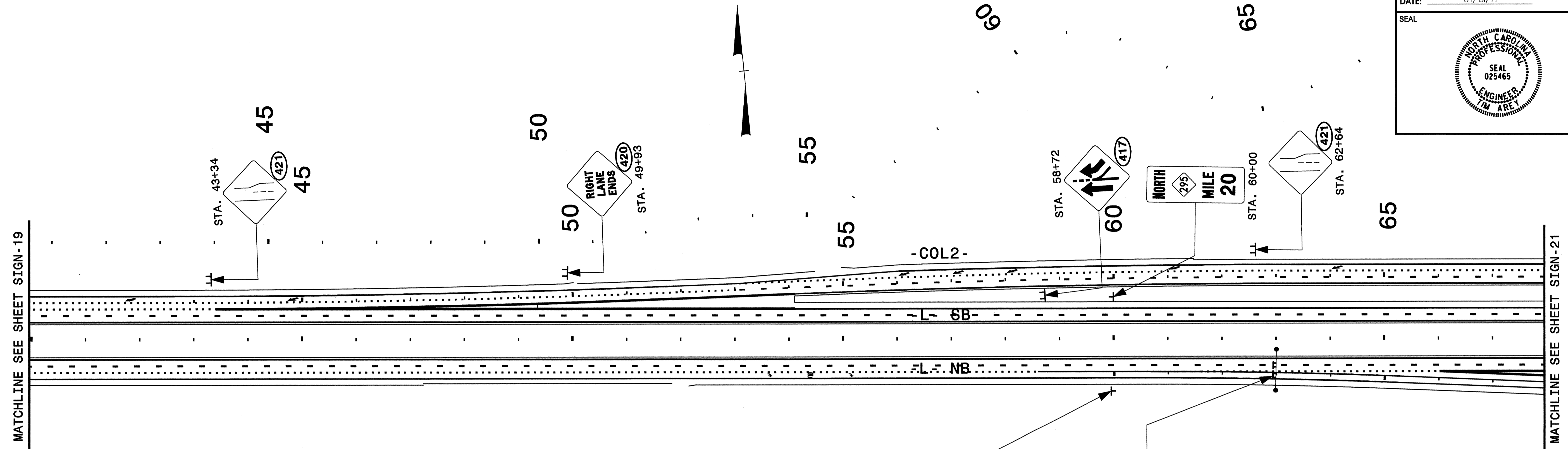
**PROPOSED & EXISTING SIGNS**

TIP NO. U-2519CB	SHEET NO. SIGN-19
APPROVED: <i>Tim Arey</i>	
DATE: 04/01/14	
SEAL	
	




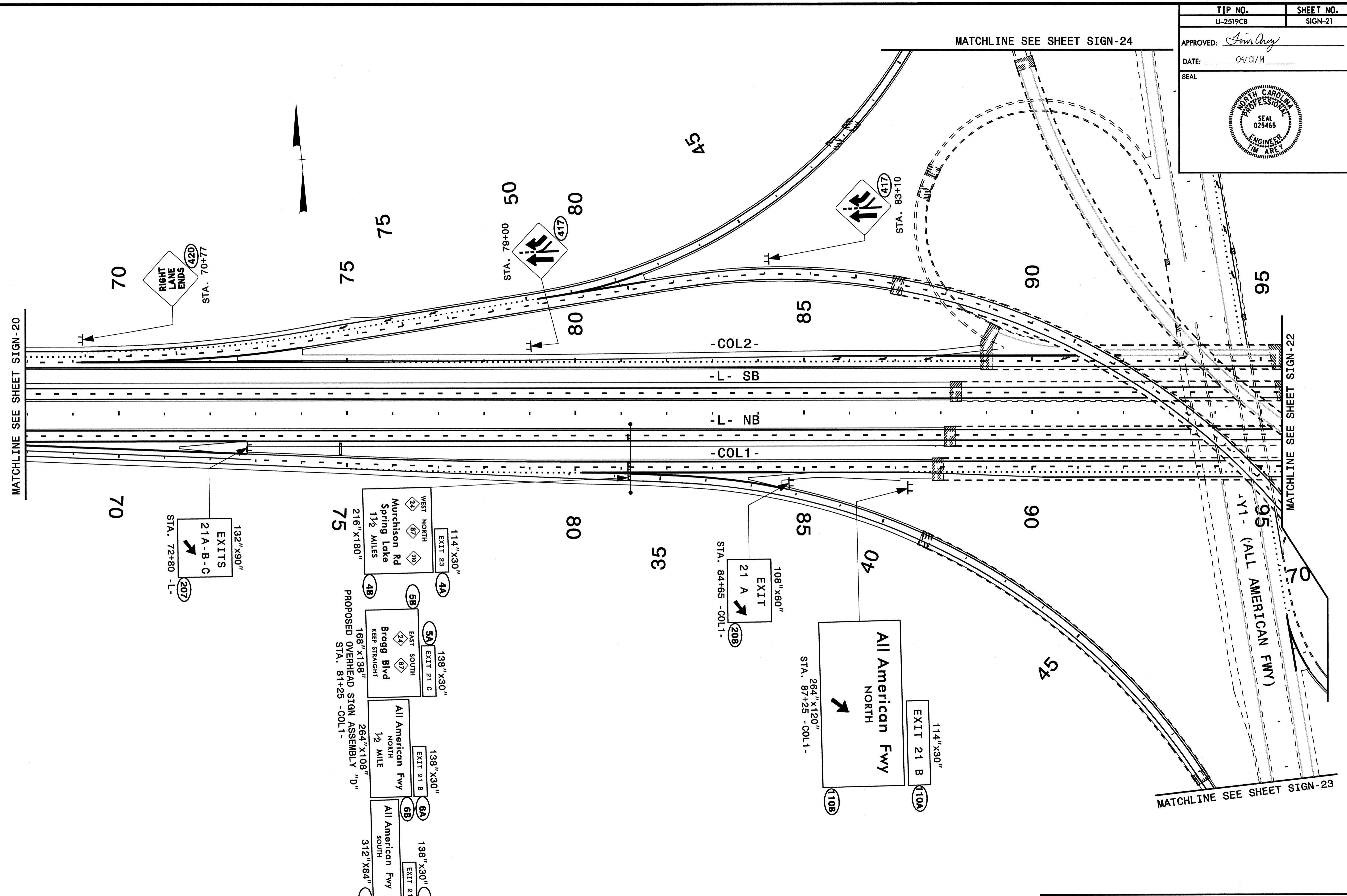
**PROPOSED & EXISTING SIGNS**

TIP NO. U-2519CB	SHEET NO. SIGN-20
APPROVED: <i>Tim Arey</i>	
DATE: 01/01/14	
SEAL	
	



**PROPOSED & EXISTING SIGNS**

TIP NO. U-2519CB	SHEET NO. SIGN-21
APPROVED: <i>Jim Argy</i>	
DATE: 04/01/14	
SEAL	
	



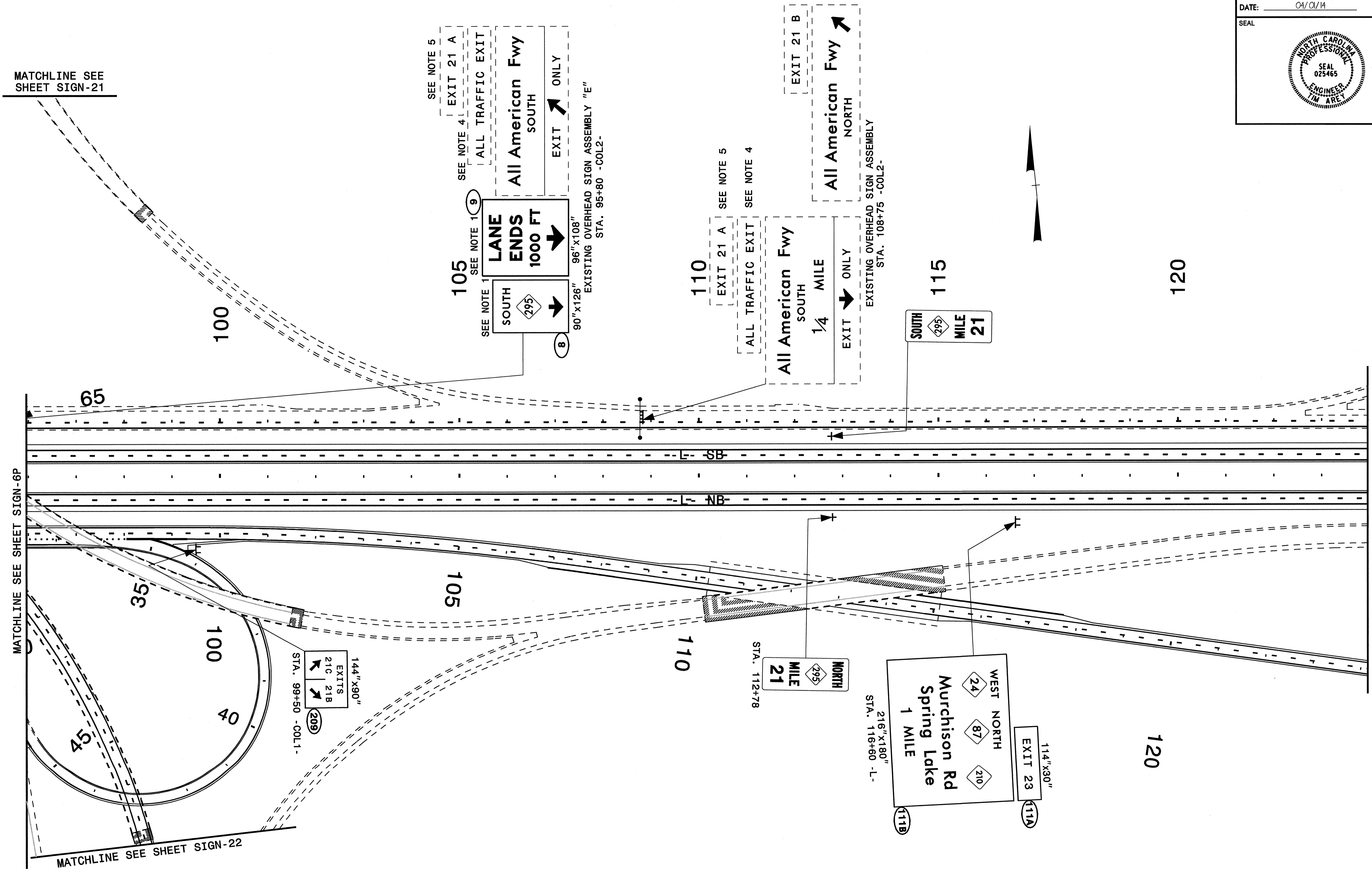
**PROPOSED & EXISTING SIGNS**

MATCHLINE SEE SHEET SIGN-21

MATCHLINE SEE SHEET SIGN-6P

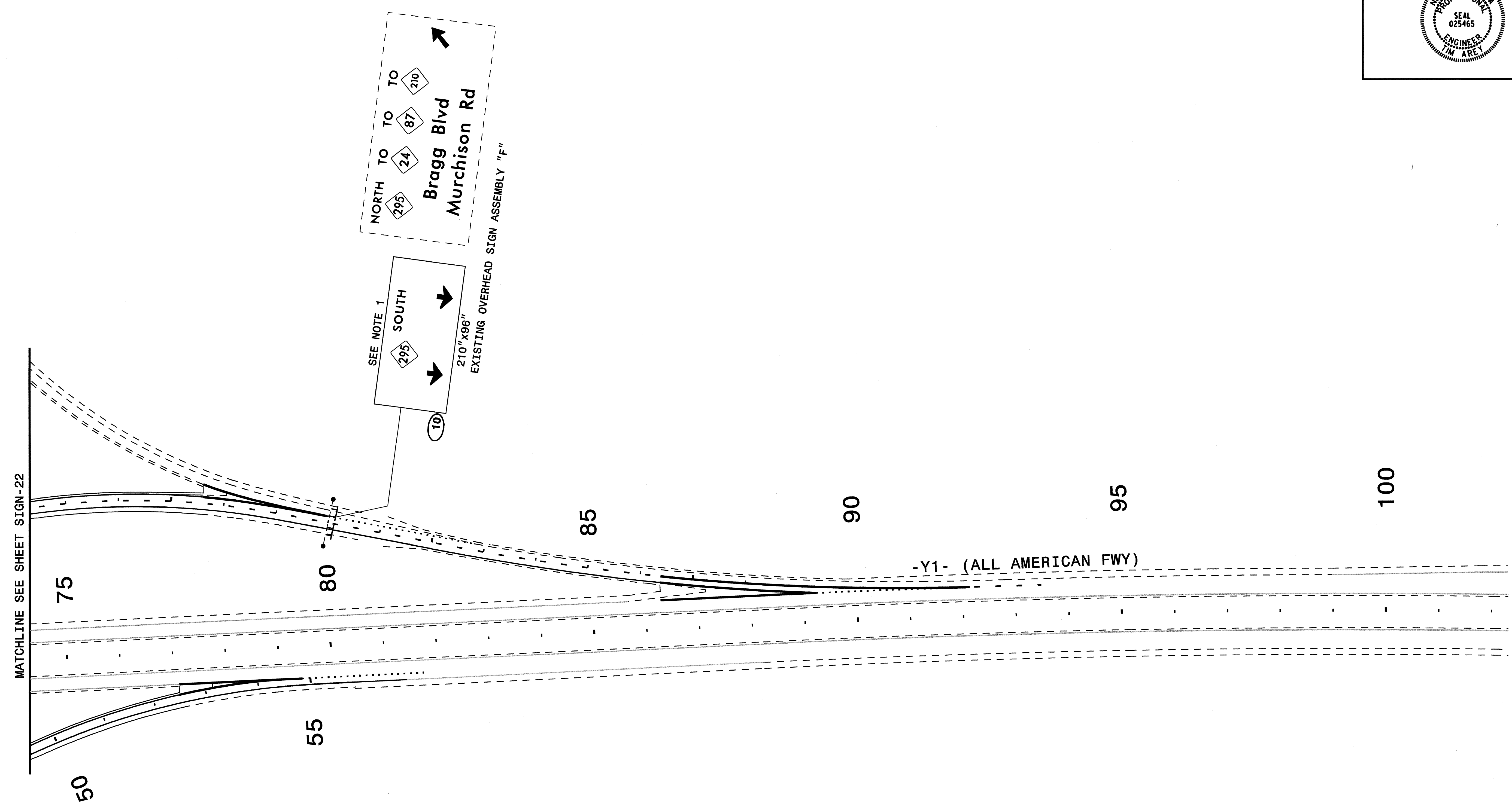

MATCHLINE SEE SHEET SIGN-22

MATCHLINE SEE SHEET SIGN-23




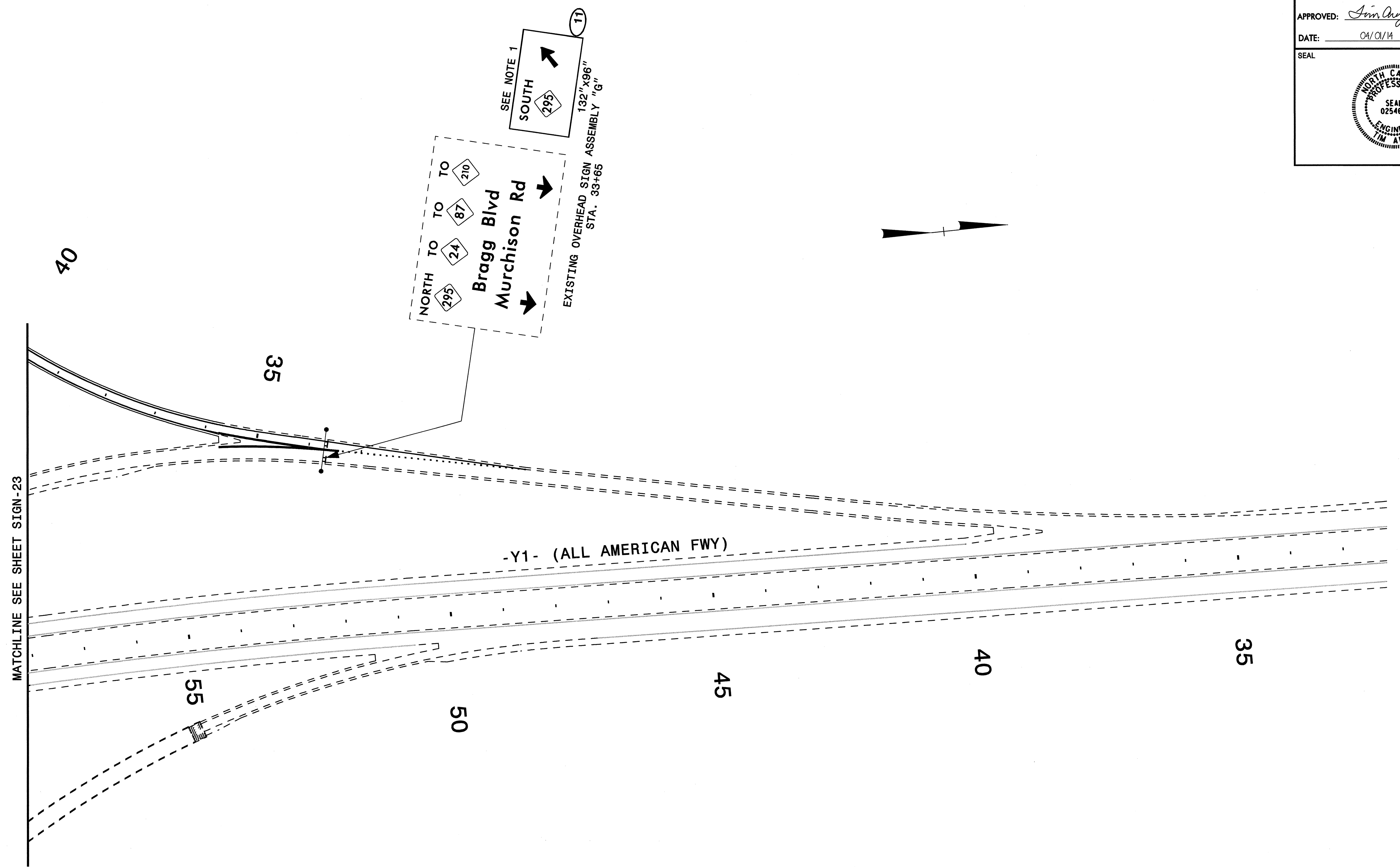
**PROPOSED & EXISTING SIGNS**

APPROVED: *Tim Arey*  
 DATE: 04/01/14



**PROPOSED & EXISTING SIGNS**

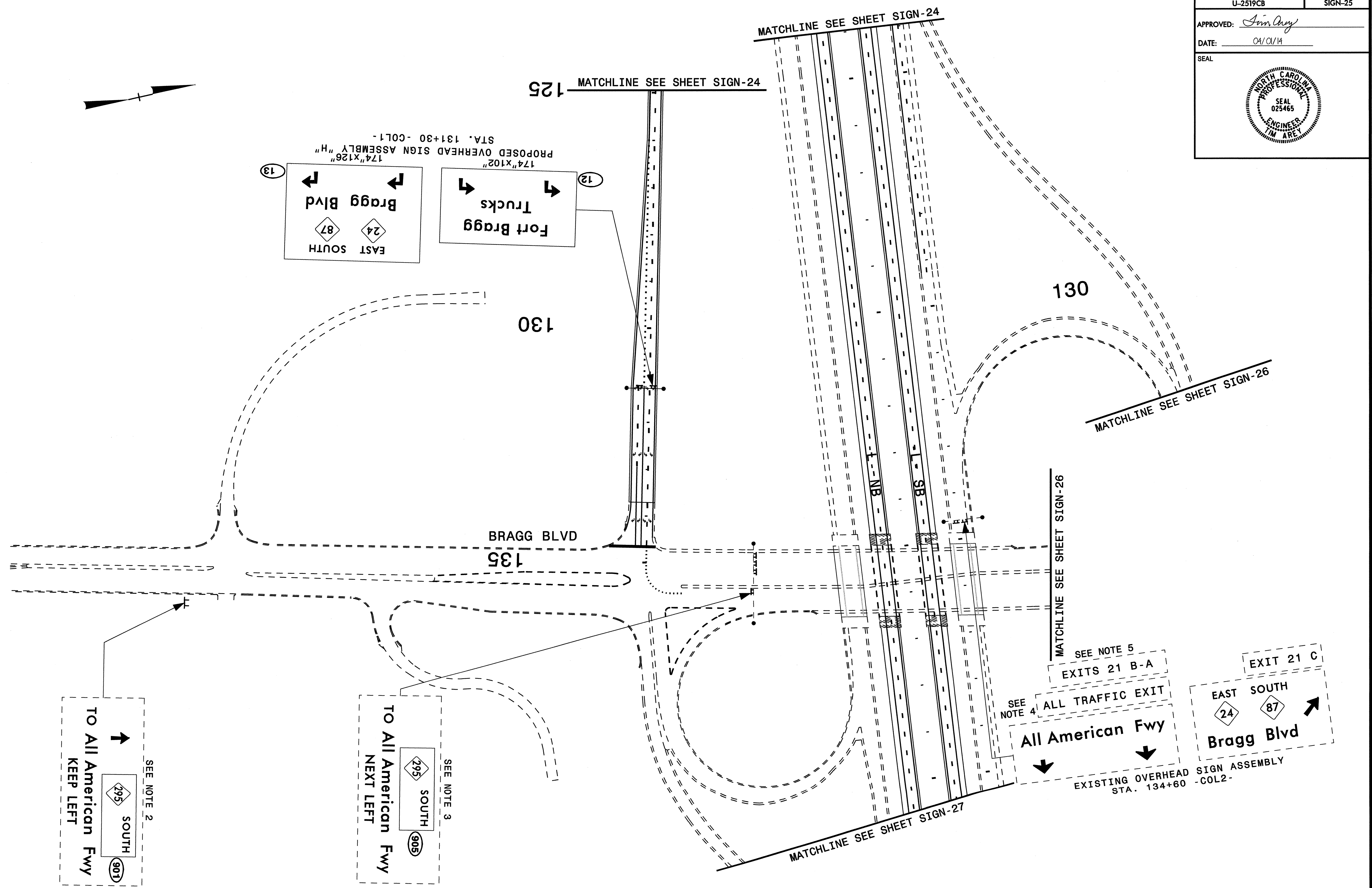

TIP NO.	SHEET NO.
U-2519CB	SIGN-24
APPROVED: <i>Tim Arey</i>	
DATE: 04/01/14	
SEAL	
	



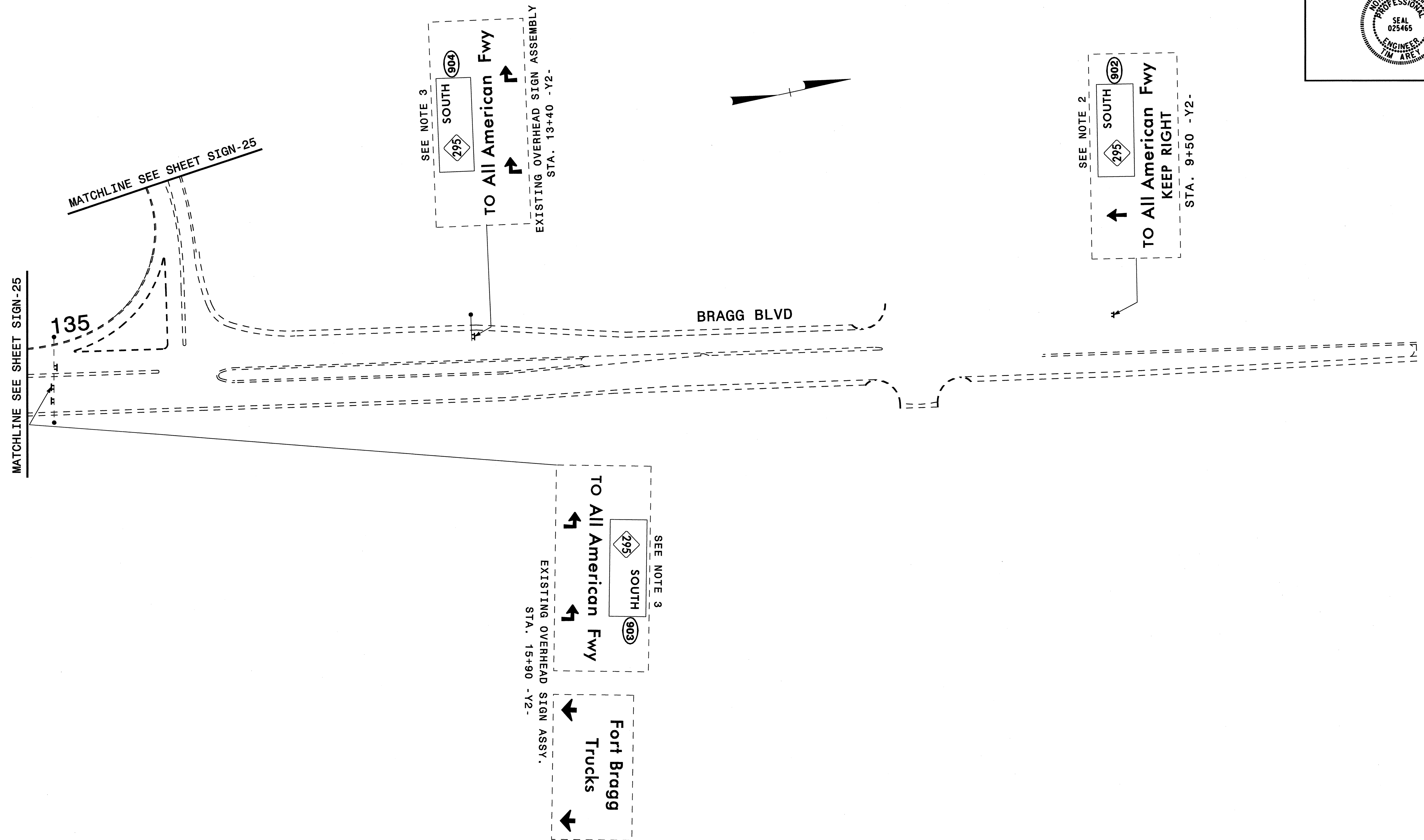
**PROPOSED & EXISTING SIGNS**




APPROVED: *Jim Aray*  
 DATE: 04/01/14

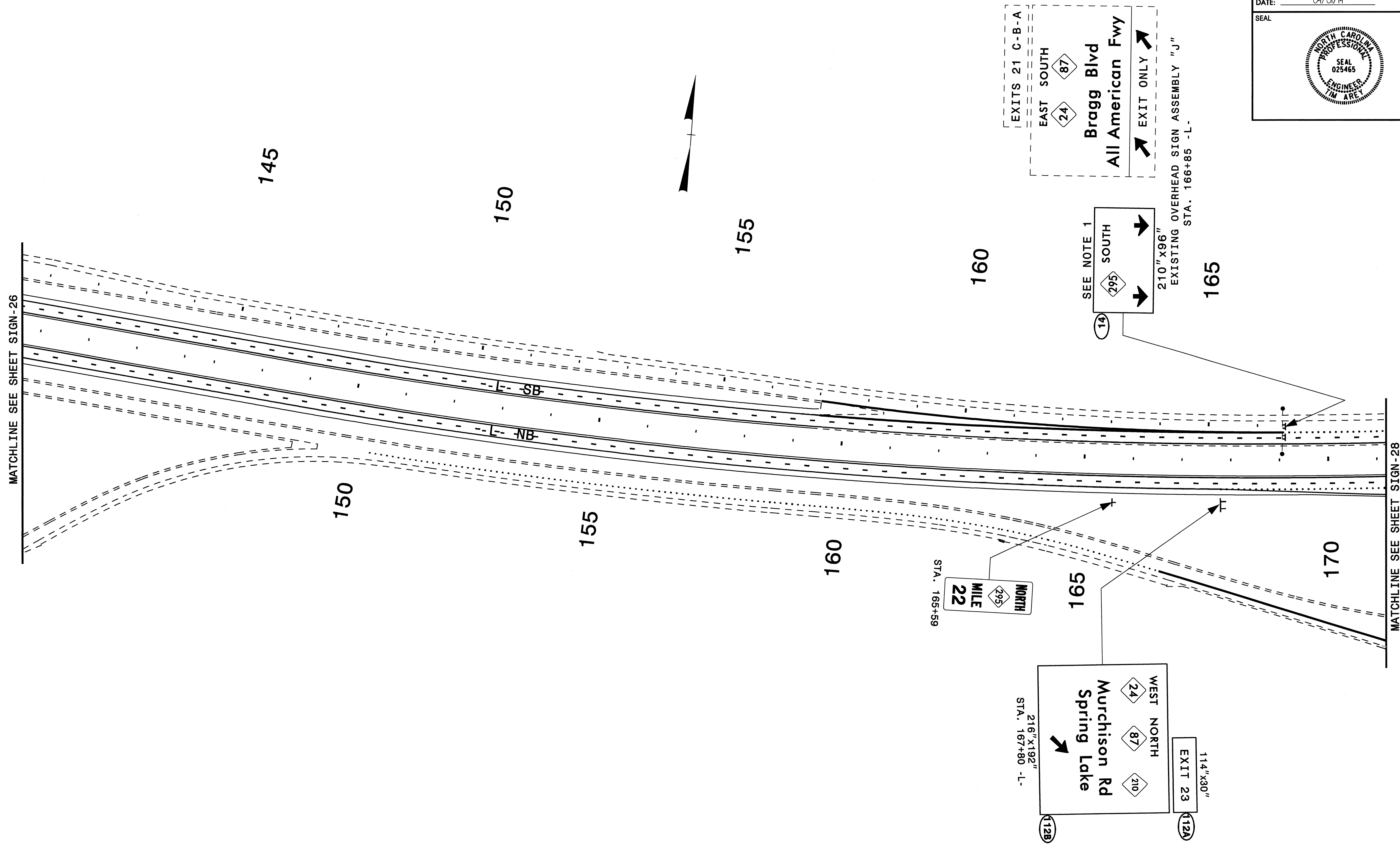


**PROPOSED & EXISTING SIGNS**




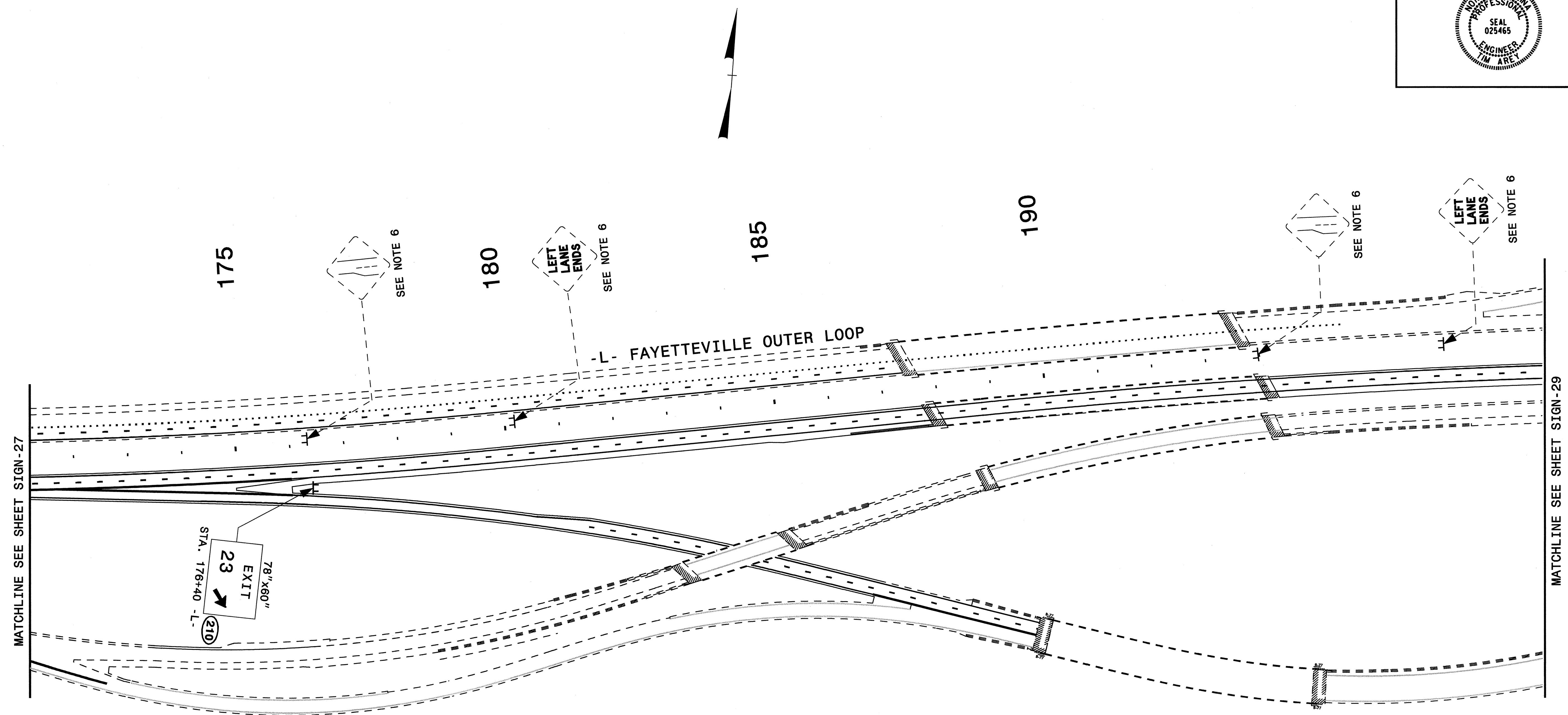
**PROPOSED & EXISTING SIGNS**

TIP NO. U-2519CB	SHEET NO. SIGN-27
APPROVED: <i>Tim Arey</i>	
DATE: 04/01/14	
SEAL	
	



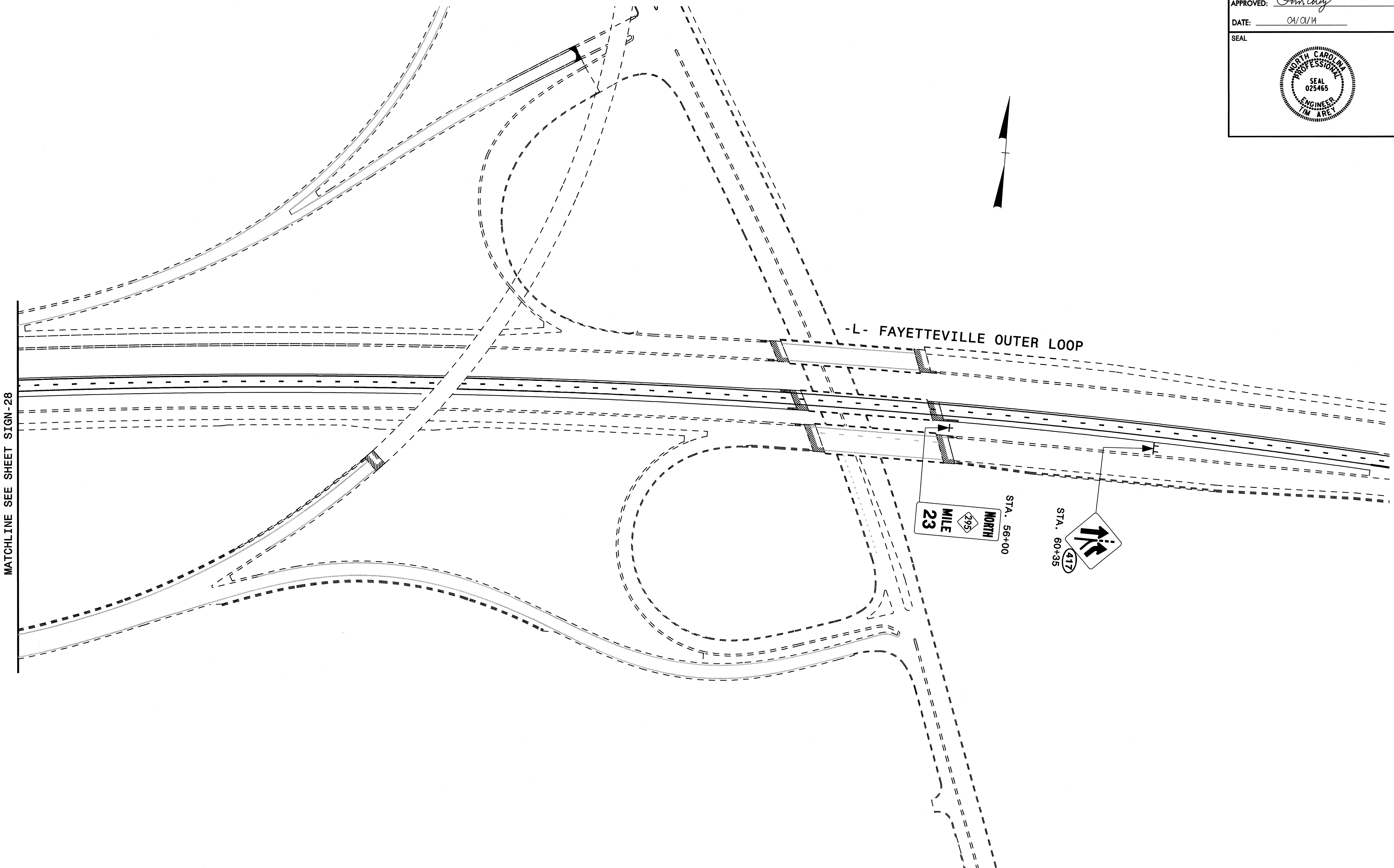

**PROPOSED & EXISTING SIGNS**

TIP NO. U-2519CB	SHEET NO. SIGN-28
APPROVED: <i>Tim Arey</i>	
DATE: 09/01/14	
SEAL	
	



**PROPOSED & EXISTING SIGNS**

APPROVED: *Tim Arey*  
DATE: 04/01/14



**PROPOSED & EXISTING SIGNS**