

T.I.P.: K-5002

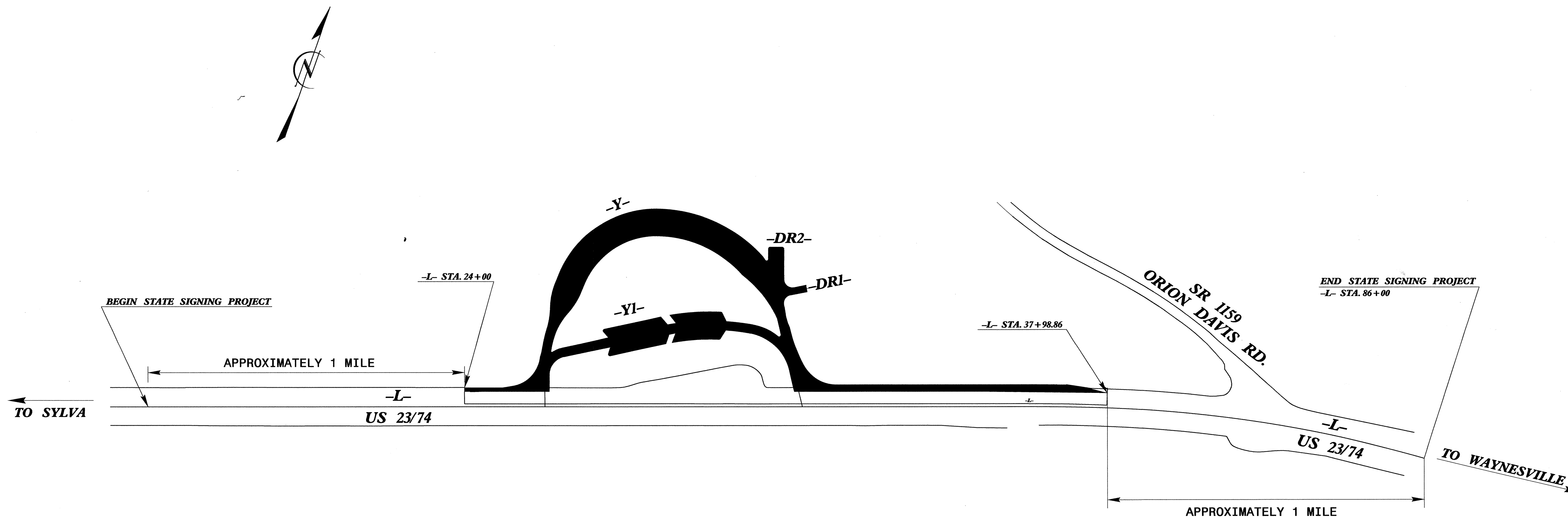
CONTRACT: C203202

STATE OF NORTH CAROLINA
DEPARTMENT OF TRANSPORTATION

SIGNING PLAN
HAYWOOD COUNTY

LOCATION: US 23/74 - SOUTHBOUND REST AREA ON NEW
LOCATION AS A COMPANION TO THE EXISTING
NORTHBOUND REST AREA


TIP NO. K-5002	SHEET NO. SIGN-1
APPROVED: <i>[Signature]</i>	
DATE: 12/5/13	
SEAL	





PLAN PREPARED BY: N.C.D.O.T. SIGNING AND DELINEATION UNIT

K. JORDAN SIGNING & DELINEATION REGIONAL ENGINEER

M. TRACEY SIGNING & DELINEATION PROJECT DESIGN ENGINEER



INDEX	
SHEET NO.	DESCRIPTION
SIGN-1	TITLE SHEET
SIGN-2	SUMMARY OF QUANTITIES & NOTES
SIGN-3-3A	TYPE 'A' AND 'B' GROUND MOUNTED SIGN SUPPORT INFORMATION
SIGN-4	TYPE 'E' SIGNS
SIGN-5-6	SIGN DESIGNS
SIGN-7-8	SIGNING PLAN SHEETS

TIP NO. K-5002	SHEET NO. SIGN-2
APPROVED: 	
DATE: 12/5/13	
SEAL	
	

ROADWAY STANDARD DRAWING

THE FOLLOWING ROADWAY STANDARDS AS APPEAR IN "ROADWAY STANDARD DRAWINGS" - PROJECT SERVICES UNIT - N.C. DEPARTMENT OF TRANSPORTATION - RALEIGH, N.C., DATED JANUARY 2012 ARE APPLICABLE TO THIS PROJECT AND BY REFERENCE HEREBY ARE CONSIDERED A PART OF THESE PLANS:

STD. NO.	TITLE
901.10	TYPE 'A' SIGNS
901.20	TYPE 'B' SIGNS
901.50	ARROWS AND SHIELDS
901.70	SIGN STRINGERS AND SUPPORT SPACING
901.80	SIGN MOUNTING DETAILS - FOR TYPE A AND TYPE B SIGNS

PROJECT NOTES

- 1 DISPOSAL OF SIGN SYSTEM, STEEL BEAM
- 2 DISPOSAL OF SIGN SYSTEM, U-CHANNEL

GENERAL NOTES

- . SIGNS FURNISHED BY STATE
- . ALL TYPE 'D' SIGNS SHALL BE MOUNTED ON TWO U-CHANNEL POSTS UNLESS OTHERWISE INDICATED ON THE PLANS.
- . WHEN NOT STATIONED OR DIMENSIONED ON PLANS, ALL 'E' AND 'F' SIGNS SHALL BE FIELD LOCATED BY THE ENGINEER
- . ALL EXISTING SIGNS ON "U" CHANNEL POST WITHIN THE PROJECT LIMITS SHALL BE REMOVED AND DISPOSED OF UNLESS OTHERWISE NOTED ON PLANS.
- . WHEN EXISTING SIGNS ARE REMOVED AND INSTALLED ON NEW SUPPORTS, THE RE-ERECTION SHALL IMMEDIATELY FOLLOW THE REMOVAL.
- . THE BACKGROUND FOR TYPE E & F SIGNS SHALL BE TYPE C REFLECTIVE SHEETING.
- . SEE ROADWAY PLANS FOR GUARD/GUIDE RAIL DETAILS.

SUMMARY OF QUANTITIES

ITEM NO.		ITEM DESCRIPTION	QUANTITY	UNIT
DESC. NO.	SECT. NO.			
406000000	903	SUPPORTS, BREAKAWAY STEEL BEAM	1000	LB.
407200000	903	SUPPORTS, 3 LB STEEL U-CHANNEL	306	L.F.
409600000	904	SIGN ERECTION, TYPE D	1	EA.
410200000	904	SIGN ERECTION, TYPE E	20	EA.
411000000	904	SIGN ERECTION, TYPE A (GROUND MOUNTED)	4	EA.
411400000	904	SIGN ERECTION, MILEMARKERS	1	EA.
415200000	907	DISPOSAL OF SIGN SYSTEM, STEEL BEAM	3	EA.
415500000	907	DISPOSAL OF SIGN SYSTEM, U-CHANNEL	3	EA.
405400000	902	PLAIN CONCRETE SIGN FOUNDATION	2	C.Y.
407800000	903	SUPPORTS, 2 LB STEEL U-CHANNEL	1	EA.

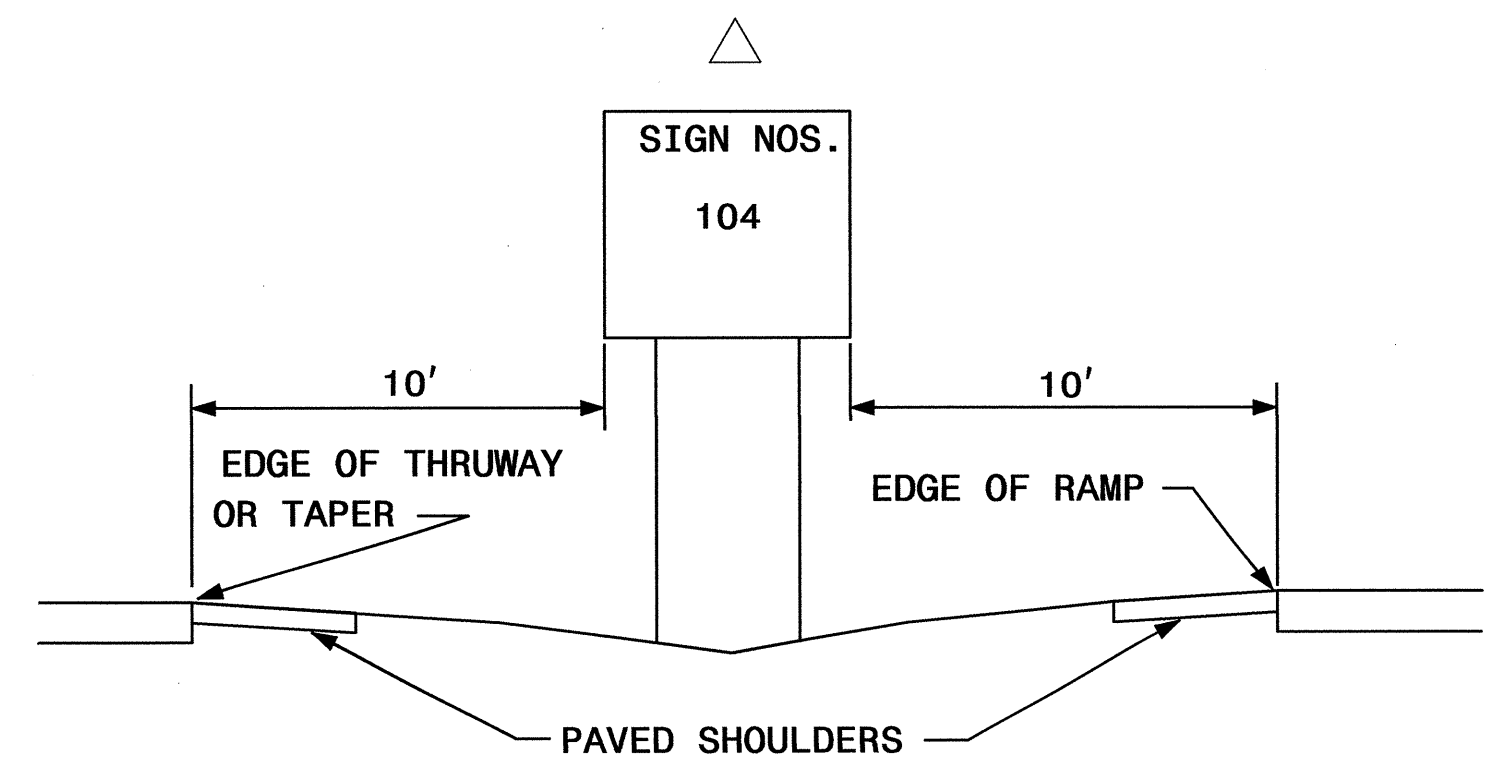
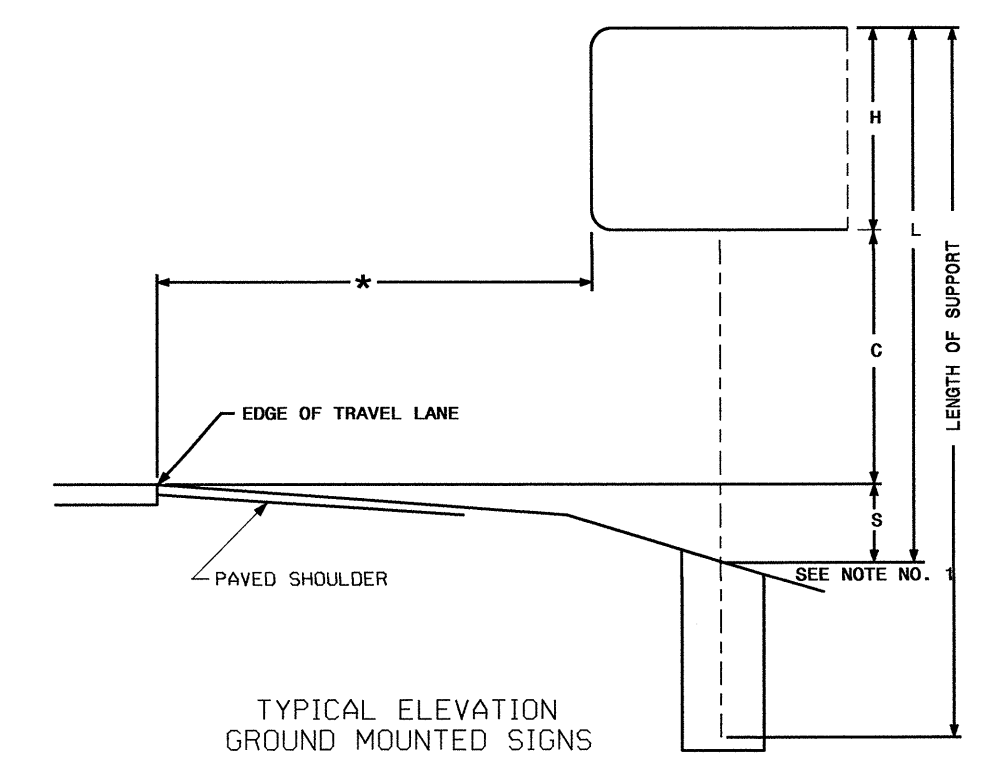
TIP NO. K-5002	SHEET NO. SIGN-3
APPROVED: <i>[Signature]</i>	
DATE: 5/2/13	
SEAL	

SIGN NO.	SIGN TYPE	SIGN SIZE (in.)		ROADWAY STATION	NO. OF SUP.	BEAM SECTION	SUPPORT TYPE	ATTACH METHOD	MOUNTING METHOD	LENGTH (ft)			LEFT SUPPORT (ft)			CENTER SUPPORT (ft)			RIGHT SUPPORT (ft)			B/A	SIMPLE	FIELD		
		w	x							h	CLR.	SNS HT	MTG HT	EMBED-	TOTAL	TOTAL	TOTAL	DIAMETER	DEPTH	WEIGHTS	WEIGHTS				FTGS.	FTGS.
101	A	96	X54	84+80	2	S3x5.7	BA	N/A	N/A	30.00	4.50	7.00	4	0.01	11.51	15.51	0.00	0.00	0.00	0.01	11.51	15.51	1			
102	A	96	X54	58+40	2	S3x5.7	BA	N/A	N/A	30.00	4.50	7.00	4	0.01	11.51	15.51	0.00	0.00	0.00	0.01	11.51	15.51	1			
103	B	114	X48	39+54	2	S4x7.7	BA	N/A	N/A	30.00	4.00	7.00	4	0.01	11.01	15.01	0.00	0.00	0.00	0.01	11.01	15.01	1			
104	A	66	X72	37+08	2	S4x7.7	BA	N/A	N/A	△	6.00	7.00	4	0.01	13.01	17.01	0.00	0.00	0.00	0.01	13.01	17.01	1			

TOTAL	TOTAL	TOTAL	TOTAL
999.02	0.00	0.00	1.05
USE:	1000	0	0
			2

NOTES

- DIMENSION "S" REPRESENTS AN INCREASE (+), OR A DECREASE (-) IN POLE LENGTH, RELATIVE TO THE ELEVATION OF THE EDGE OF PAVEMENT.
- FIELD VERIFICATIONS SHALL BE REQUIRED FOR ALL SUPPORTS, SEE (*) ARTICLE 903-3. FABRICATORS SHALL BE AISC CERTIFIED IN CATEGORY 1, SEE (*) ARTICLE 1072-1. (*) = N.C.D.O.T. STANDARD SPECIFICATIONS FOR ROADS AND STRUCTURES
- PLAN LOCATIONS FOR EXISTING UTILITIES ARE BASED ON THE BEST AVAILABLE INFORMATION AND, THEREFORE MAY NOT BE PRECISELY ACCURATE. THEREFORE, IT IS INCUMBENT UPON THE CONTRACTOR TO DETERMINE THE EXACT LOCATION OF UTILITIES BEFORE BEGINNING WORK IN A LOCATION.



TYPE "A" AND TYPE "B" GROUND MOUNTED SIGNS

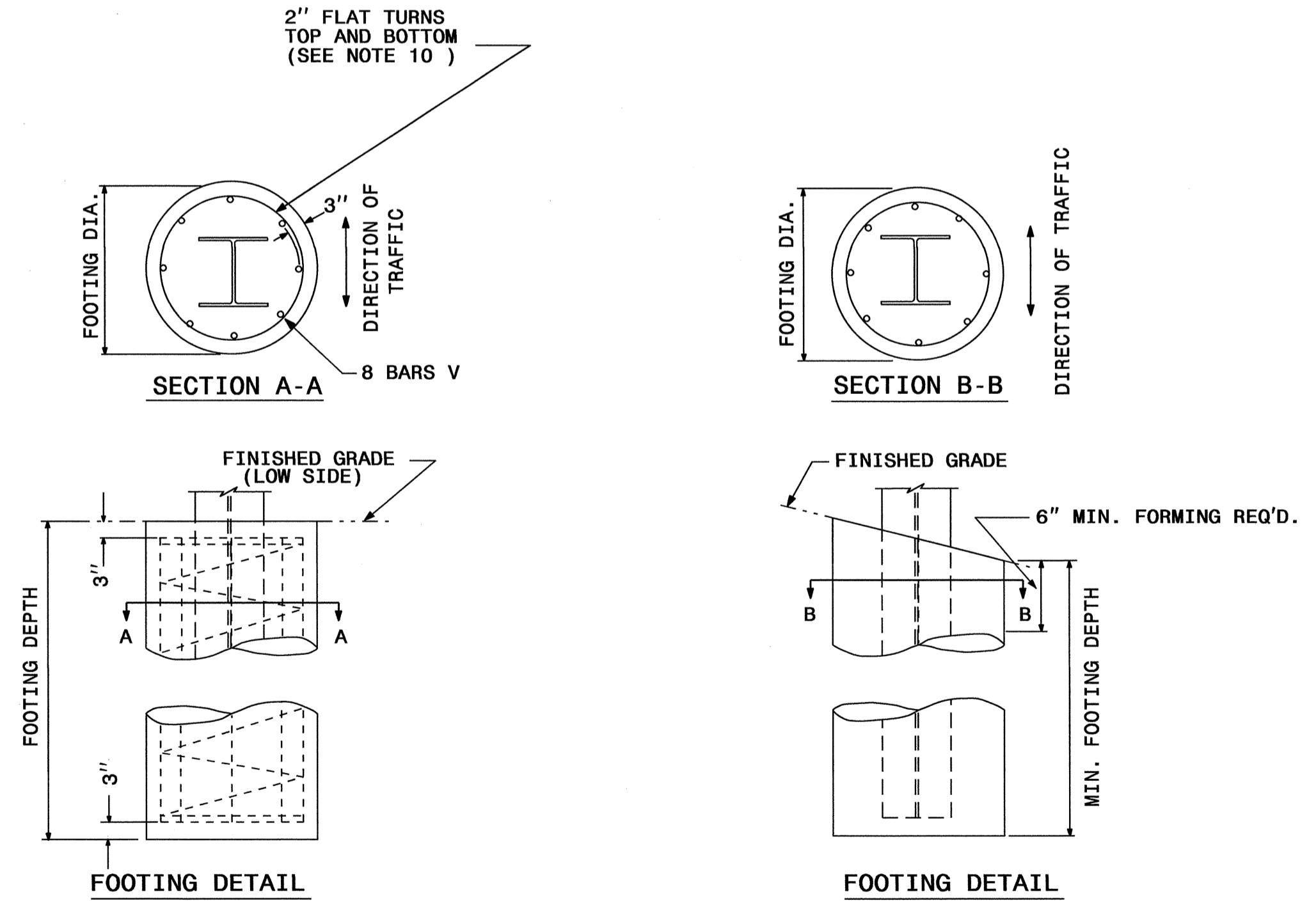
TIP NO. K-5002	SHEET NO. SIGN-3A
APPROVED: <i>[Signature]</i>	
DATE: 5/2/13	
SEAL	

STATE OF NORTH CAROLINA
 DEPT. OF TRANSPORTATION
 DIVISION OF HIGHWAYS
 RALEIGH, N.C.

ENGLISH DETAIL DRAWING FOR
GROUND MOUNTED SIGN SUPPORTS

SHEET 2 OF 3
903D10

BEAM SHAPE	SLIP BASE PLATE DATA							KEEPER PLATE DATA							HINGE CONNECTION DATA							BREAK AWAY SUPPORT WEIGHT CONSTANT LBS.				
	BOLT SIZE	A ₁	B ₁	C ₁	D ₁	E ₁	T ₁	R ₁	A ₂	B ₂	C ₂	D ₂	E ₂	T ₂	R ₂	T ₂	BOLT SIZE	F	G	H	I		J	K	L	R ₃
S3X5.7	1/2"DIA. X 3"	7"	4"	1"	3/4"	2 1/2"	1"	9/32"	7"	4"	1"	3/4"	2 1/2"	9/32"	28 GAUGE	1/2"DIA. X 1 1/4"	2 1/4"	3 1/2"	4"	1/2"	1"	1/2"	2"	9/32"	3/8"	18
S4X7.7	1/2"DIA. X 3"	8"	4"	1"	3/4"	2 1/2"	1"	9/32"	8"	4"	1"	3/4"	2 1/2"	9/32"	28 GAUGE	1/2"DIA. X 1 1/4"	2 5/8"	3 1/2"	4"	1/2"	1"	1/2"	2"	9/32"	3/8"	20
W6X9	1/2"DIA. X 3"	10"	5"	1"	3/4"	3 1/2"	1"	9/32"	10"	5"	1"	3/4"	3 1/2"	9/32"	28 GAUGE	1/2"DIA. X 1 1/4"	4"	3 1/2"	4"	3/4"	1"	1/2"	2"	9/32"	3/8"	32
W6X12	5/8"DIA. X 3 3/4"	11"	5"	1 1/4"	7/8"	3 1/4"	1 1/4"	1 1/32"	11"	5"	1 1/4"	7/8"	3 1/4"	1 1/32"	28 GAUGE	5/8"DIA. X 2 1/4"	4"	4"	4 1/2"	3/4"	1 1/8"	5/8"	2 1/4"	1 1/32"	3/8"	39
W6X16	5/8"DIA. X 3 3/4"	12"	6"	1 1/4"	7/8"	4 1/4"	1 1/2"	1 1/32"	12"	6"	1 1/4"	7/8"	4 1/4"	1 1/32"	28 GAUGE	5/8"DIA. X 2 1/2"	4"	4"	4 1/2"	3/4"	1 1/8"	5/8"	2 1/4"	1 1/32"	1/2"	47
W8X18	5/8"DIA. X 4 1/4"	13 1/2"	6 1/2"	1 1/4"	7/8"	4 3/4"	1 1/2"	1 1/32"	13 1/2"	6 1/2"	1 1/4"	7/8"	4 3/4"	1 1/32"	28 GAUGE	5/8"DIA. X 2 1/2"	5 1/4"	4"	4 1/2"	1"	1 1/8"	5/8"	2 1/4"	1 1/32"	1/2"	70
W8X21	3/4"DIA. X 4 1/4"	14"	7"	1 1/2"	1"	5"	1 1/2"	1 3/32"	14"	7"	1 1/2"	1"	5"	1 3/32"	28 GAUGE	3/4"DIA. X 2 3/4"	5 1/4"	6"	7"	1"	1 3/4"	3/4"	3 1/2"	1 3/32"	1/2"	73
W10X22	3/4"DIA. X 4 1/4"	16"	8"	1 1/2"	1"	6"	1 1/2"	1 3/32"	16"	8"	1 1/2"	1"	6"	1 3/32"	28 GAUGE	3/4"DIA. X 2 3/4"	5 3/4"	6"	7"	1"	1 3/4"	3/4"	3 1/2"	1 3/32"	1/2"	119
W10X26	3/4"DIA. X 4 3/4"	16 1/2"	8"	1 1/2"	1"	6"	1 3/4"	1 3/32"	16 1/2"	8"	1 1/2"	1"	6"	1 3/32"	28 GAUGE	3/4"DIA. X 2 3/4"	5 3/4"	6"	7"	1"	1 3/4"	3/4"	3 1/2"	1 3/32"	5/8"	140
W12X26	3/4"DIA. X 4 3/4"	18 1/2"	9"	1 1/2"	1"	7"	1 3/4"	1 3/32"	18 1/2"	9"	1 1/2"	1"	7"	1 3/32"	28 GAUGE	3/4"DIA. X 2 3/4"	6 1/2"	6"	7"	1"	1 3/4"	3/4"	3 1/2"	1 3/32"	5/8"	176
W14X30	1"DIA. X 5"	22"	9"	2"	1 1/2"	6"	2"	1 7/32"	22"	9"	2"	1 1/2"	6"	1 7/32"	28 GAUGE	1"DIA. X 3"	6 3/4"	7"	8"	1 1/4"	2"	1"	4"	1 7/32"	5/8"	205
W16X31	1"DIA. X 5"	24"	9"	2"	1 1/2"	6"	2"	1 7/32"	24"	9"	2"	1 1/2"	6"	1 7/32"	28 GAUGE	1"DIA. X 3 1/4"	5 1/2"	7"	8"	1 1/4"	2"	1"	4"	1 7/32"	3/4"	223
W18X35	1"DIA. X 5"	25"	9"	2"	1 1/2"	6"	2"	1 7/32"	25"	9"	2"	1 1/2"	6"	1 7/32"	28 GAUGE	1"DIA. X 3 1/4"	6"	7"	8"	1 1/4"	2"	1"	4"	1 7/32"	3/4"	243
W18X40	1"DIA. X 5 1/2"	26"	9"	2"	1 1/2"	6"	2 1/4"	1 7/32"	26"	9"	2"	1 1/2"	6"	1 7/32"	28 GAUGE	1"DIA. X 3 3/4"	6"	7"	8"	1 1/4"	2"	1"	4"	1 7/32"	7/8"	278
W21X44	1"DIA. X 5 1/2"	29"	9"	2"	1 1/2"	6"	2 1/2"	1 7/32"	29"	9"	2"	1 1/2"	6"	1 7/32"	28 GAUGE	1"DIA. X 3 3/4"	6 1/2"	7"	8"	1 1/4"	2"	1"	4"	1 7/32"	7/8"	310



FOUNDATION DATA *		
FOOTING DIAMETER	REINFORCEMENT	SPIRAL BAR
1' 6"	8 # 6 BARS	#3 BAR, 6" PITCH
2'	8 # 7 BARS	#3 BAR, 6" PITCH
2' 6"	8 # 9 BARS	#3 BAR, 6" PITCH
3'	8 # 11 BARS	#3 BAR, 6" PITCH
3' 6"	8 # 12 BARS	#3 BAR, 6" PITCH
4'	8 # 14 BARS	#3 BAR, 6" PITCH


* FOUNDATION DIMENSIONS ARE SHOWN IN PLANS

STATE OF NORTH CAROLINA
 DEPT. OF TRANSPORTATION
 DIVISION OF HIGHWAYS
 RALEIGH, N.C.


ENGLISH DETAIL DRAWING FOR
GROUND MOUNTED SIGN SUPPORTS

SHEET 2 OF 3
903D10

APPROVED: *[Signature]*
DATE: 12/5/13




401 QUANTITY REQ'D 2



30 X 30
R5-1

ONE "U" POST PER SIGN


406 QUANTITY REQ'D 4



18 X 24
R7-302a

ONE "U" POST PER SIGN

411 QUANTITY REQ'D 1




12 X 18
M10-19

MOUNT BELOW SIGN 410 ON 1 INSTALLATION

ONE "U" POST PER SIGN

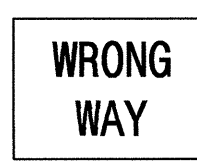
QUANTITY REQ'D 1



12 X 36
D10-2

ONE "U" POST PER SIGN


402 QUANTITY REQ'D 2



36 X 24
R5-1a

ONE "U" POST PER SIGN


407 QUANTITY REQ'D 1



24 X 9
M10-20

ONE "U" POST PER SIGN


412 QUANTITY REQ'D 2



36 X 36
R1-1

ONE "U" POST PER SIGN


403 QUANTITY REQ'D 1



36 X 36 X 36
R1-2

ONE "U" POST PER SIGN


408 QUANTITY REQ'D 2



12 X 26
R7-8a

ONE "U" POST PER SIGN


404 QUANTITY REQ'D 2



54 X 18
R6-1 (L)

TWO "U" POSTS PER SIGN


409 QUANTITY REQ'D 1



54 X 18
R6-1 (R)

TWO "U" POSTS PER SIGN


405 QUANTITY REQ'D 1



48 X 48
W4-1 (R)

TWO "U" POSTS PER SIGN

410 QUANTITY REQ'D 1



21 X 15
M10-18b

ONE "U" POST PER SIGN

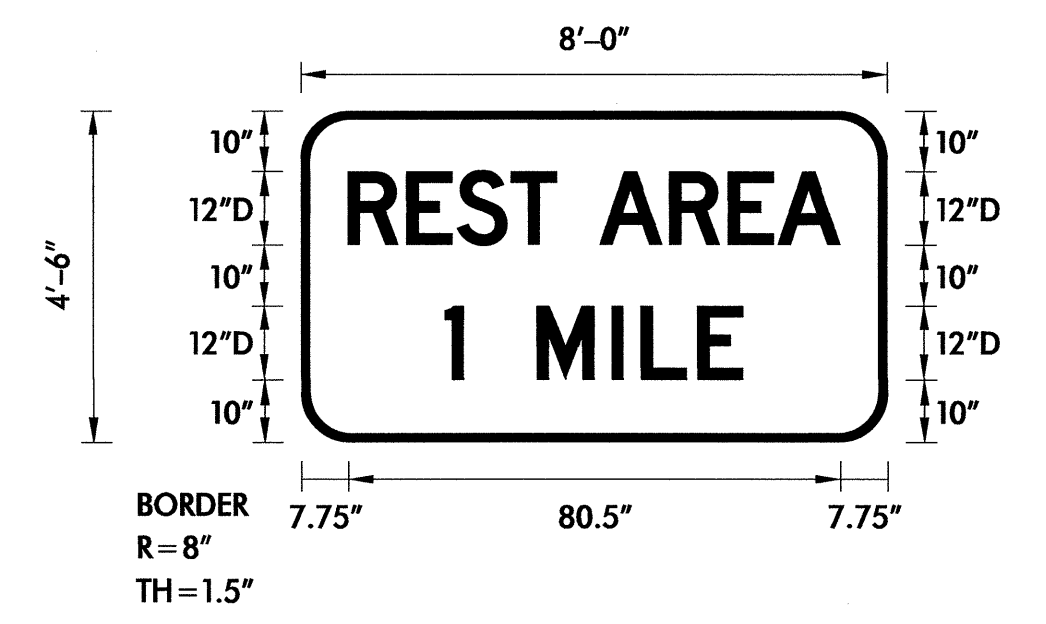
TYPE "E" SIGNS

TIP NO. K-5002	SHEET NO. SIGN-5
APPROVED: <i>[Signature]</i>	
DATE: 5/2/13	
SEAL	

SIGN NUMBER: 101
 TYPE: A
 QUANTITY: 1
 SIGN WIDTH: 8'-0"
 HEIGHT: 4'-6"
 TOTAL AREA: 36.0 Sq.Ft.
 BORDER TYPE: FLUSH
 RECESS: 0"
 WIDTH: 1.5"
 RADII: 8"
 NO. Z BARS: 2
 LENGTH: 88.0

SYMBOL	X	Y	WID	HT

DESIGN BY: M. TRACEY
 PROJECT ID: K-5002
 CHECKED BY:
 DIV: 14
 DATE: Dec 05, 2012



Spacing Factor is 0.7 for "REST AREA" text only

USE NOTES: 1,2
 1. Legend and border(except those that are colored black) shall be direct applied Grade C sheeting.
 2. Background shall be Grade C reflective sheeting.

LETTER POSITIONS

Letter spacings are to start of next letter

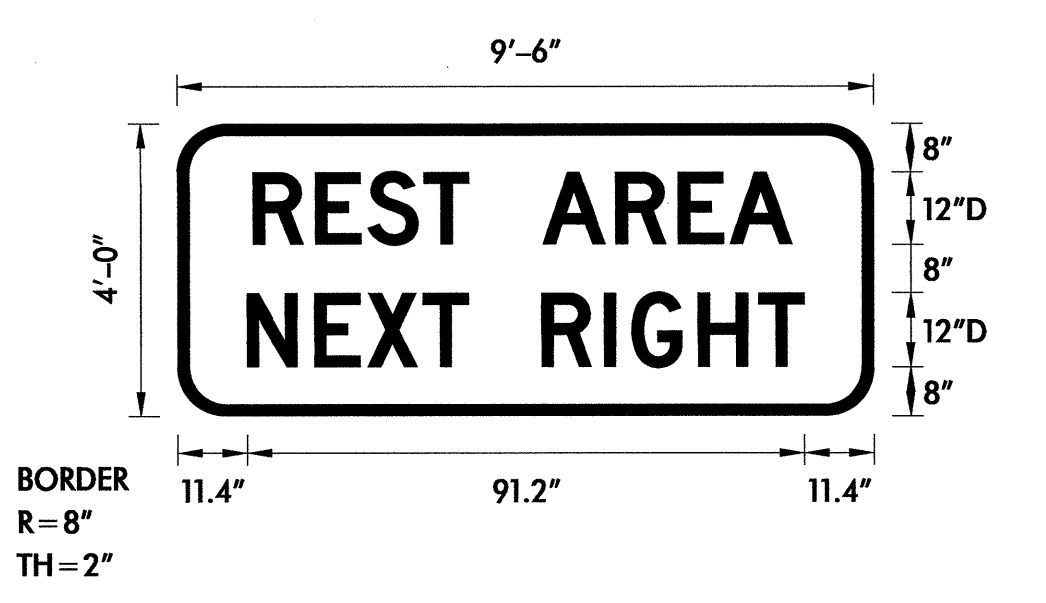
	R	E	S	T	A	R	E	A		Series/Size Text Length		
	7.8	9.6	8.3	8.8	7.4	7	11.5	9.6	8.1	10.2	7.8	D 2000 80.5
	1		M	I	L	E						D 2000 48.7
	23.6	3	12	12.2	4.8	9.2	7.4	23.6				

FILENAME: K-5002_Sign Designs NORTH CAROLINA D.O.T. SIGN DETAIL

SIGN NUMBER: 103
 TYPE: B
 QUANTITY: 1
 SIGN WIDTH: 9'-6"
 HEIGHT: 4'-0"
 TOTAL AREA: 38.0 Sq.Ft.
 BORDER TYPE: FLUSH
 RECESS: 0"
 WIDTH: 2"
 RADII: 8"
 NO. Z BARS: 2
 LENGTH: 106.0

SYMBOL	X	Y	WID	HT

DESIGN BY: M. TRACEY
 PROJECT ID: K-5002
 CHECKED BY:
 DIV: 14
 DATE: Dec 05, 2012



Spacing Factor is 1 unless specified otherwise

USE NOTES: 1,2
 1. Legend and border(except those that are colored black) shall be direct applied Grade C sheeting.
 2. Background shall be Grade C reflective sheeting.

LETTER POSITIONS

Letter spacings are to start of next letter

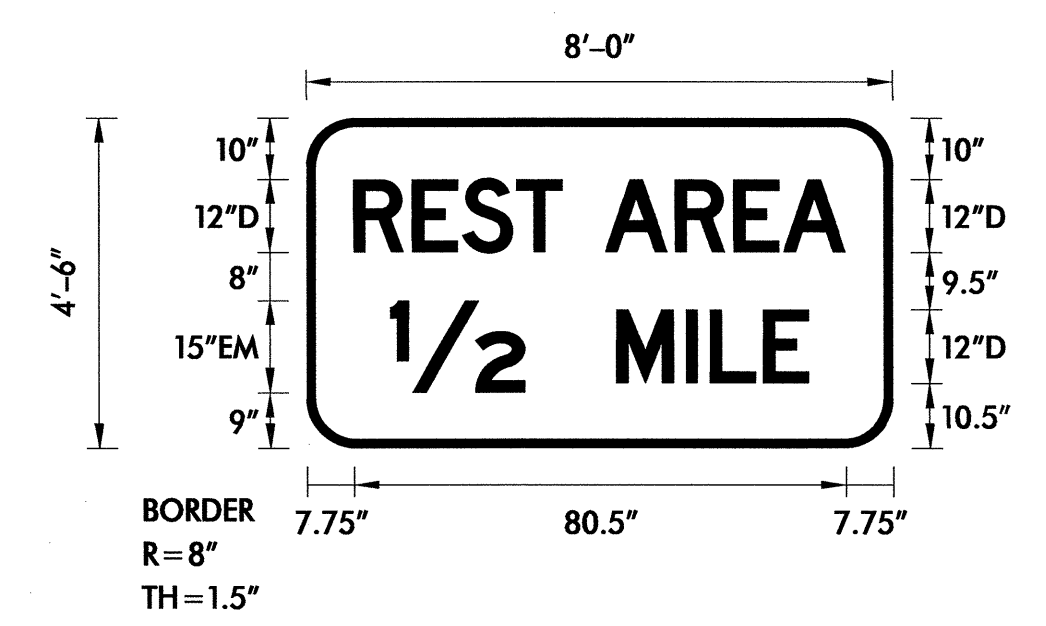
	R	E	S	T	A	R	E	A		Series/Size Text Length			
	12.4	10.2	8.6	9.1	7.4	12	12	10.2	8.4	10.2	1	12.4	D 2000 89.2
	11.4	11	8.6	9.1	7.4	12	10.2	4.6	10.8	10	7.4	11.4	D 2000 91.2

FILENAME: K-5002_Sign Designs NORTH CAROLINA D.O.T. SIGN DETAIL

SIGN NUMBER: 102
 TYPE: A
 QUANTITY: 1
 SIGN WIDTH: 8'-0"
 HEIGHT: 4'-6"
 TOTAL AREA: 36.0 Sq.Ft.
 BORDER TYPE: FLUSH
 RECESS: 0"
 WIDTH: 1.5"
 RADII: 8"
 NO. Z BARS: 2
 LENGTH: 88.0

SYMBOL	X	Y	WID	HT

DESIGN BY: M. TRACEY
 PROJECT ID: K-5002
 CHECKED BY:
 DIV: 14
 DATE: Dec 05, 2012



Spacing Factor is 0.7

USE NOTES: 1,2
 1. Legend and border(except those that are colored black) shall be direct applied Grade C sheeting.
 2. Background shall be Grade C reflective sheeting.

LETTER POSITIONS

Letter spacings are to start of next letter

	R	E	S	T	A	R	E	A		Series/Size Text Length		
	7.8	9.6	8.3	8.8	7.4	7	11.5	9.6	8.1	10.2	7.8	D 2000 80.5
	1/2		M	I	L	E						EM 2000, D 2000 68.4
	13.8	22	15	11.4	3.9	8.7	7.4	13.8				

FILENAME: K-5002_Sign Designs NORTH CAROLINA D.O.T. SIGN DETAIL

SIGN DESIGNS

TIP NO. K-5002	SHEET NO. SIGN-6
APPROVED: <i>[Signature]</i>	
DATE: 5/2/13	
SEAL	

SIGN NUMBER: 301 TYPE: D QUANTITY: 1 SIGN WIDTH: 9'-0" HEIGHT: 3'-6" TOTAL AREA: 31.5 Sq.Ft. BORDER TYPE: FLUSH RECESS: 0" WIDTH: 0.75" RADII: 6" NO. Z BARS: LENGTH:	BACKG COLOR: Blue COPY COLOR: White <table border="1"> <tr> <th>SYMBOL</th> <th>X</th> <th>Y</th> <th>WID</th> <th>HT</th> </tr> <tr> <td>AR_Type D</td> <td>7.4</td> <td>25.4</td> <td>6</td> <td>9</td> </tr> <tr> <td>AR_Type D</td> <td>86.6</td> <td>4.8</td> <td>6</td> <td>9</td> </tr> <tr><td> </td><td> </td><td> </td><td> </td><td> </td></tr> <tr><td> </td><td> </td><td> </td><td> </td><td> </td></tr> <tr><td> </td><td> </td><td> </td><td> </td><td> </td></tr> <tr><td> </td><td> </td><td> </td><td> </td><td> </td></tr> </table> MAT'L: 0.125" (3.2 mm) ALUMINUM	SYMBOL	X	Y	WID	HT	AR_Type D	7.4	25.4	6	9	AR_Type D	86.6	4.8	6	9																					DESIGN BY: M. TRACEY PROJECT ID: K-5002 CHECKED BY: DIV: 14 DATE: Jul 18, 2012
SYMBOL	X	Y	WID	HT																																	
AR_Type D	7.4	25.4	6	9																																	
AR_Type D	86.6	4.8	6	9																																	

USE NOTES: 1,2
1. Legend and border(except those that are colored black) shall be direct applied Grade C sheeting.
2. Background shall be Grade C reflective sheeting.

Spacing Factor is 1 unless specified otherwise

LETTER POSITIONS

Letter spacings are to start of next letter

Letter spacings are to start of next letter																		Series/Size Text Length	
	C	A	R	S														D 2000	
50.8	4.9	6	4.7	4.1	37.6													19.6	
	C	A	R	S		W	I	T	H		T	R	A	I	L	E	R	S	D 2000
20.5	4.9	6	4.7	4.1	4	6.2	1.9	4.6	4.1	4	4.6	4.6	6	2.4	4.6	4.7	4.1	7.4	80.1
	T	R	U	C	K	S													D 2000
14.2	4.6	5.1	5.4	5.4	4.8	4.1	4	5.3	4	5.1	5.1	5.1	4.3	4.1	27.4				66.4

FILENAME: K-5002_Sign Designs NORTH CAROLINA D.O.T. SIGN DETAIL

SIGN NUMBER: 104 TYPE: A QUANTITY: 1 SIGN WIDTH: 5'-6" HEIGHT: 6'-0" TOTAL AREA: 33.0 Sq.Ft. BORDER TYPE: FLUSH RECESS: 0" WIDTH: 1.5" RADII: 6" NO. Z BARS: 2 LENGTH: 58.0	BACKG COLOR: Blue COPY COLOR: White <table border="1"> <tr> <th>SYMBOL</th> <th>X</th> <th>Y</th> <th>WID</th> <th>HT</th> </tr> <tr> <td>AR_Type A</td> <td>21.7</td> <td>6</td> <td>18.2</td> <td>28.6</td> </tr> <tr><td> </td><td> </td><td> </td><td> </td><td> </td></tr> <tr><td> </td><td> </td><td> </td><td> </td><td> </td></tr> <tr><td> </td><td> </td><td> </td><td> </td><td> </td></tr> <tr><td> </td><td> </td><td> </td><td> </td><td> </td></tr> </table> MAT'L: 0.125" (3.2 mm) ALUMINUM	SYMBOL	X	Y	WID	HT	AR_Type A	21.7	6	18.2	28.6																					DESIGN BY: M. TRACEY PROJECT ID: K-5002 CHECKED BY: DIV: 14 DATE: Dec 05, 2012
SYMBOL	X	Y	WID	HT																												
AR_Type A	21.7	6	18.2	28.6																												

USE NOTES: 1,2
1. Legend and border(except those that are colored black) shall be direct applied Grade C sheeting.
2. Background shall be Grade C reflective sheeting.

Spacing Factor is 1 unless specified otherwise

LETTER POSITIONS

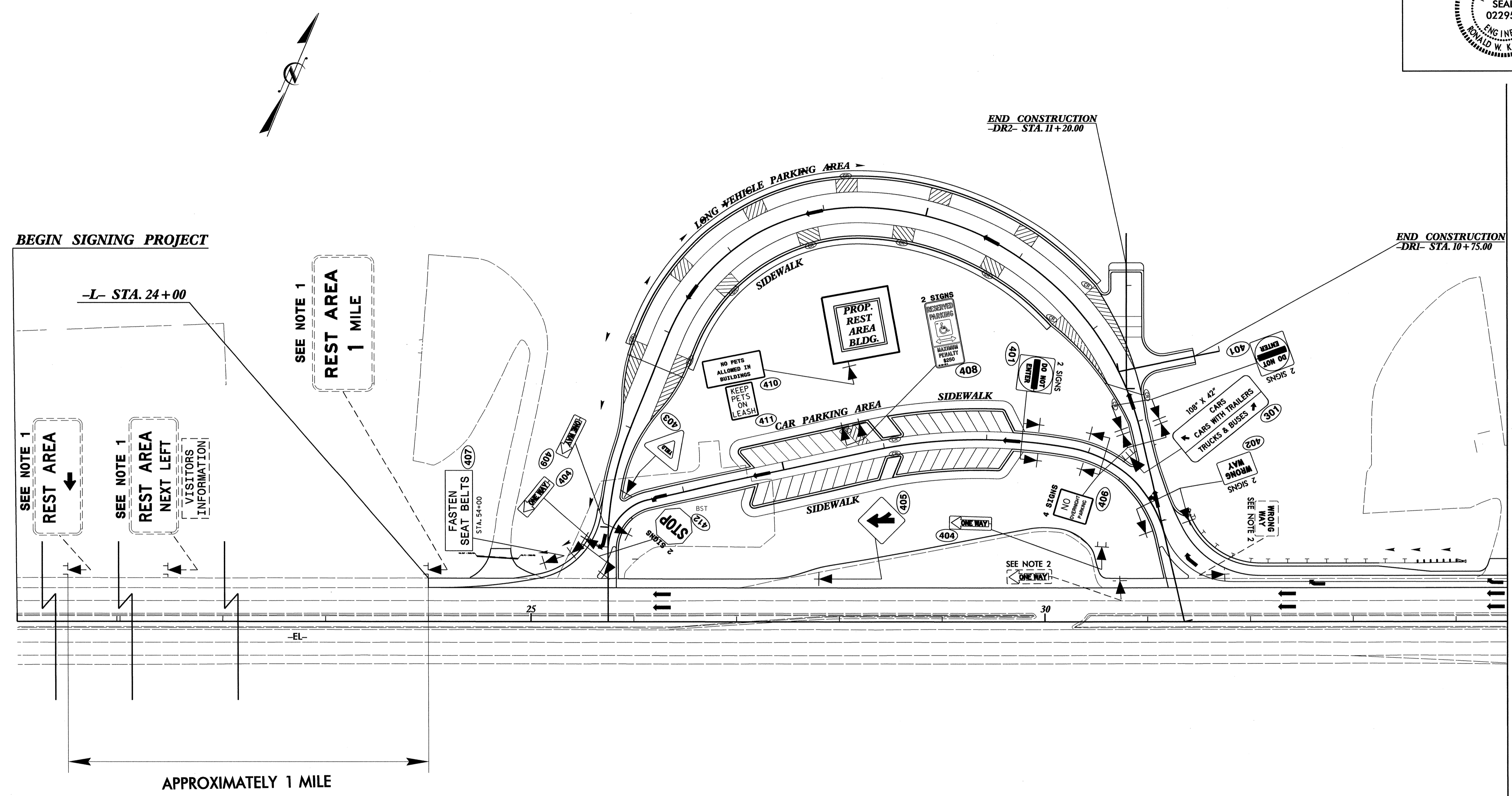
Letter spacings are to start of next letter

Letter spacings are to start of next letter							Series/Size Text Length
	R	E	S	T			D 2000
15.3	10.2	8.6	9.1	7.4	15.3		35.4
	A	R	E	A			D 2000
12.6	12	10.2	8.4	10.2	12.6		40.8

FILENAME: K-5002_Sign Designs NORTH CAROLINA D.O.T. SIGN DETAIL

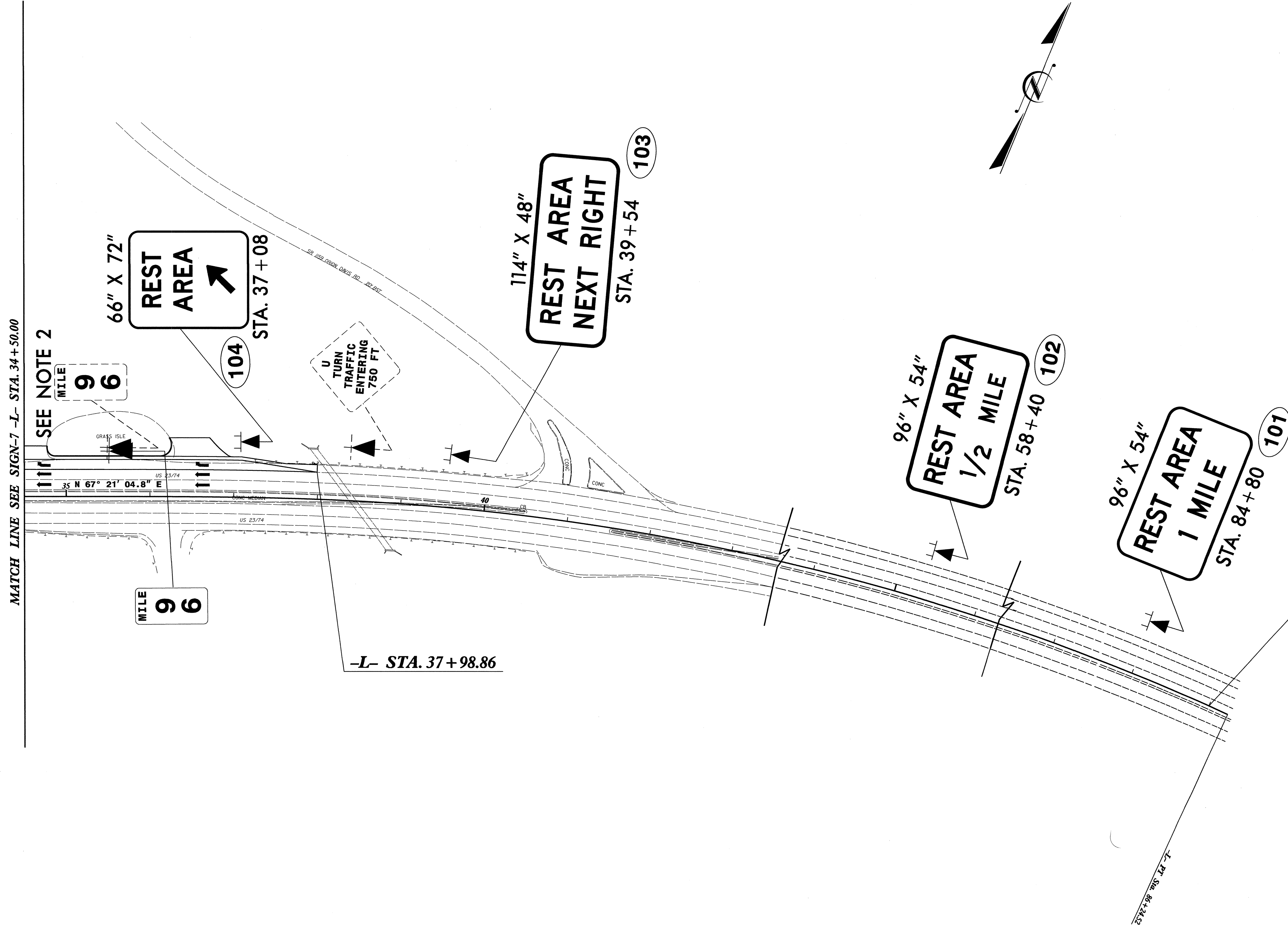
SIGN DESIGNS

TIP NO. K-5002	SHEET NO. SIGN-7
APPROVED: <i>RW</i>	
DATE: 12/5/73	
SEAL	



SIGNING PLAN SHEET

TIP NO. K-5002	SHEET NO. SIGN-8
APPROVED: <i>R.W.K.</i>	
DATE: 5/2/13	
SEAL	



SIGNING PLAN SHEET