

**STATE OF NORTH CAROLINA  
DEPARTMENT OF TRANSPORTATION**

**SIGNING PLAN  
ALLEGHANY COUNTY**

**LOCATION: US 21 FROM SR 1100 (OKLAHOMA RD.) TO SR 1121 (PINE SWAMP RD.)**

TIP NO. R-3101	SHEET NO. SIGN-1
APPROVED: <i>[Signature]</i>	
DATE: 5/5/13	
SEAL	

**T.I.P.: R-3101**

**CONTRACT: C203386**

**ROADWAY STANDARD DRAWING**

THE FOLLOWING ROADWAY STANDARDS AS APPEAR IN "ROADWAY STANDARD DRAWINGS" - PROJECT SERVICES UNIT - N.C. DEPARTMENT OF TRANSPORTATION - RALEIGH, N.C., DATED JANUARY 2012 ARE APPLICABLE TO THIS PROJECT AND BY REFERENCE HEREBY ARE CONSIDERED A PART OF THESE PLANS:

STD. NO.	TITLE
901.10	TYPE 'A' SIGNS
901.70	SIGN STRINGERS AND SUPPORT SPACING
901.80	SIGN MOUNTING DETAILS - FOR TYPE A AND TYPE B SIGNS
904.10	ORIENTATION OF GROUND MOUNTED SIGNS
904.50	MOUNTING OF TYPE 'D', 'E' AND 'F' SIGNS ON 'U' CHANNEL POSTS

**GENERAL NOTES**

- . SIGNS FURNISHED BY STATE
- . ALL TYPE 'D' SIGNS SHALL BE MOUNTED ON TWO U-CHANNEL POSTS UNLESS OTHERWISE INDICATED ON THE PLANS.
- . IF REMOVAL OR RELOCATION OF SIGNS ON PRIVATE STREET (NON-STATE MAINTAINED) IS REQUIRED DUE TO CONSTRUCTION, THE CONTRACTOR SHALL INFORM THE ENGINEER. THE WORK WILL BE COMPLETED BY OTHERS.
- . WHEN NOT STATIONED OR DIMENSIONED ON PLANS, ALL 'E' AND 'F' SIGNS SHALL BE FIELD LOCATED BY THE ENGINEER
- . ALL EXISTING SIGNS ON "U" CHANNEL POST WITHIN THE PROJECT LIMITS SHALL BE REMOVED AND DISPOSED OF UNLESS OTHERWISE NOTED ON PLANS.
- . WHEN EXISTING SIGNS ARE REMOVED AND INSTALLED ON NEW SUPPORTS, THE RE-ERECTION SHALL IMMEDIATELY FOLLOW THE REMOVAL.
- . THE BACKGROUND FOR TYPE E & F SIGNS SHALL BE TYPE C REFLECTIVE SHEETING.
- . SEE ROADWAY PLANS FOR GUARD/GUIDE RAIL DETAILS.

**SUMMARY OF QUANTITIES**

ITEM NO.		ITEM DESCRIPTION	QUANTITY	UNIT
DESC. NO.	SECT. NO.			
4054000000	902	PLAIN CONCRETE SIGN FOUNDATION	1	C.Y.
4060000000	903	SUPPORTS, BREAKAWAY STEEL BEAM	295	LB.
4072000000	903	SUPPORTS, 3 LB STEEL U-CHANNEL	2714	L.F.
4096000000	904	SIGN ERECTION, TYPE D	6	EA.
4102000000	904	SIGN ERECTION, TYPE E	122	EA.
4108000000	904	SIGN ERECTION, TYPE F	6	EA.
4116100000	904	SIGN ERECTION, RELOCATE SIGN TYPE E	5	EA.
4116100000	904	SIGN ERECTION, RELOCATE SIGN TYPE A (GROUND MOUNTED)	1	EA.
4138000000	907	DISPOSAL OF SUPPORT, STEEL BEAM	1	EA.
4155000000	907	DISPOSAL OF SIGN SYSTEM, U-CHANNEL	118	EA.
4158000000	907	DISPOSAL OF SIGN SYSTEM, WOOD	9	EA.
4192000000	907	DISPOSAL OF SUPPORT, U-CHANNEL	3	EA.


**INDEX**


SHEET NO.	DESCRIPTION
SIGN-1	TITLE SHEET
SIGN-2-2B	E AND F SHEETS & GROUND MOUNTED SUPPORT
SIGN-3-3A	SIGN DESIGNS
SIGN-4-37	SIGNING PLAN SHEETS

PLAN PREPARED BY: N.C.D.O.T. SIGNING AND DELINEATION UNIT

Kelvin Jordan SIGNING & DELINEATION REGIONAL ENGINEER

Walter Johnson SIGNING & DELINEATION PROJECT DESIGN ENGINEER

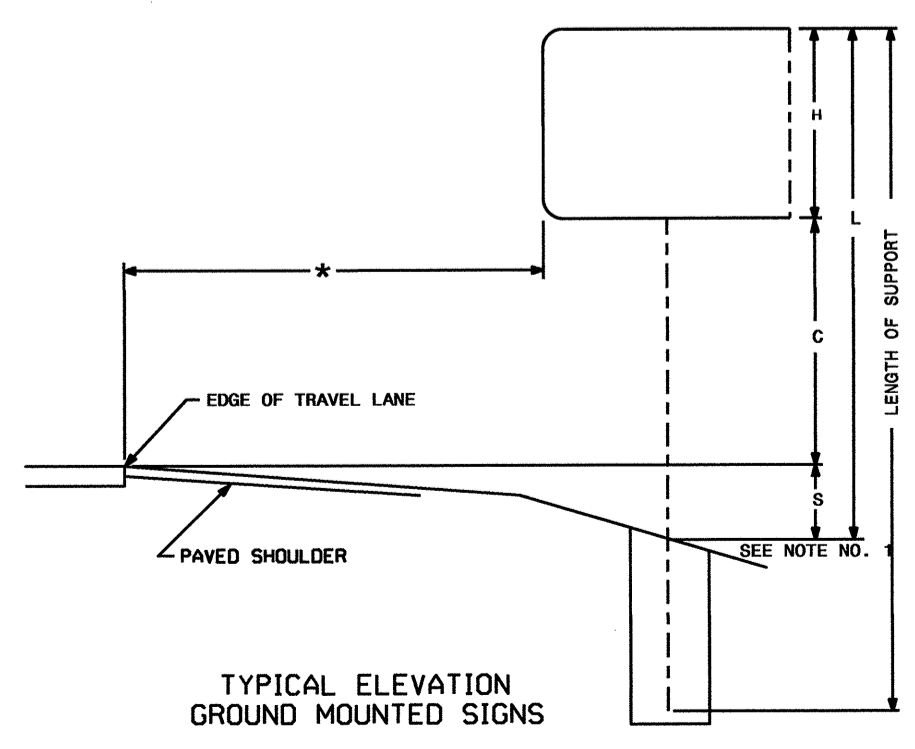


TIP NO. R-3101	SHEET NO. SIGN-2
APPROVED: <i>[Signature]</i>	
DATE: 6/5/13	
SEAL	
	

SIGN NO.	SIGN TYPE	SIGN SIZE (in.) w x h	ROADWAY STATION	NO. OF SUP.	BEAM SECTION	SUPPORT TYPE BA or S	ATTACH METHOD	MOUNTING METHOD	HORIZ. CLR. (ft.)	LENGTH (ft)				LEFT SUPPORT (ft)			CENTER SUPPORT (ft)			RIGHT SUPPORT (ft)			FOOTING DIAMETER (ft.)	FOOTING DEPTH (ft.)	B/A SUPPORT WEIGHTS (lbs.)	SIMPLE SUPPORT WEIGHTS (lbs.)	REINF. FTGS. (c.y.)	PLAIN FTGS. (c.y.)	FIELD VERIFIED SEE NOTE 2 (mm/dd/yy)								
										SNS	HT	MTG	HT	EMBED- MENT	S	L	TOTAL LENGTH	S	L	TOTAL LENGTH	S	L								TOTAL LENGTH							
901	A	102 X 54		2	S4x7.7	BA	N/A	N/A	30.00	4.50	7.00	4	1.00	12.50	16.50	0.00	0.00	0.00	1.00	12.50	16.50	1	4.5	294.71	0.00	0.00	0.26										
																							TOTAL	294.71	TOTAL	0.00	TOTAL	0.00	TOTAL	0.26							
																							USE:	295	0	0	1										


**NOTES**

- DIMENSION "S" REPRESENTS AN INCREASE (+), OR A DECREASE (-) IN POLE LENGTH, RELATIVE TO THE ELEVATION OF THE EDGE OF PAVEMENT.
- FIELD VERIFICATIONS SHALL BE REQUIRED FOR ALL SUPPORTS, SEE (\*) ARTICLE 903-3. FABRICATORS SHALL BE AISC CERTIFIED IN CATEGORY 1, SEE (\*) ARTICLE 1072-1. (\*) = N.C.D.O.T. STANDARD SPECIFICATIONS FOR ROADS AND STRUCTURES
- PLAN LOCATIONS FOR EXISTING UTILITIES ARE BASED ON THE BEST AVAILABLE INFORMATION AND, THEREFORE MAY NOT BE PRECISELY ACCURATE. THEREFORE, IT IS INCUMBENT UPON THE CONTRACTOR TO DETERMINE THE EXACT LOCATION OF UTILITIES BEFORE BEGINNING WORK IN A LOCATION.



**TYPE "A" AND TYPE "B"  
GROUND MOUNTED SIGNS**

04-JUN-2013 11:51 AM \\trf\apps\signing\CADD\Signing Layout Plans\Engseed 4-12.dgn Walter Johnson AT 11:24/13

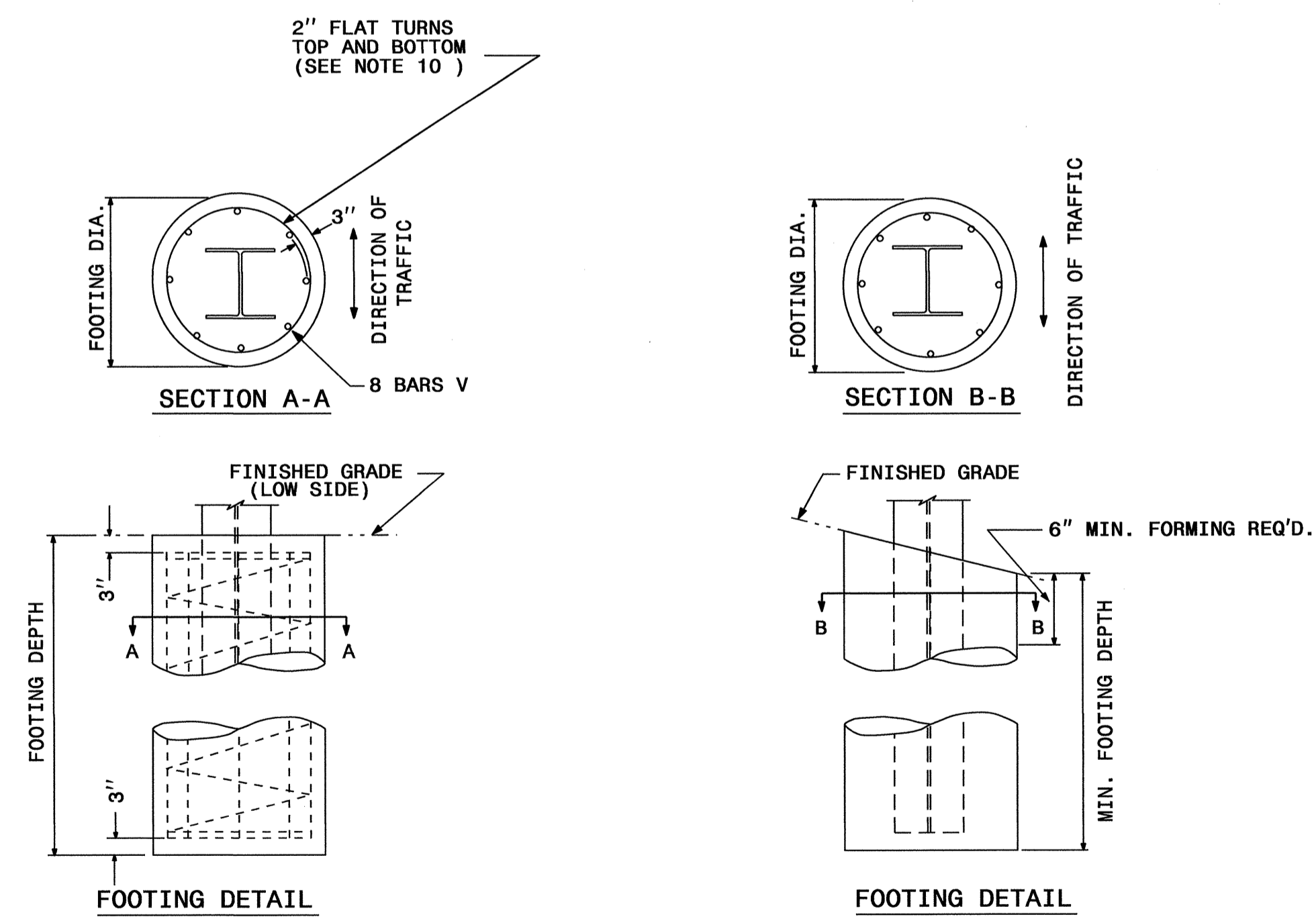
TIP NO. R-3101	SHEET NO. SIGN-2A
APPROVED: <i>[Signature]</i>	
DATE: 6/5/13	
SEAL	
	

STATE OF  
NORTH CAROLINA  
DEPT. OF TRANSPORTATION  
DIVISION OF HIGHWAYS  
RALEIGH, N.C.

ENGLISH DETAIL DRAWING FOR  
**GROUND MOUNTED SIGN SUPPORTS**

SHEET 2 OF 3  
**903D10**

BEAM SHAPE	BOLT SIZE	SLIP BASE PLATE DATA								KEEPER PLATE DATA						HINGE CONNECTION DATA							BREAK AWAY SUPPORT WEIGHT CONSTANT LBS.			
		A <sub>1</sub>	B <sub>1</sub>	C <sub>1</sub>	D <sub>1</sub>	E <sub>1</sub>	T <sub>1</sub>	R <sub>1</sub>	A <sub>2</sub>	B <sub>2</sub>	C <sub>2</sub>	D <sub>2</sub>	E <sub>2</sub>	R <sub>2</sub>	T <sub>2</sub>	BOLT SIZE	F	G	H	I	J	K		L	R <sub>3</sub>	T <sub>3</sub>
S3X5.7	1/2"DIA. X 3"	7"	4"	1"	3/4"	2 1/2"	1"	9/32"	7"	4"	1"	3/4"	2 1/2"	9/32"	28 GAUGE	1/2"DIA. X 1 1/4"	2 1/4"	3 1/2"	4"	1 1/2"	1"	1 1/2"	2"	9/32"	3/8"	18
S4X7.7	1/2"DIA. X 3"	8"	4"	1"	3/4"	2 1/2"	1"	9/32"	8"	4"	1"	3/4"	2 1/2"	9/32"	28 GAUGE	1/2"DIA. X 1 1/4"	2 5/8"	3 1/2"	4"	1 1/2"	1"	1 1/2"	2"	9/32"	3/8"	20
W6X9	1/2"DIA. X 3"	10"	5"	1"	3/4"	3 1/2"	1"	9/32"	10"	5"	1"	3/4"	3 1/2"	9/32"	28 GAUGE	1/2"DIA. X 1 1/4"	4"	3 1/2"	4"	3/4"	1"	1 1/2"	2"	9/32"	3/8"	32
W6X12	5/8"DIA. X 3 3/4"	11"	5"	1 1/4"	7/8"	3 1/4"	1 1/4"	11/32"	11"	5"	1 1/4"	7/8"	3 1/4"	11/32"	28 GAUGE	5/8"DIA. X 2 1/4"	4"	4"	4 1/2"	3/4"	1 1/8"	5/8"	2 1/4"	11/32"	3/8"	39
W6X16	5/8"DIA. X 3 3/4"	12"	6"	1 1/4"	7/8"	4 1/4"	1 1/2"	11/32"	12"	6"	1 1/4"	7/8"	4 1/4"	11/32"	28 GAUGE	5/8"DIA. X 2 1/2"	4"	4"	4 1/2"	3/4"	1 1/8"	5/8"	2 1/4"	11/32"	1/2"	47
W8X18	5/8"DIA. X 4 1/4"	13 1/2"	6 1/2"	1 1/4"	7/8"	4 3/4"	1 1/2"	11/32"	13 1/2"	6 1/2"	1 1/4"	7/8"	4 3/4"	11/32"	28 GAUGE	5/8"DIA. X 2 1/2"	5 1/4"	4"	4 1/2"	1"	1 1/8"	5/8"	2 1/4"	11/32"	1/2"	70
W8X21	3/4"DIA. X 4 1/4"	14"	7"	1 1/2"	1"	5"	1 1/2"	13/32"	14"	7"	1 1/2"	1"	5"	13/32"	28 GAUGE	3/4"DIA. X 2 3/4"	5 1/4"	6"	7"	1"	1 3/4"	3/4"	3 1/2"	13/32"	1/2"	73
W10X22	3/4"DIA. X 4 1/4"	16"	8"	1 1/2"	1"	6"	1 1/2"	13/32"	16"	8"	1 1/2"	1"	6"	13/32"	28 GAUGE	3/4"DIA. X 2 3/4"	5 3/4"	6"	7"	1"	1 3/4"	3/4"	3 1/2"	13/32"	1/2"	119
W10X26	3/4"DIA. X 4 3/4"	16 1/2"	8"	1 1/2"	1"	6"	1 3/4"	13/32"	16 1/2"	8"	1 1/2"	1"	6"	13/32"	28 GAUGE	3/4"DIA. X 2 3/4"	5 3/4"	6"	7"	1"	1 3/4"	3/4"	3 1/2"	13/32"	5/8"	140
W12X26	3/4"DIA. X 4 3/4"	18 1/2"	9"	1 1/2"	1"	7"	1 3/4"	13/32"	18 1/2"	9"	1 1/2"	1"	7"	13/32"	28 GAUGE	3/4"DIA. X 2 3/4"	6 1/2"	6"	7"	1"	1 3/4"	3/4"	3 1/2"	13/32"	5/8"	176
W14X30	1"DIA. X 5"	22"	9"	2"	1 1/2"	6"	2"	1 1/2"	22"	9"	2"	1 1/2"	6"	1 1/2"	28 GAUGE	1"DIA. X 3"	6 3/4"	7"	8"	1 1/4"	2"	1"	4"	1 1/2"	5/8"	205
W16X31	1"DIA. X 5"	24"	9"	2"	1 1/2"	6"	2"	1 1/2"	24"	9"	2"	1 1/2"	6"	1 1/2"	28 GAUGE	1"DIA. X 3 1/4"	5 1/2"	7"	8"	1 1/4"	2"	1"	4"	1 1/2"	3/4"	223
W18X35	1"DIA. X 5"	25"	9"	2"	1 1/2"	6"	2"	1 1/2"	25"	9"	2"	1 1/2"	6"	1 1/2"	28 GAUGE	1"DIA. X 3 1/4"	6"	7"	8"	1 1/4"	2"	1"	4"	1 1/2"	3/4"	243
W18X40	1"DIA. X 5 1/2"	26"	9"	2"	1 1/2"	6"	2 1/4"	1 1/2"	26"	9"	2"	1 1/2"	6"	1 1/2"	28 GAUGE	1"DIA. X 3 3/4"	6"	7"	8"	1 1/4"	2"	1"	4"	1 1/2"	7/8"	278
W21X44	1"DIA. X 5 1/2"	29"	9"	2"	1 1/2"	6"	2 1/2"	1 1/2"	29"	9"	2"	1 1/2"	6"	1 1/2"	28 GAUGE	1"DIA. X 3 3/4"	6 1/2"	7"	8"	1 1/4"	2"	1"	4"	1 1/2"	7/8"	310



FOUNDATION DATA *		
FOOTING DIAMETER	REINFORCEMENT	SPIRAL BAR
1' 6"	8 # 6 BARS	#3 BAR, 6" PITCH
2'	8 # 7 BARS	#3 BAR, 6" PITCH
2' 6"	8 # 9 BARS	#3 BAR, 6" PITCH
3'	8 # 11 BARS	#3 BAR, 6" PITCH
3' 6"	8 # 12 BARS	#3 BAR, 6" PITCH
4'	8 # 14 BARS	#3 BAR, 6" PITCH

\* FOUNDATION DIMENSIONS ARE SHOWN IN PLANS

STATE OF  
NORTH CAROLINA  
DEPT. OF TRANSPORTATION  
DIVISION OF HIGHWAYS  
RALEIGH, N.C.


ENGLISH DETAIL DRAWING FOR  
**GROUND MOUNTED SIGN SUPPORTS**



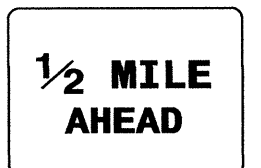











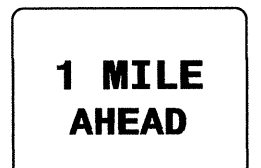






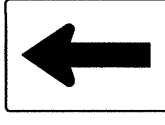




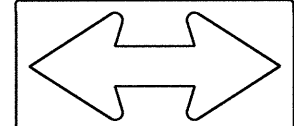





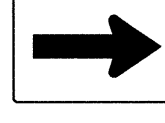

SHEET 2 OF 3  
**903D10**

**REVISED SIGNING  
ROADWAY STANDARD DRAWING**

04-JUN-2013 11:51 R:\trc\p10\signing\0400\Signing Layout Plans\Engseed 4-12.dgn walter.johnson AT 11224738

APPROVED: *[Signature]*  
 DATE: 6/5/13



<p>401 QUANTITY REQ'D <u>28</u></p>  <p>36" X 36" R1-1</p> <p>ONE "U" POST PER SIGN</p>	<p>407 QUANTITY REQ'D <u>2</u></p>  <p>30" X 30" W2-2(L)</p> <p>ONE "U" POST PER SIGN</p>	<p>413 QUANTITY REQ'D <u>1</u></p>  <p>24" X 18" SP13085</p> <p>MOUNT BELOW SIGN 404          IN 1. INSTALLATIONS          SEE SIGN DESIGN FOR DETAILS</p>	<p>419 QUANTITY REQ'D <u>1</u></p>  <p>12" X 6" M6-3</p> <p>MOUNT BELOW SIGN 418          IN 1. INSTALLATIONS</p>	<p>425 QUANTITY REQ'D <u>3</u></p>  <p>36" X 48" R2-1</p> <p>TWO "U" POSTS PER SIGN</p>	<p>431 QUANTITY REQ'D <u>7</u></p>  <p>30 X 30 W2-1</p> <p>ONE "U" POST PER SIGN</p>
<p>402 QUANTITY REQ'D <u>7</u></p>  <p>30" X 30" W11-1</p> <p>ONE "U" POST PER SIGN</p>	<p>408 QUANTITY REQ'D <u>14</u></p>  <p>18" X 18" W13-1P</p> <p>MOUNT BELOW SIGN 406 IN 2. INSTALLATIONS          MOUNT BELOW SIGN 407 IN 2. INSTALLATIONS          MOUNT BELOW SIGN 426 IN 4. INSTALLATIONS</p> <p>MOUNT BELOW SIGN 430 IN 2. INSTALLATIONS          MOUNT BELOW SIGN 431 IN 4. INSTALLATIONS</p>	<p>414 QUANTITY REQ'D <u>2</u></p>  <p>36" X 48" R2-1</p> <p>TWO "U" POSTS PER SIGN</p>	<p>420 QUANTITY REQ'D <u>2</u></p>  <p>30" X 30" W11-8</p> <p>ONE "U" POST PER SIGN</p>	<p>426 QUANTITY REQ'D <u>4</u></p>  <p>30" X 30" W2-7(L)</p> <p>ONE "U" POST PER SIGN</p>	<p>432 QUANTITY REQ'D <u>3</u></p>  <p>18" X 30" R4-7c</p> <p>ONE "U" POST PER SIGN</p>
<p>403 QUANTITY REQ'D <u>7</u></p>  <p>24" X 30" W16-1</p> <p>MOUNT BELOW SIGN 402          IN 7. INSTALLATIONS</p>	<p>409 QUANTITY REQ'D <u>2</u></p>  <p>12" X 36" OM-3R</p> <p>ONE "U" POST PER SIGN</p>	<p>415 QUANTITY REQ'D <u>1</u></p>  <p>24" X 18" SP13086</p> <p>MOUNT BELOW SIGN 404          IN 1. INSTALLATIONS          SEE SIGN DESIGN FOR DETAILS</p>	<p>421 QUANTITY REQ'D <u>2</u></p>  <p>30" X 30" SP13087</p> <p>ONE "U" POST PER SIGN          SEE SIGN DESIGN FOR DETAILS</p>	<p>427 QUANTITY REQ'D <u>1</u></p>  <p>30" X 30" W1-2(R)</p> <p>ONE "U" POST PER SIGN</p>	<p>501 506 508</p>  <p>24" X 12" 24" X 24"</p>
<p>404 QUANTITY REQ'D <u>3</u></p>  <p>30" X 30" W7-1</p> <p>ONE "U" POST PER SIGN</p>	<p>410 QUANTITY REQ'D <u>2</u></p>  <p>12" X 36" OM-3L</p> <p>ONE "U" POST PER SIGN</p>	<p>416 QUANTITY REQ'D <u>2</u></p>  <p>30" X 30" W11-3</p> <p>ONE "U" POST PER SIGN</p>	<p>422 QUANTITY REQ'D <u>2</u></p>  <p>12" X 6" W6-1</p> <p>MOUNT BELOW SIGN 418          IN 2. INSTALLATIONS</p>	<p>428 QUANTITY REQ'D <u>1</u></p>  <p>30" X 30" W1-2(L)</p> <p>ONE "U" POST PER SIGN</p>	<p>502 504 507</p>  <p>24" X 12" 24" X 24"</p>
<p>405 QUANTITY REQ'D <u>1</u></p>  <p>24" X 18" W7-2b</p> <p>MOUNT BELOW SIGN 404          IN 1. INSTALLATIONS</p>	<p>411 QUANTITY REQ'D <u>6</u></p>  <p>30" X 30" S3-1</p> <p>ONE "U" POST PER SIGN</p>	<p>417 QUANTITY REQ'D <u>2</u></p>  <p>48" X 24" W1-7</p> <p>TWO "U" POSTS PER SIGN</p>	<p>423 QUANTITY REQ'D <u>2</u></p>  <p>30" X 12" W16-3aP</p> <p>MOUNT BELOW SIGN 416          IN 2. INSTALLATIONS          SEE SIGN DESIGN FOR DETAILS</p>	<p>429 QUANTITY REQ'D <u>2</u></p>  <p>30" X 30" W1-5</p> <p>ONE "U" POST PER SIGN</p>	
<p>406 QUANTITY REQ'D <u>2</u></p>  <p>30" X 30" W2-2(R)</p> <p>ONE "U" POST PER SIGN</p>	<p>412 QUANTITY REQ'D <u>3</u></p>  <p>36" X 36" W3-5</p> <p>ONE "U" POST PER SIGN</p>	<p>418 QUANTITY REQ'D <u>4</u></p>  <p>18" X 24" M1-8</p> <p>ONE "U" POST PER SIGN</p>	<p>424 QUANTITY REQ'D <u>1</u></p>  <p>12" X 6" W6-1</p> <p>MOUNT BELOW SIGN 418          IN 1. INSTALLATIONS</p>	<p>430 QUANTITY REQ'D <u>3</u></p>  <p>30" X 30" W1-5</p> <p>ONE "U" POST PER SIGN</p>	

**TYPE "E" and "F" SIGNS**

04-JUN-2013 11:52  
 R:\Traffic\Signing\CADD\Signing Layout Plans\Engseed 4-12.dgn  
 Walter Johnson AT TE247518

TIP NO. R-3101	SHEET NO. 3
APPROVED: <i>RWJ</i>	
DATE: 6/5/13	
SEAL	



SIGN NUMBER: 413 TYPE: E QUANTITY: 1 SIGN WIDTH: 2'-0" HEIGHT: 1'-6" TOTAL AREA: 3.0 Sq.Ft.	BACKG COLOR: Yellow COPY COLOR: Black SYMBOL	DESIGN BY: W. Johnson PROJECT ID: R-3101	CHECKED BY: DIV: 11	DATE: Apr 03, 2013
--	--	---	------------------------	--------------------

MAT'L: 0.063" (1.6 mm) ALUMINUM

BORDER R=1.5" TH=0.63" IN=0.38"

USE NOTES: 1,2

- Legend and border(except those that are colored black) shall be direct applied Grade B sheeting.
- Background shall be Grade A, B, or C reflective sheeting.

Letter spacings are to start of next letter										Series/Size
										Text Length
2.9	4.7	4	3.5	1.4	2.6	2	2.9			C 2000
A H E A D										18.3
5	3.1	3.1	2.4	3.1	2.2	5				C 2000
S P A C I N G S										14

FILENAME: Signs NORTH CAROLINA D.O.T. SIGN DETAIL

SIGN NUMBER: 421 TYPE: E QUANTITY: 2 SIGN WIDTH: 2'-6" HEIGHT: 2'-6" TOTAL AREA: 6.3 Sq.Ft.	BACKG COLOR: Yellow COPY COLOR: Black SYMBOL	DESIGN BY: W. Johnson PROJECT ID: R-3101	CHECKED BY: DIV: 11	DATE: Apr 04, 2013
--	--	---	------------------------	--------------------

MAT'L: 0.063" (1.6 mm) ALUMINUM

BORDER R=1.88" TH=0.75" IN=0.50"

USE NOTES: 1,2

- Legend and border(except those that are colored black) shall be direct applied Grade B sheeting.
- Background shall be Grade A, B, or C reflective sheeting.

Letter spacings are to start of next letter										Series/Size
										Text Length
12	2.6	2.9	3	3	2.7	2.2	12			C 2000
T R U C K S										16.6
10	2.7	2.8	2.6	2.7	2.9	1.4	3	2.2	10	C 2000
E N T E R I N G										20.5
10.8	3.1	1.4	3	2.8	3.3	2.8	2.6	10.8		C 2000
H I G H W A Y										19

FILENAME: Signs NORTH CAROLINA D.O.T. SIGN DETAIL

SIGN NUMBER: 415 TYPE: E QUANTITY: 1 SIGN WIDTH: 2'-0" HEIGHT: 1'-6" TOTAL AREA: 3.0 Sq.Ft.	BACKG COLOR: Yellow COPY COLOR: Black SYMBOL	DESIGN BY: W. Johnson PROJECT ID: R-3101	CHECKED BY: DIV: 11	DATE: Apr 03, 2013
--	--	---	------------------------	--------------------

MAT'L: 0.063" (1.6 mm) ALUMINUM

BORDER R=1.5" TH=0.63" IN=0.38"

USE NOTES: 1,2

- Legend and border(except those that are colored black) shall be direct applied Grade B sheeting.
- Background shall be Grade A, B, or C reflective sheeting.

Letter spacings are to start of next letter										Series/Size
										Text Length
4.8	0.8	4	3.5	1.4	2.6	2	4.8			C 2000
A H E A D										14.4
5	3.1	3.1	2.4	3.1	2.2	5				C 2000
S P A C I N G S										14

FILENAME: Signs NORTH CAROLINA D.O.T. SIGN DETAIL

SIGN NUMBER: 301 TYPE: D QUANTITY: 1 SIGN WIDTH: 6'-6" HEIGHT: 2'-6" TOTAL AREA: 16.3 Sq.Ft.	BACKG COLOR: Green COPY COLOR: White SYMBOL	DESIGN BY: W. Johnson PROJECT ID: R-3101	CHECKED BY: DIV: 11	DATE: May 16, 2013
---	---	---	------------------------	--------------------

MAT'L: 0.125" (3.2 mm) ALUMINUM

BORDER R=3" TH=1"

USE NOTES: 1,2


- Legend and border(except those that are colored black) shall be direct applied Grade C sheeting.
- Background shall be Grade C reflective sheeting.

Letter spacings are to start of next letter										Series/Size								
										Text Length								
30	3.2	3.3	3.1	3.2	3.4	1.6	3.6	2.7	24	D 2000								
E N T E R I N G										24								
3.5	7	5.8	6.4	5.8	3.6	4	1	2.1	1	5.8	5.3	4	4	6.1	5.3	4	3.5	EM 2000
Y a d k i n - P e e D e e										71								
19.5	5.4	2.8	4.9	4.9	2.5	4	5	4.8	4.9	3	3.3	13.5						EM 2000
R i v e r B a s i n										45								

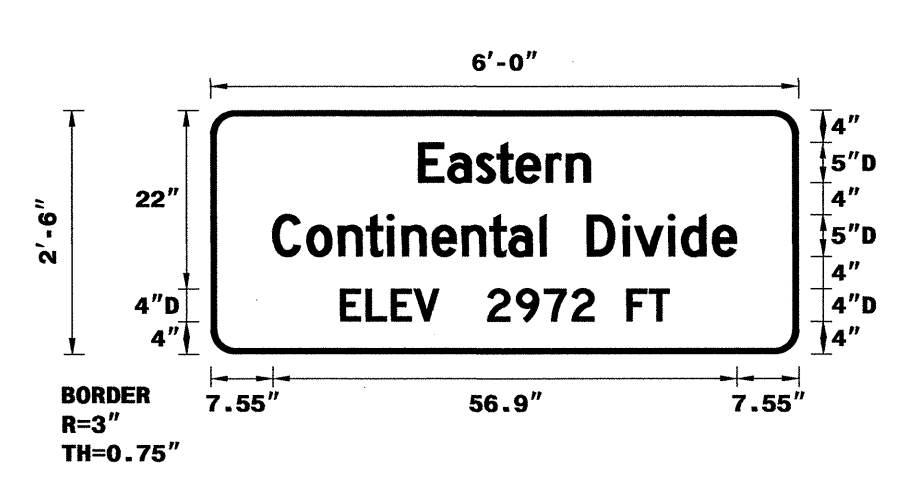
FILENAME: Signs NORTH CAROLINA D.O.T. SIGN DETAIL

04-JUN-2013 11:52 Signing Layout Plans\Engseed 4-12.dgn  
walter.johnson AT 11:24:58

SIGN DESIGN

TIP NO. R-3101	SHEET NO. SIGN-3A
APPROVED: <i>RW</i>	
DATE: 6/5/13	
SEAL	
	

SIGN NUMBER: 302,306 TYPE: D QUANTITY: 2 SIGN WIDTH: 6'-0" HEIGHT: 2'-6" TOTAL AREA: 15.0 Sq.Ft. BORDER TYPE: FLUSH RECESS: 0" WIDTH: 0.75" RADIUS: 3" NO. Z BARS: LENGTH:	BACKG COLOR: Green COPY COLOR: White SYMBOL	DESIGN BY: W. Johnson PROJECT ID: R-3101 CHECKED BY: DIV: 11 DATE: May 20, 2013
---	---	---



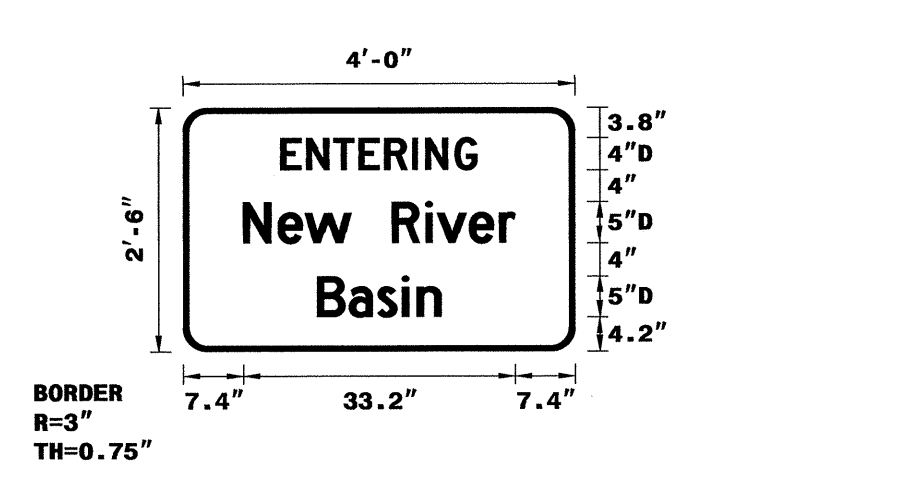
USE NOTES: 1,2  
1. Legend and border(except those that are colored black) shall be direct applied Grade C sheeting.  
2. Background shall be Grade C reflective sheeting.

Spacing Factor is 1 unless specified otherwise

Letter spacings are to start of next letter												Series/Size
												Text Length
25.4	3.6	3.5	2.5	2.3	3.7	2.5	3	25.5				D 2000
E a s t e r n												21.1
7.6	4.2	3.8	3.5	2.6	1.8	3.7	3.4	2.3	3.8	0.8	5	D 2000
C o n t i n e n t a l												56.9
15.8	3.2	3.1	2.8	3	3.5	3.4	3.4	2.7	4	2.7	2.5	D 2000
E L E V 2 9 7 2 F T												40.3

FILENAME: Signs NORTH CAROLINA D.O.T. SIGN DETAIL

SIGN NUMBER: 303 TYPE: D QUANTITY: 1 SIGN WIDTH: 4'-0" HEIGHT: 2'-6" TOTAL AREA: 10.0 Sq.Ft. BORDER TYPE: FLUSH RECESS: 0" WIDTH: 0.75" RADIUS: 3" NO. Z BARS: LENGTH:	BACKG COLOR: Green COPY COLOR: White SYMBOL	DESIGN BY: W. Johnson PROJECT ID: R-3101 CHECKED BY: DIV: 11 DATE: May 20, 2013
---	---	---



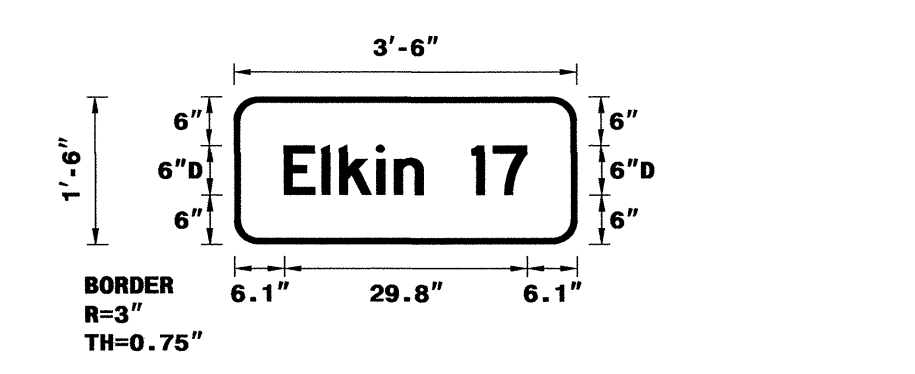
USE NOTES: 1,2  
1. Legend and border(except those that are colored black) shall be direct applied Grade C sheeting.  
2. Background shall be Grade C reflective sheeting.

Spacing Factor is 1 unless specified otherwise

Letter spacings are to start of next letter												Series/Size
												Text Length
12	3.2	3.3	3.1	3.2	3.4	1.6	3.6	2.7	12			D 2000
E N T E R I N G												24
7.4	4.3	3.3	5.7	5	4.1	1.4	3.9	3.6	1.9	7.4		D 2000
H e w R i v e r												33.2
16.4	3.9	3.5	3	1.8	3	16.4						D 2000
B a s i n												16.2

FILENAME: Signs NORTH CAROLINA D.O.T. SIGN DETAIL

SIGN NUMBER: 304 TYPE: D QUANTITY: 1 SIGN WIDTH: 3'-6" HEIGHT: 1'-6" TOTAL AREA: 5.3 Sq.Ft. BORDER TYPE: FLUSH RECESS: 0" WIDTH: 0.75" RADIUS: 3" NO. Z BARS: LENGTH:	BACKG COLOR: Green COPY COLOR: White SYMBOL	DESIGN BY: W. Johnson PROJECT ID: R-3101 CHECKED BY: DIV: 11 DATE: May 20, 2013
--	---	---



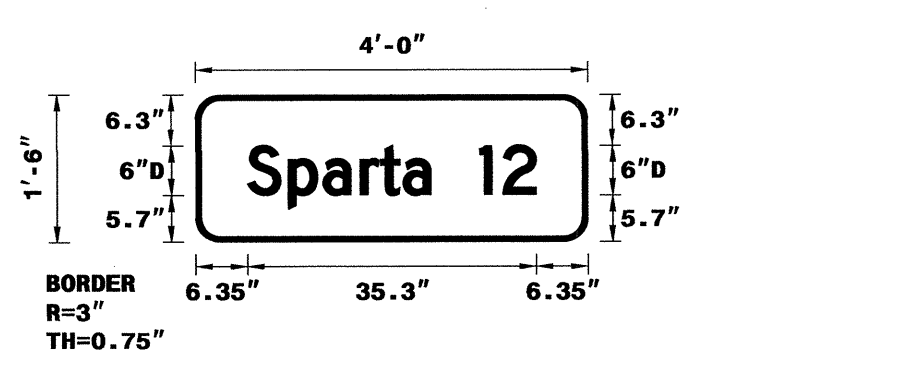
USE NOTES: 1,2  
1. Legend and border(except those that are colored black) shall be direct applied Grade C sheeting.  
2. Background shall be Grade C reflective sheeting.

Spacing Factor is 1 unless specified otherwise

Letter spacings are to start of next letter												Series/Size
												Text Length
6.1	4.6	2.2	4.6	2.2	3.5	6	2.6	4.1	6.1			D 2000
E l k i n												29.8
1 7												

FILENAME: Signs NORTH CAROLINA D.O.T. SIGN DETAIL

SIGN NUMBER: 305 TYPE: D QUANTITY: 1 SIGN WIDTH: 4'-0" HEIGHT: 1'-6" TOTAL AREA: 6.0 Sq.Ft. BORDER TYPE: FLUSH RECESS: 0" WIDTH: 0.75" RADIUS: 3" NO. Z BARS: LENGTH:	BACKG COLOR: Green COPY COLOR: White SYMBOL	DESIGN BY: W. Johnson PROJECT ID: R-3101 CHECKED BY: DIV: 11 DATE: May 20, 2013
--	---	---



USE NOTES: 1,2  
1. Legend and border(except those that are colored black) shall be direct applied Grade C sheeting.  
2. Background shall be Grade C reflective sheeting.

Spacing Factor is 1 unless specified otherwise

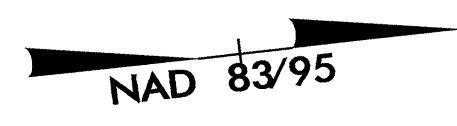
Letter spacings are to start of next letter												Series/Size
												Text Length
6.3	5	4.3	4.6	2.5	2.8	3.4	6	2.8	4.1	6.3		D 2000
S p a r t a												35.3
1 2												

FILENAME: Signs NORTH CAROLINA D.O.T. SIGN DETAIL

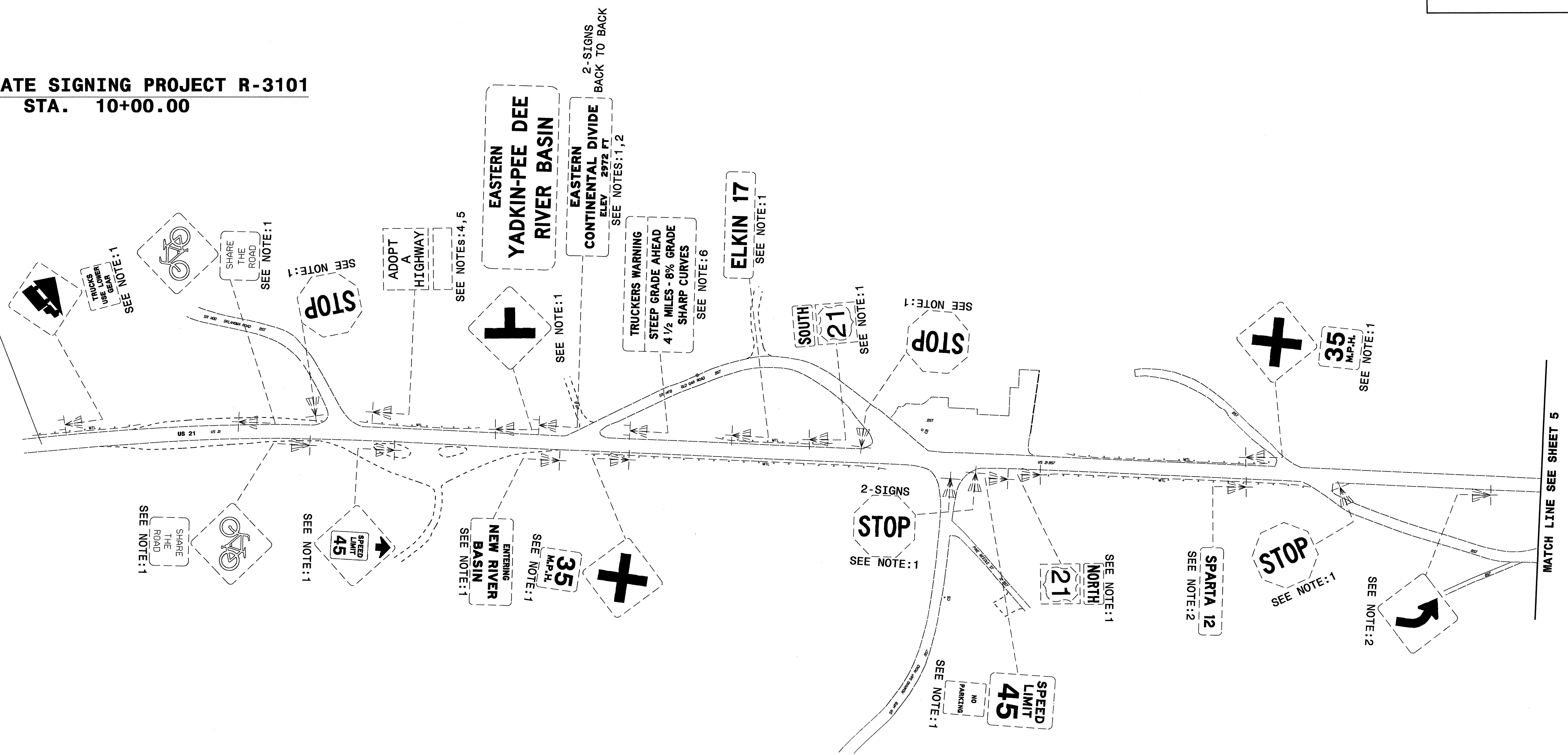
SIGN DESIGN

04 JUN 2013 11:52  
 R:\JUN2013\1152\Signs\magn\CADD\Signing Layout Plans\Engseed 4-12.dgn  
 AT 11:24:58  
 Walter Johnson

TIP NO. R-3101	SHEET NO. SIGN-4
APPROVED: <i>RW</i>	
DATE: 6/5/13	
SEAL	



**BEGIN STATE SIGNING PROJECT R-3101  
STA. 10+00.00**



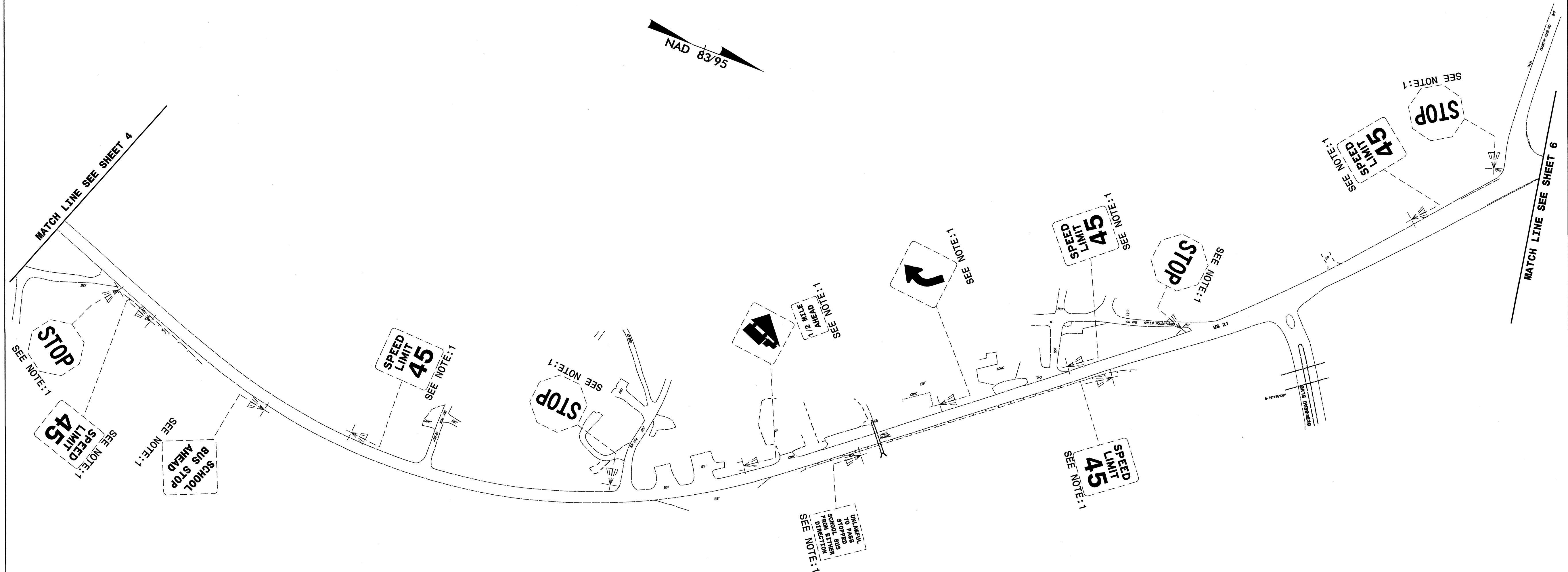

**PROJECT NOTES**

- 1 DISPOSAL OF SIGN SYSTEM, U-CHANNEL
- 2 DISPOSAL OF SIGN SYSTEM, WOOD
- 4 DISPOSAL OF SUPPORT, U-CHANNEL
- 5 RELOCATE SIGN, TYPE E
- 6 SIGN ERECTION, RELOCATE SIGN TYPE A (GROUND MOUNTED)

**EXISTING SIGNS**

04-JUN-2013 07:24  
 R:\Traffic\Signing\CADD\Signing\_Layout\Plans\R-3101\_Sgn\_SGN\_ExistingSheets.dgn  
 walter.johnson

TIP NO. R-3101	SHEET NO. SIGN-5
APPROVED: <i>[Signature]</i>	
DATE: 6/5/13	
SEAL	





**PROJECT NOTES**

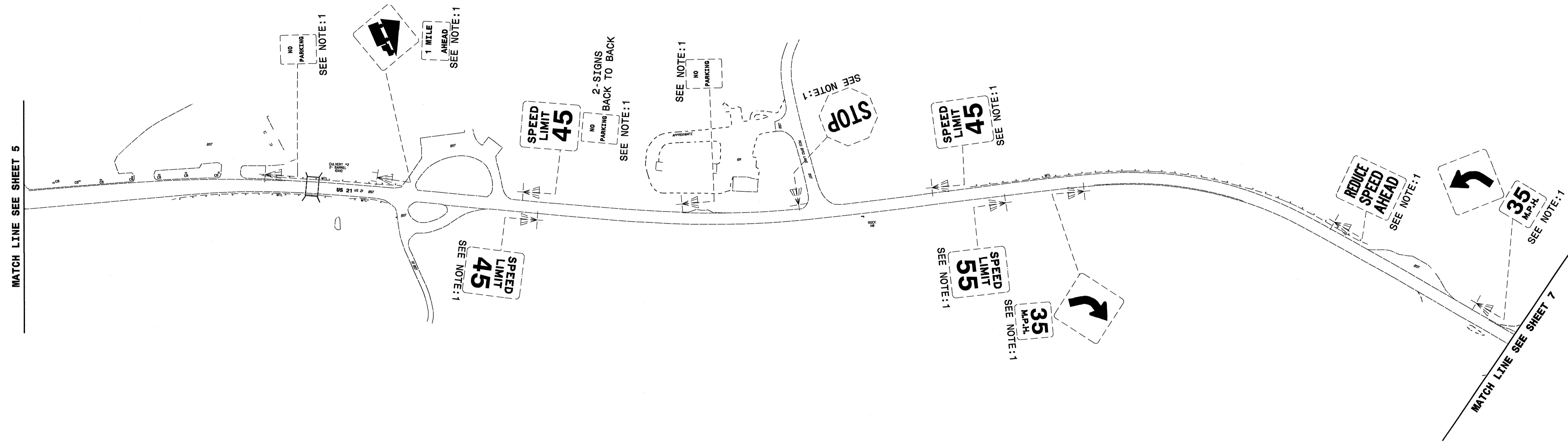
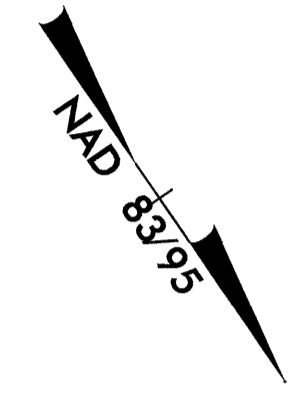
1 DISPOSAL OF SIGN SYSTEM, U-CHANNEL

**EXISTING SIGNS**

04 JUN 2013 07:26  
 R:\Projects\Signing\CADD\Signing Layout Plans\R-3101\_Sgn\_SGN\_ExistingSheets.dgn  
 Walter Johnson, AT



TIP NO. R-3101	SHEET NO. SIGN-6
APPROVED: 	
DATE: 6/15/13	
SEAL	
	



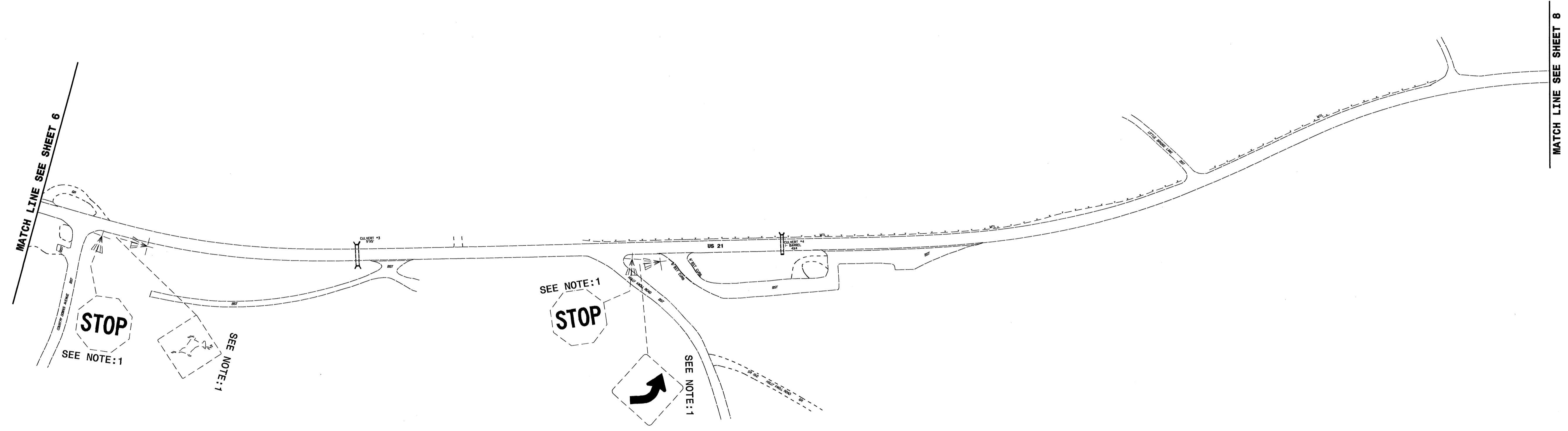
**PROJECT NOTES**

1 DISPOSAL OF SIGN SYSTEM, U-CHANNEL

**EXISTING SIGNS**

84 JUN 2013 07:28  
 C:\Users\stjohn\Documents\CADD\Signing Layout Plans\R-3101\_Sgn\_SGN\_ExistingSheets.dgn  
 AT 12:47:18  
 walter.johnson

TIP NO. R-3101	SHEET NO. SIGN-7
APPROVED: <i>R. W. King</i>	
DATE: 6/5/13	
SEAL	




04-JUN-2013 07:28  
 R:\GIS\Projects\2013\Signage\CADD\Signage Layout Plans\R-3101\_Sgn\_SGN\_ExistingSheets.dgn  
 Walter Johnson, AT

**PROJECT NOTES**

1 DISPOSAL OF SIGN SYSTEM, U-CHANNEL

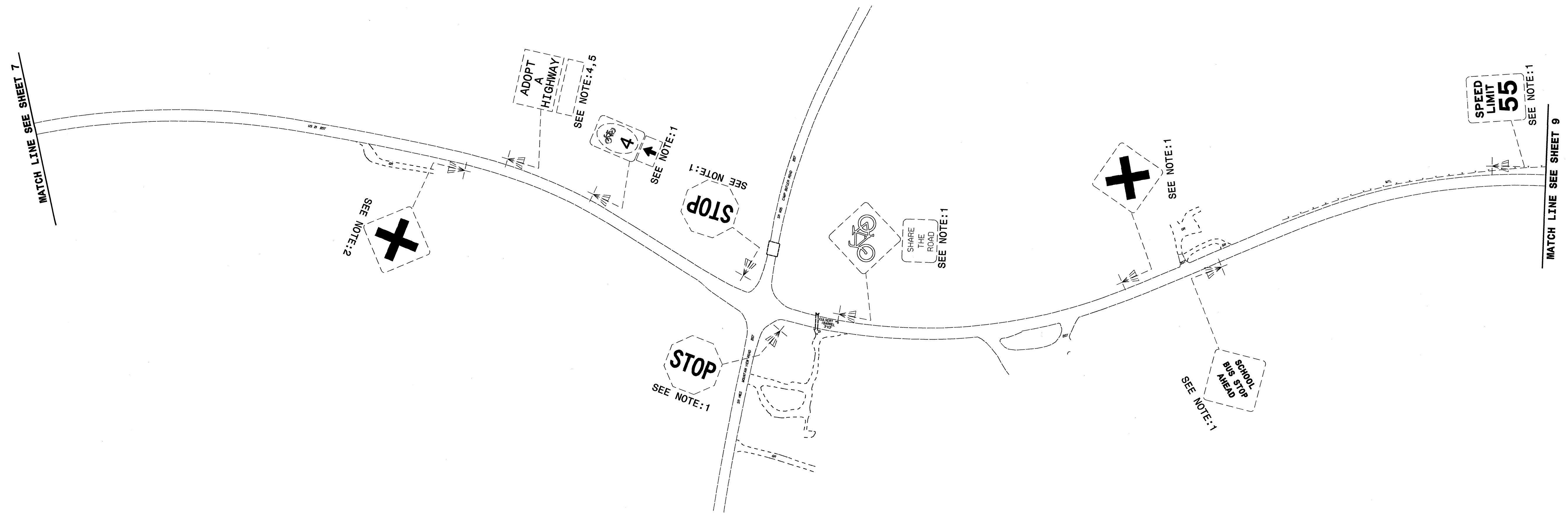
**EXISTING SIGNS**

TIP NO. R-3101	SHEET NO. SIGN-8
APPROVED: <i>R.W.K.</i>	
DATE: 6/5/13	
SEAL	



MATCH LINE SEE SHEET 7

MATCH LINE SEE SHEET 9



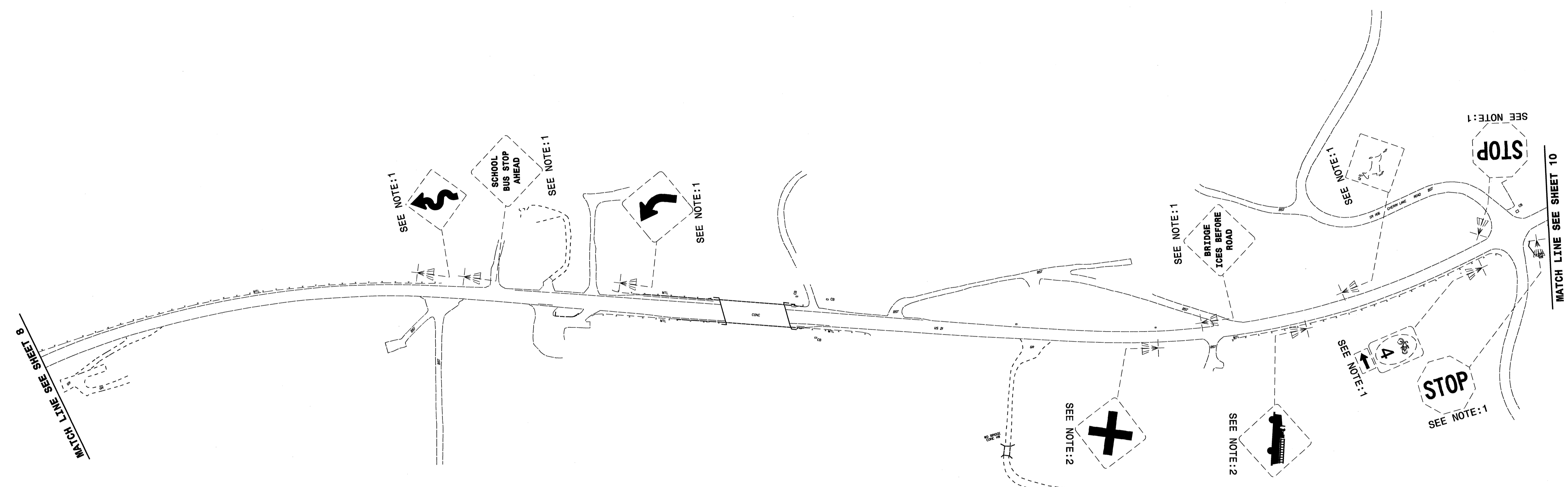
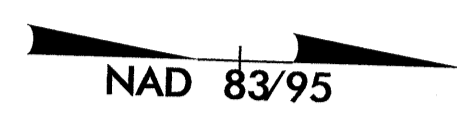
**PROJECT NOTES**

- 1 DISPOSAL OF SIGN SYSTEM, U-CHANNEL
- 4 DISPOSAL OF SUPPORT, U-CHANNEL
- 5 RELOCATE SIGN, TYPE E

**EXISTING SIGNS**

04 JUN 2013 07:29  
 C:\Users\wjohnson\Documents\CADD\Signing Layout Plans\R-3101\_Sgn\_SGN\_ExistingSheets.dgn  
 wjohnson AT 12/24/518

TIP NO. R-3101	SHEET NO. SIGN-9
APPROVED: <i>RW7</i>	
DATE: 6/5/13	
SEAL	



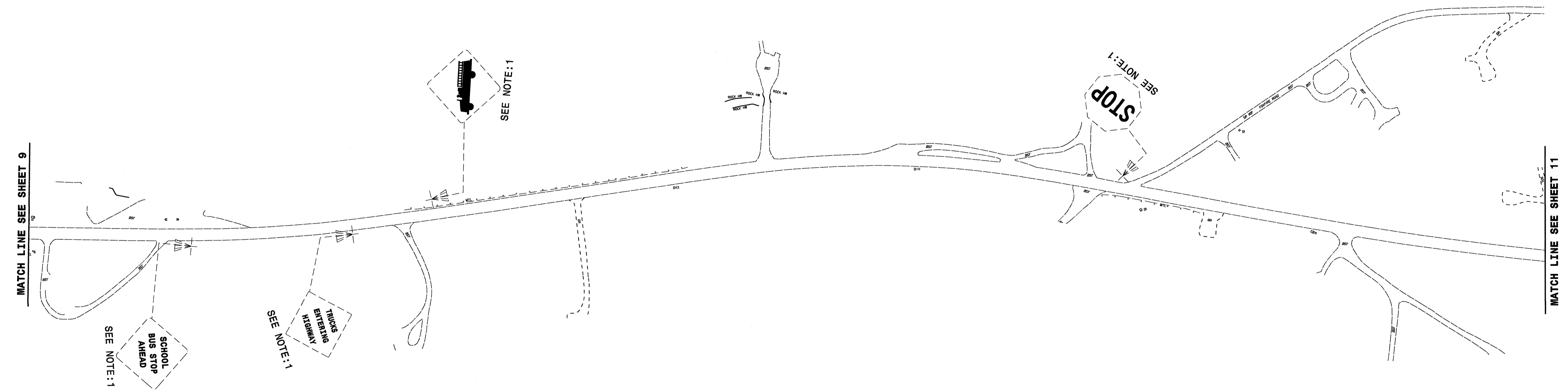
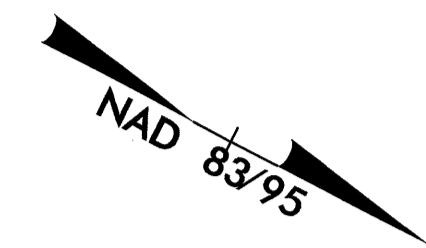
**PROJECT NOTES**

- 1 DISPOSAL OF SIGN SYSTEM, U-CHANNEL
- 2 DISPOSAL OF SIGN SYSTEM, WOOD

**EXISTING SIGNS**

84 JUN 2013 07:30 C:\pwr\CADD\Sigging Layout Plans\R-3101\_Sgn\_SGN\_ExistingSheets.dgn  
 walter.johnson AT 1247518

TIP NO. R-3101	SHEET NO. SIGN-10
APPROVED: <i>RW7</i>	
DATE: 6/5/13	
SEAL	



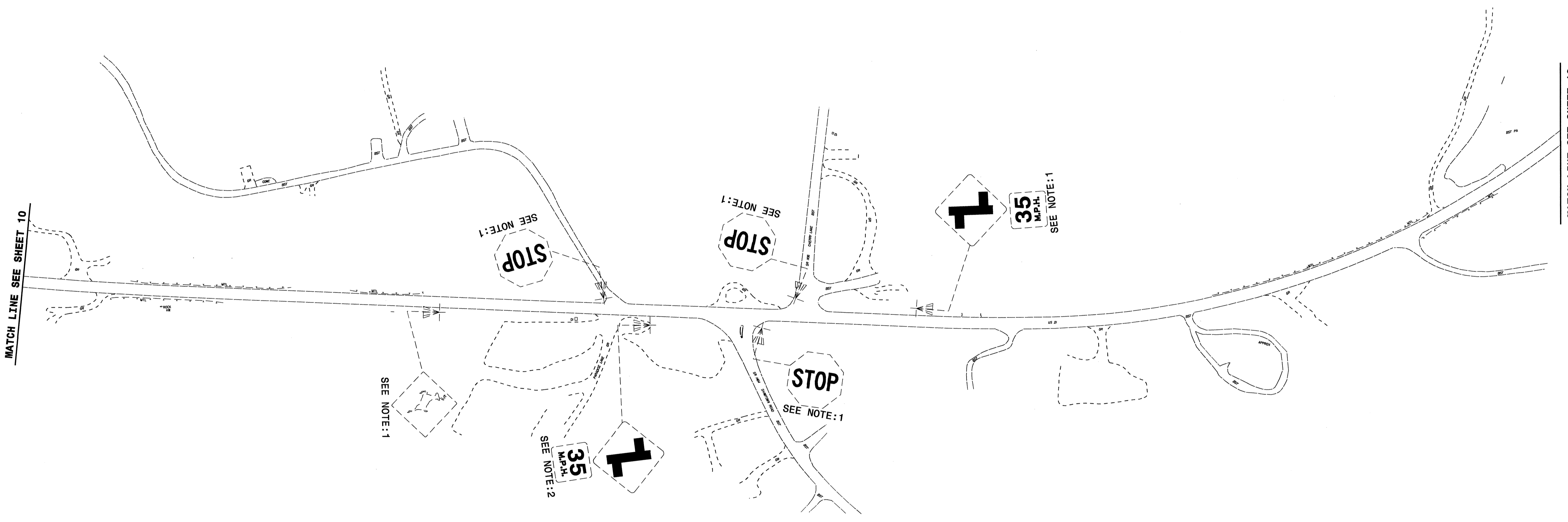
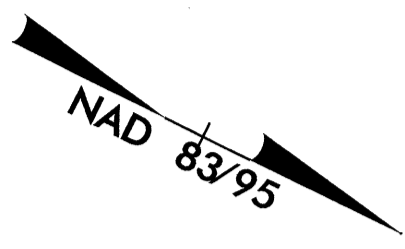
**PROJECT NOTES**

1 DISPOSAL OF SIGN SYSTEM, U-CHANNEL

**EXISTING SIGNS**

04-JUN-2013 07:31  
 R:\Traffic\Signing\CD\Signing Layout Plans\R-3101\_Sgn\_SON\_ExistingSheets.dgn  
 Walter Johnson AT 12247308

TIP NO. R-3101	SHEET NO. SIGN-11
APPROVED: <i>R.W.K.</i>	
DATE: 6/5/13	
SEAL	



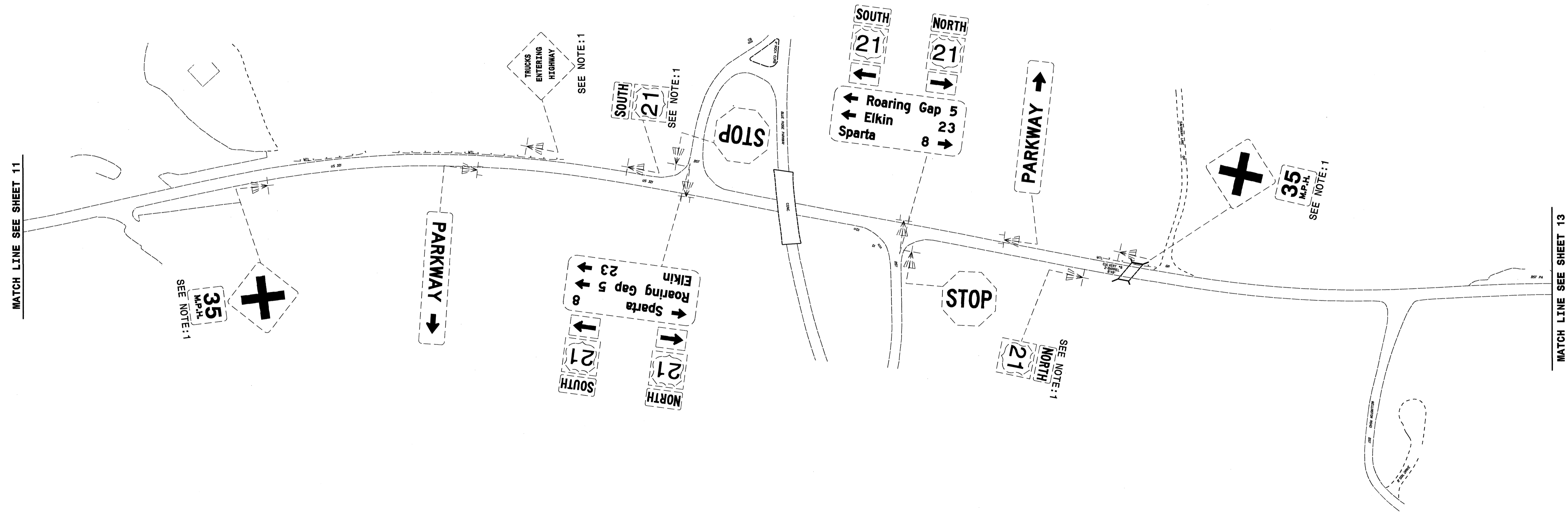
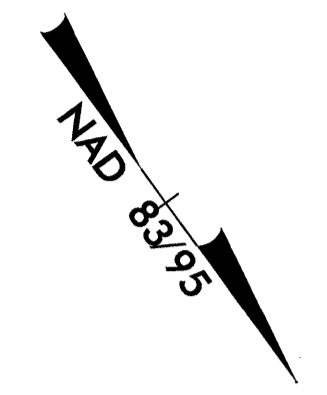
**PROJECT NOTES**

- 1 DISPOSAL OF SIGN SYSTEM, U-CHANNEL
- 2 DISPOSAL OF SIGN SYSTEM, WOOD

**EXISTING SIGNS**

04 JUN 2013 07:32  
 R:\Projects\2013\06\05\Signing\CADD\Signing Layout Plans\R-3101\_Sgn\_SGN\_ExistingSheets.dgn  
 Walter Johnson

TIP NO. R-3101	SHEET NO. SIGN-12
APPROVED: <i>RW7</i>	
DATE: 6/5/13	
SEAL	




**PROJECT NOTES**

- 1 DISPOSAL OF SIGN SYSTEM, U-CHANNEL
- 2 DISPOSAL OF SIGN SYSTEM, WOOD

**EXISTING SIGNS**

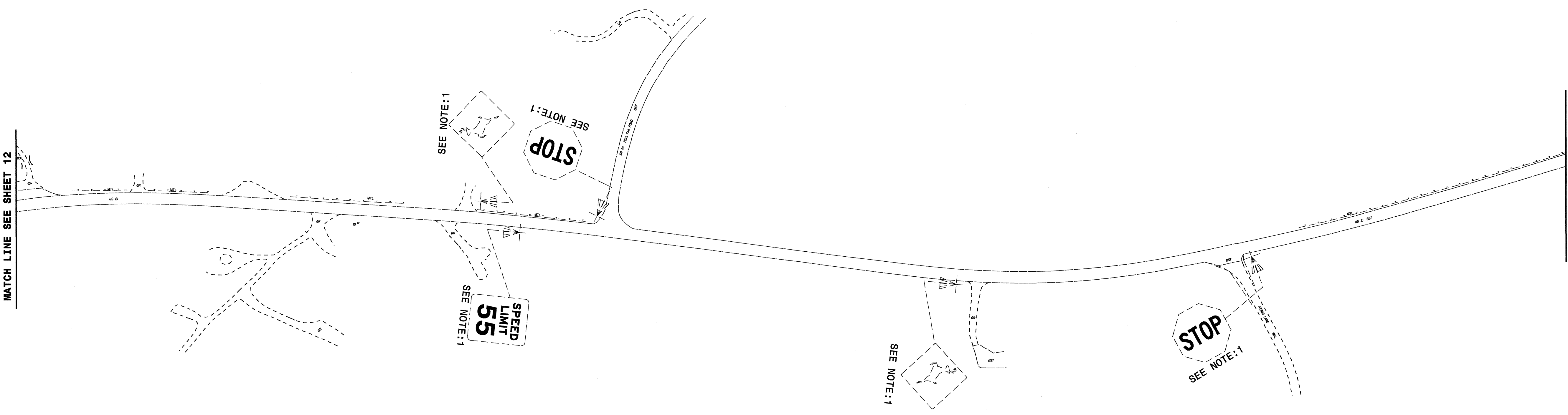
04 JUN 2013 07:33  
 \\p1e1\p1e1\cadd\signing\Layout Plans\R-3101\_Sgn\_SGN\_ExistingSheets.dgn  
 walter.johnson

TIP NO. R-3101	SHEET NO. SIGN-13
APPROVED: <i>R.W.F.</i>	
DATE: <i>6/5/13</i>	
SEAL	



MATCH LINE SEE SHEET 12

MATCH LINE SEE SHEET 14



**PROJECT NOTES**

1 DISPOSAL OF SIGN SYSTEM, U-CHANNEL

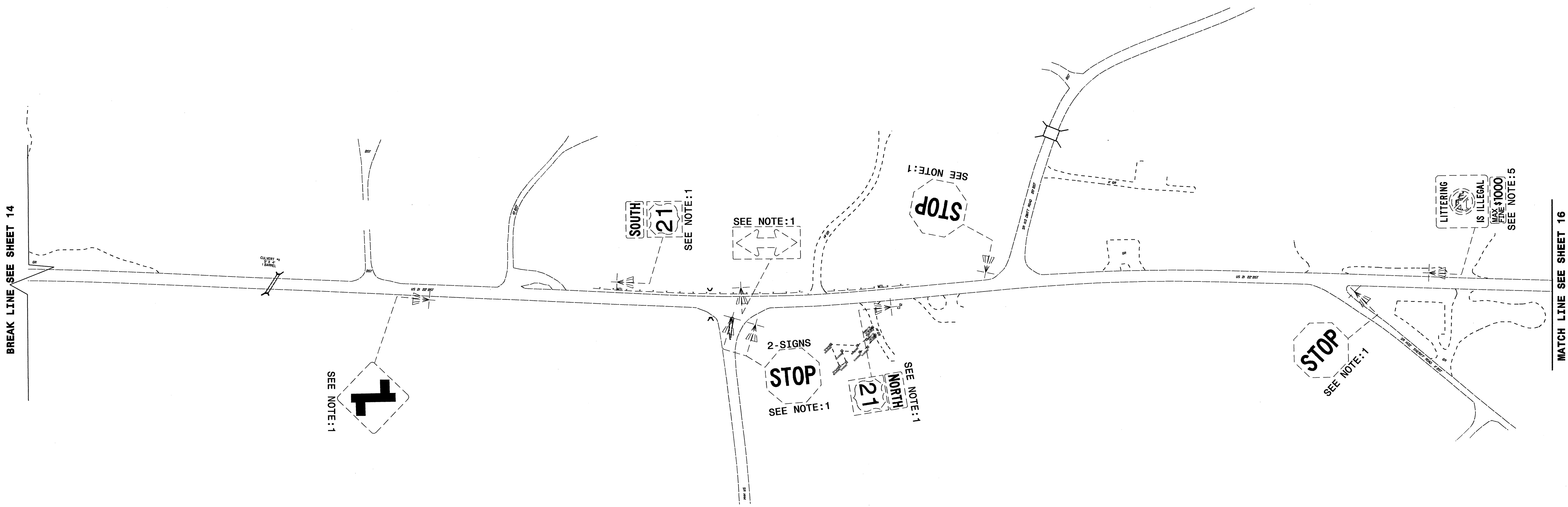
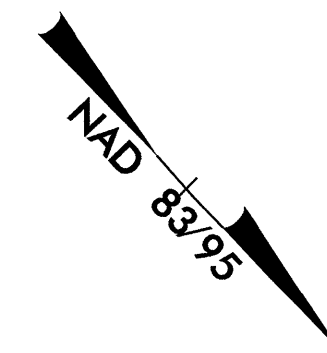
**EXISTING SIGNS**

64-JUN-2013 07:33  
 \\pep\pep\cadd\signing Layout Plans\R-3101\_Sgn\_SON\_ExistingSheets.dgn  
 walter.johnson AT 12:24:58 PM





TIP NO. R-3101	SHEET NO. SIGN-15
APPROVED: <i>RW</i>	
DATE: 6/5/13	
SEAL	

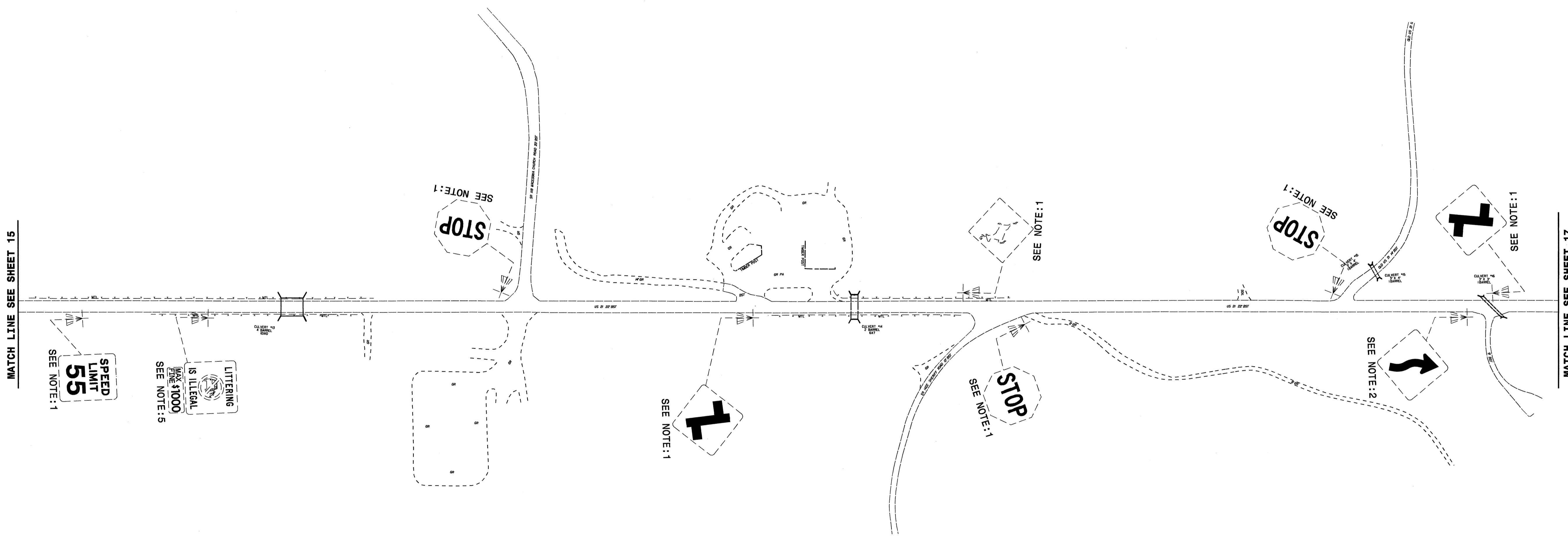



- PROJECT NOTES**
- 1 DISPOSAL OF SIGN SYSTEM, U-CHANNEL
  - 5 RELOCATE SIGN, TYPE E

**EXISTING SIGNS**

04 JUN 2013 07:35  
 C:\Users\johnson\Documents\Projects\Signing Layout Plans\R-3101\_Sgn\_SGN\_ExistingSheets.dgn  
 Walter Johnson, PE 24758

TIP NO. R-3101	SHEET NO. SIGN-16
APPROVED: <i>RW King</i>	
DATE: 6/5/13	
SEAL	



MATCH LINE SEE SHEET 15

MATCH LINE SEE SHEET 17

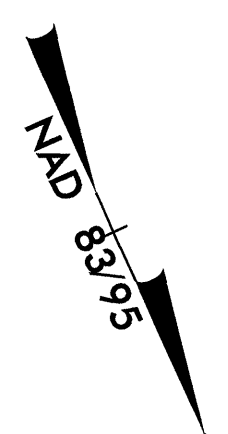
**PROJECT NOTES**

- 1 DISPOSAL OF SIGN SYSTEM, U-CHANNEL
- 5 RELOCATE SIGN, TYPE E

**EXISTING SIGNS**

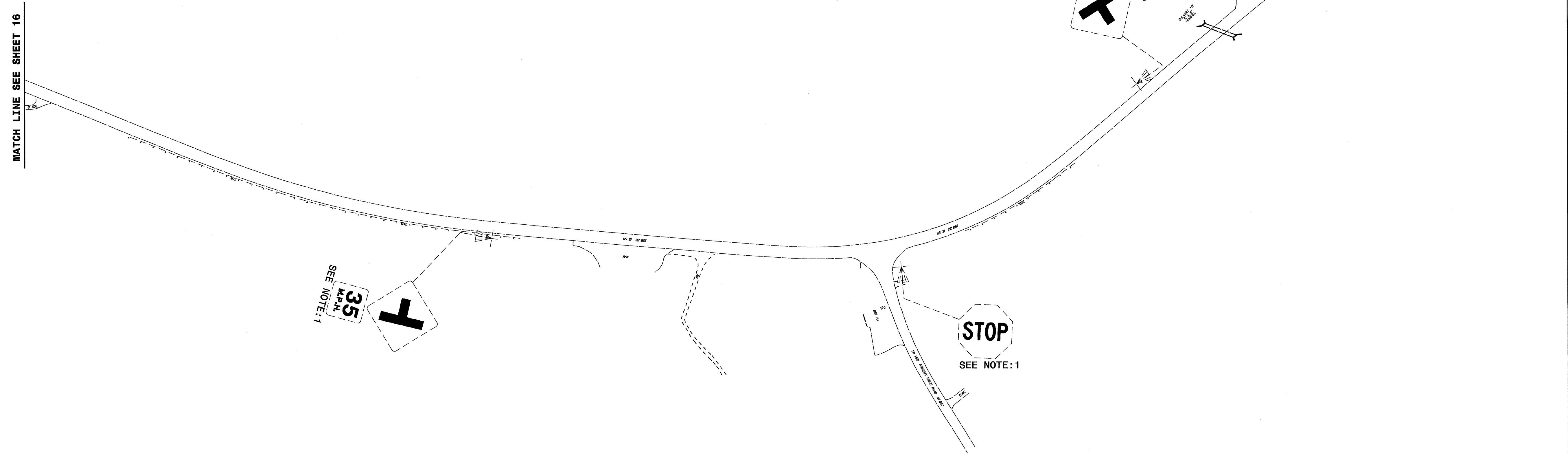
04 JUN 2013 07:36  
 R:\Projects\Signing\CADD\Signing Layout Plans\R-3101\_Sgn\_SGN\_ExistingSheets.dgn  
 Walter Johnson

TIP NO. R-3101	SHEET NO. SIGN-17
APPROVED: <i>RW7</i>	
DATE: 6/5/13	
SEAL	



MATCH LINE SEE SHEET 16

MATCH LINE SEE SHEET 18




**PROJECT NOTES**

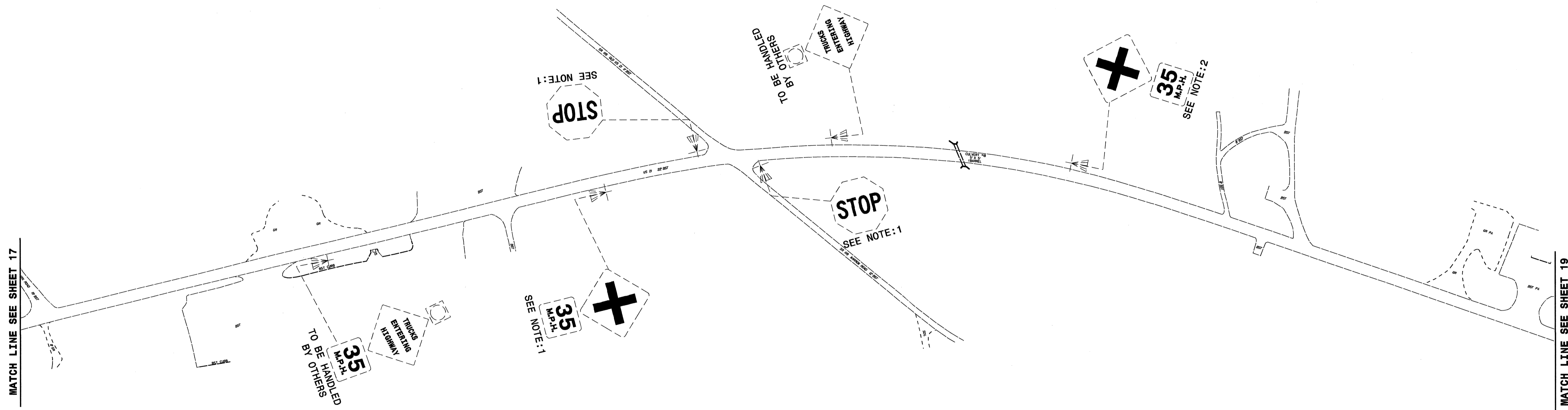
- 1 DISPOSAL OF SIGN SYSTEM, U-CHANNEL

**EXISTING SIGNS**

04-JUN-2013 07:37  
 R:\Projects\Signing\CADD\Signing Layout\Plans\R-3101.Sgn\_SGN\_ExistingSheets.dgn  
 Walter Johnson

TIP NO. R-3101	SHEET NO. SIGN-18
APPROVED: <i>R.W.F.</i>	
DATE: 6/5/13	
SEAL	
	

NAD 8395



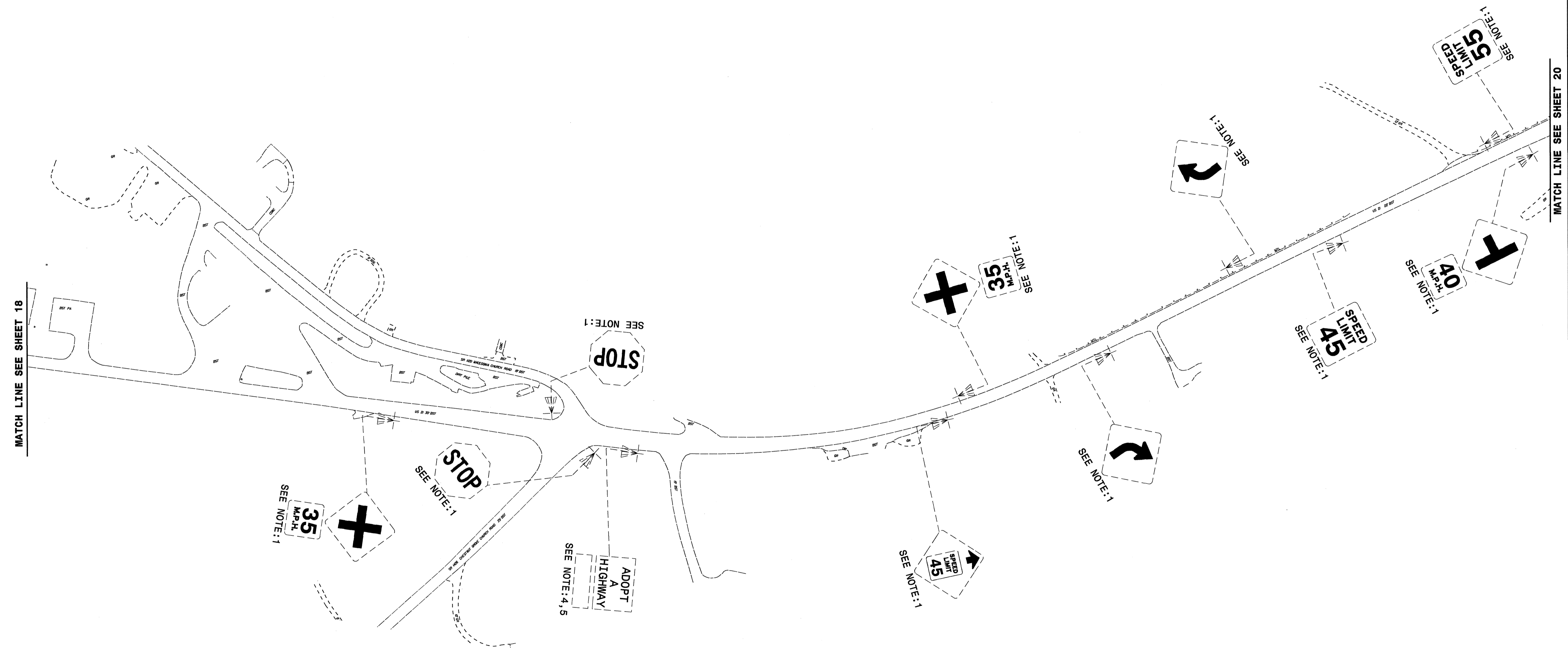
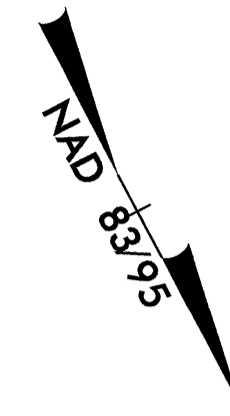
**PROJECT NOTES**

- 1 DISPOSAL OF SIGN SYSTEM, U-CHANNEL
- 2 DISPOSAL OF SIGN SYSTEM, WOOD

**EXISTING SIGNS**

04-JUN-2013 07:38  
 R:\Traffic\Signing\CADD\Signing Layout Plans\R-3101\_Sgn\_SGN\_ExistingSheets.dgn  
 Walter Johnson

TIP NO. R-3101	SHEET NO. SIGN-19
APPROVED: <i>RWZ</i>	
DATE: 6/5/13	
SEAL	



MATCH LINE SEE SHEET 18

MATCH LINE SEE SHEET 20

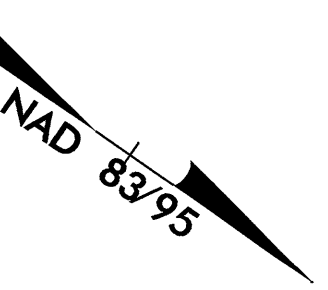
**PROJECT NOTES**

- 1 DISPOSAL OF SIGN SYSTEM, U-CHANNEL
- 2 DISPOSAL OF SIGN SYSTEM, WOOD
- 4 DISPOSAL OF SUPPORT, U-CHANNEL
- 5 RELOCATE SIGN, TYPE E

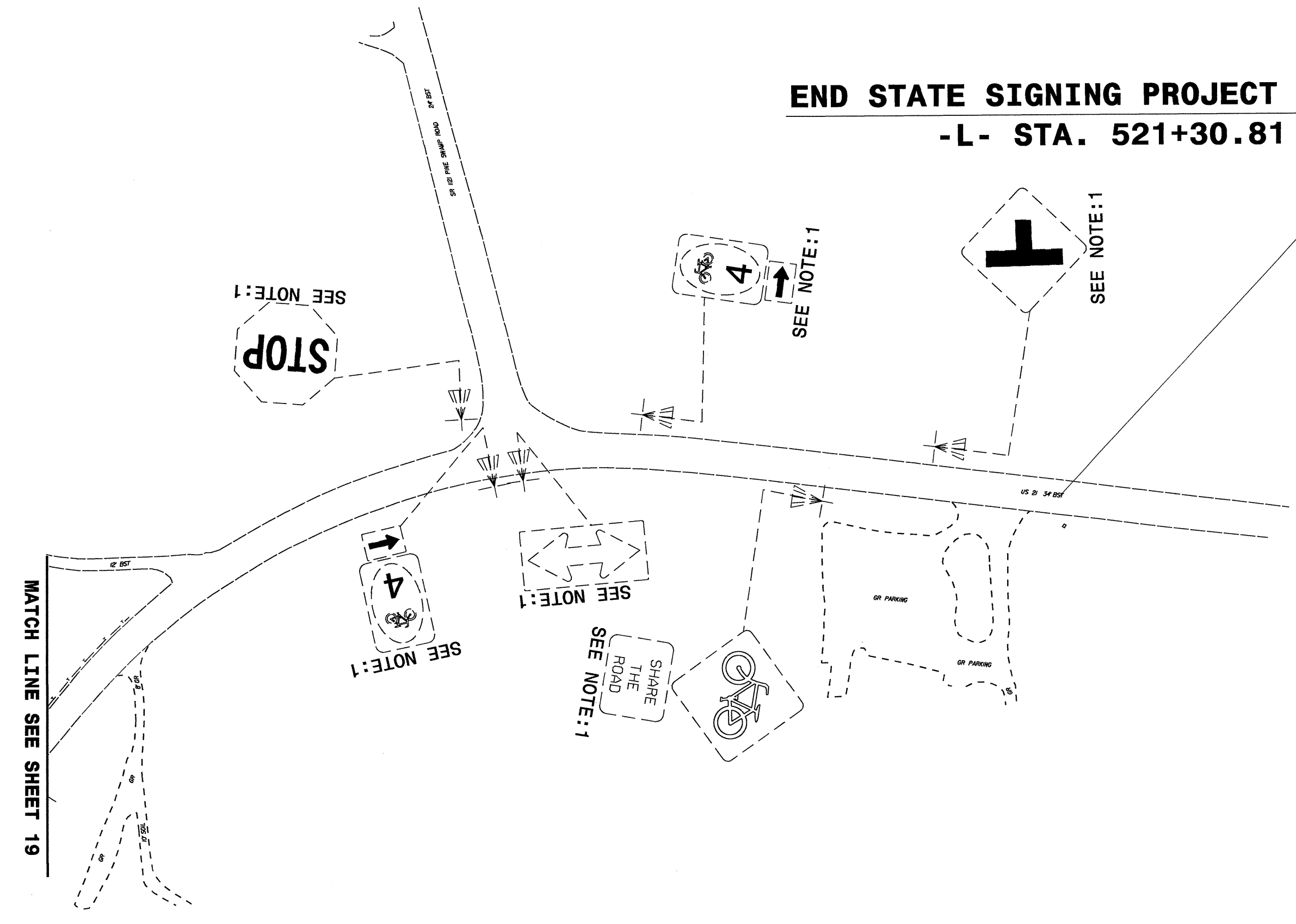
**EXISTING SIGNS**

64 JUN 2013 07:38 S:\m\cadd\signing Layout Plans\NR-3101\_Sgn\_SGN\_ExistingSheets.dgn  
walter.johnson AT 1247518

TIP NO. R-3101	SHEET NO. SIGN-20
APPROVED: <i>[Signature]</i>	
DATE: 6/5/13	
SEAL	



**END STATE SIGNING PROJECT R-3101  
-L- STA. 521+30.81**



**PROJECT NOTES**

1 DISPOSAL OF SIGN SYSTEM, U-CHANNEL

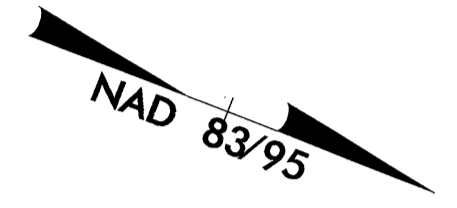
**EXISTING SIGNS**

04-JUN-2013 07:39  
 R:\Projects\Signing\CADD\Signing Layout Plans\R-3101\_Sgn\_SON\_ExistingSheets.dgn  
 FE247618  
 Walter Johnson



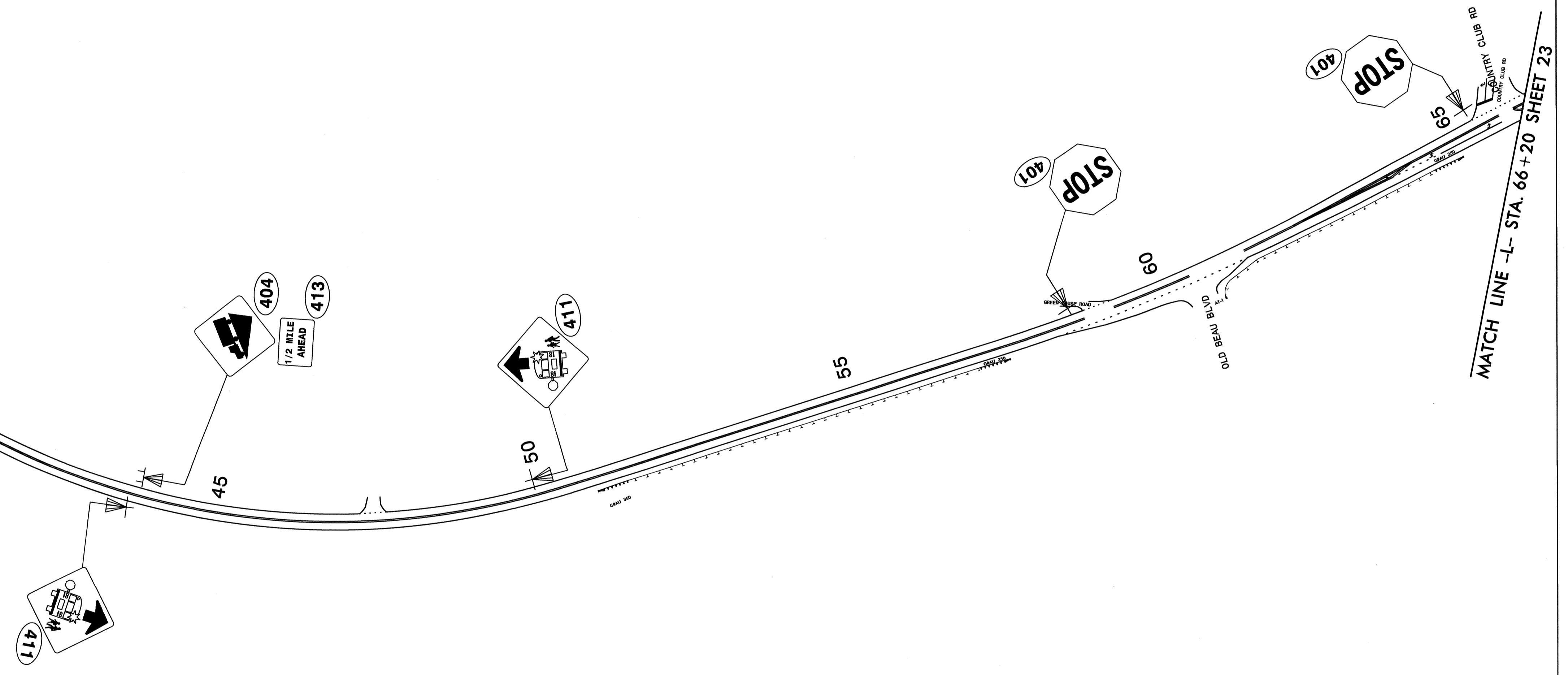


TIP NO. R-3101	SHEET NO. SIGN-22
APPROVED: <i>[Signature]</i>	
DATE: 6/5/13	
SEAL	



MATCH LINE -L- STA. 35+00 SHEET 21 35

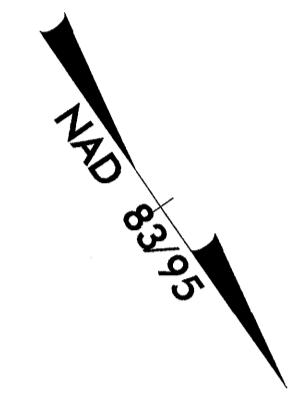
MATCH LINE -L- STA. 66+20 SHEET 23



**PROPOSED SIGNS**

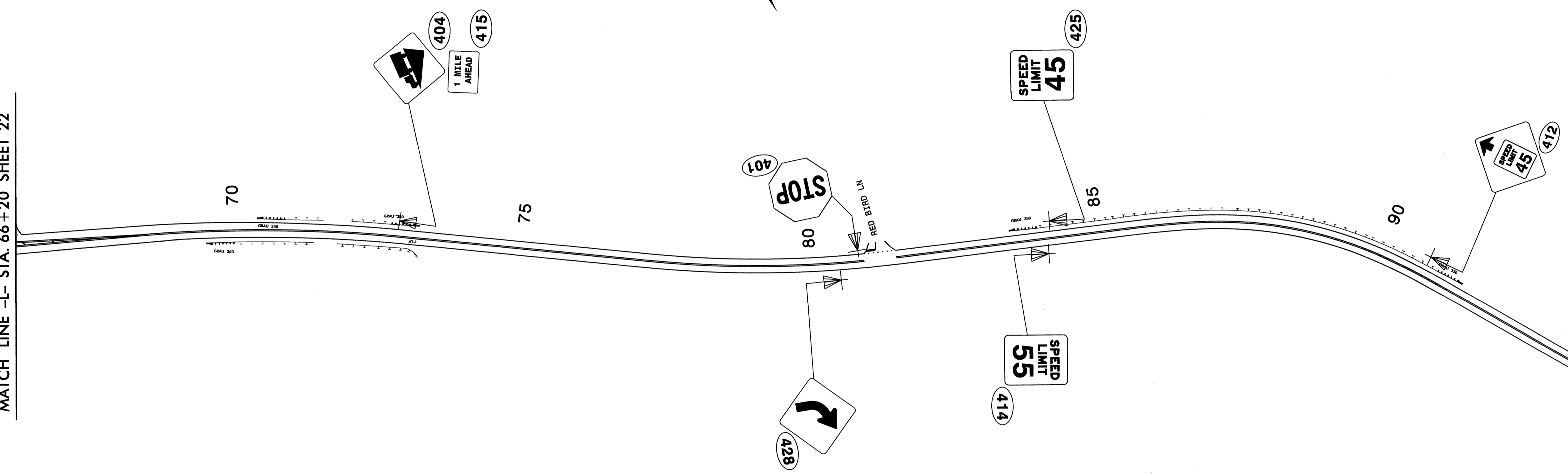
84 JUN 2013 15:03  
 S:\m\cadd\signing Layout Plans\R-3101\_Sgn\_SGN\_ProposedSheets.dgn  
 Walter Johnson

TIP NO. R-3101	SHEET NO. SIGN-23
APPROVED: <i>R. King</i>	
DATE: 6/5/13	
SEAL	



MATCH LINE -L- STA. 66+20 SHEET 22


MATCH LINE -L- STA. 95+02 SHEET 24



**PROPOSED SIGNS**


04 JUN 2013 13:42 C:\pwworking\CADD\Working Layout Plans\R-3101\_Sgn\_SGN\_ProposedSheets.dgn  
 Walter Johnson AT 11/24/13

TIP NO. R-3101	SHEET NO. SIGN-24
APPROVED: <i>RWT</i>	
DATE: 6/15/13	
SEAL	



MATCH LINE -L- STA. 95+02 SEE SHEET 23

COUNTRY DOWNS AVE




100

105

HOLLY KNOLL RD



110



115

121

401b

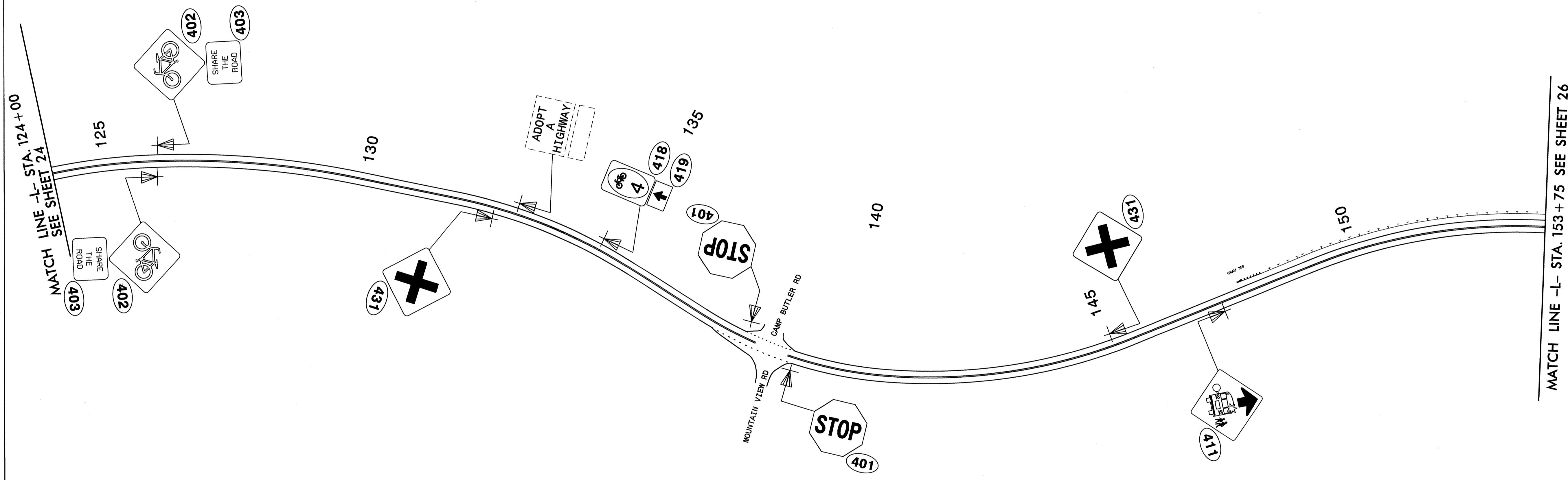
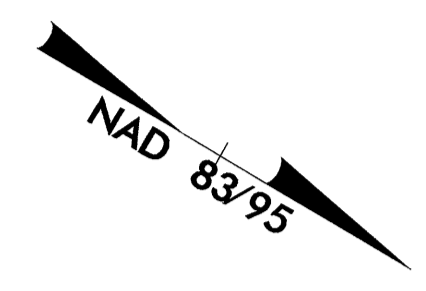

MATCH LINE -L- STA. 124+00 SEE SHEET 25

04 JUN 2013 5:22 PM  
 C:\Users\wjohnson\Documents\CADD\Sigging Layout Plans\R-3101\_Sgn\_SGN\_ProposedSheets.dgn  
 wjohnson AT TEL247518

**PROPOSED SIGNS**

04 JUN 2013 14:13  
R:\Projects\2013\Sigsing Layout Plans\NR-3101\_Sgn\_SGN\_ProposedSheets.dgn  
Walter Johnson

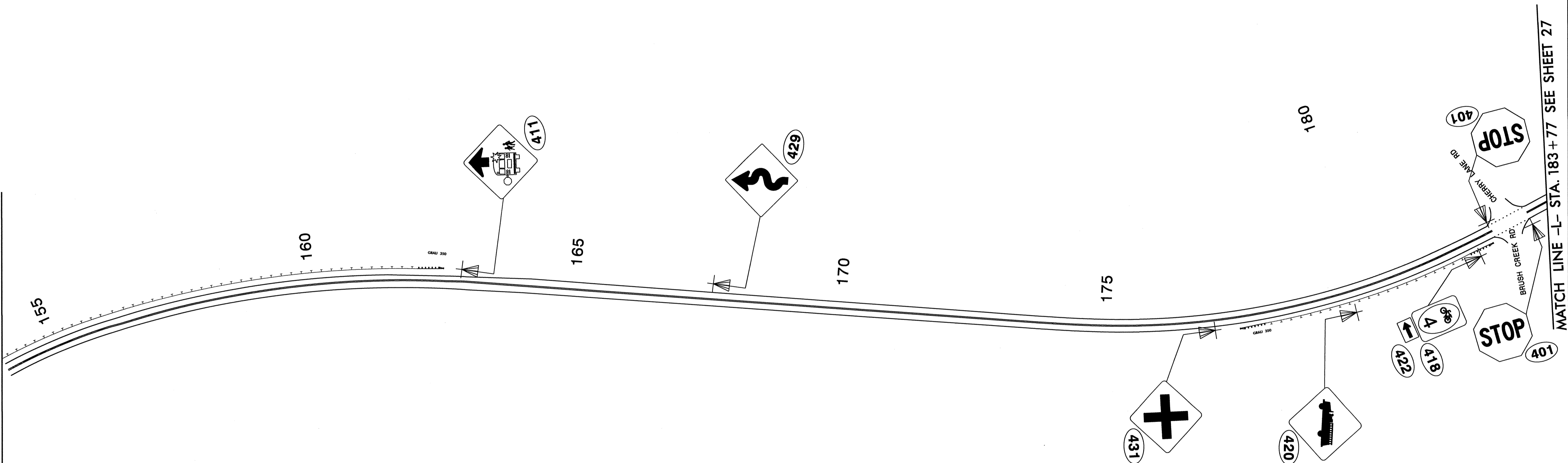
TIP NO. R-3101	SHEET NO. SIGN-25
APPROVED: <i>RWJ</i>	
DATE: 6/5/13	
SEAL	



**PROPOSED SIGNS**

04 JUN 2015 14:19  
R:\Jen\775\Sig\mng\CADD\Sig\mng Layout Plans\R-3101\_Sgn\_SGN\_ProposedSheets.dgn  
AT 11:24:56  
Walter Johnson

MATCH LINE -L- STA. 153 +75 SEE SHEET 25



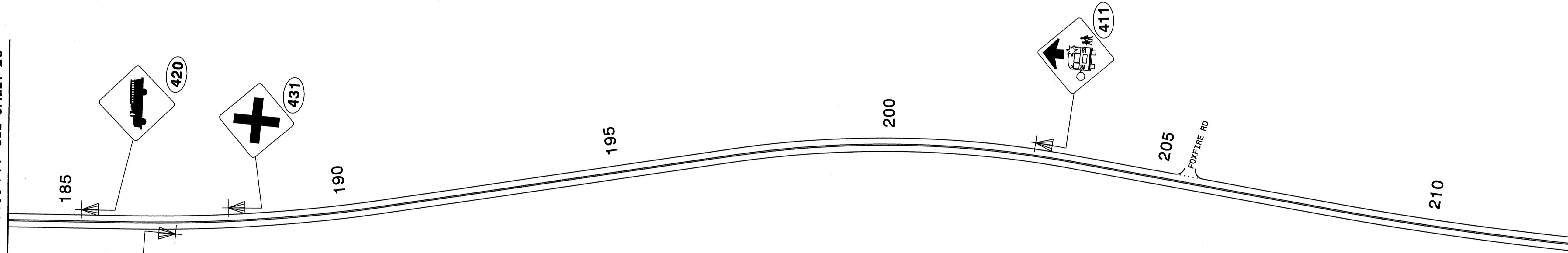
MATCH LINE -L- STA. 183 +77 SEE SHEET 27

TIP NO. R-3101	SHEET NO. SIGN-26
APPROVED: <i>RWJ</i>	
DATE: 6/5/13	
SEAL	

PROPOSED SIGNS

64 JUN 2015 14:25  
R:\JUN2015\Sigs\Signing Layout Plans\R-3101\_Sgn\_SGN\_ProposedSheets.dgn  
Walter Johnson AT 11/24/15

MATCH LINE -L- STA. 183+77 SEE SHEET 26

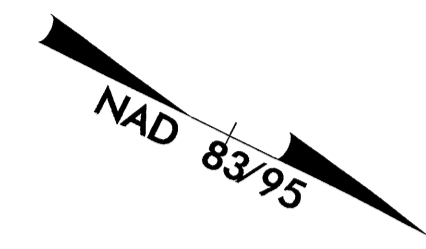


MATCH LINE -L- STA. 212+56 SEE SHEET 28

TIP NO. R-3101	SHEET NO. SIGN-27
APPROVED: <i>[Signature]</i>	
DATE: 6/5/15	
SEAL	

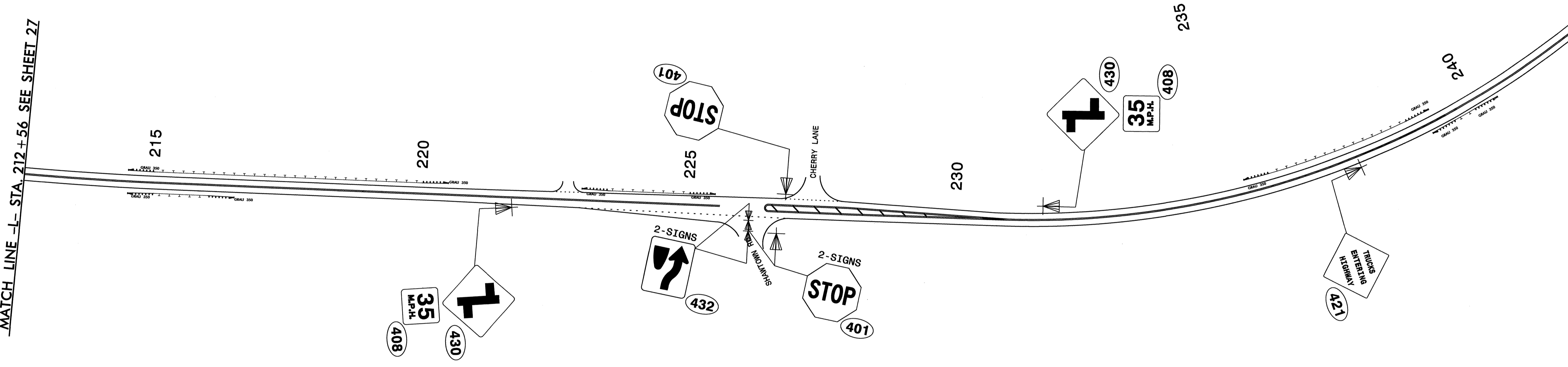
**PROPOSED SIGNS**

TIP NO. R-3101	SHEET NO. SIGN-28
APPROVED: <i>RW</i>	
DATE: 6/15/13	
SEAL	



MATCH LINE -L- STA. 212 + 56 SEE SHEET 27

MATCH LINE -L- STA. 242 + 33 SEE SHEET 29



PROPOSED SIGNS

84 JUN 2013 14:52  
 C:\Users\johnd\Documents\CADD\Signing Layout Plans\R-3101\_Sgn\_SGN\_ProposedSheets.dgn  
 j.walter





04-JUN-2013 14:03  
R:\Traffic\Signing\CADD\Signing Layout Plans\R-3101\_Sgn\_SON\ProposedSheets.2.dgn  
mlsterjohnson AT 11/21/13

MATCH LINE -L- STA. 271 + 63 SEE SHEET 29

275

280

401  
STOP

PULL TAIL RD

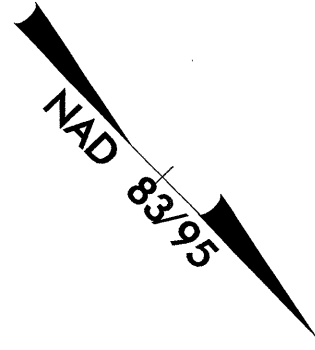
285


290

295

300

MATCH LINE -L- STA. 301 + 00 SEE SHEET 31




TIP NO. R-3101	SHEET NO. SIGN-30
APPROVED: <i>RW</i>	DATE: <i>6/15/13</i>
SEAL 	

PROPOSED SIGNS


04 JUN 2015 14:21  
R:\Projects\2015\Signage\CADD\Signage Layout Plans\N-3101\_Sgn\_SGN\_ProposedSheets.2.dgn  
Walter Johnson AT 112475

MATCH LINE -L- STA. 301+00 SEE SHEET 30




305

310



402

403



402

403



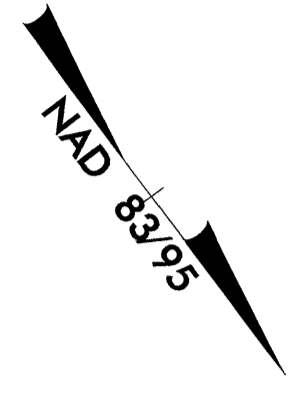
315

320

325

330


BREAKLINE -L- STA. 330+82 SEE SHEET 32



TIP NO. R-3101	SHEET NO. SIGN-31
APPROVED: <i>[Signature]</i>	DATE: 6/15/15
SEAL	

PROPOSED SIGNS

TIP NO. R-3101	SHEET NO. SIGN-32
APPROVED: <i>R. King</i>	
DATE: 6/5/13	
SEAL	



BREAKLINE -L- STA. 359 + 81 SEE SHEET 31

MATCH LINE -L- STA. 388 + 37 SEE SHEET 33

360



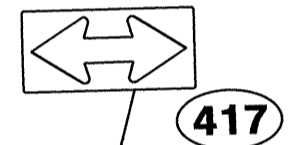

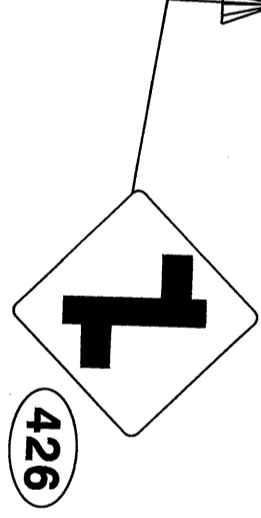
365

370



375

380

385



DWITT RD



PROPOSED SIGNS

04-JUN-2013 14:26  
 R:\Traffic\Signing\CADD\Signing Layout Plans\R-3101\_Sgn\_SGN\_ProposedSheets\_2.dgn  
 walter.johnson

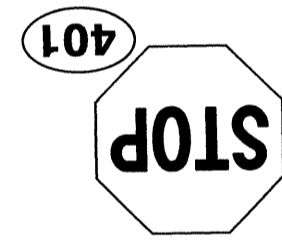
04 JUN 2013 14:32  
R:\Traffic\Signing\CADD\Signing Layout Plans\NR-3101-Sgn-SGN\_ProposedSheets.2.dgn  
walter.johnson AT TE247518

MATCH LINE -L- STA. 388 + 37 SEE SHEET 32

390

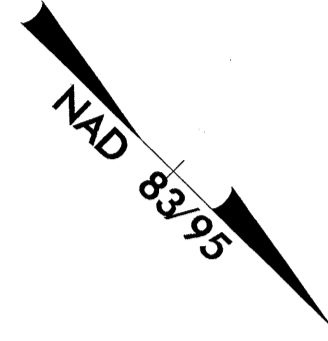


395




MACEDONIA CHURCH RD

400




405

SHERIFF RD



410



OLD US 21

415

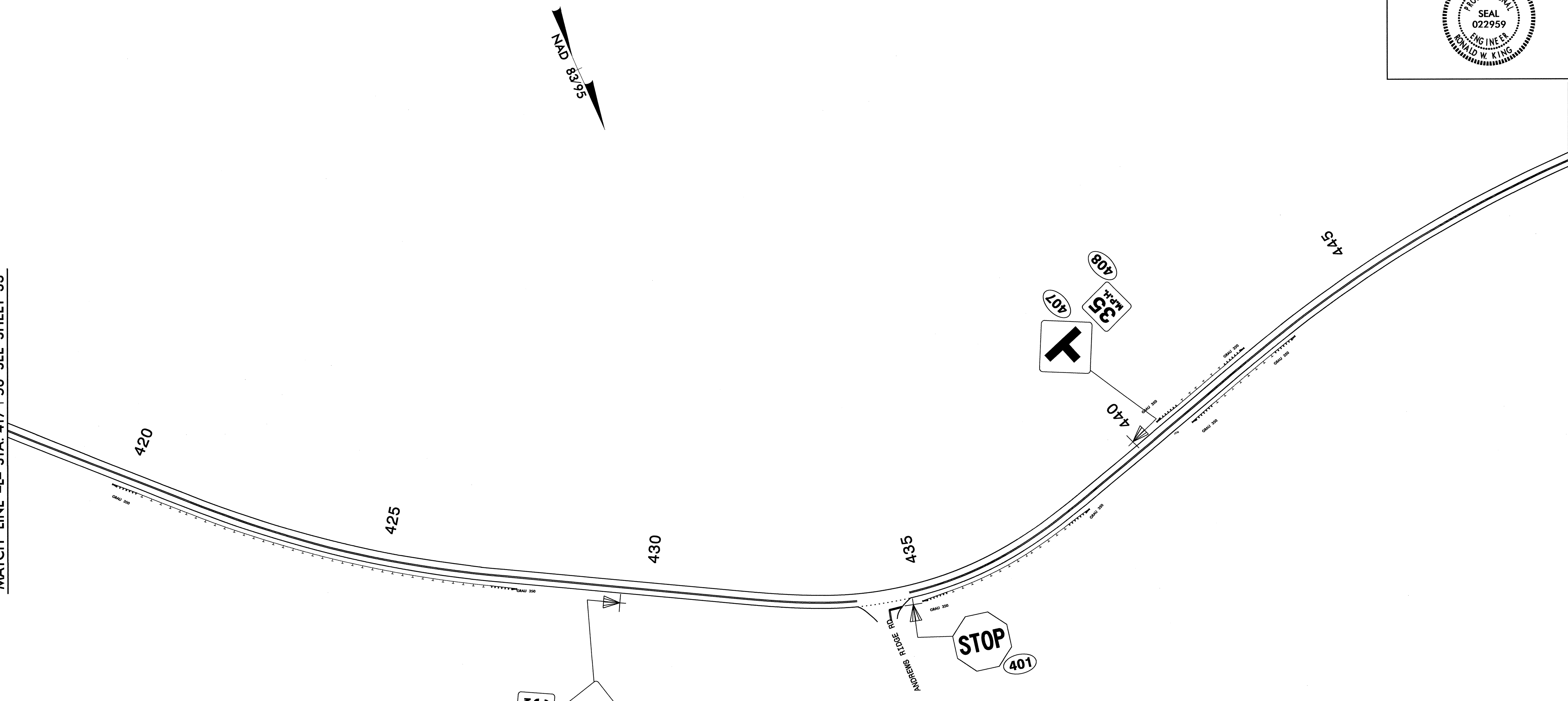
MATCH LINE -L- STA. 417 + 56 SEE SHEET 34

TIP NO. R-3101	SHEET NO. SIGN-33
APPROVED: <i>[Signature]</i>	
DATE: 6/15/13	
SEAL	

PROPOSED SIGNS

84 JUN 2015 14:27  
S:\manning\CADD\Signing Layout Plans\R-3101\_Sgn\_SGN\_ProposedSheets.2.dgn  
walter.johnson

MATCH LINE -L- STA. 417 +56 SEE SHEET 33



MATCH LINE -L- STA. 449 +70 SEE SHEET 35

TIP NO. R-3101	SHEET NO. SIGN-34
APPROVED: <i>[Signature]</i>	
DATE: 6/5/13	
SEAL	


PROPOSED SIGNS

64 JUN 2013 14:42  
C:\Users\wjohnson\Documents\CADD\Sigging Layout Plans\R-3101\_Sgn\_SGN\_ProposedSheets.2.dgn  
wjohnson AT 11/24/13


MATCH LINE -L- STA. 449 + 70 SEE SHEET 34

JONES PARK RD

455



460





OLD US 21

465




MARRON RD

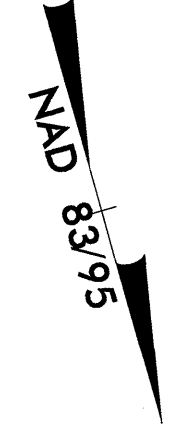
470



475




MATCH LINE -L- STA. 479 + 67 SEE SHEET 36

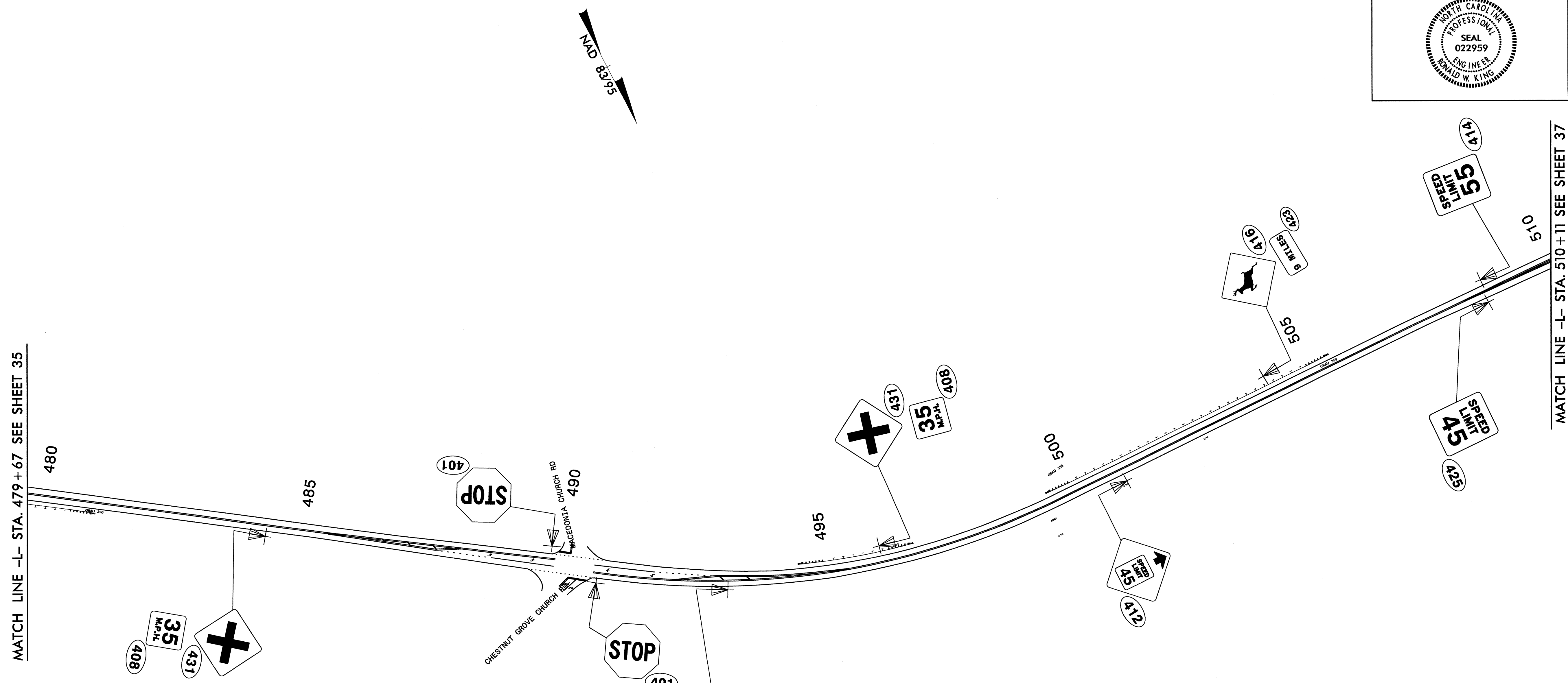


TIP NO. R-3101	SHEET NO. SIGN-35
APPROVED: <i>[Signature]</i>	
DATE: 6/5/13	
SEAL	

PROPOSED SIGNS

64 JUN 2015 14:47  
R:\JUN2015\Signing\CADD\Signing Layout Plans\R-3101\_Sgn\_SGN\_ProposedSheets.dgn  
Walter Johnson


TIP NO. R-3101	SHEET NO. SIGN-36
APPROVED: <i>RWJ</i>	DATE: 6/5/13
SEAL	
	

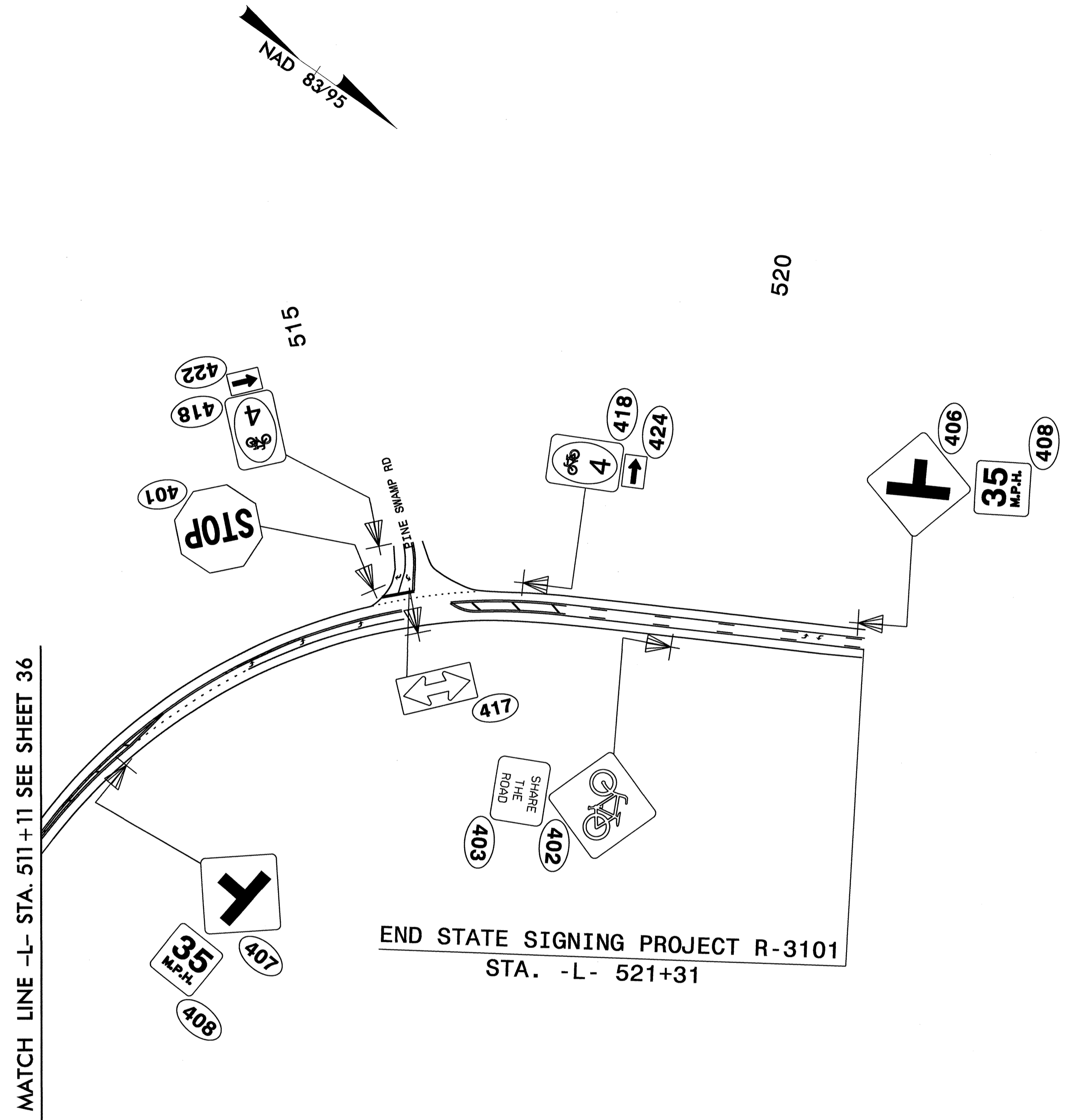


MATCH LINE -L- STA. 479 + 67 SEE SHEET 35

MATCH LINE -L- STA. 510 + 11 SEE SHEET 37

PROPOSED SIGNS

TIP NO. R-3101	SHEET NO. SIGN-37
APPROVED: <i>[Signature]</i>	
DATE: 6/15/13	
SEAL	
	



**PROPOSED SIGNS**

04 JUN 2013 14:51  
 C:\Users\wjohnson\Documents\CADD\Signing Layout Plans\R-3101\_Sgn\_SGN\_ProposedSheets.2.dgn  
 Walter Johnson