

T.I.P.: P-5208G

CONTRACT: C203206

STATE OF NORTH CAROLINA
DEPARTMENT OF TRANSPORTATION



TIP NO. P-5208G	SHEET NO. SIGN-1
APPROVED: <i>Neil J. Dean</i>	
DATE: 4/10/2013	
SEAL	

SIGNING PLAN
CABARRUS AND
MECKLENBURG COUNTIES

SUMMARY OF SIGNING QUANTITIES

ITEM NO.		ITEM DESCRIPTION	QUANTITY	UNIT
DESC. NO.	SECT. NO.			
4025000000	901	CONTRACTOR FURNISHED, TYPE E SIGN	132	SF
4072000000	903	SUPPORTS, 3 LB STEEL U-CHANNEL	240	LF
4102000000	904	SIGN ERECTION, TYPE E	15	EA
4155000000	907	DISPOSAL OF SIGN SYSTEM, U-CHANNEL	8	EA
4238000000	907	DISPOSAL OF SIGN, D, E OR F	1	EA

GENERAL NOTES

- SIGNS FURNISHED BY CONTRACTOR
- IF REMOVAL OR RELOCATION OF SIGNS ON PRIVATE STREET (NON-STATE MAINTAINED) IS REQUIRED DUE TO CONSTRUCTION, THE CONTRACTOR SHALL INFORM THE ENGINEER. THE WORK WILL BE COMPLETED BY OTHERS.
- SIGNING PLANS DO NOT INCLUDE TEMPORARY CONSTRUCTION SIGNING. SEE TRAFFIC CONTROL PLANS
- WHEN NOT STATIONED OR DIMENSIONED ON PLANS, ALL 'E' AND 'F' SIGNS SHALL BE FIELD LOCATED BY THE ENGINEER
- THE BACKGROUND FOR TYPE E & F SIGNS SHALL BE TYPE C REFLECTIVE SHEETING.


ROADWAY STANDARD DRAWING

THE FOLLOWING ROADWAY STANDARDS AS APPEAR IN "ROADWAY STANDARD DRAWINGS" - PROJECT SERVICES UNIT - N.C. DEPARTMENT OF TRANSPORTATION - RALEIGH, N.C., DATED JANUARY 2012 ARE APPLICABLE TO THIS PROJECT AND BY REFERENCE HEREBY ARE CONSIDERED A PART OF THESE PLANS:

STD. NO.	TITLE
904.10	ORIENTATION OF GROUND MOUNTED SIGNS
904.50	MOUNTING OF TYPE 'D', 'E' AND 'F' SIGNS ON 'U' CHANNEL POSTS

PLAN REVIEWED BY: N.C.D.O.T. SIGNING AND DELINEATION UNIT

Kelvin Jordan SIGNING & DELINEATION STANDARDS ENGINEER
Jose Martinez SIGNING & DELINEATION PROJECT DESIGN ENGINEER



TYPE "E" SIGNS

<p>401 QUANTITY REQUIRED <u>1</u></p> <p>24" x 30" R4-7</p> <p>ONE 'U' POST PER SIGN</p>	<p>402 QUANTITY REQUIRED <u>4</u></p> <p>36" DIAMETER W10-1</p> <p>ONE 'U' POST PER SIGN</p>	<p>403 QUANTITY REQUIRED <u>3</u></p> <p>24" x 36" R10-6</p> <p>ONE 'U' POST PER SIGN</p>	<p>404 QUANTITY REQUIRED <u>1</u></p> <p>30" x 30" W1-1</p> <p>18" x 18" W13-1P</p> <p>ONE 'U' POST PER SIGN</p>
<p>405 QUANTITY REQUIRED <u>2</u></p> <p>36" x 36" W10-5</p> <p>30" x 24" W10-5P</p> <p>ONE 'U' POST PER SIGN</p>	<p>406 QUANTITY REQUIRED <u>2</u></p> <p>36" x 36" W10-2R</p> <p>ONE 'U' POST PER SIGN</p>	<p>407 QUANTITY REQUIRED <u>2</u></p> <p>36" x 36" W10-2L</p> <p>ONE 'U' POST PER SIGN</p>	

INDEX

SHEET NO.	DESCRIPTION
SIGN-1	TITLE SHEET
SIGN-2	EXISTING AND PROPOSED SIGNING

PROJECT NOTES

- 1 DISPOSAL OF SIGN SYSTEM, U-CHANNEL
- 2 DISPOSAL OF SIGN, D, E OR F

PLAN PREPARED BY

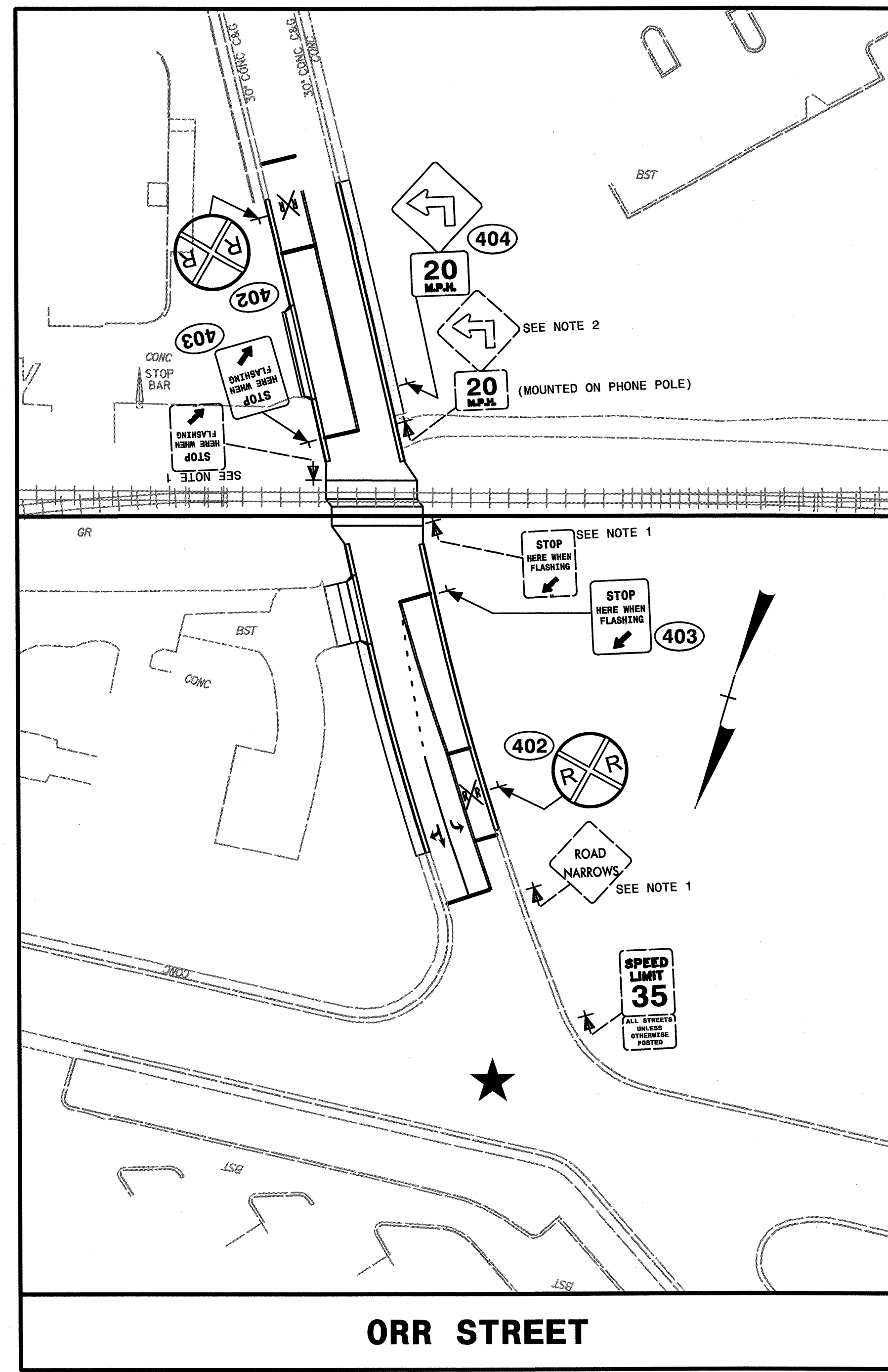
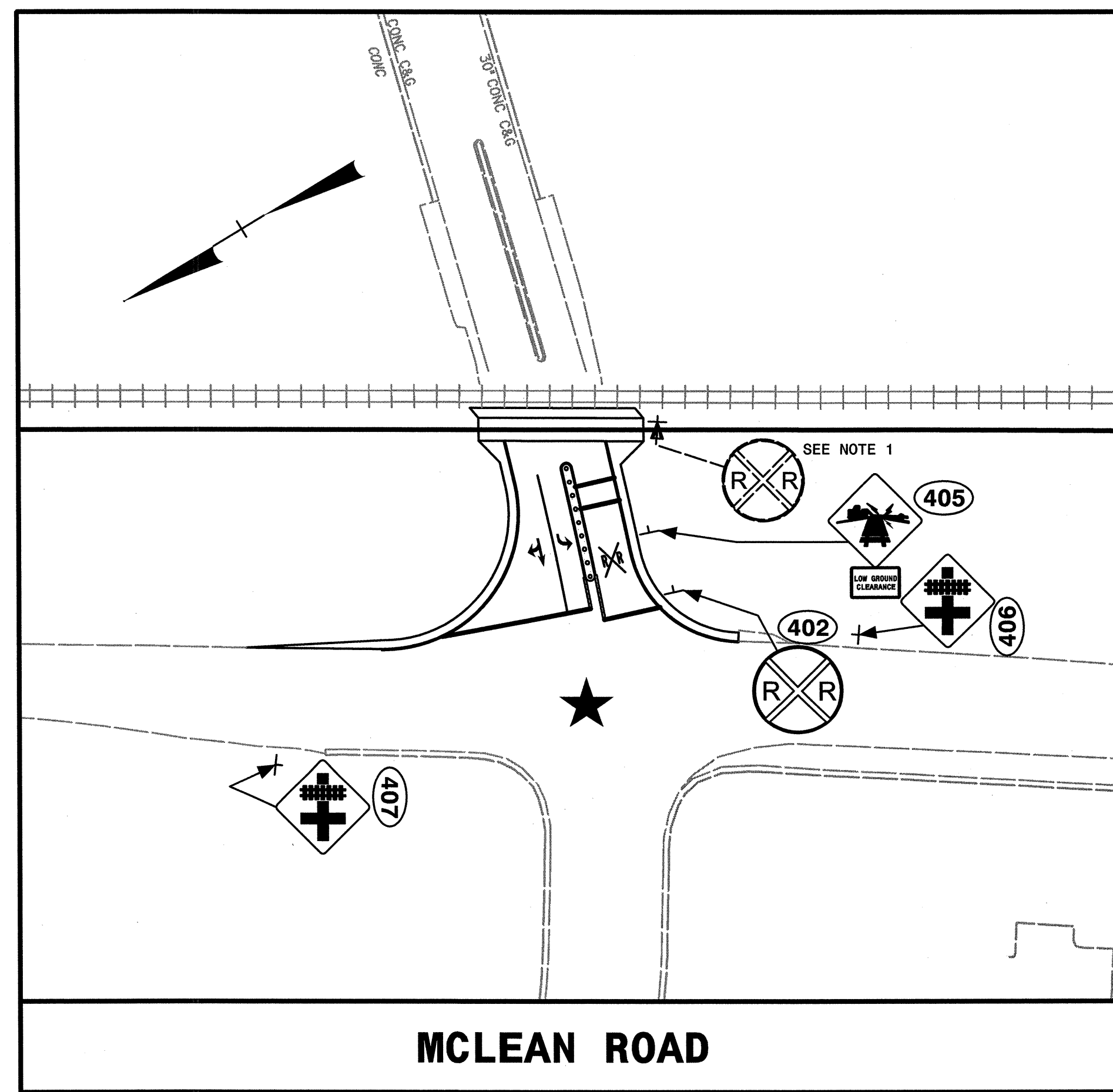
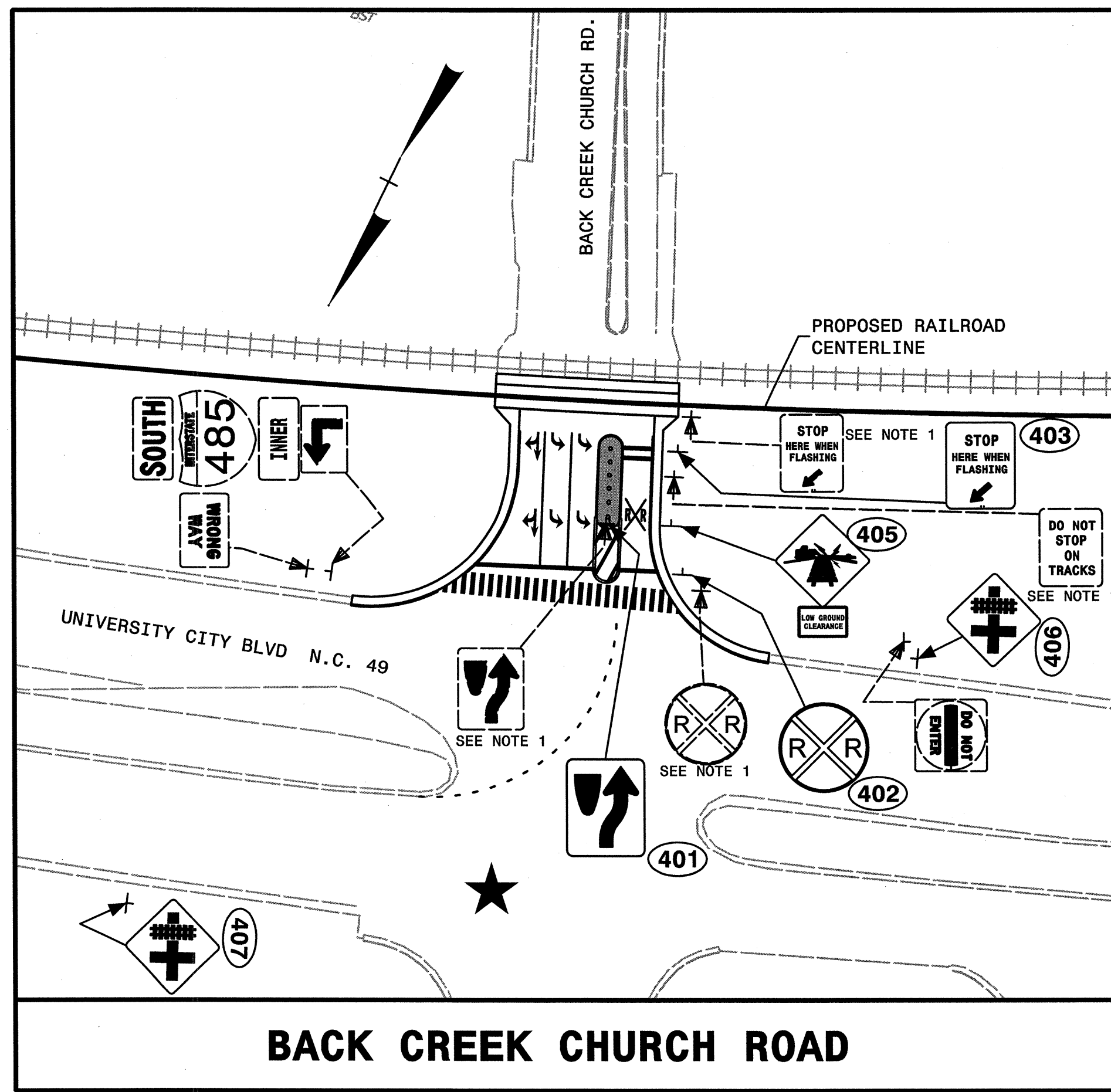
Len Hill, P.E. AECOM PROJECT ENGINEER
Neil J. Dean, P.E. AECOM SIGNING AND DELINEATION ENGINEER

AECOM

NC FIRM LICENSE No: F-0342
701 Corporate Center Drive, Suite 475
Raleigh, NC 27607
(919) 854-6200 - (919) 854-6259(FAX)



TIP NO. P-5208G	SHEET NO. SIGN-2
APPROVED: <i>[Signature]</i>	
DATE: 4/10/2013	
SEAL	



★ SIGNALIZED INTERSECTION



Prepared in the Office of: **AECOM** NC FIRM LICENSE No: F-0342
701 Corporate Center Drive, Suite 475
Raleigh, NC 27607
(919) 854-6200 ~ (919) 854-6259(FAX)

EXISTING AND PROPOSED SIGNING