



1025 Wade Avenue
Raleigh, NC 27605
Tel: 919-789-9977
Fax: 919-789-9591
License: C-2197

SIGN NUMBER: SP-1 TYPE: STATIONARY QUANTITY: SEE PLANS	BACKG COLOR: Fluorescent Orange COPY COLOR: Black	DESIGN BY: RCD PROJECT ID: ID	CHECKED BY: CTR DIV: DIV	DATE: Feb 07, 2012
--	--	----------------------------------	-----------------------------	--------------------

SIGN WIDTH: 42"
HEIGHT: 24"
TOTAL AREA: 7.0 Sq.Ft.

BORDER TYPE: INSET
RECESS: 0.38"
WIDTH: 0.63"
RADII: 1.5"

MAT'L: 0.125" (3.2 mm) ALUMINUM
0.079" COMPOSITE

USE NOTES: 1,2,3,4

- Legend and border shall be direct applied Grade B sheeting.
- Background shall be Grade C reflective sheeting.
- Shields shall be on 0.032" (0.8mm) aluminum and demountable.
- Shields shall be Grade B sheeting.

BORDER R=1.5"
TH=0.63"
IN=0.38"

Spacing Factor is 1 unless specified otherwise

LETTER POSITIONS


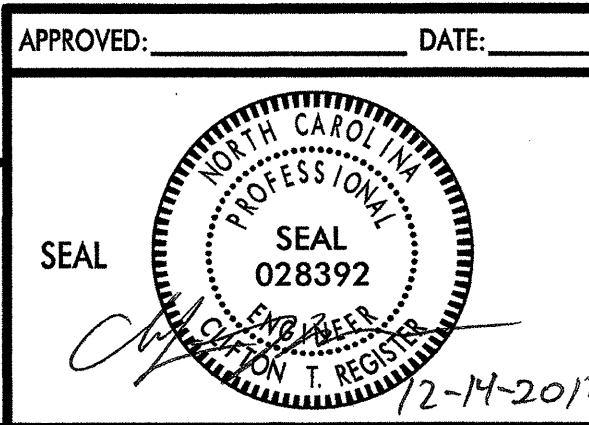

Letter spacings are to start of next letter

	K	I	N	G	S	T	O	N												Series/Size Text Length
5.4	4.4	2.2	4.6	4.3	3.9	3.8	4.7	3.4	5.4											C 2000 31.1
8.4	4.2	4.6	4.1	4.7	4.7	3.1	8.4													C 2000 25.3

FILENAME: sign designs

SEPI ENGINEERING & CONSTRUCTION SIGN DETAIL

\$\$\$\$\$SYTIME\$\$\$\$\$
\$\$\$\$\$DCN\$\$\$\$\$
\$\$\$\$\$USERNAME\$\$\$\$\$



KINGSTON AVE.
OFF-SITE DETOUR
SIGN