

STATE OF NORTH CAROLINA DIVISION OF HIGHWAYS

PROJ. REFERENCE NO.	SHEET NO.
B-4733	X-1A

NOTE: EMBANKMENT COLUMN DOES NOT INCLUDE BACKFILL FOR UNDERCUT

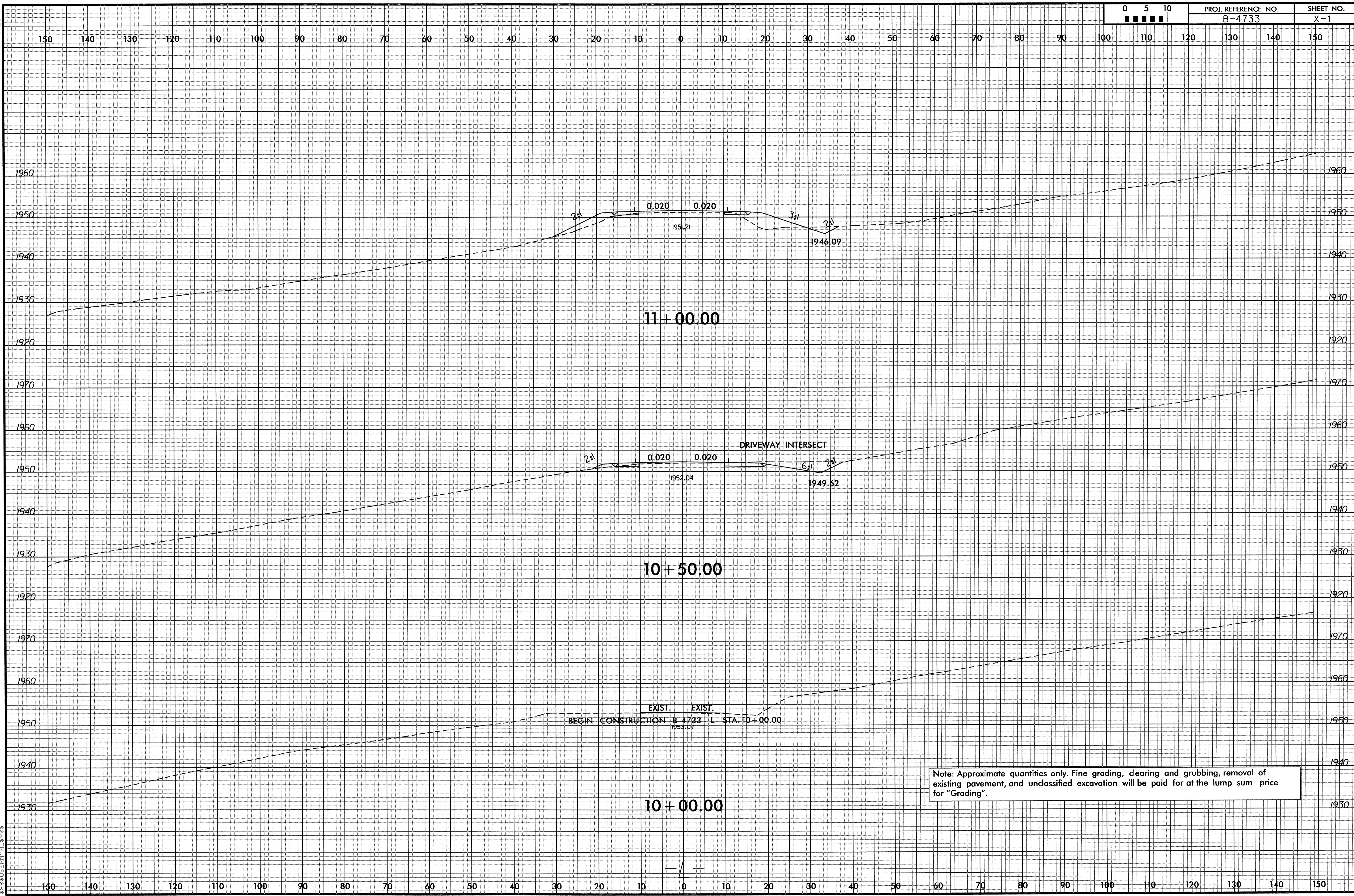
CROSS-SECTION SUMMARY

Approximate quantities only. Fine grading, clearing and grubbing, removal of existing pavement, and unclassified excavation will be paid for at the lump sum price for "Grading".

Station	Uncl. Exc. (cu. yd.)	Embt (cu. yd.)																			
L																					
10+00.00	0	0																			
10+50.00	35	3																			
11+00.00	43	48																			
11+50.00	26	87																			
12+00.00	65	61																			
12+50.00	123	26																			
13+00.00	173	9																			
13+50.00	146	6																			
14+00.00	98	7																			
14+50.00	131	7																			
15+00.00	106	11																			
15+12.00	70	4																			
15+50.00	402	14																			
16+00.00	517	25																			
16+50.00	471	41																			
17+00.00	349	108																			
17+40.00	302	133																			
17+50.00	99	17																			
17+88.72	382	0																			
Station	Uncl. Exc. (cu. yd.)	Embt (cu. yd.)																			
L																					
21+00.00	0	0																			
21+50.00	268	174																			
21+75.39	240	0																			
Station	Uncl. Exc. (cu. yd.)	Embt (cu. yd.)																			
Dr1																					
10+11.00	0	0																			
10+25.00	150	0																			
10+50.00	208	0																			
10+70.00	119	0																			
10+75.00	25	0																			
11+00.00	86	0																			
11+25.00	57	0																			
11+50.00	30	0																			
11+75.00	12	0																			
11+80.00	1	0																			
Station	Uncl. Exc. (cu. yd.)	Embt (cu. yd.)																			
Dr3																					
10+07.16	0	0																			
10+25.00	131	0																			
10+45.00	146	0																			
10+50.00	29	0																			
10+75.00	81	0																			
11+00.00	42	0																			
11+20.00	20	0																			

Chain	Beg Sta	End Sta	LOC	Sheet No.
L	10+00.00	21+75.39	CL	X-1 TO X-8
Dr1	10+11.00	11+80.00	RT	X-9 TO X-10
Dr3	10+07.16	11+20.00	RT	X-11 TO X-12

8/23/99



11+00.00

10+50.00

10+00.00

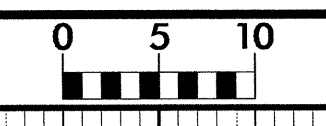
DRIVEWAY INTERSECT

EXIST. EXIST.
BEGIN CONSTRUCTION B-4733 -L- STA. 10+00.00

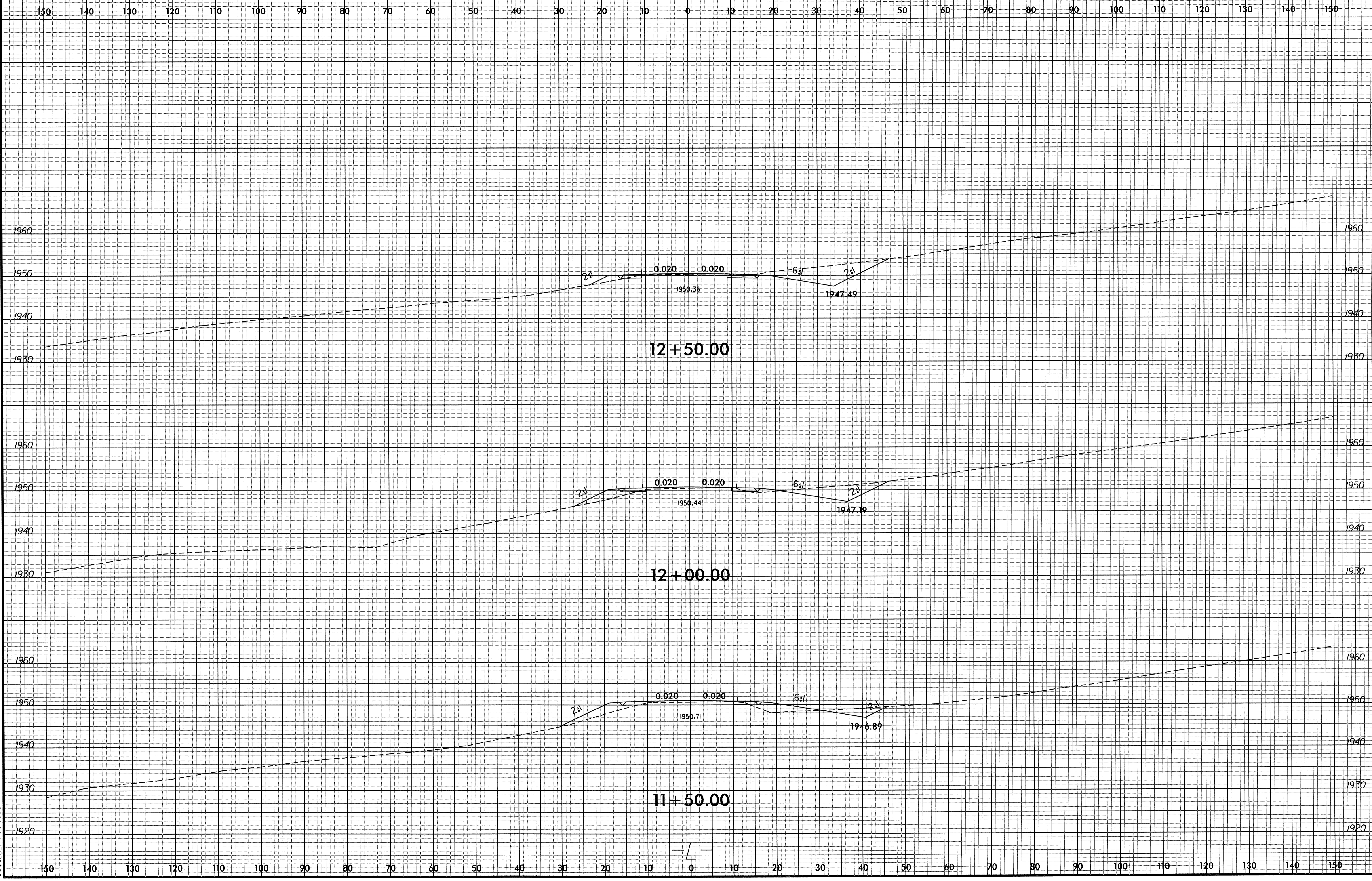
Note: Approximate quantities only. Fine grading, clearing and grubbing, removal of existing pavement, and unclassified excavation will be paid for at the lump sum price for "Grading".

15-APR-2013 09:42
B:\99\B-4733-Rdy\1.dgn

8/23/99

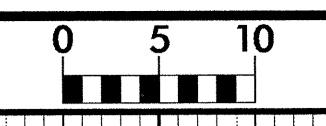


PROJ. REFERENCE NO. B-4733	SHEET NO. X-2
-------------------------------	------------------

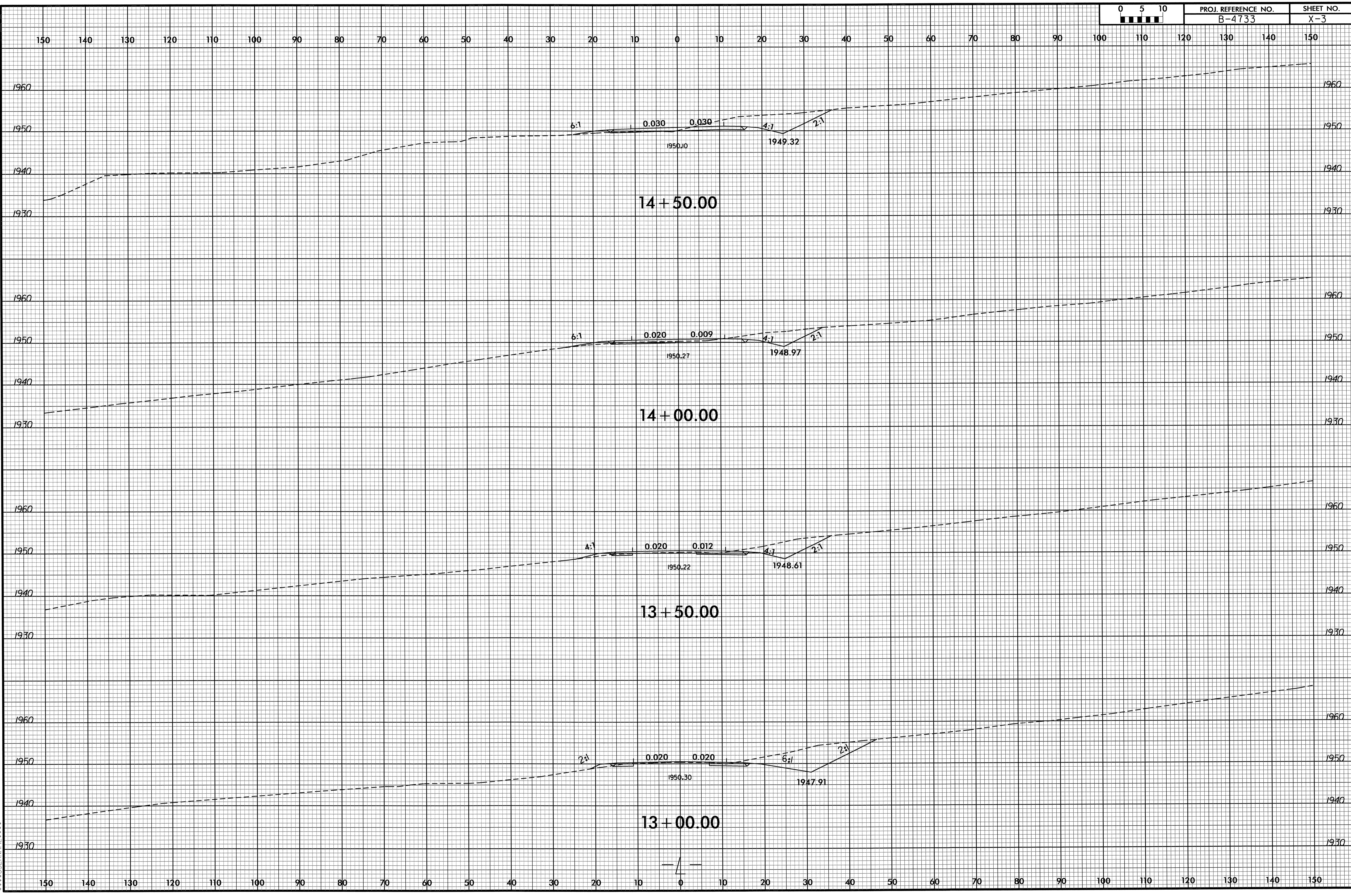


12-MAR-2013 15:18
 P:\Roadwork\XSO B-4733.Rdy...xp1.dgn
 \$\$\$USERNAME\$\$\$

8/23/99

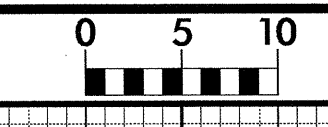


PROJ. REFERENCE NO.	SHEET NO.
B-4733	X-3



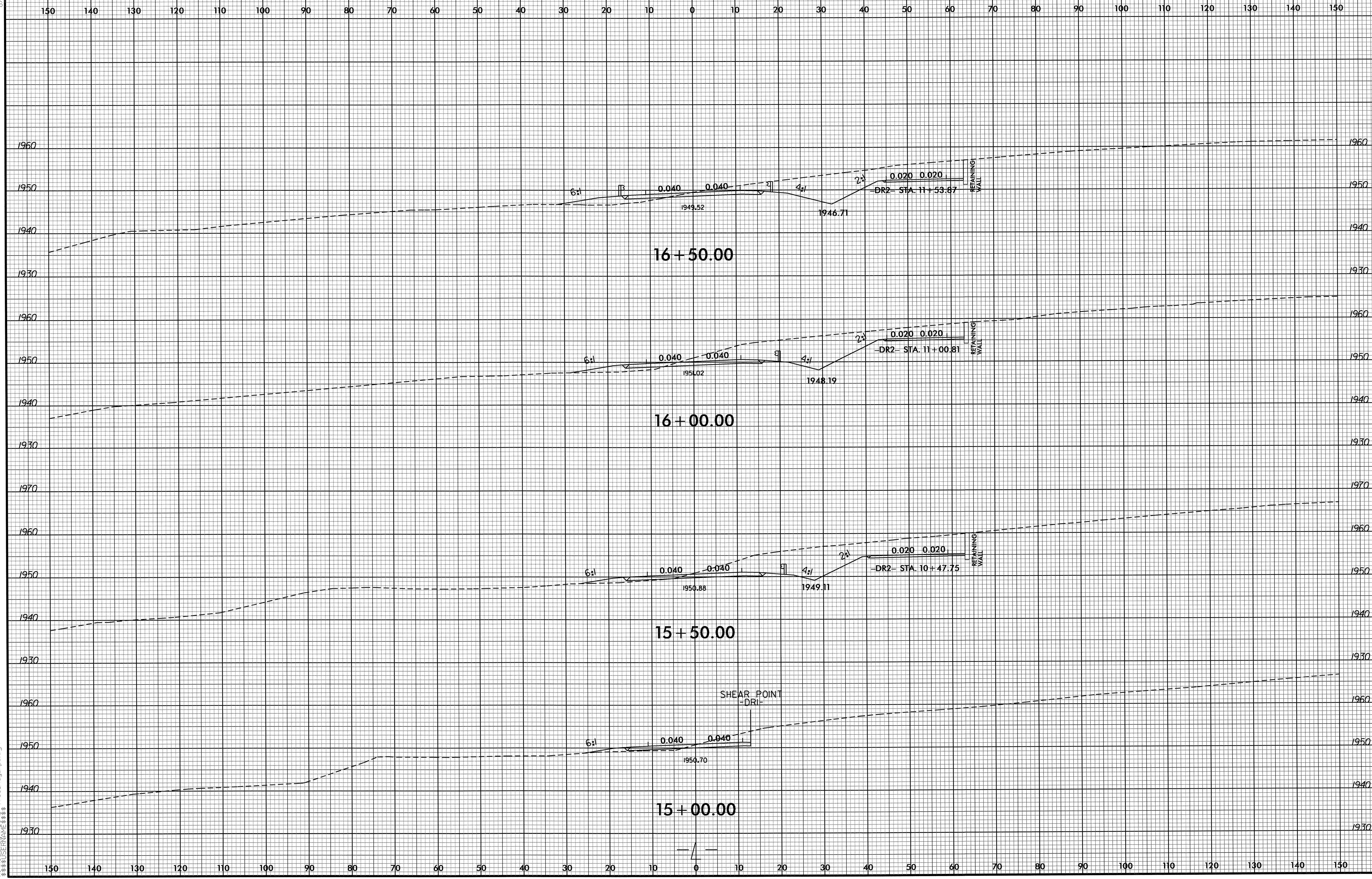
12-MAR-2013 15:18
 P:\Roadway\XSC\B-4733\rdy_xp1.dgn
 \$\$\$USERNAME\$\$\$

8/23/99




PROJ. REFERENCE NO.
B-4733

SHEET NO.
X-4



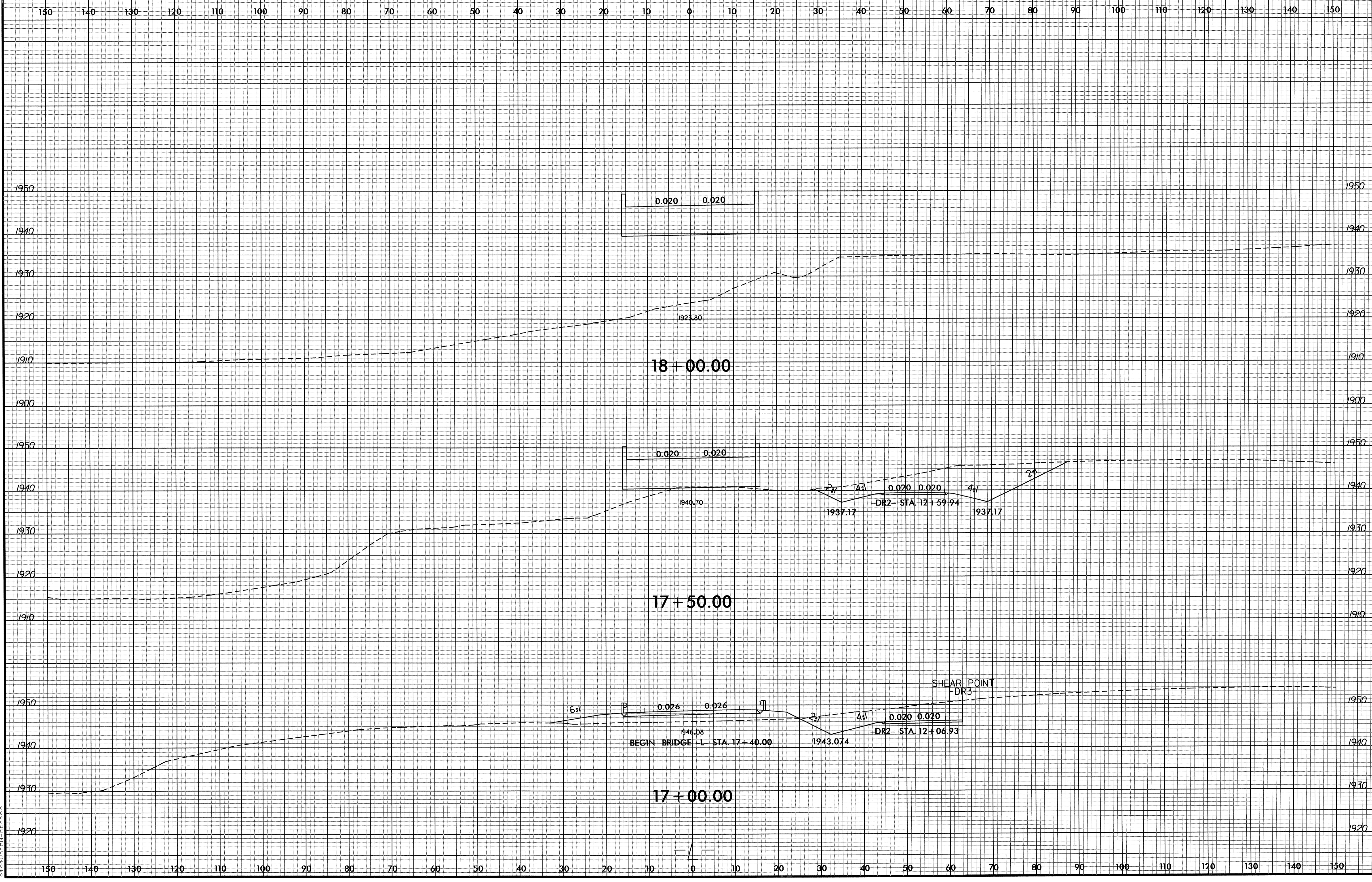
12-MAR-2013 15:18
R:\Roadway\XSC\B-4733_Rdy_xpl.dgn
\$\$\$\$\$

B-723.099



PROJ. REFERENCE NO.
B-4733

SHEET NO.
X-5



0.020 0.020

1923.80

18 + 00.00

0.020 0.020

1940.70

17 + 50.00

0.020 0.020

DR2 - STA. 12 + 59.94

1937.17

1937.17

SHEAR POINT
DR3

6%

0.026 0.026

1946.08

BEGIN BRIDGE - L. STA. 17 + 40.00

1943.074

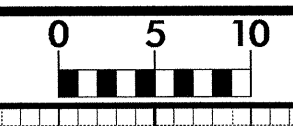
0.020 0.020

DR2 - STA. 12 + 06.93

17 + 00.00

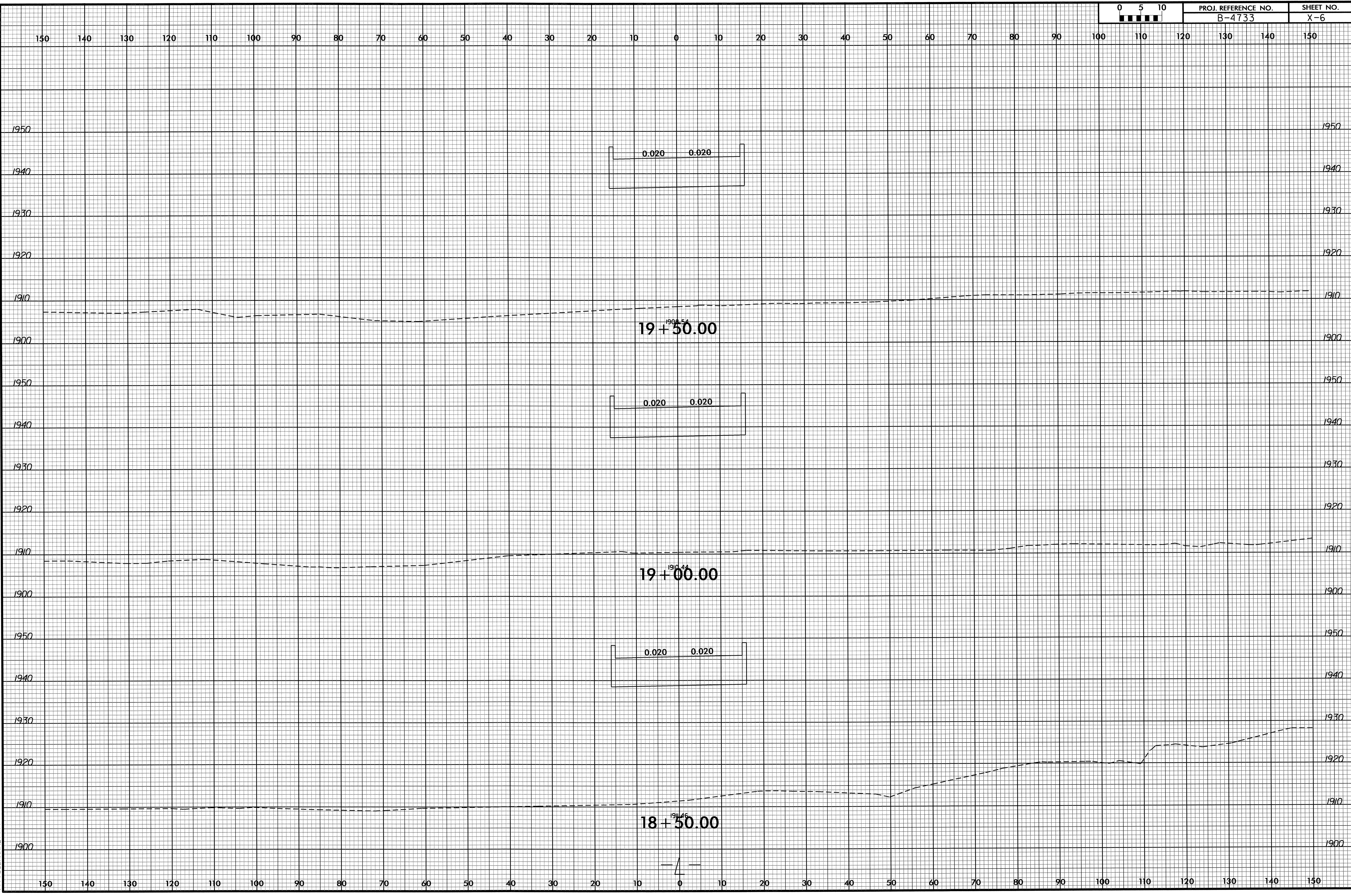
12-MAR-2015 15:18 B-4733.Rdy.xpl.dgn

8/23/99

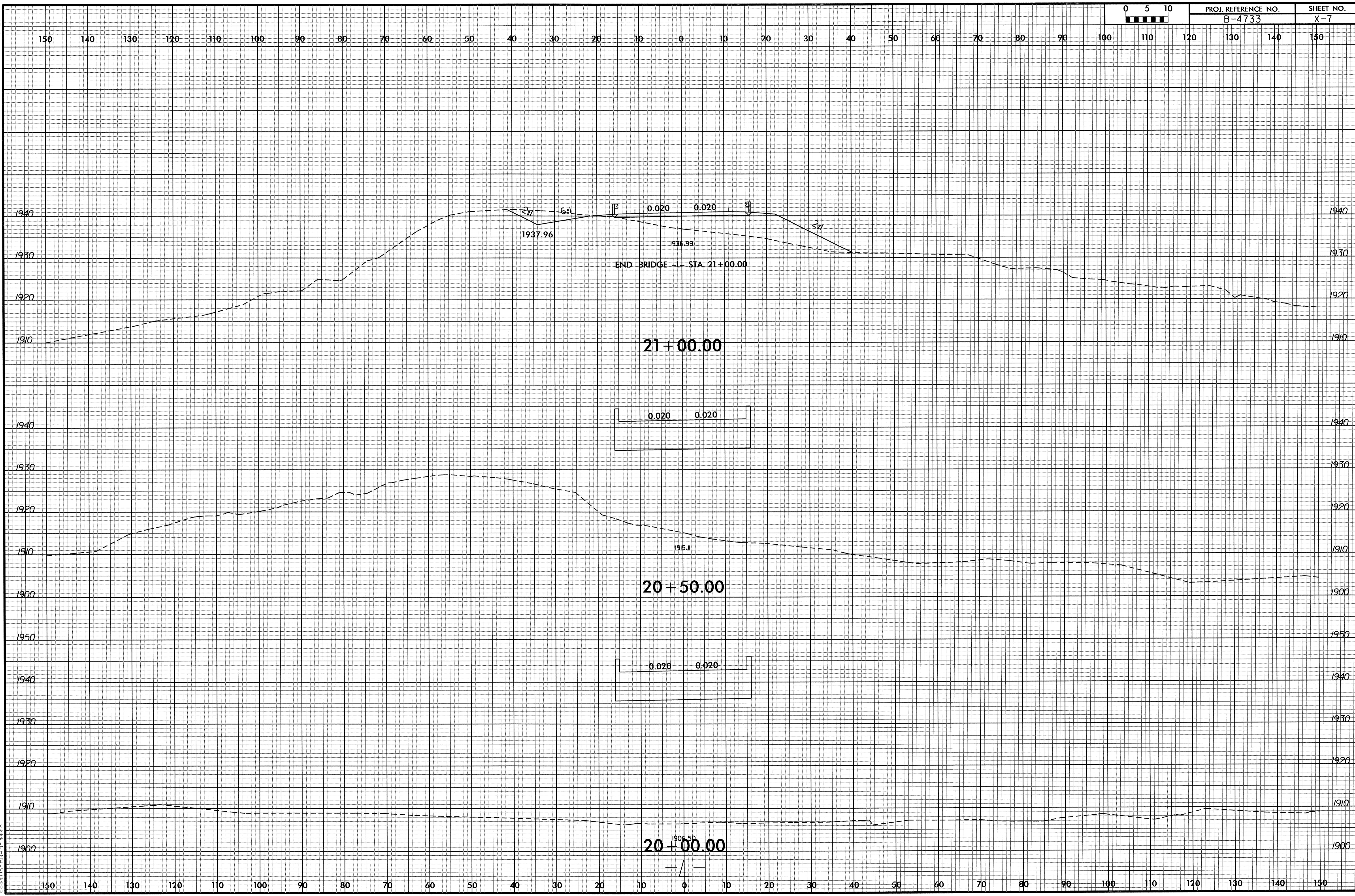


PROJ. REFERENCE NO.
B-4733

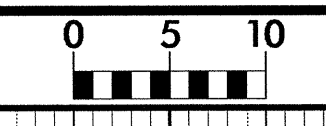
SHEET NO.
X-6



12-MAR-2003 15:18
R:\Roadway\XSC-B-4733-Rdy-yp1.dgn
\$\$\$\$\$USERNAME\$\$\$\$\$

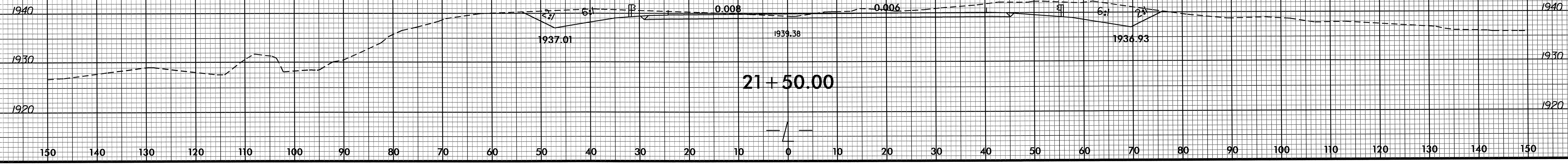


8/23/99



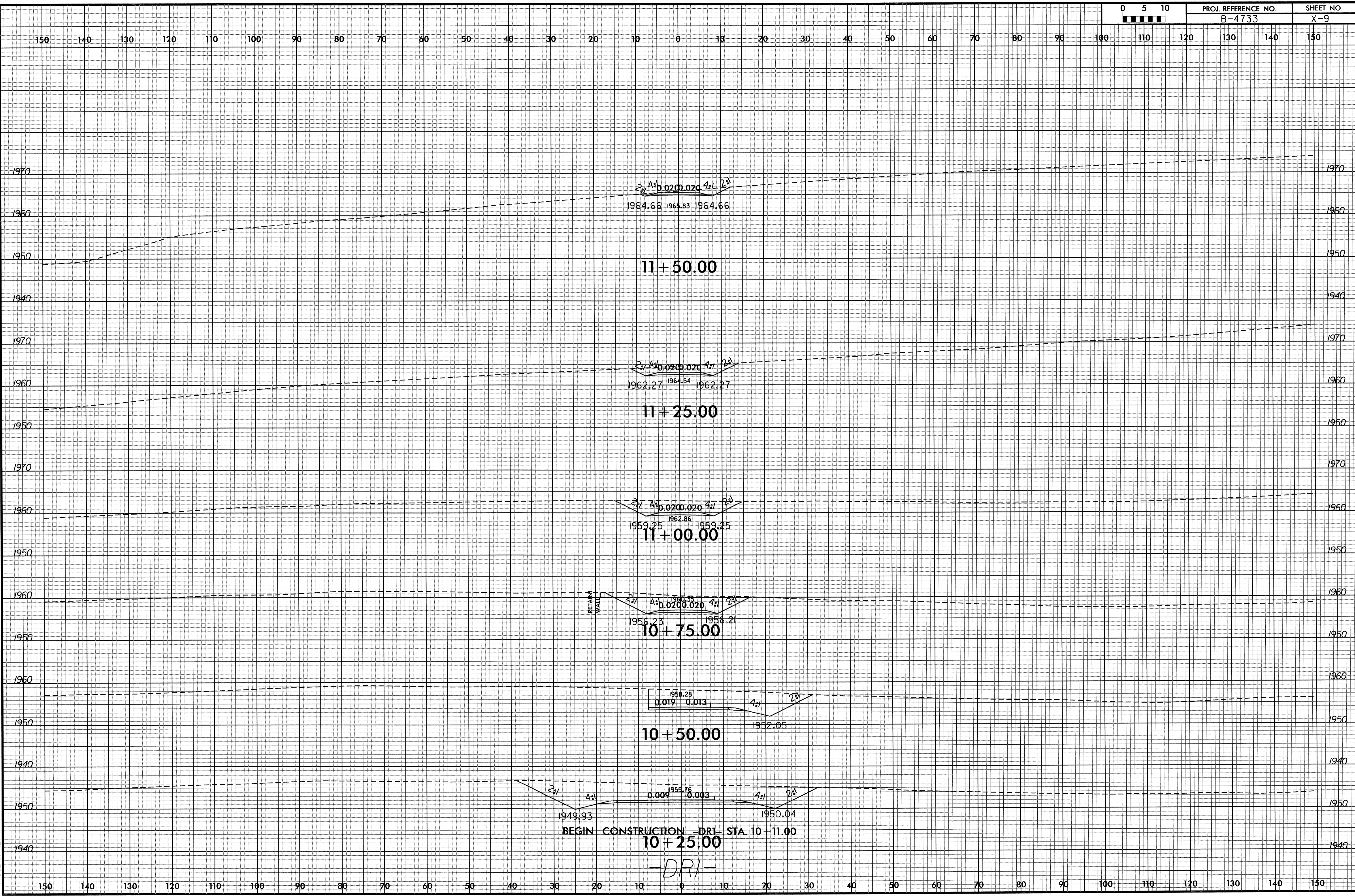
PROJ. REFERENCE NO.	SHEET NO.
B-4733	X-8

150 140 130 120 110 100 90 80 70 60 50 40 30 20 10 0 10 20 30 40 50 60 70 80 90 100 110 120 130 140 150



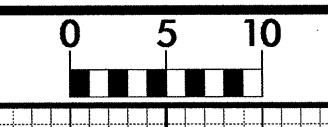
2-MAR-2013 15:46 B:\4733.Rdy_xpl.dgn
 44860 JENSEN\ME\4733

8/23/99



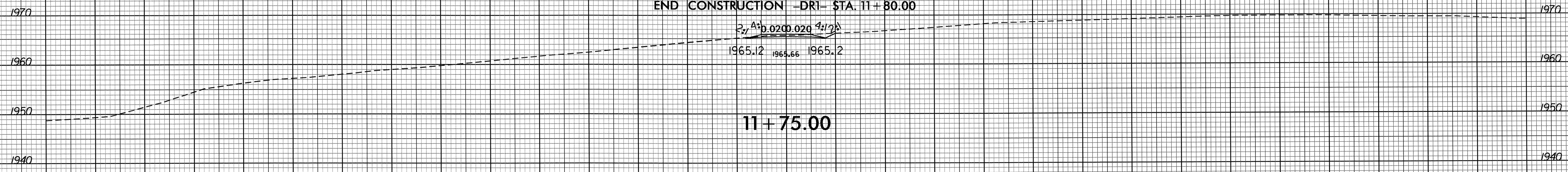
12-MAR-2013 15:18
 R:\Roadway\X-9\B-4733_Rdu_xpl_dri.dgn
 \$\$\$USERNAME\$\$\$

8/23/99



PROJ. REFERENCE NO.	SHEET NO.
B-4733	X-10

150 140 130 120 110 100 90 80 70 60 50 40 30 20 10 0 10 20 30 40 50 60 70 80 90 100 110 120 130 140 150



END CONSTRUCTION -DRI- STA. 11+80.00

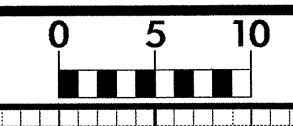
$P, A, 0.0200, 0.020, 451.72$
 1965.12 1965.66 1965.2

11+75.00

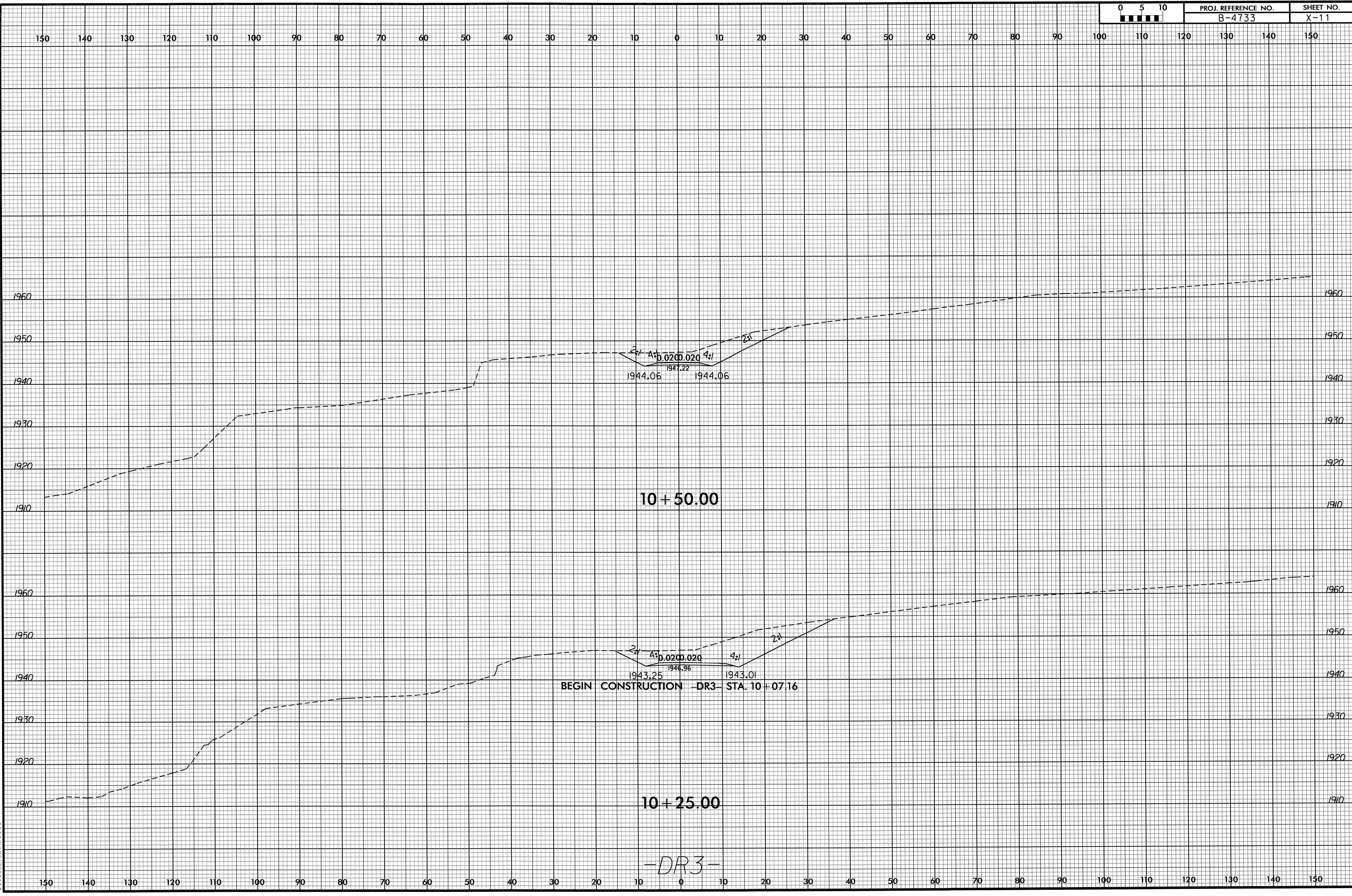
-DRI-

I:\MAR-2013\530\530-AB-4733-Rdy_xpl_dr1.dgn
 \$\$\$SYTIME\$\$\$
 \$\$\$SYTIME\$\$\$

8/23/99



PROJ. REFERENCE NO.	SHEET NO.
B-4733	X-11



10 + 50.00

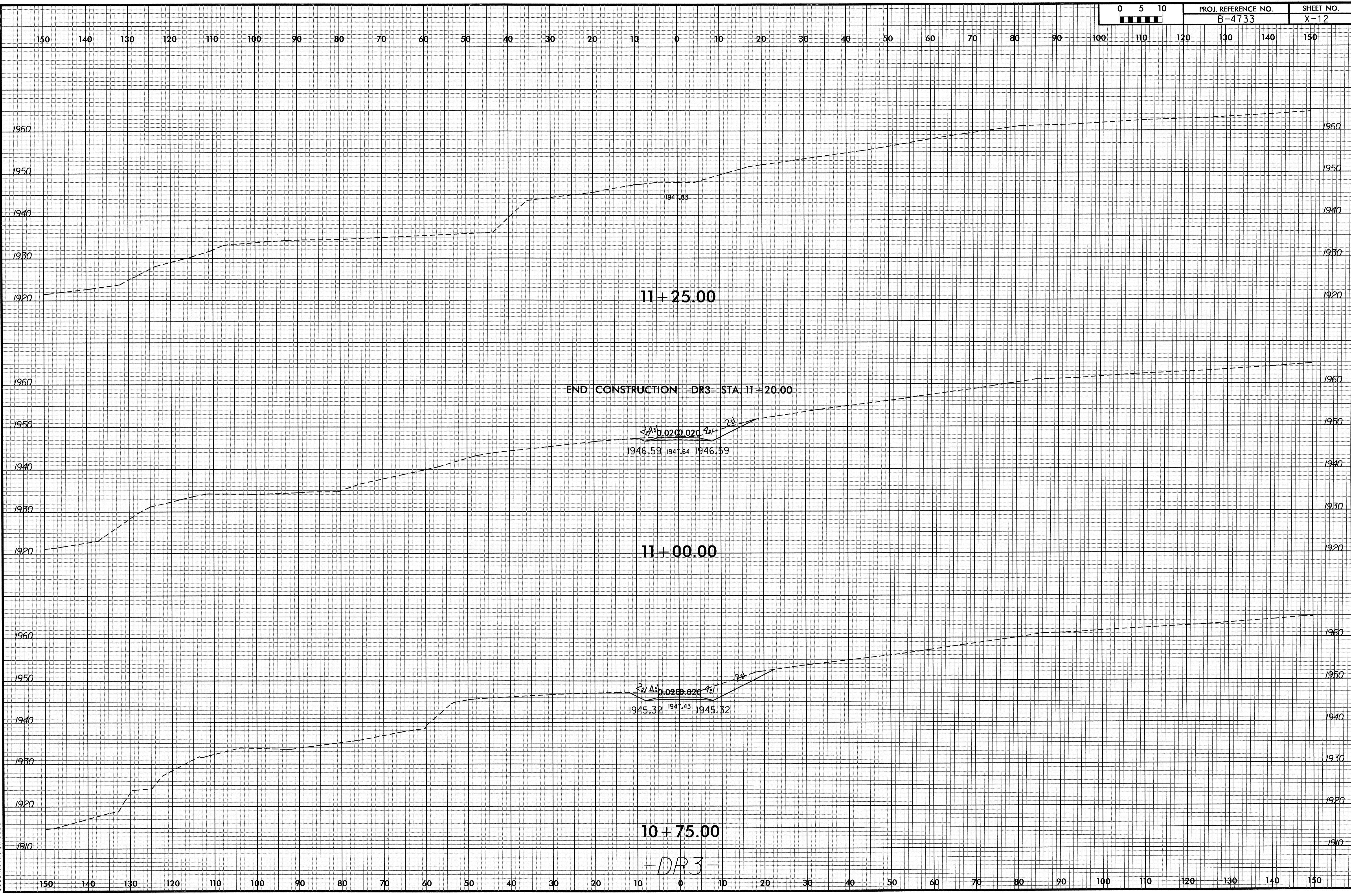
BEGIN CONSTRUCTION DR3 STA. 10 + 07.16

10 + 25.00

-DR3-

12-MAR-2013 15:18
F:\Roadwork\XSC\B-4733.dwg...
\$\$\$\$\$USERNAME\$\$\$\$\$

8/23/99



11+25.00

END CONSTRUCTION -DR3- STA. 11+20.00

11+00.00

10+75.00

-DR3-

12-MAR-2013 15:18
C:\Roadwork\XSC-B-4733.Rdy_xp1_dr3.dgn
\$\$\$\$\$USERNAME\$\$\$\$\$