

STATE OF NORTH CAROLINA
DEPARTMENT OF TRANSPORTATION

TIP NO. R-2303B	SHEET NO. SIGN-1
APPROVED: <i>[Signature]</i>	
DATE: 1-15-13	
SEAL	

T.I.P.: R-2303B

SIGNING PLAN
CUMBERLAND & SAMPSON COUNTY

LOCATION: NC 24 FROM SR 1853 (JOHN NUNNERY RD IN CUMBERLAND COUNTY TO SR 1404 (DOWDY RD) IN SAMPSON COUNTY

ROADWAY STANDARD DRAWING

THE FOLLOWING ROADWAY STANDARDS AS APPEAR IN "ROADWAY STANDARD DRAWINGS" - PROJECT SERVICES UNIT - N.C. DEPARTMENT OF TRANSPORTATION - RALEIGH, N.C., DATED JANUARY 2012 ARE APPLICABLE TO THIS PROJECT AND BY REFERENCE HEREBY ARE CONSIDERED A PART OF THESE PLANS:

STD. NO.	TITLE
901.50	ARROWS AND SHIELDS
903.10	GROUND MOUNTED SIGN SUPPORTS
904.10	ORIENTATION OF GROUND MOUNTED SIGNS
904.50	MOUNTING OF TYPE 'D', 'E' AND 'F' SIGNS ON 'U' CHANNEL POSTS

PROJECT NOTES

- 1 DISPOSAL OF SIGN SYSTEM, U-CHANNEL

GENERAL NOTES

- . SIGNS FURNISHED BY STATE
- . ALL TYPE 'D' SIGNS SHALL BE MOUNTED ON TWO U-CHANNEL POSTS UNLESS OTHERWISE INDICATED ON THE PLANS.
- . IF REMOVAL OR RELOCATION OF SIGNS ON PRIVATE STREET (NON-STATE MAINTAINED) IS REQUIRED DUE TO CONSTRUCTION, THE CONTRACTOR SHALL INFORM THE ENGINEER. THE WORK WILL BE COMPLETED BY OTHERS.
- . WHEN NOT STATIONED OR DIMENSIONED ON PLANS, ALL 'E' AND 'F' SIGNS SHALL BE FIELD LOCATED BY THE ENGINEER
- . ALL EXISTING SIGNS ON "U" CHANNEL POST WITHIN THE PROJECT LIMITS SHALL BE REMOVED AND DISPOSED OF UNLESS OTHERWISE NOTED ON PLANS.
- . WHEN EXISTING SIGNS ARE REMOVED AND INSTALLED ON NEW SUPPORTS, THE RE-ERECTION SHALL IMMEDIATELY FOLLOW THE REMOVAL.
- . THE BACKGROUND FOR TYPE E & F SIGNS SHALL BE TYPE C REFLECTIVE SHEETING.
- . SEE ROADWAY PLANS FOR GUARD/GUIDE RAIL DETAILS.

SUMMARY OF QUANTITIES

ITEM NO.		ITEM DESCRIPTION	QUANTITY	UNIT
DESC. NO.	SECT. NO.			
4072000000	903	SUPPORTS, 3 LB STEEL U-CHANNEL	4292	L.F.
4096000000	904	SIGN ERECTION, TYPE D	20	EA.
4102000000	904	SIGN ERECTION, TYPE E	163	EA.
4108000000	904	SIGN ERECTION, TYPE F	57	EA.
4155000000	907	DISPOSAL OF SIGN SYSTEM, U-CHANNEL	51	EA.


INDEX

SHEET NO.	DESCRIPTION
SIGN-1	TITLE SHEET
SIGN-2	E SHEETS
SIGN-3	F SHEETS
SIGN-4-4B	SIGN DESIGNS
SIGN-5-17	SIGN DETAIL SHEETS

PLAN PREPARED BY: N.C.D.O.T. SIGNING AND DELINEATION UNIT

A. ALQUDWAH, P.E. SIGNING & DELINEATION REGIONAL ENGINEER

B. RASHID SIGNING & DELINEATION PROJECT DESIGN ENGINEER



CONTRACT:


APPROVED: *[Signature]*

DATE: 1-15-13

SEAL



401 QUANTITY REQ'D .18



36 X 36
R1-1

ONE "U" POST PER SIGN
MOUNT BELOW SIGN 402
IN 16 INSTALLATIONS


402 QUANTITY REQ'D .16



54 X 18
R6-1 (R)

TWO "U" POSTS PER SIGN


403 QUANTITY REQ'D .18



30 X 36
R2-1

ONE "U" POST PER SIGN


404 QUANTITY REQ'D .8



30 X 30
W3-1a

ONE "U" POST PER SIGN

405 QUANTITY REQ'D .1



36 X 36
R3-7

ONE "U" POST PER SIGN

406 QUANTITY REQ'D .2



30 X 30
R1-1

ONE "U" POST PER SIGN


407 QUANTITY REQ'D .12



54 X 18
R6-1 (L)

TWO "U" POSTS PER SIGN


408 QUANTITY REQ'D .4



24 X 30
R2-1

ONE "U" POST PER SIGN

409 QUANTITY REQ'D .1



24 X 30
R2-1

ONE "U" POST PER SIGN

410 QUANTITY REQ'D .17



24 X 24
R3-4

ONE "U" POST PER SIGN


411 QUANTITY REQ'D .1



24 X 30
R2-1

ONE "U" POST PER SIGN


412 QUANTITY REQ'D .29



36 X 36
W12-1

ONE "U" POST PER SIGN


413 QUANTITY REQ'D .1



36 X 36
W1-2L

ONE "U" POST PER SIGN


414 QUANTITY REQ'D .1



36 X 36
W1-2R

ONE "U" POST PER SIGN

415 QUANTITY REQ'D .17



24 X 18
(SEE SIGN DESIGN SHEET SIGN-4B)

MOUNT BELOW SIGN 410
IN 17 INSTALLATIONS

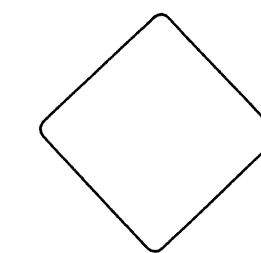
416 QUANTITY REQ'D .5



30 X 30
W14-2

ONE "U" POST PER SIGN

417 QUANTITY REQ'D .12



18 X 18
OM1-3

ONE "U" POST PER SIGN
(RED COLOR)

1/4/2013 Florence & Hutcheson R-2303B\Signting\1-2303b_e.sigs.dgn

APPROVED: *[Signature]*

DATE: 1-15-13



501
513
526
533

1-21 X 15
1-24 X 12
1-24 X 24

ONE U-POST PER SIGN

512
525
531
536
539
543
546
548
552
555

1-24 X 12
1-24 X 24

ONE U-POST PER SIGN

502
514
534
537
540
542
544
547
551
554

1-24 X 12
1-24 X 24

ONE U-POST PER SIGN

503

1-24 X 12
1-24 X 12
1-24 X 24
1-21 X 15

SIGN 503 MOUNT BELOW SIGN 302 IN 1 INSTALLATION
ONE U-POST PER SIGN

506
515
538
545
549
557

1-24 X 12
1-24 X 24
1-21 X 15

SIGN 506 MOUNT BELOW SIGN 303 IN 1 INSTALLATION
ONE U-POST PER SIGN

507

1-24 X 12
1-24 X 12
1-24 X 24

ONE U-POST PER SIGN

508
517
521
530

1-24 X 12
2-24 X 12
2-24 X 24
2-21 X 15

TWO U-POSTS PER SIGN

504
511
516
518
520
522
529

1-21 X 15
1-24 X 24

ONE U-POST PER SIGN

509
524
535
541
550
553

1-24 X 12
1-24 X 24
1-21 X 15

SIGN 509 MOUNT BELOW SIGN 304 IN 1 INSTALLATION
SIGN 535 MOUNT BELOW SIGN 318 IN 1 INSTALLATION
ONE U-POST PER SIGN

505
519
523

1-24 X 12
2-24 X 12
2-24 X 24
2-21 X 15

TWO U-POSTS PER SIGN

510

1-24 X 12
1-24 X 12
1-24 X 24
1-21 X 15

SIGN 510 MOUNT BELOW SIGN 306 IN 1 INSTALLATION
ONE U-POST PER SIGN

528
556

1-24 X 12
1-24 X 12
1-24 X 24

ONE U-POST PER SIGN

527
532

1-24 X 12
1-24 X 12
1-24 X 24
1-21 X 15


SIGN 527 MOUNT BELOW SIGN 315 IN 1 INSTALLATION
SIGN 532 MOUNT BELOW SIGN 316 IN 1 INSTALLATION
ONE U-POST PER SIGN

1/14/2013 1:51:08 PM F:\Signage\Delinquent\R-2303B\Signing\Signing\2303b_f_s\signs.dgn Florence & Hutcheson

APPROVED: *[Signature]*

DATE: 1-15-13

SEAL



SIGN NUMBER: 301
 TYPE: D
 QUANTITY: 1
 SIGN WIDTH: 6'-0"
 HEIGHT: 2'-6"
 TOTAL AREA: 15.0 Sq.Ft.
 BORDER TYPE: FLUSH
 RECESS: 0"
 WIDTH: 0.75"
 RADII: 2.25"
 NO. Z BARS: LENGTH:

BACKG COLOR: Green
 COPY COLOR: White

SYMBOL	X	Y	WID	HT
AR_Type D	55	19.3	6	9
AR_Type D	55.1	4.7	6	9

MAT'L: 0.125" (3.2 mm) ALUMINUM

USE NOTES: 1, 2

- Legend and border(except those that are colored black) shall be direct applied Grade B sheeting.
- Background shall be Grade C reflective sheeting.
- Shields: A, B, and C type arrows shall be on 0.032" (0.8mm) aluminum and demountable.

DESIGN BY: TAG
 PROJECT ID: R-2303D
 CHECKED BY: DIV: DIV 3
 DATE: Dec 27, 2012

Spacing Factor is 1 unless specified otherwise

LETTER POSITIONS

Letter spacings are to start of next letter													Series/Size	
													Text Length	
T	o	C	l	i	n	t	o	n					D 2000	
10.4	4.3	3.7	6	5.3	2.2	2.2	4.1	2.8	4.6	3.5	23		38.6	
F	a	y	e	t	t	e	v	i	l	l	e		D 2000	
7.9	4.2	4.1	5	3.8	2.5	2.8	3.9	5	2.2	2.2	1.9	3.5	23	41.1

FILENAME: sign designs NORTH CAROLINA D.O.T. SIGN DETAIL

SIGN NUMBER: 302,311, 313,315
 TYPE: D
 QUANTITY: 4
 SIGN WIDTH: 7'-0"
 HEIGHT: 2'-0"
 TOTAL AREA: 14.0 Sq.Ft.
 BORDER TYPE: FLUSH
 RECESS: 0"
 WIDTH: 1"
 RADII: 3"
 NO. Z BARS: LENGTH:

BACKG COLOR: Green
 COPY COLOR: White

SYMBOL	X	Y	WID	HT
ARSHRT	63.4	8	8	12

MAT'L: 0.125" (3.2 mm) ALUMINUM

USE NOTES: 1,2

- Legend and border(except those that are colored black) shall be direct applied Grade C sheeting.
- Background shall be Grade C reflective sheeting.

DESIGN BY: GEP
 PROJECT ID: R-2303B
 CHECKED BY: DIV: DIV 3
 DATE: Oct 17, 2012

Spacing Factor is 1 unless specified otherwise

LETTER POSITIONS

Letter spacings are to start of next letter													Series/Size
													Text Length
A	u	t	r	y	v	i	l	l	e				D 2000
8.6	7.8	5.6	4.1	3.4	6.3	6.6	2.9	2.9	2.6	4.7	28.6		46.8

FILENAME: sign designs NORTH CAROLINA D.O.T. SIGN DETAIL

SIGN NUMBER: 303
 TYPE: D
 QUANTITY: 1
 SIGN WIDTH: 6'-0"
 HEIGHT: 2'-0"
 TOTAL AREA: 12.0 Sq.Ft.
 BORDER TYPE: FLUSH
 RECESS: 0"
 WIDTH: 1"
 RADII: 3"
 NO. Z BARS: LENGTH:

BACKG COLOR: Green
 COPY COLOR: White

SYMBOL	X	Y	WID	HT
ARSHRT	9.5	8	8	12

MAT'L: 0.125" (3.2 mm) ALUMINUM

USE NOTES: 1,2

- Legend and border(except those that are colored black) shall be direct applied Grade C sheeting.
- Background shall be Grade C reflective sheeting.

DESIGN BY: GEP
 PROJECT ID: R-2303B
 CHECKED BY: DIV: DIV 3
 DATE: Oct 17, 2012

Spacing Factor is 1 unless specified otherwise

LETTER POSITIONS

Letter spacings are to start of next letter													Series/Size
													Text Length
C	l	i	n	t	o	n							D 2000
29.5	7	2.9	2.9	5.5	3.8	6.2	4.7	9.5					33

FILENAME: sign designs NORTH CAROLINA D.O.T. SIGN DETAIL

SIGN NUMBER: 304,318
 TYPE: D
 QUANTITY: 2
 SIGN WIDTH: 7'-6"
 HEIGHT: 2'-0"
 TOTAL AREA: 15.0 Sq.Ft.
 BORDER TYPE: FLUSH
 RECESS: 0"
 WIDTH: 1"
 RADII: 3"
 NO. Z BARS: LENGTH:

BACKG COLOR: Green
 COPY COLOR: White

SYMBOL	X	Y	WID	HT
ARSHRT	7.6	8	8	12

MAT'L: 0.125" (3.2 mm) ALUMINUM

USE NOTES: 1,2

- Legend and border(except those that are colored black) shall be direct applied Grade C sheeting.
- Background shall be Grade C reflective sheeting.

DESIGN BY: GEP
 PROJECT ID: R-2303B
 CHECKED BY: DIV: DIV 3
 DATE: Oct 17, 2012

Spacing Factor is 1 unless specified otherwise

LETTER POSITIONS

Letter spacings are to start of next letter													Series/Size	
													Text Length	
F	a	y	e	t	t	e	v	i	l	l	e		D 2000	
27.6	5.6	5.4	6.6	5.1	3.4	3.8	5.2	6.6	2.9	2.9	2.6	4.7	7.6	54.8


FILENAME: sign designs NORTH CAROLINA D.O.T. SIGN DETAIL

**SIGN DESIGNS
 (TYPE "D" SIGNS)**

1/4/2013
 S:\Signs & Design\Projects\R-2303B\Signing\Signing\sign_design_sheet1.dgn
 Florence & Hutcheson

APPROVED: *[Signature]*

DATE: 1-15-13



SIGN NUMBER: 305,317 BACKG COLOR: Green / Green
 TYPE: D COPY COLOR: White
 QUANTITY: 2

SYMBOL	X	Y	WID	HT
ARSHRT	68	19.3	6	9
ARSHRT	52.9	4.7	6	9

SIGN WIDTH: 7'-0"
 HEIGHT: 2'-6"
 TOTAL AREA: 17.5 Sq.Ft.

BORDER TYPE: FLUSH
 RECESS: 0"
 WIDTH: 0.75"
 RADII: 3"

MAT'L: 0.125" (3.2 mm) ALUMINUM

NO. Z BARS: LENGTH:

USE NOTES: 1,2

- Legend and border(except those that are colored black) shall be direct applied Grade C sheeting.
- Background shall be Grade C reflective sheeting.

DESIGN BY: GEP CHECKED BY: DATE: Oct 17, 2012
 PROJECT ID: R-2303B DIV: DIV 3

Spacing Factor is 1 unless specified otherwise

LETTER POSITIONS

Letter spacings are to start of next letter													Series/Size				
													Text Length				
T	o	F	a	y	e	t	t	e	v	i	l	e	D 2000				
7	4.3	3.7	6	4.2	4.1	5	3.8	2.5	2.8	3.9	5	2.2	2.2	1.9	3.5	22	55
C	l	i	n	t	o	n	D 2000										
22.1	5.3	2.2	2.2	4.1	2.8	4.6	3.5	37.1	24.7								

FILENAME: sign designs NORTH CAROLINA D.O.T. SIGN DETAIL

SIGN NUMBER: 306,312,314
 TYPE: D BACKG COLOR: Green
 QUANTITY: 4 COPY COLOR: White

SYMBOL	X	Y	WID	HT
ARSHRT	8.6	8	8	12

SIGN WIDTH: 7'-0"
 HEIGHT: 2'-0"
 TOTAL AREA: 14.0 Sq.Ft.

BORDER TYPE: FLUSH
 RECESS: 0"
 WIDTH: 1"
 RADII: 3"

MAT'L: 0.125" (3.2 mm) ALUMINUM

NO. Z BARS: LENGTH:

USE NOTES: 1,2

- Legend and border(except those that are colored black) shall be direct applied Grade C sheeting.
- Background shall be Grade C reflective sheeting.

DESIGN BY: GEP CHECKED BY: DATE: Oct 17, 2012
 PROJECT ID: R-2303B DIV: DIV 3

Spacing Factor is 1 unless specified otherwise

LETTER POSITIONS

Letter spacings are to start of next letter													Series/Size
													Text Length
A	u	t	r	y	v	i	l	e	D 2000				
28.6	7.8	5.6	4.1	3.4	6.3	6.6	2.9	2.9	2.6	4.7	8.6	46.8	

FILENAME: sign designs NORTH CAROLINA D.O.T. SIGN DETAIL

SIGN NUMBER: 307 BACKG COLOR: Green
 TYPE: D COPY COLOR: White
 QUANTITY: 1

SYMBOL	X	Y	WID	HT
ARSHRT				

SIGN WIDTH: 4'-0"
 HEIGHT: 2'-6"
 TOTAL AREA: 10.0 Sq.Ft.

BORDER TYPE: FLUSH
 RECESS: 0"
 WIDTH: 0.5"
 RADII: 2.25"

MAT'L: 0.125" (3.2 mm) ALUMINUM

NO. Z BARS: LENGTH:

USE NOTES: 1,2

- Legend and border(except those that are colored black) shall be direct applied Grade C sheeting.
- Background shall be Grade C reflective sheeting.

DESIGN BY: GEP CHECKED BY: DATE: Oct 17, 2012
 PROJECT ID: R-2303B DIV: DIV 3

Spacing Factor is 1 unless specified otherwise

LETTER POSITIONS

Letter spacings are to start of next letter													Series/Size	
													Text Length	
W	E	L	C	O	M	E	T	O	D 2000					
15.5	2.1	1.6	1.5	1.8	1.9	2	1.2	2	1.5	1.4	15.5	17		
S	a	m	p	s	o	n	C	o	D 2000					
8.4	3.1	3	4.7	2.8	2.2	3.1	2.4	4	3.4	2.4	6.4	31.2		
L	E	A	V	I	N	G	D 2000							
18.7	1.5	1.4	1.8	1.8	0.8	1.8	1.4	18.7	10.5					
C	u	m	b	e	r	l	a	n	d	C	o	D 2000		
4.7	3.5	3.2	4.7	2.9	2.9	2	1.2	3	3	2.4	3.4	2.4	4.7	38.6

FILENAME: sign designs NORTH CAROLINA D.O.T. SIGN DETAIL

SIGN NUMBER: 308,310 BACKG COLOR: Green
 TYPE: D COPY COLOR: White
 QUANTITY: 2

SYMBOL	X	Y	WID	HT
ARSHRT				

SIGN WIDTH: 2'-6"
 HEIGHT: 1'-6"
 TOTAL AREA: 3.8 Sq.Ft.

BORDER TYPE: FLUSH
 RECESS: 0"
 WIDTH: 0.75"
 RADII: 1.5"

MAT'L: 0.125" (3.2 mm) ALUMINUM

NO. Z BARS: LENGTH:

USE NOTES: 1,2

- Legend and border(except those that are colored black) shall be direct applied Grade C sheeting.
- Background shall be Grade C reflective sheeting.
- Shields; A, B, and C type arrows shall be on 0.032" (0.8mm) aluminum and demountable.

DESIGN BY: TAG CHECKED BY: DATE: Dec 28, 2012
 PROJECT ID: R-2303B DIV: DIV 3

Spacing Factor is 1 unless specified otherwise

LETTER POSITIONS

Letter spacings are to start of next letter								Series/Size
								Text Length
S	o	u	t	h	EM 2000			
6	4.1	4	3.8	3.4	2.6	6	17.9	
R	i	v	e	r	EM 2000			
7	4.3	2	3.9	3.9	2	7	16	

FILENAME: sign designs NORTH CAROLINA D.O.T. SIGN DETAIL


1/14/2013
 P:\Signing\Design\Direction\R-2303B\SIGNING\sign\design\sheet2.dgn
 Florence & Hutcheson

**SIGN DESIGNS
 (TYPE "D" SIGNS)**

APPROVED: *[Signature]*

DATE: 1-15-13

SEAL



SIGN NUMBER: 309 BACKG COLOR: Green
 TYPE: D COPY COLOR: White
 QUANTITY: 1

SYMBOL	X	Y	WID	HT

SIGN WIDTH: 4'-0"
 HEIGHT: 2'-6"
 TOTAL AREA: 10.0 Sq.Ft.

BORDER TYPE: FLUSH
 RECESS: 0"
 WIDTH: 0.5"
 RADII: 2.25"

NO. Z BARS:
 LENGTH:

MAT'L: 0.125" (3.2 mm) ALUMINUM

DESIGN BY: GEP CHECKED BY:
 PROJECT ID: R-2303B DIV: DIV 3 DATE: Oct 17, 2012

USE NOTES: 1,2
 1. Legend and border (except those that are colored black) shall be direct applied Grade C sheeting.
 2. Background shall be Grade C reflective sheeting.

Spacing Factor is 1 unless specified otherwise

LETTER POSITIONS

Letter spacings are to start of next letter

Series/Size	Text Length
D 2000	17
D 2000	38.6
D 2000	10.5
D 2000	31.2

FILENAME: sign designs NORTH CAROLINA D.O.T. SIGN DETAIL

SIGN NUMBER: 319,321 BACKG COLOR: Green
 TYPE: D COPY COLOR: White
 QUANTITY: 2

SYMBOL	X	Y	WID	HT

SIGN WIDTH: 4'-0"
 HEIGHT: 2'-0"
 TOTAL AREA: 8.0 Sq.Ft.

BORDER TYPE: FLUSH
 RECESS: 0"
 WIDTH: 0.75"
 RADII: 3"

NO. Z BARS:
 LENGTH:

MAT'L: 0.125" (3.2 mm) ALUMINUM

DESIGN BY: GEP CHECKED BY: TAG
 PROJECT ID: R-2303B DIV: DIV 3 DATE: Oct 17, 2012

USE NOTES: 1,2
 1. Legend and border (except those that are colored black) shall be direct applied Grade C sheeting.
 2. Background shall be Grade C reflective sheeting.

Spacing Factor is 1 unless specified otherwise

LETTER POSITIONS

Letter spacings are to start of next letter

Series/Size	Text Length
D 2000	35.1
D 2000	25.2

FILENAME: sign designs NORTH CAROLINA D.O.T. SIGN DETAIL

SIGN NUMBER: 415 BACKG COLOR: White
 TYPE: E COPY COLOR: Black
 QUANTITY: X

SYMBOL	X	Y	WID	HT

SIGN WIDTH: 2'-0"
 HEIGHT: 1'-6"
 TOTAL AREA: 3.0 Sq.Ft.

BORDER TYPE: FLUSH
 RECESS: 0.47"
 WIDTH: 0.63"
 RADII: 1.5"

NO. Z BARS:
 LENGTH:

MAT'L: 0.063" (1.6 mm) ALUMINUM

DESIGN BY: GEP CHECKED BY:
 PROJECT ID: R-2303B DIV: DIV 3 DATE: Oct 17, 2012

USE NOTES: 1,2
 1. Legend and border (except those that are colored black) shall be direct applied Grade C sheeting.
 2. Background shall be Grade C reflective sheeting.

Spacing Factor is 1 unless specified otherwise

LETTER POSITIONS

Letter spacings are to start of next letter

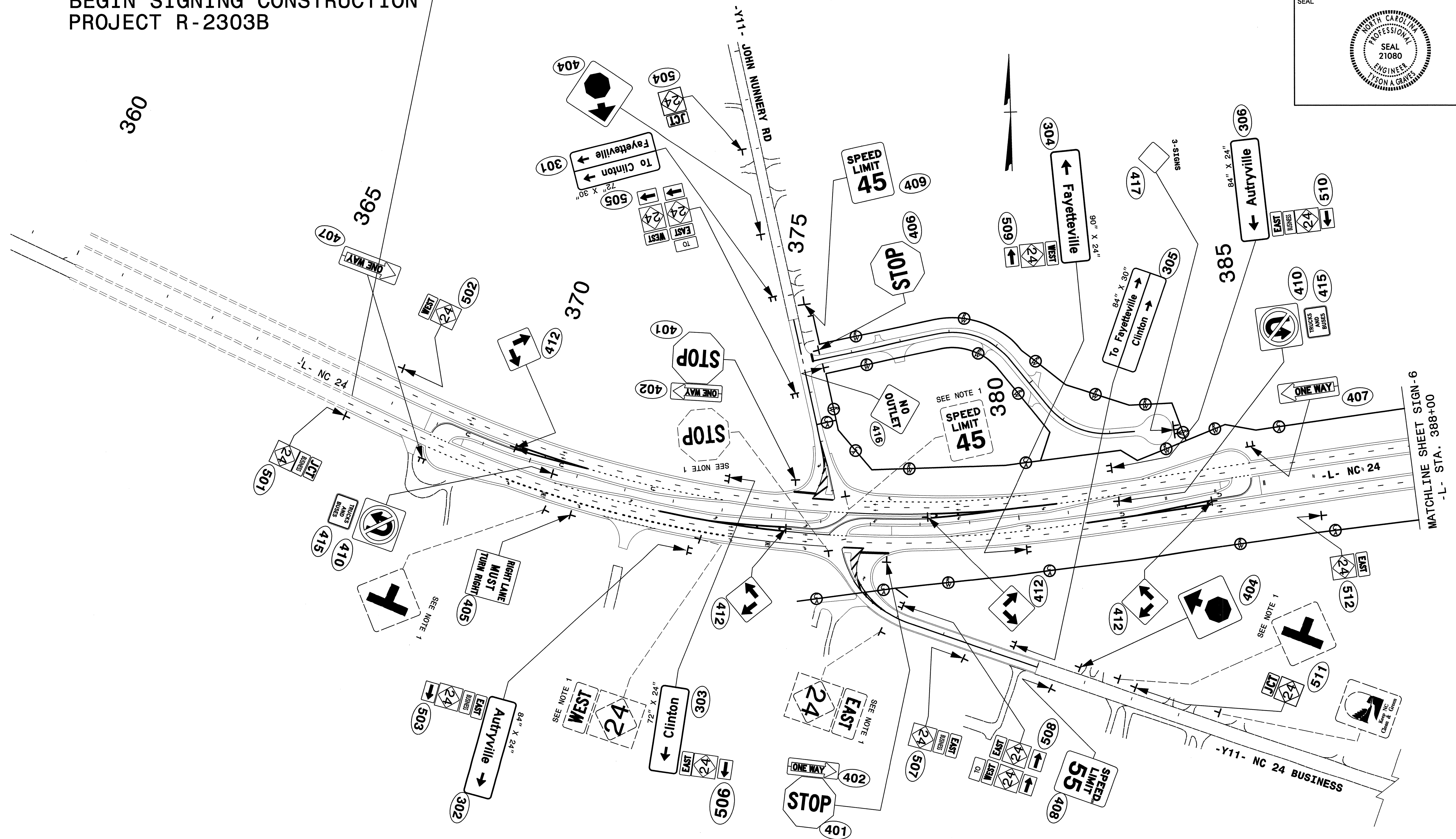
Series/Size	Text Length
D 2000	14.7
D 2000	7.8
D 2000	11.9

FILENAME: sign designs NORTH CAROLINA D.O.T. SIGN DETAIL

**SIGN DESIGN
 (TYPE "D" & "E" SIGNS)**

I/4/2013
 P:\Signing\Delination\R-2303B\Signing\N-2303b-sign_design_sheet3.dgn
 Florence & Hutcheson

-L- STA. 366+20.75
 BEGIN SIGNING CONSTRUCTION
 PROJECT R-2303B

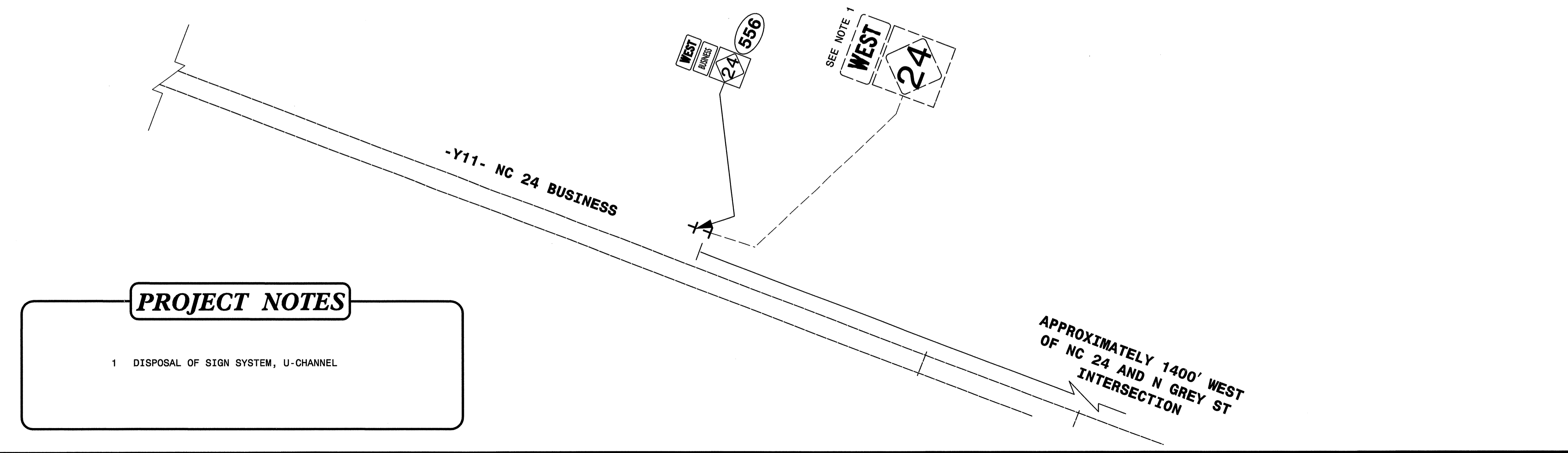
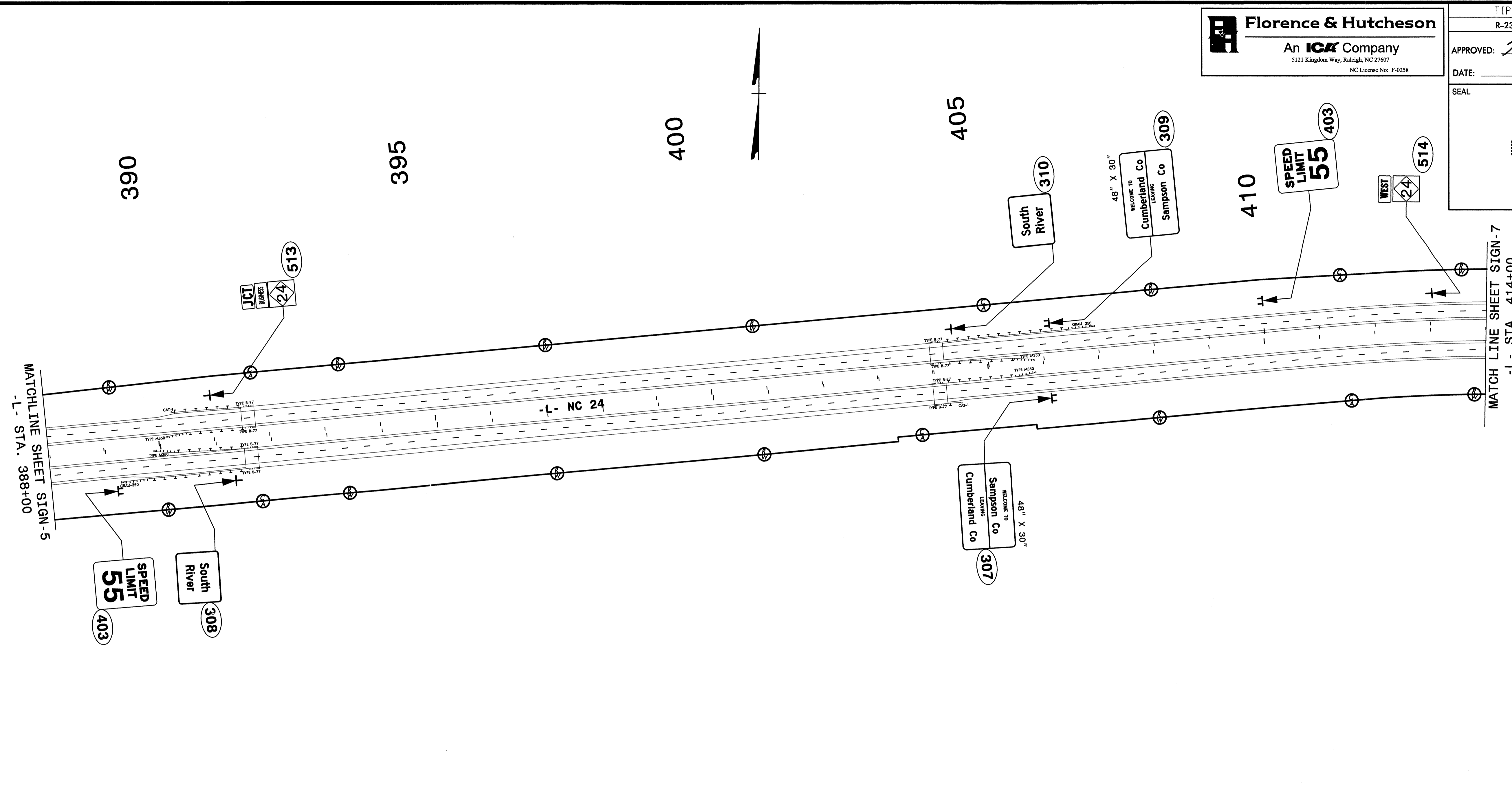



PROJECT NOTES

1 DISPOSAL OF SIGN SYSTEM, U-CHANNEL

PROPOSED & EXISTING SIGNS

1/4/2013 8:45:24 AM C:\Users\jg\Documents\Projects\R-2303B\Signing\Signing\Plans-SIGN-5.dgn
 Florence & Hutcheson

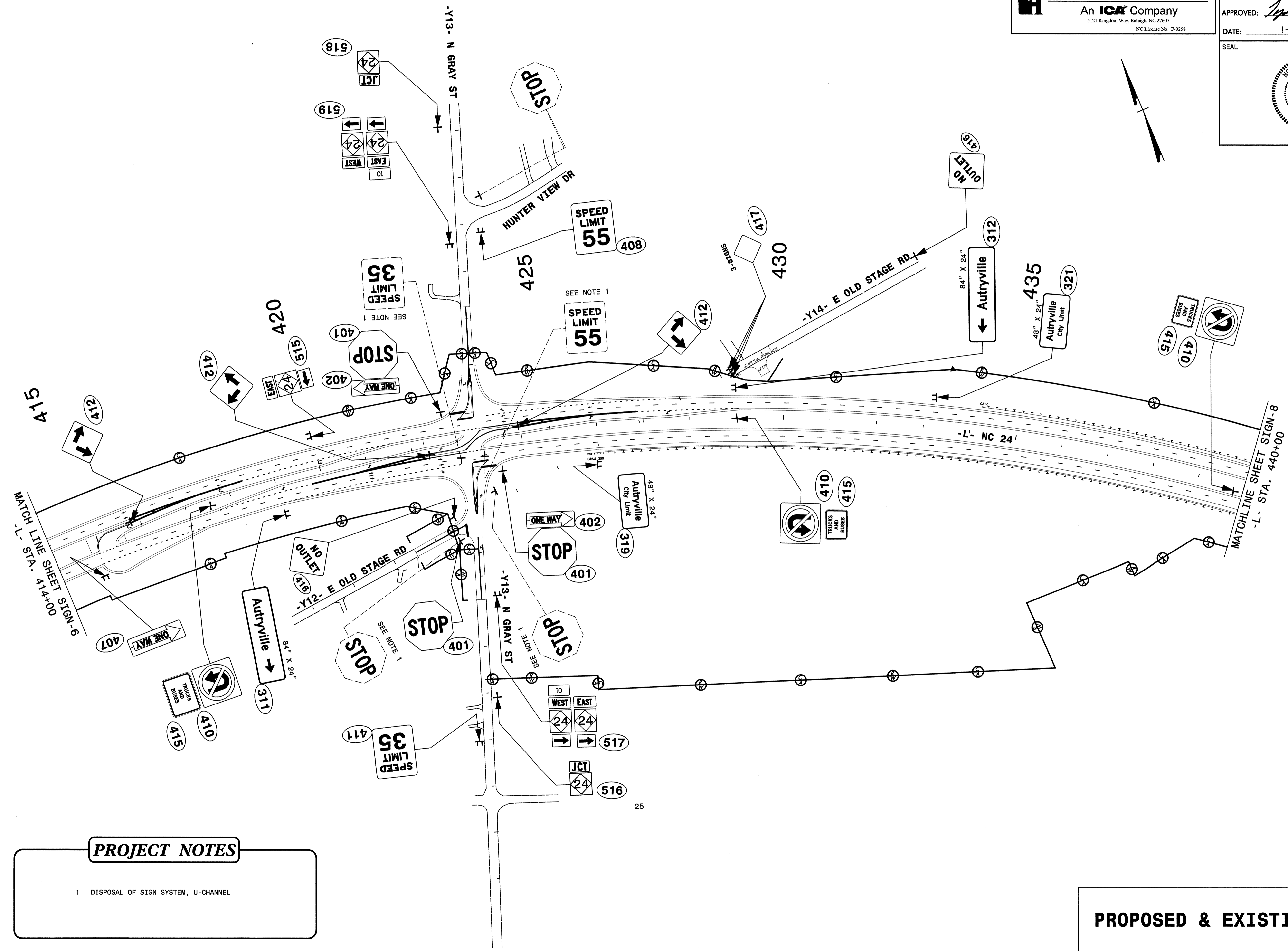




PROJECT NOTES

1 DISPOSAL OF SIGN SYSTEM, U-CHANNEL

PROPOSED & EXISTING SIGNS

1/14/2013
 P:\Signings\Delination\R-2303B\Signing\2303B_sing_plans_SIGN_6.dgn
 Florence & Hutcheson

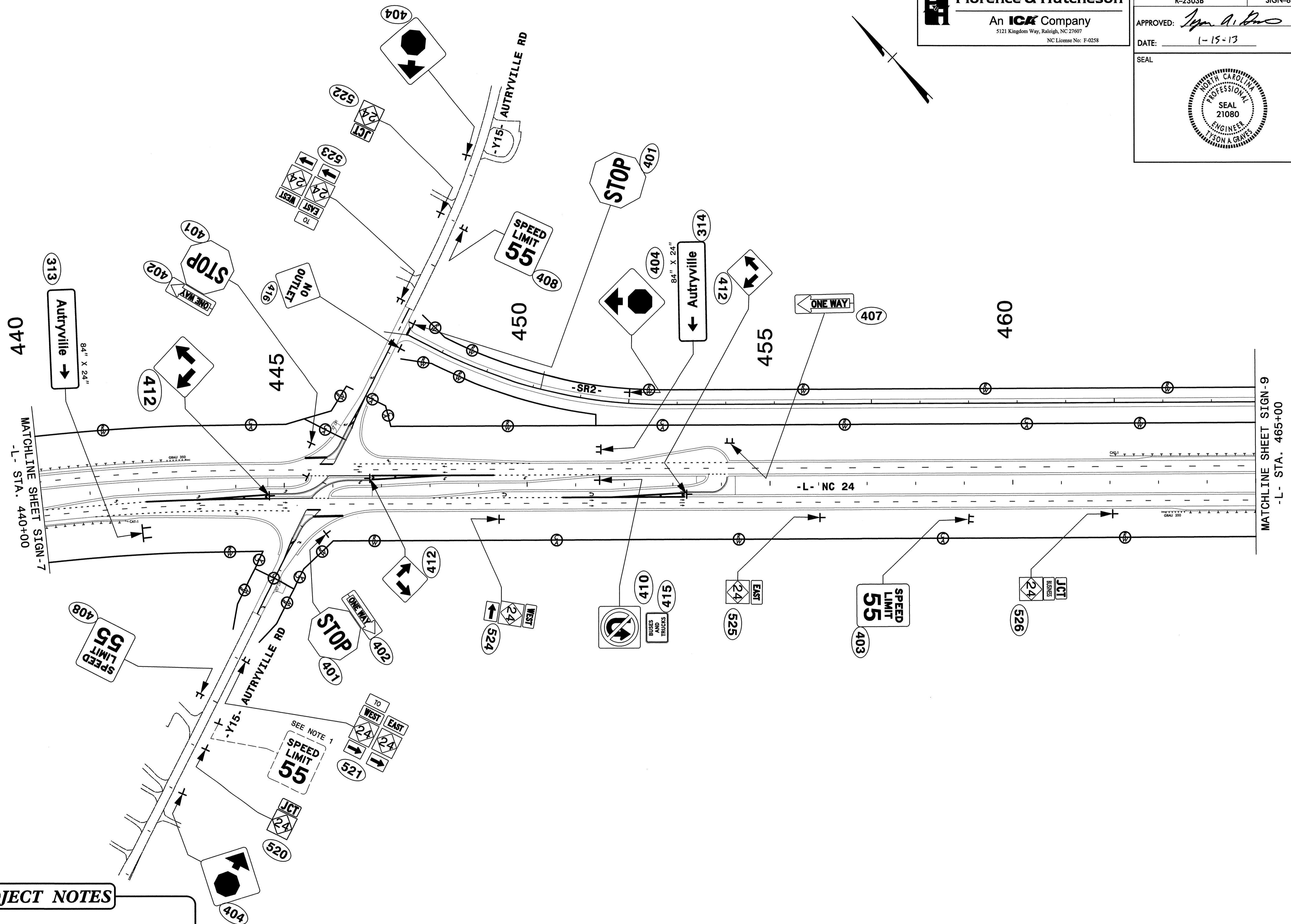


PROJECT NOTES

1 DISPOSAL OF SIGN SYSTEM, U-CHANNEL

PROPOSED & EXISTING SIGNS

1/14/2013
 F:\Signing\Delimitation\2303B\Signing\2303b_sign-plans_SIGN-7.dgn
 Florence & Hutcheson

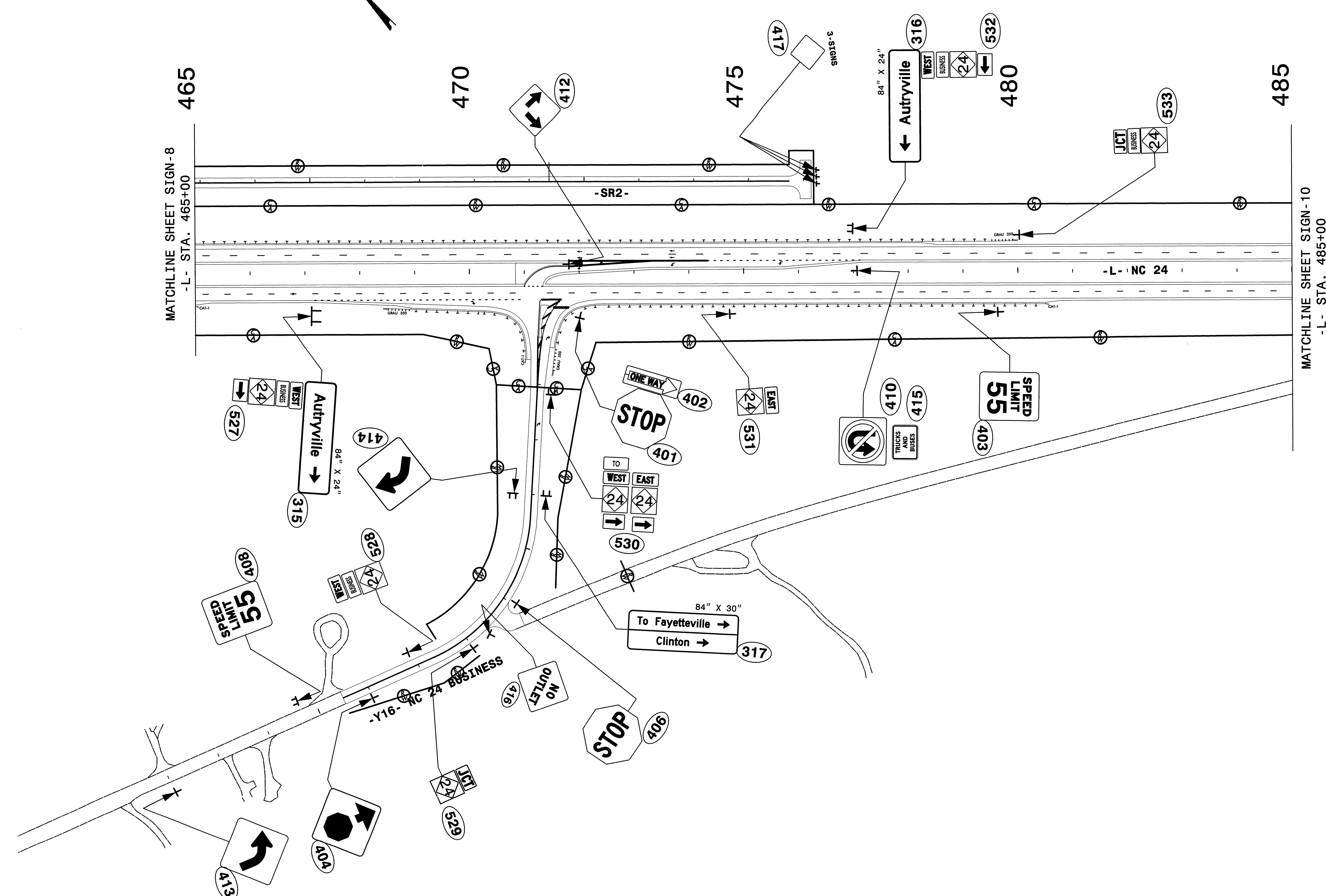



PROJECT NOTES

1 DISPOSAL OF SIGN SYSTEM, U-CHANNEL

PROPOSED & EXISTING SIGNS

1/4/2013
 R:\Projects\2303B\Signing\2303b_sgn_plans_SIGN_8.dgn
 Florence & Hutcheson

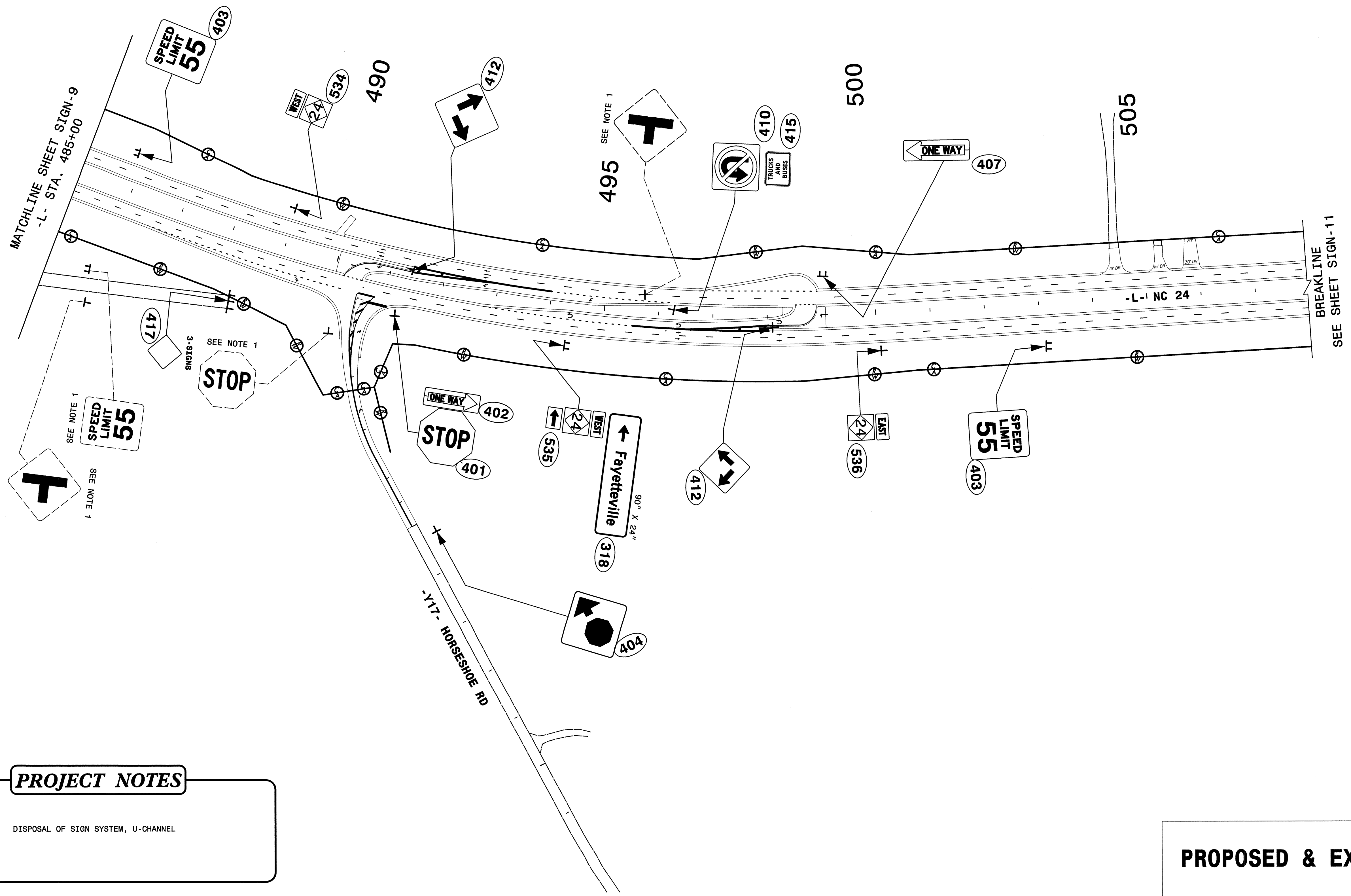



PROJECT NOTES

1 DISPOSAL OF SIGN SYSTEM, U-CHANNEL

PROPOSED & EXISTING SIGNS

1/14/2013
 F:\S\Signing\Del\Ineation\R-2303B\S\Signing\Y--2303Bb_s\sign-plans_SIGN_9.dgn
 Florence & Hutcheson

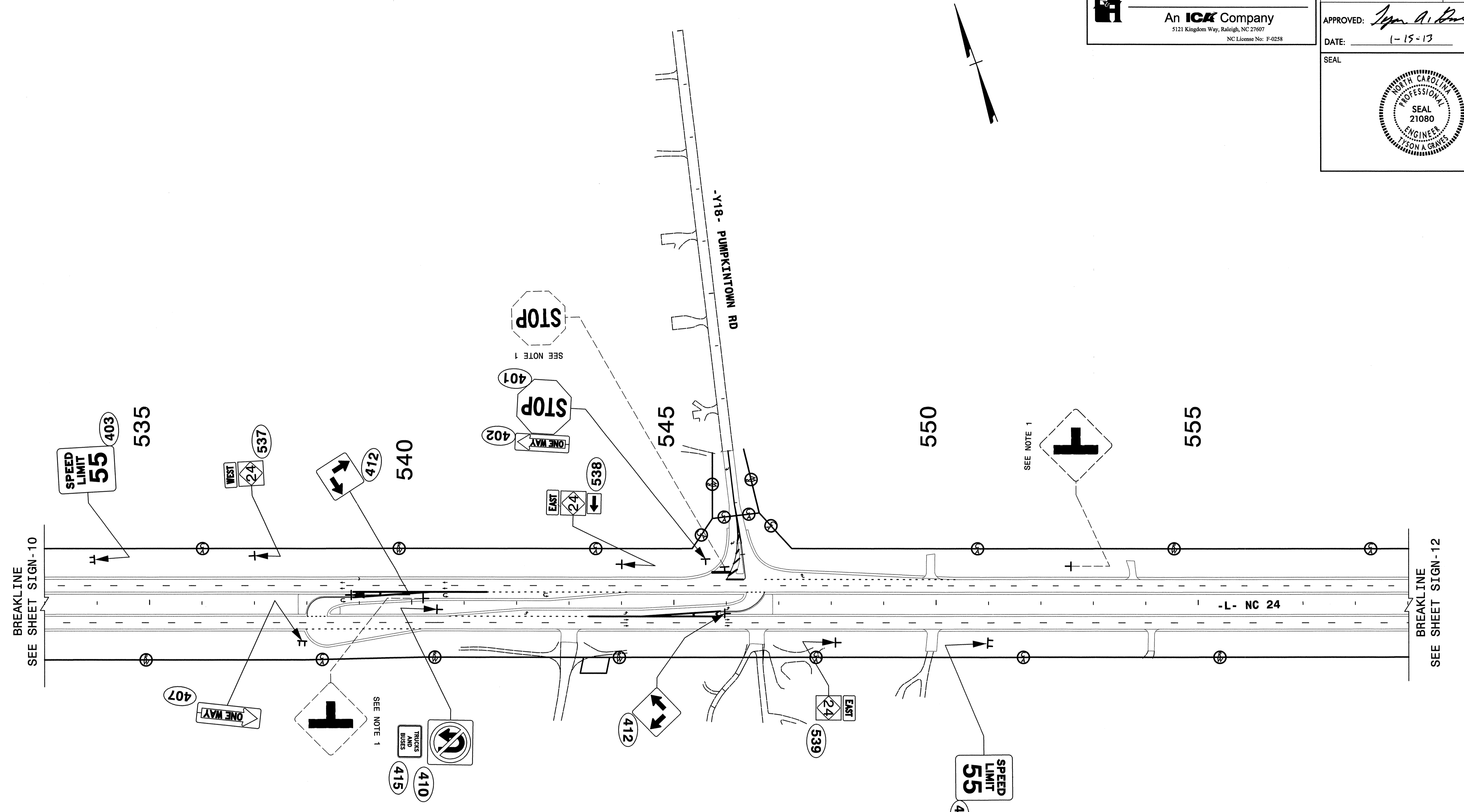


PROJECT NOTES

1 DISPOSAL OF SIGN SYSTEM, U-CHANNEL

PROPOSED & EXISTING SIGNS

1/14/2013
 P:\Signing\Delin\action\R-2303B\Signing\2303b_sing_plans_SIGN_10.dgn
 Florence & Hutcheson

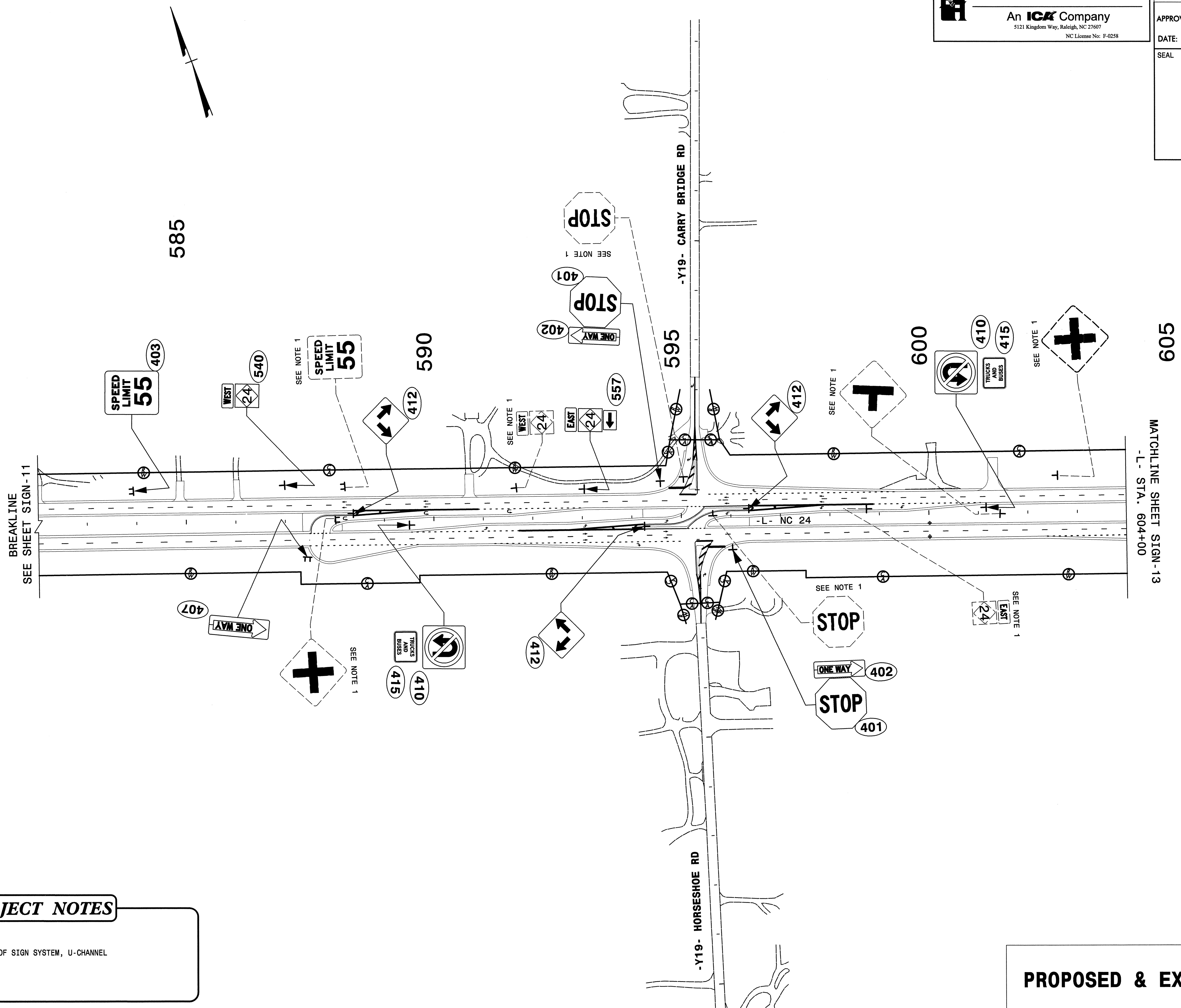


PROJECT NOTES

1 DISPOSAL OF SIGN SYSTEM, U-CHANNEL

PROPOSED & EXISTING SIGNS

1/4/2013
 P:\Signing\Delin\action\R-2303B\S\signing\2303b_sgn-plans_S10N11.dgn
 Florence & Hutcheson

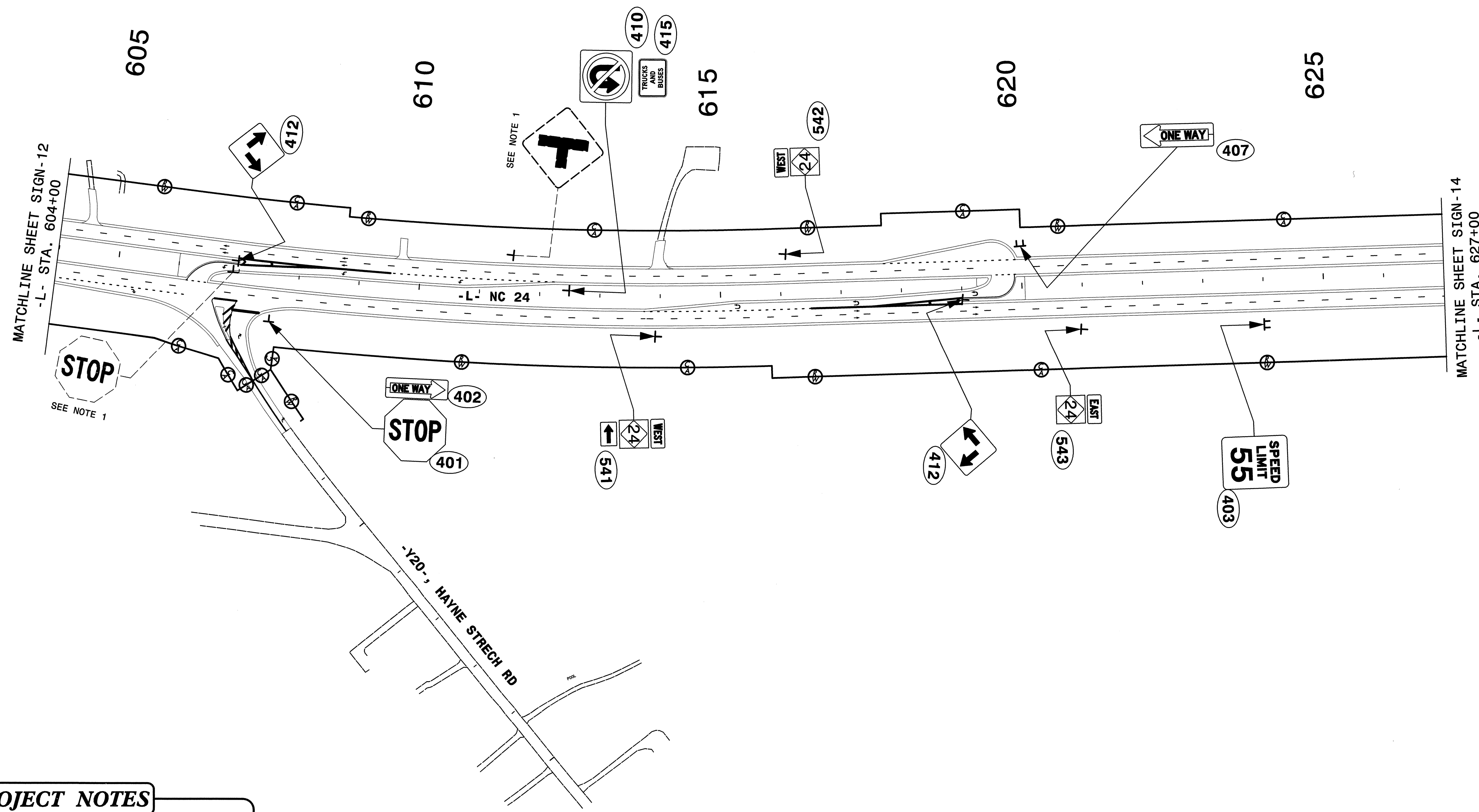



PROJECT NOTES

1 DISPOSAL OF SIGN SYSTEM, U-CHANNEL

PROPOSED & EXISTING SIGNS

1/4/2013
 R:\Projects\2303B\Signing\Y19-2303B.sgn-plans-SIGN.12.dgn
 Florence & Hutcheson

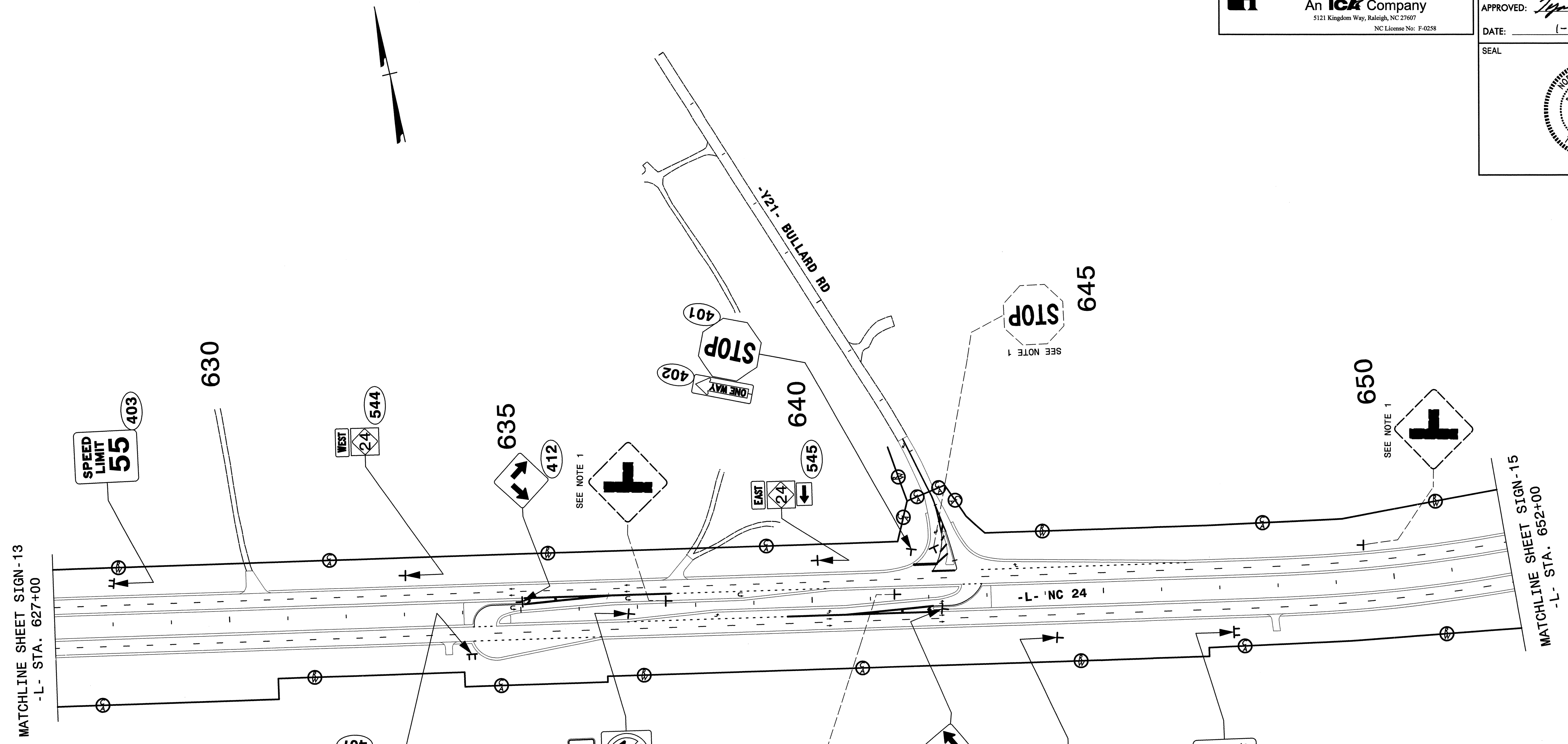



PROJECT NOTES

1 DISPOSAL OF SIGN SYSTEM, U-CHANNEL

PROPOSED & EXISTING SIGNS

1/14/2013
 F:\Signing&Del\Inpection\R-2303B\Signing\1-2303b-sign-plans-SIGN.13.dgn
 Florence & Hutcheson

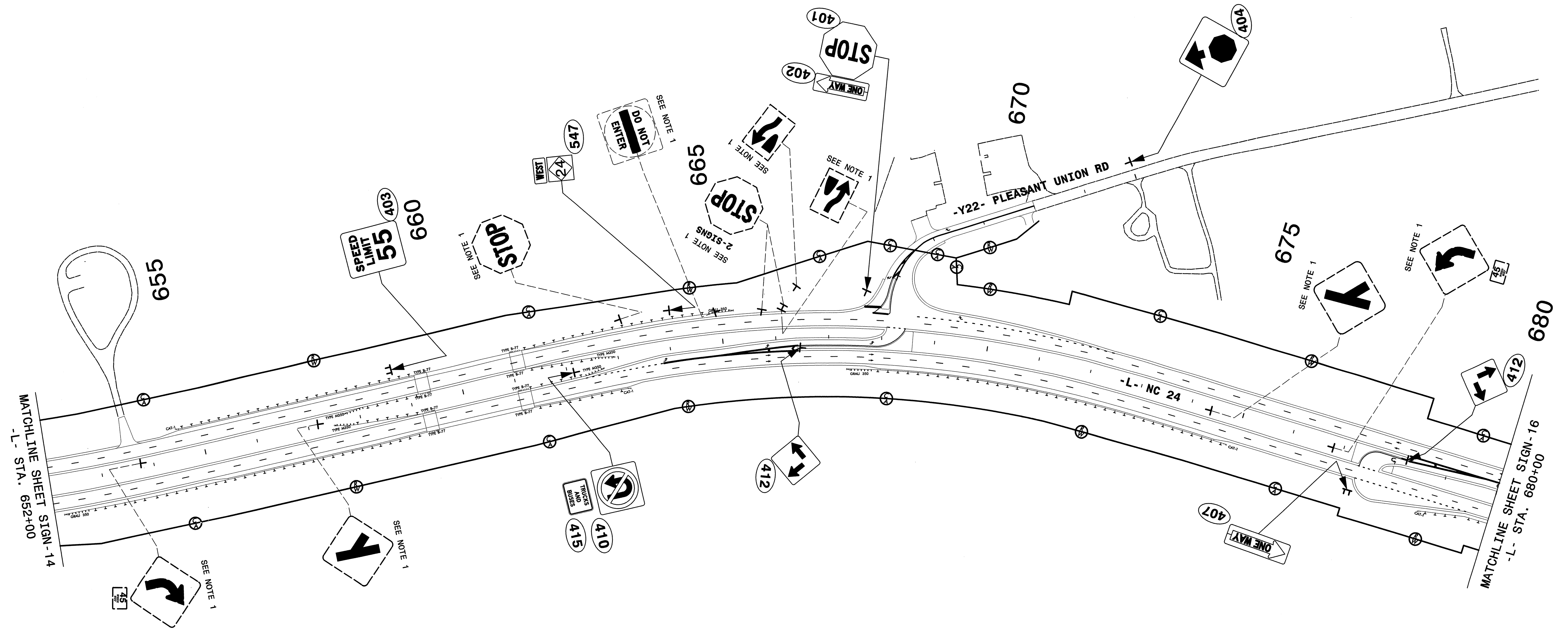



PROJECT NOTES

1 DISPOSAL OF SIGN SYSTEM, U-CHANNEL

PROPOSED & EXISTING SIGNS

I:\2013\Signage\Delinestation\R-2303B\Signing\vr-2303b_sign-plans_SIGN-14.dgn
 Florence & Hutcheson

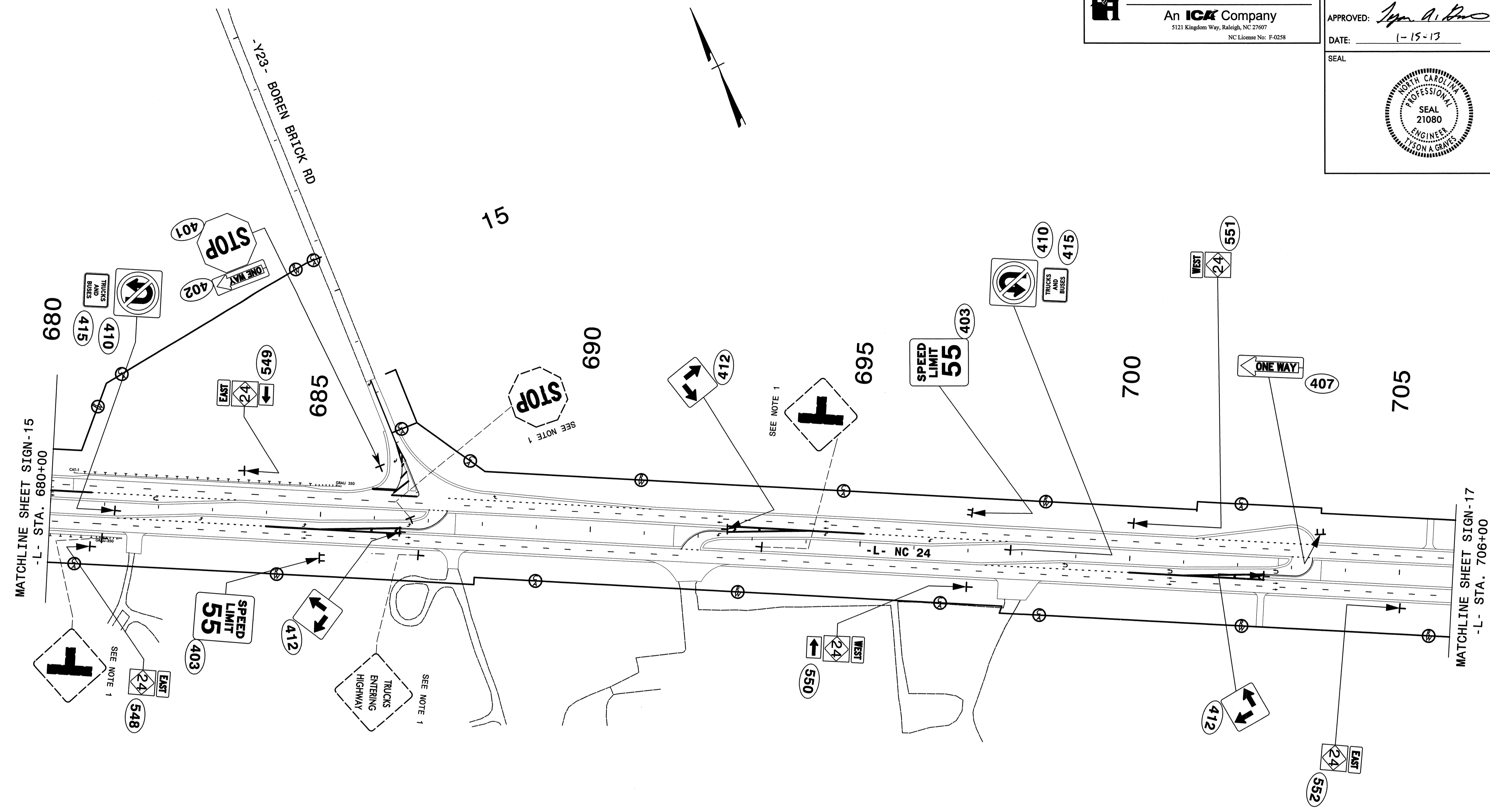



PROJECT NOTES

1 DISPOSAL OF SIGN SYSTEM, U-CHANNEL

PROPOSED & EXISTING SIGNS

1/14/2013
 C:\Users\jg8\Documents\Florence & Hutcheson\Projects\2303B\Sighting\1-2303b_sign-plans_SIGN-15.dgn
 Florence & Hutcheson

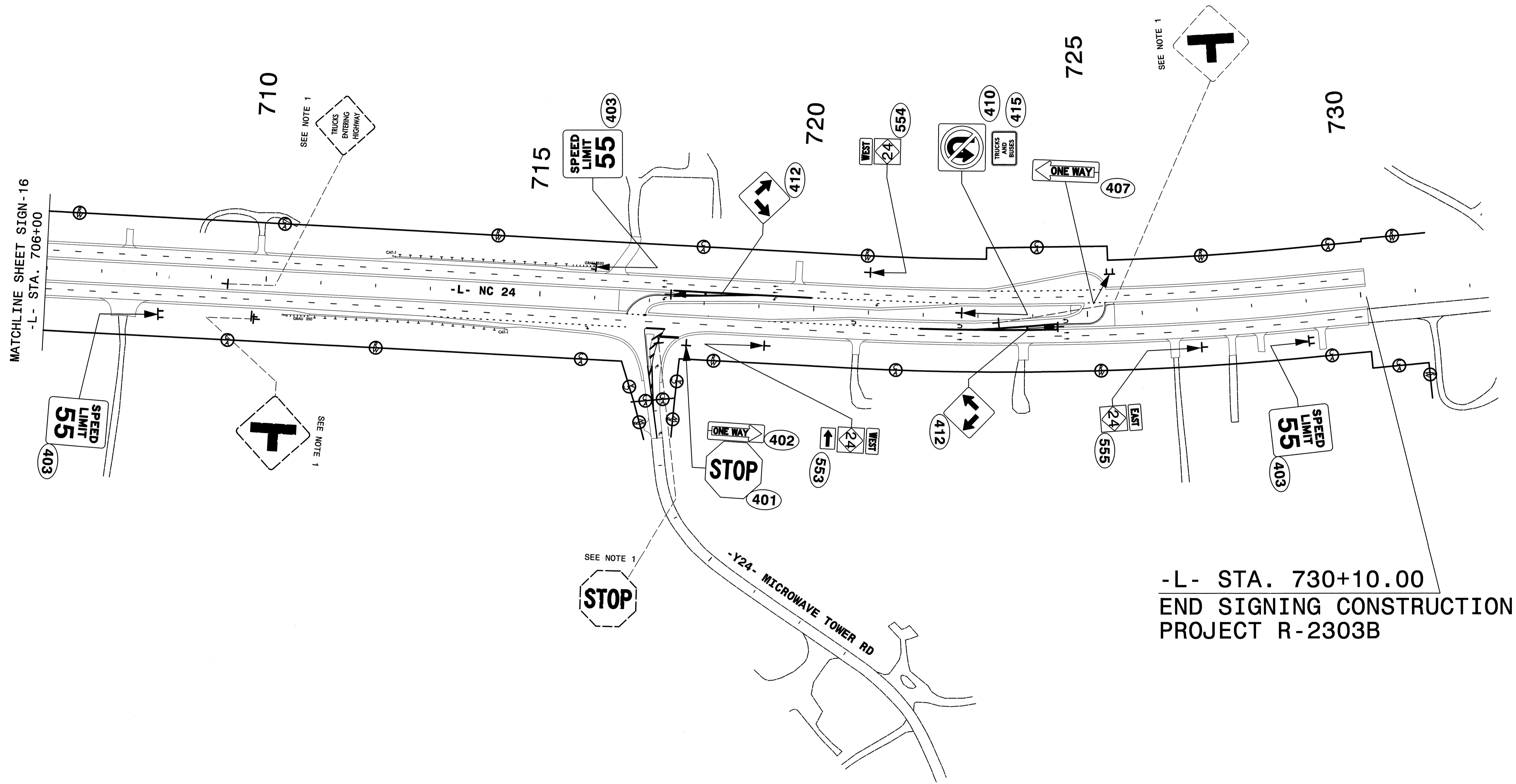


PROJECT NOTES

1 DISPOSAL OF SIGN SYSTEM, U-CHANNEL

PROPOSED & EXISTING SIGNS

2/14/2013 10:46:23 AM C:\Users\jg\Documents\Projects\2303B\SIGN-16.dgn
 Florence & Hutcheson



PROJECT NOTES

1 DISPOSAL OF SIGN SYSTEM, U-CHANNEL

PROPOSED & EXISTING SIGNS

1/14/2013
 P:\Signing&Detailing\Project\R-2303B\Signing\Signing\Sign-plans-sign-plans-SIGN-17.dgn
 Florence & Hutcheson