

T.I.P.: R-2303A

CONTRACT: C202947

**STATE OF NORTH CAROLINA
DEPARTMENT OF TRANSPORTATION**

**SIGNING PLAN
CUMBERLAND COUNTY**

**LOCATION: NC 24 FROM WEST OF SR 1006 (MAXWELL RD / CLINTON RD)
TO SR 1853 (JOHN NUNNERY RD)**

TIP NO. R-2303A	SHEET NO. SIGN-1
APPROVED:	
DATE: 7/18/12	
SEAL	

ROADWAY STANDARD DRAWING

THE FOLLOWING ROADWAY STANDARDS AS APPEAR IN "ROADWAY STANDARD DRAWINGS" - PROJECT SERVICES UNIT - N.C. DEPARTMENT OF TRANSPORTATION - RALEIGH, N.C., DATED JANUARY 2012 ARE APPLICABLE TO THIS PROJECT AND BY REFERENCE HEREBY ARE CONSIDERED A PART OF THESE PLANS:

STD. NO.	TITLE
901.50	ARROWS AND SHIELDS
904.10	ORIENTATION OF GROUND MOUNTED SIGNS
904.50	MOUNTING OF TYPE 'D', 'E' AND 'F' SIGNS ON 'U' CHANNEL POSTS

PROJECT NOTES

1. DISPOSAL OF SIGN SYSTEM, U-CHANNEL
2. DISPOSAL OF SIGN SYSTEM, WOOD

GENERAL NOTES

- . SIGNS FURNISHED BY STATE
- . ALL TYPE 'D' SIGNS SHALL BE MOUNTED ON TWO U-CHANNEL POSTS UNLESS OTHERWISE INDICATED ON THE PLANS.
- . IF REMOVAL OR RELOCATION OF SIGNS ON PRIVATE STREET (NON-STATE MAINTAINED) IS REQUIRED DUE TO CONSTRUCTION, THE CONTRACTOR SHALL INFORM THE ENGINEER. THE WORK WILL BE COMPLETED BY OTHERS.
- . WHEN NOT STATIONED OR DIMENSIONED ON PLANS, ALL 'E' AND 'F' SIGNS SHALL BE FIELD LOCATED BY THE ENGINEER
- . ALL EXISTING SIGNS ON "U" CHANNEL POST WITHIN THE PROJECT LIMITS SHALL BE REMOVED AND DISPOSED OF UNLESS OTHERWISE NOTED ON PLANS.
- . WHEN EXISTING SIGNS ARE REMOVED AND INSTALLED ON NEW SUPPORTS, THE RE-ERECTION SHALL IMMEDIATELY FOLLOW THE REMOVAL.
- . THE BACKGROUND FOR TYPE E & F SIGNS SHALL BE TYPE C REFLECTIVE SHEETING.
- . SEE ROADWAY PLANS FOR GUARD/GUIDE RAIL DETAILS.

SUMMARY OF QUANTITIES


ITEM NO.	ITEM DESCRIPTION	QUANTITY	UNIT
DESC. NO.	SECT. NO.		
4072000000	903	3592	L.F.
4096000000	904	12	EA.
4102000000	904	144	EA.
4108000000	904	36	EA.
4155000000	907	49	EA.
4158000000	907	6	EA.


INDEX

SHEET NO.	DESCRIPTION
SIGN-1	TITLE SHEET
SIGN-2-2B	SIGN DESIGNS
SIGN-3-3A	E AND F SHEETS
SIGN-4-16	SIGN DETAIL SHEETS

PLAN PREPARED BY: N.C.D.O.T. SIGNING AND DELINEATION UNIT

AYMAN ALQUDWAH, PE, CPM SIGNING & DELINEATION REGIONAL ENGINEER
BASIR A. RASHID SIGNING & DELINEATION PROJECT DESIGN ENGINEER



TIP NO. R-2303A	SHEET NO. SIGN-2
APPROVED: <i>[Signature]</i>	
DATE: 6/4/12	
SEAL	
	

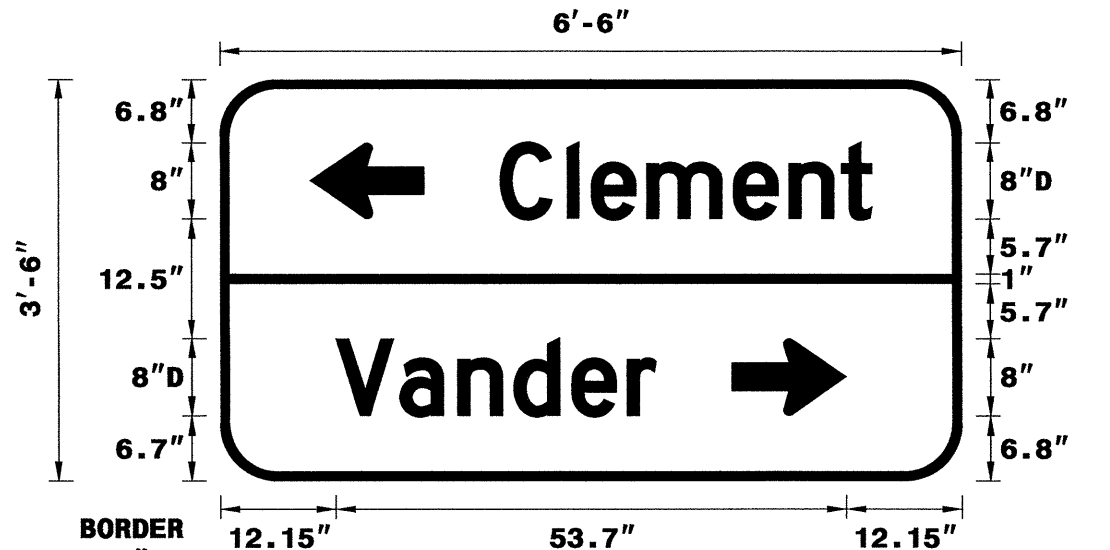
SIGN NUMBER: 301
TYPE: D
QUANTITY: 1
SIGN WIDTH: 6'-0"
HEIGHT: 3'-6"
TOTAL AREA: 22.8 Sq.Ft.
BORDER TYPE: FLUSH
RECESS: 0"
WIDTH: 1"
RADIUS: 6"
NO. Z BARS: 1
LENGTH:

BACKG COLOR: Green / Green
COPY COLOR: White

SYMBOL	X	Y	WID	HT
AR_Type D	9.4	27.3	8	12
AR_Type D	53.8	6.8	8	12

MAT'L: 0.125" (3.2 mm) ALUMINUM

DESIGN BY: B. RASHID
PROJECT ID: R-2303A
CHECKED BY: DIV: 6
DATE: Mar 26, 2012



USE NOTES: 1,2
1. Legend and border (except those that are colored black) shall be direct applied Grade C sheeting.
2. Background shall be Grade C reflective sheeting.

Spacing Factor is 1 unless specified otherwise

LETTER POSITIONS

Letter spacings are to start of next letter

Series/Size	Text Length
D 2000	39.1
D 2000	33.7

FILENAME: R-2303A_Sign Designs
NORTH CAROLINA D.O.T. SIGN DETAIL

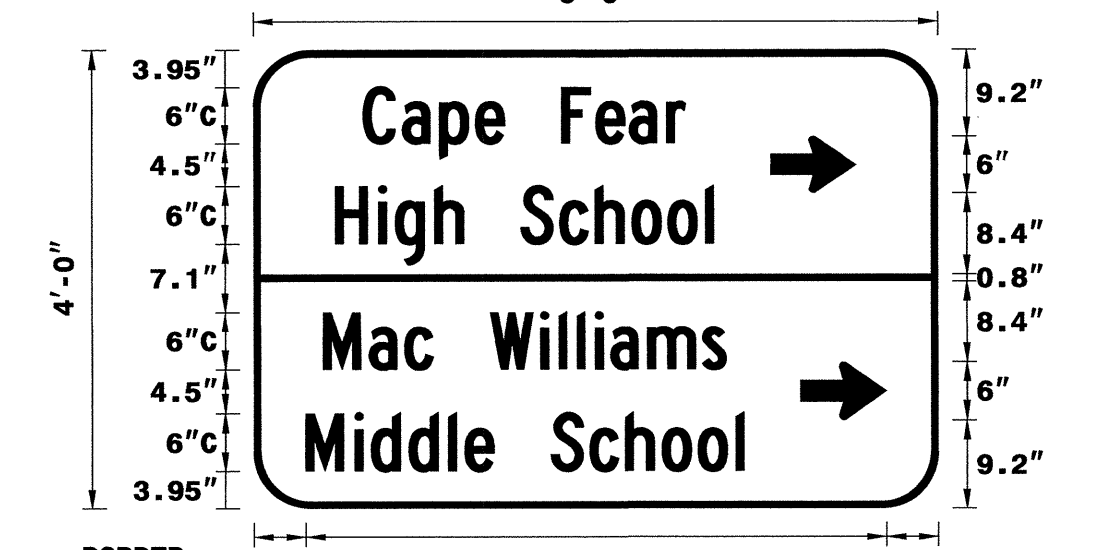
SIGN NUMBER: 302
TYPE: D
QUANTITY: 1
SIGN WIDTH: 6'-0"
HEIGHT: 4'-0"
TOTAL AREA: 24.0 Sq.Ft.
BORDER TYPE: FLUSH
RECESS: 0"
WIDTH: 0.75"
RADIUS: 6"
NO. Z BARS: 1
LENGTH:

BACKG COLOR: Green / Green
COPY COLOR: White

SYMBOL	X	Y	WID	HT
AR_Type D	54.4	32.8	6	9
AR_Type D	57.5	9.2	6	9

MAT'L: 0.125" (3.2 mm) ALUMINUM

DESIGN BY: B. RASHID
PROJECT ID: R-2303A
CHECKED BY: DIV: 6
DATE: Mar 19, 2012



USE NOTES: 1,2
1. Legend and border (except those that are colored black) shall be direct applied Grade C sheeting.
2. Background shall be Grade C reflective sheeting.

Spacing Factor is 1 unless specified otherwise

LETTER POSITIONS

Letter spacings are to start of next letter

Series/Size	Text Length
C 2000	33.9
C 2000	39.8
C 2000	42.4
C 2000	46.1

FILENAME: R-2303A_Sign Designs
NORTH CAROLINA D.O.T. SIGN DETAIL

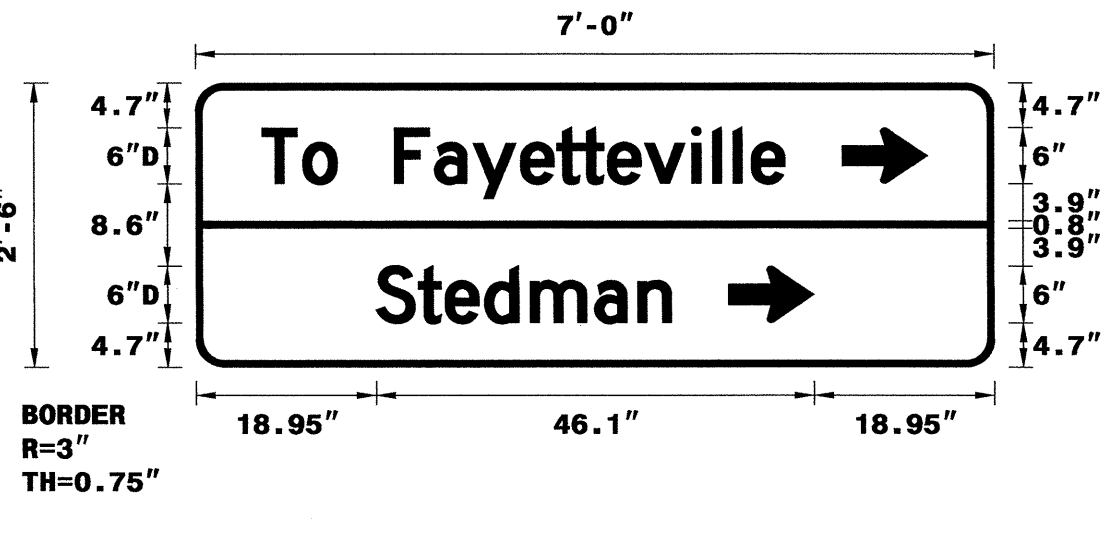
SIGN NUMBER: 303
TYPE: D
QUANTITY: 1
SIGN WIDTH: 6'-0"
HEIGHT: 2'-6"
TOTAL AREA: 15.0 Sq.Ft.
BORDER TYPE: FLUSH
RECESS: 0"
WIDTH: 0.75"
RADIUS: 3"
NO. Z BARS: 1
LENGTH:

BACKG COLOR: Green / Green
COPY COLOR: White

SYMBOL	X	Y	WID	HT
AR_Type D	57	19.3	6	9
AR_Type D	55.1	4.7	6	9

MAT'L: 0.125" (3.2 mm) ALUMINUM

DESIGN BY: B. RASHID
PROJECT ID: R-2303A
CHECKED BY: DIV: 6
DATE: Feb 22, 2012



USE NOTES: 1,2
1. Legend and border (except those that are colored black) shall be direct applied Grade C sheeting.
2. Background shall be Grade C reflective sheeting.

Spacing Factor is 1 unless specified otherwise

LETTER POSITIONS

Letter spacings are to start of next letter

Series/Size	Text Length
D 2000	45
D 2000	41.1

FILENAME: R-2303A_Signs
NORTH CAROLINA D.O.T. SIGN DETAIL

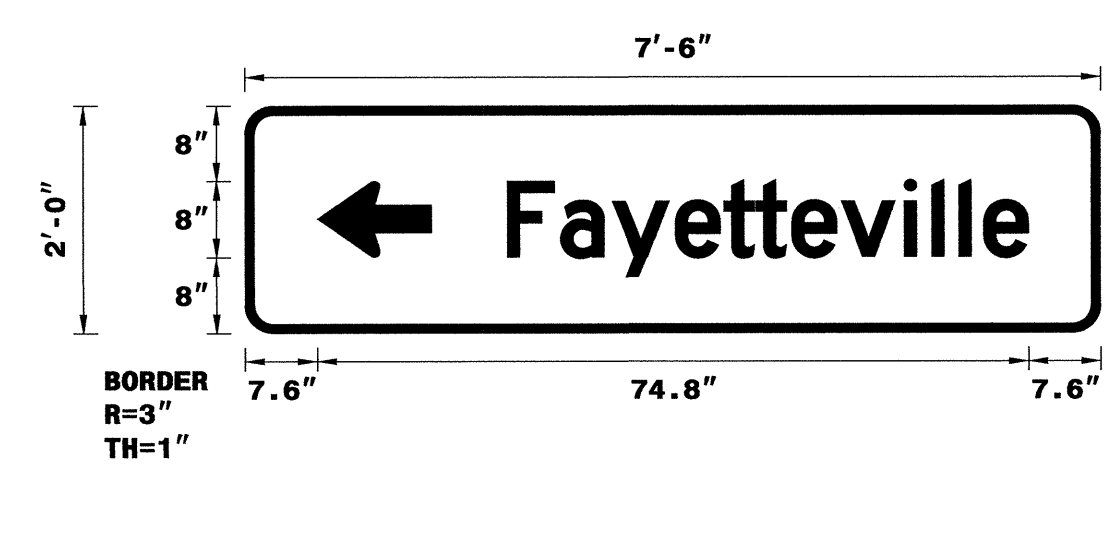
SIGN NUMBER: 304
TYPE: D
QUANTITY: 1
SIGN WIDTH: 7'-6"
HEIGHT: 2'-0"
TOTAL AREA: 15.0 Sq.Ft.
BORDER TYPE: FLUSH
RECESS: 0"
WIDTH: 1"
RADIUS: 3"
NO. Z BARS: 1
LENGTH:

BACKG COLOR: Green
COPY COLOR: White

SYMBOL	X	Y	WID	HT
AR_Type D	7.6	8	8	12

MAT'L: 0.125" (3.2 mm) ALUMINUM

DESIGN BY: B. RASHID
PROJECT ID: R-2303A
CHECKED BY: DIV: 6
DATE: Mar 26, 2012



USE NOTES: 1,2
1. Legend and border (except those that are colored black) shall be direct applied Grade C sheeting.
2. Background shall be Grade C reflective sheeting.

Spacing Factor is 1 unless specified otherwise


LETTER POSITIONS

Letter spacings are to start of next letter

Series/Size	Text Length
D 2000	54.8

FILENAME: R-2303A_Sign Designs
NORTH CAROLINA D.O.T. SIGN DETAIL

**SIGN DESIGNS
(TYPE "D" SIGNS)**



SIGN NUMBER: 305
TYPE: D
QUANTITY: 1
SIGN WIDTH: 6'-6"
HEIGHT: 3'-6"
TOTAL AREA: 22.8 Sq.Ft.
BORDER TYPE: FLUSH
RECESS: 0"
WIDTH: 1"
RADIUS: 6"
NO. Z BARS: LENGTH:

BACKG COLOR: Green / Green
COPY COLOR: White
SYMBOL X Y WID HT
AR_Type D 12.2 27.3 8 12
AR_Type D 56.6 6.7 8 12
MAT'L: 0.125" (3.2 mm) ALUMINUM

DESIGN BY: B. RASHID
PROJECT ID: R-2303A
CHECKED BY: DIV: 6
DATE: Mar 26, 2012

BORDER R=6" TH=1"
Spacing Factor is 1 unless specified otherwise

LETTER POSITIONS

Letter spacings are to start of next letter

Series/Size	Text Length
D 2000	33.7
D 2000	39.1

FILENAME: R-2303A_Sign Designs NORTH CAROLINA D.O.T. SIGN DETAIL

SIGN NUMBER: 306
TYPE: D
QUANTITY: 1
SIGN WIDTH: 6'-0"
HEIGHT: 4'-0"
TOTAL AREA: 24.0 Sq.Ft.
BORDER TYPE: FLUSH
RECESS: 0"
WIDTH: 0.75"
RADIUS: 6"
NO. Z BARS: LENGTH:

BACKG COLOR: Green / Green
COPY COLOR: White
SYMBOL X Y WID HT
AR_Type D 8.6 32.8 6 9
AR_Type D 55.5 9.2 6 9
MAT'L: 0.125" (3.2 mm) ALUMINUM

DESIGN BY: B. RASHID
PROJECT ID: R-2303A
CHECKED BY: DIV: 6
DATE: Mar 19, 2012

BORDER R=6" TH=0.75"
Spacing Factor is 1 unless specified otherwise

LETTER POSITIONS

Letter spacings are to start of next letter

Series/Size	Text Length
C 2000	33.9
C 2000	39.8
C 2000	42.4
C 2000	46.1

FILENAME: R-2303A_Sign Designs NORTH CAROLINA D.O.T. SIGN DETAIL

SIGN NUMBER: 307
TYPE: D
QUANTITY: 1
SIGN WIDTH: 6'-0"
HEIGHT: 2'-6"
TOTAL AREA: 15.0 Sq.Ft.
BORDER TYPE: FLUSH
RECESS: 0"
WIDTH: 0.75"
RADIUS: 3"
NO. Z BARS: LENGTH:

BACKG COLOR: Green / Green
COPY COLOR: White
SYMBOL X Y WID HT
AR_Type D 57 19.3 6 9
AR_Type D 55.1 4.7 6 9
MAT'L: 0.125" (3.2 mm) ALUMINUM

DESIGN BY: B. RASHID
PROJECT ID: R-2303A
CHECKED BY: DIV: 6
DATE: Feb 22, 2012

BORDER R=3" TH=0.75"
Spacing Factor is 1 unless specified otherwise

LETTER POSITIONS

Letter spacings are to start of next letter

Series/Size	Text Length
D 2000	45
D 2000	41.1

FILENAME: R-2303A_Signs NORTH CAROLINA D.O.T. SIGN DETAIL

SIGN NUMBER: 308,311
TYPE: D
QUANTITY: 2
SIGN WIDTH: 6'-6"
HEIGHT: 2'-0"
TOTAL AREA: 13.0 Sq.Ft.
BORDER TYPE: FLUSH
RECESS: 0"
WIDTH: 1"
RADIUS: 3"
NO. Z BARS: LENGTH:

BACKG COLOR: Green
COPY COLOR: White
SYMBOL X Y WID HT
AR_Type D 8.3 8 8 12
MAT'L: 0.125" (3.2 mm) ALUMINUM

DESIGN BY: B. RASHID
PROJECT ID: R-2303A
CHECKED BY: DIV: 6
DATE: Mar 26, 2012

BORDER R=3" TH=1"
Spacing Factor is 1 unless specified otherwise

LETTER POSITIONS

Letter spacings are to start of next letter

Series/Size	Text Length
D 2000	41.4

FILENAME: R-2303A_Sign Designs NORTH CAROLINA D.O.T. SIGN DETAIL


**SIGN DESIGNS
(TYPE "D" SIGNS)**

TIP NO. R-2303A SHEET NO. SIGN-2B

APPROVED: *[Signature]*

DATE: 6/4/12

SEAL



SIGN NUMBER: 309
TYPE: D
QUANTITY: 1

BACKG COLOR: Green
COPY COLOR: White

SYMBOL	X	Y	WID	HT


SIGN WIDTH: 3'-6"
HEIGHT: 2'-0"
TOTAL AREA: 7.0 Sq.Ft.

BORDER TYPE: FLUSH
RECESS: 0"
WIDTH: 0.75"
RADII: 3"

MAT'L: 0.125" (3.2 mm) ALUMINUM

NO. Z BARS: LENGTH:

DESIGN BY: B. RASHID
PROJECT ID: R-2303A
CHECKED BY: DIV: 6
DATE: May 22, 2012



BORDER R=3" TH=0.75"

USE NOTES: 1,2

- Legend and border(except those that are colored black) shall be direct applied Grade C sheeting.
- Background shall be Grade C reflective sheeting.

Spacing Factor is 1 unless specified otherwise

LETTER POSITIONS

Letter spacings are to start of next letter

Series/Size	Text Length
D 2000	31.1
D 2000	25.2

FILENAME: R-2303A_Sign Designs NORTH CAROLINA D.O.T. SIGN DETAIL

SIGN NUMBER: 310
TYPE: D
QUANTITY: 1

BACKG COLOR: Green
COPY COLOR: White

SYMBOL	X	Y	WID	HT

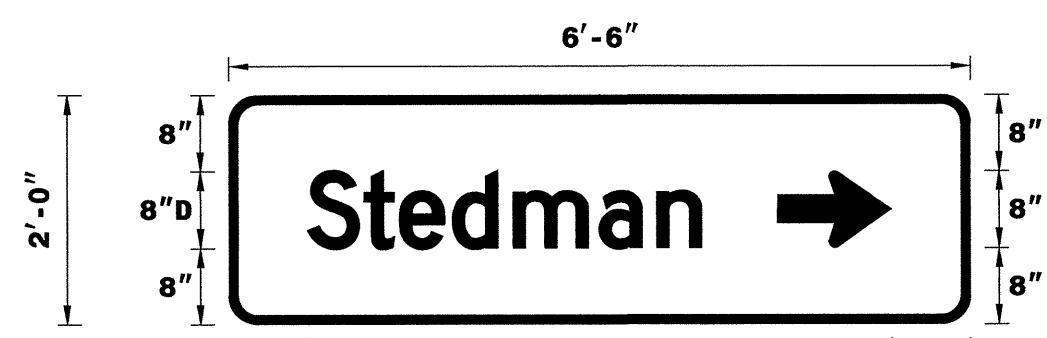
SIGN WIDTH: 6'-6"
HEIGHT: 2'-0"
TOTAL AREA: 13.0 Sq.Ft.

BORDER TYPE: FLUSH
RECESS: 0"
WIDTH: 1"
RADII: 3"

MAT'L: 0.125" (3.2 mm) ALUMINUM

NO. Z BARS: LENGTH:

DESIGN BY: B. RASHID
PROJECT ID: R-2303A
CHECKED BY: DIV: 6
DATE: Mar 26, 2012



BORDER R=3" TH=1"

USE NOTES: 1,2

- Legend and border(except those that are colored black) shall be direct applied Grade C sheeting.
- Background shall be Grade C reflective sheeting.

Spacing Factor is 1 unless specified otherwise

LETTER POSITIONS

Letter spacings are to start of next letter

Series/Size	Text Length
D 2000	41.4

FILENAME: R-2303A_Sign Designs NORTH CAROLINA D.O.T. SIGN DETAIL

SIGN NUMBER: 312
TYPE: D
QUANTITY: 1

BACKG COLOR: Green
COPY COLOR: White

SYMBOL	X	Y	WID	HT

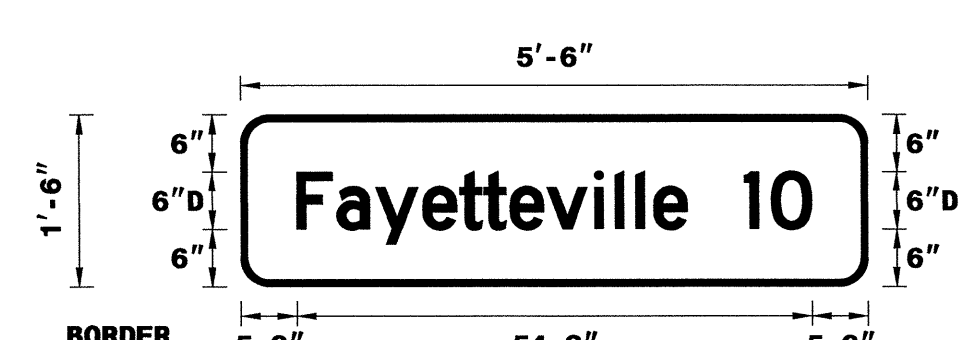
SIGN WIDTH: 5'-6"
HEIGHT: 1'-6"
TOTAL AREA: 8.3 Sq.Ft.

BORDER TYPE: FLUSH
RECESS: 0"
WIDTH: 0.75"
RADII: 3"

MAT'L: 0.125" (3.2 mm) ALUMINUM

NO. Z BARS: LENGTH:

DESIGN BY: B. RASHID
PROJECT ID: R-2303A
CHECKED BY: DIV: 6
DATE: Feb 22, 2012



BORDER R=3" TH=0.75"

USE NOTES: 1,2

- Legend and border(except those that are colored black) shall be direct applied Grade C sheeting.
- Background shall be Grade C reflective sheeting.

Spacing Factor is 1 unless specified otherwise

LETTER POSITIONS

Letter spacings are to start of next letter

Series/Size	Text Length
D 2000	54.2

FILENAME: R-2303A_Signs NORTH CAROLINA D.O.T. SIGN DETAIL

SIGN NUMBER: 417
TYPE: E
QUANTITY: X

BACKG COLOR: White
COPY COLOR: Black

SYMBOL	X	Y	WID	HT


SIGN WIDTH: 2'-0"
HEIGHT: 1'-6"
TOTAL AREA: 3.0 Sq.Ft.

BORDER TYPE: RECESSED
RECESS: 0.38"
WIDTH: 0.63"
RADII: 1.5"

MAT'L: 0.063" (1.6 mm) ALUMINUM

NO. Z BARS: LENGTH:

DESIGN BY: B. RASHID
PROJECT ID: R-2303A
CHECKED BY: DIV: 6
DATE: Feb 22, 2012



BORDER R=1.5" TH=0.63" IN=0.38"

USE NOTES:

- Legend and border shall be direct applied Grade C sheeting.
- Background shall be Grade C reflective sheeting.

Spacing Factor is 1 unless specified otherwise

LETTER POSITIONS


Letter spacings are to start of next letter

Series/Size	Text Length
D 2000	14.7
D 2000	7.8
D 2000	11.9


FILENAME: r2510a_sgn_gu4dsign NORTH CAROLINA D.O.T. SIGN DETAIL

**SIGN DESIGNS
(TYPE "D" & "E" SIGNS)**

3-MAY-2012 11:19 P:\TIPF\Projects\TIPF\2303A\Tranf\Signing\CADD\Signing Layout Plans\R-2303A_Sheet-1-3.dgn
brashid AT 12:47:59

TIP NO. R-2303A SHEET NO. SIGN-3
 APPROVED: *[Signature]*
 DATE: 7/18/12
 SEAL



401 QUANTITY REQ'D 9



30 X 36
R2-1

ONE "U" POST PER SIGN


402 QUANTITY REQ'D 3



24 X 30
R2-1

ONE "U" POST PER SIGN


403 QUANTITY REQ'D 17



36 X 36
R1-1

MOUNT BELOW SIGN 404
IN 13. INSTALLATION

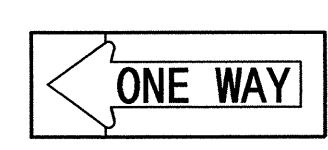
404 QUANTITY REQ'D 19



54 X 18
R6-1 (R)

TWO "U" POSTS PER SIGN

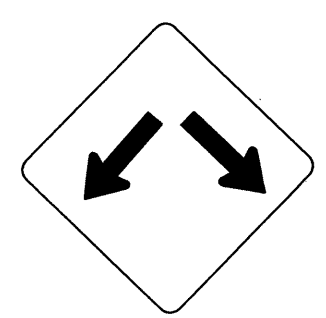
405 QUANTITY REQ'D 19



54 X 18
R6-1 (L)

TWO "U" POSTS PER SIGN


406 QUANTITY REQ'D 26



36 X 36
W12-1

ONE "U" POST PER SIGN

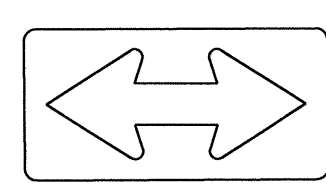
407 QUANTITY REQ'D 2



36 X 36
W6-3

ONE "U" POST PER SIGN


408 QUANTITY REQ'D 3



48 X 24
W1-7

TWO "U" POSTS PER SIGN


409 QUANTITY REQ'D 4



30 X 30
W3-1

ONE "U" POST PER SIGN


410 QUANTITY REQ'D 2



36 X 36
R3-7

ONE "U" POST PER SIGN


411 QUANTITY REQ'D 1



36 X 36
W4-2(L)

ONE "U" POST PER SIGN


412 QUANTITY REQ'D 1



30 X 30
W14-1

ONE "U" POST PER SIGN


413 QUANTITY REQ'D 5



30 X 36
R2-1

ONE "U" POST PER SIGN

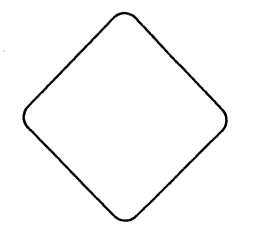
414 QUANTITY REQ'D 1



36 X 36
W18-11

ONE "U" POST PER SIGN


415 QUANTITY REQ'D 6



18 X 18
OM4-3

ONE "U" POST PER SIGN
(RED COLOR)


416 QUANTITY REQ'D 2



24 X 24
R3-4

ONE "U" POST PER SIGN


417 QUANTITY REQ'D 2



24 X 18
(SEE SIGN DESIGN SHEET SIGN-2A)

MOUNT BELOW SIGN 418
IN .2. INSTALLATION


418 QUANTITY REQ'D 3



30 X 30
R1-1

ONE "U" POST PER SIGN


419 QUANTITY REQ'D 1



30 X 30
W14-2

ONE "U" POST PER SIGN


420 QUANTITY REQ'D 2



24 X 24
I-8

ONE "U" POST PER SIGN

421 QUANTITY REQ'D 1




21 X 15
M6-1 (R)

WHITE ARROW/ON GREEN BACKGROUND

MOUNT BELOW SIGN 420
IN .1. INSTALLATION

422 QUANTITY REQ'D 1




21 X 15
M6-1 (L)

WHITE ARROW/ON GREEN BACKGROUND

MOUNT BELOW SIGN 420
IN .1. INSTALLATION


423 QUANTITY REQ'D 2



24 X 30
R2-1

ONE "U" POST PER SIGN


424 QUANTITY REQ'D 1



24 X 30
R2-1

ONE "U" POST PER SIGN


425 QUANTITY REQ'D 4



36 X 36
W3-5


ONE "U" POST PER SIGN

426 QUANTITY REQ'D 1



30 X 30
W3-3


427 QUANTITY REQ'D 2



30 X 30
W11-1

ONE "U" POST PER SIGN

428 QUANTITY REQ'D 2



24 X 18
D11-1

ONE "U" POST PER SIGN

429 QUANTITY REQ'D 2

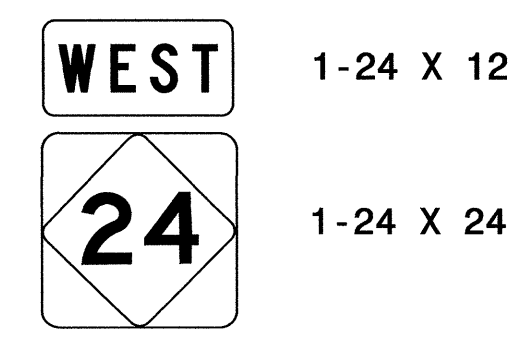


36 X 36 X 36
R1-2

ONE "U" POST PER SIGN

TYPE "E" SIGNS

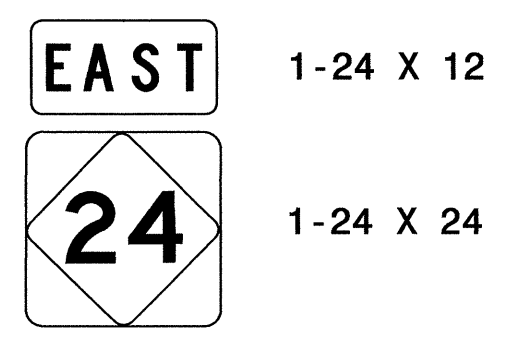
501
 515
 520
 524
 530
 536



WEST 1-24 X 12
 24 1-24 X 24

ONE U-POST PER SIGN

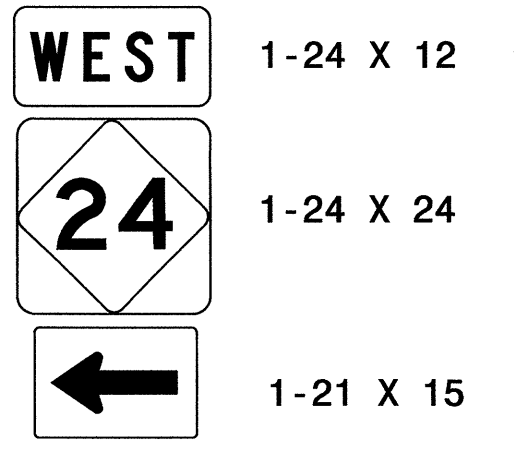
508
 510
 512
 518
 525
 528
 532



EAST 1-24 X 12
 24 1-24 X 24

ONE U-POST PER SIGN

504
 511
 513
 517
 521
 522
 527
 531
 533
 534

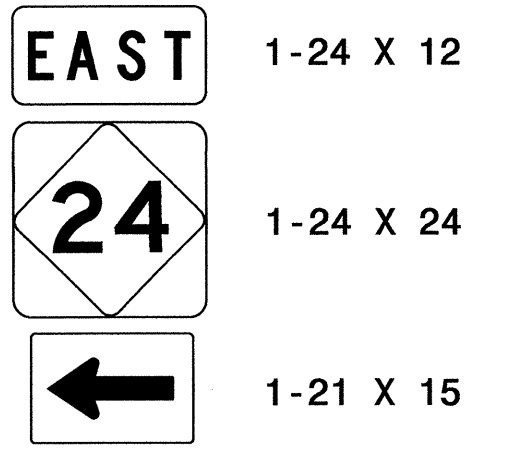


WEST 1-24 X 12
 24 1-24 X 24
 ← 1-21 X 15

SIGN 504 MOUNT BELOW SIGN 304
IN 1 INSTALLATION

ONE U-POST PER SIGN


507
 509
 514
 516
 519
 523
 526
 529
 535



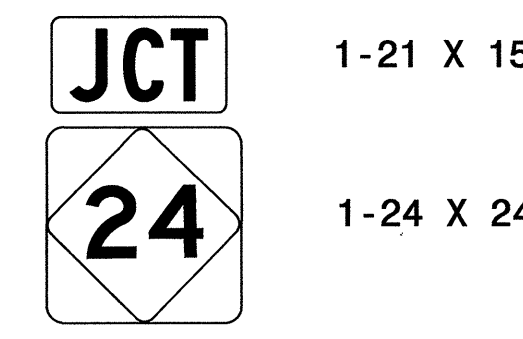
EAST 1-24 X 12
 24 1-24 X 24
 ← 1-21 X 15

SIGN 507 MOUNT BELOW SIGN 308
IN 1 INSTALLATION

ONE U-POST PER SIGN

TIP NO. R-2303A	SHEET NO. SIGN-3A
APPROVED: <i>[Signature]</i>	
DATE: 6/4/12	
SEAL	
	

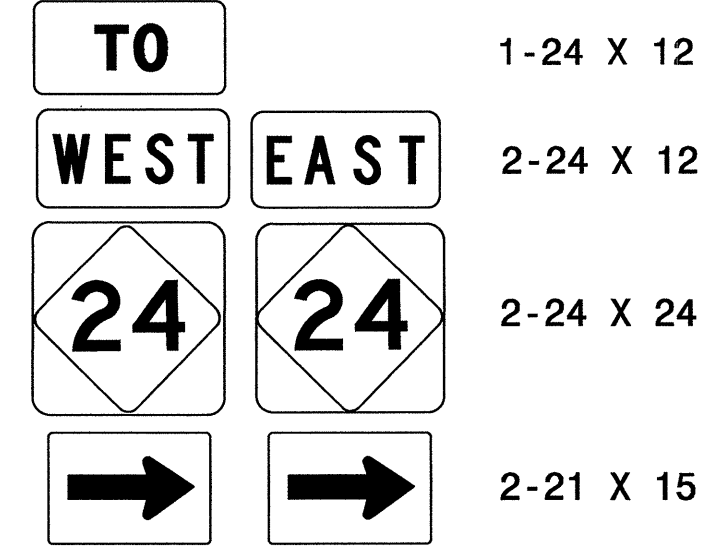
502
 505



JCT 1-21 X 15
 24 1-24 X 24

ONE U-POST PER SIGN

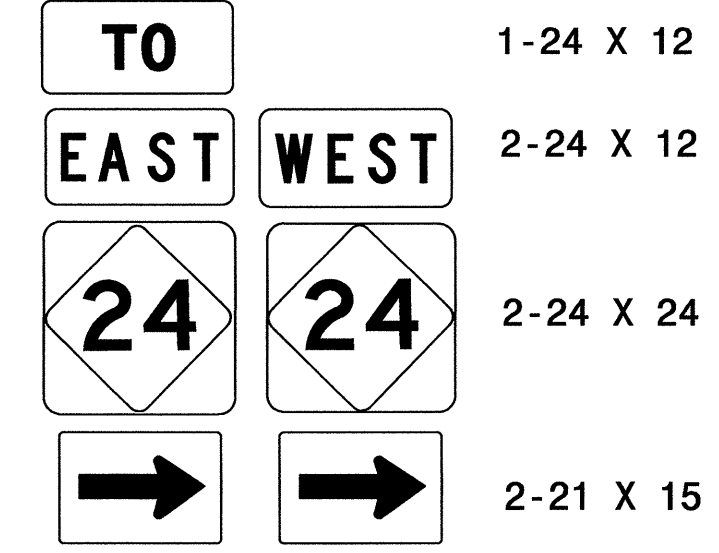
503



TO 1-24 X 12
 WEST EAST 2-24 X 12
 24 24 2-24 X 24
 → → 2-21 X 15

TWO U-POSTS PER SIGN

506




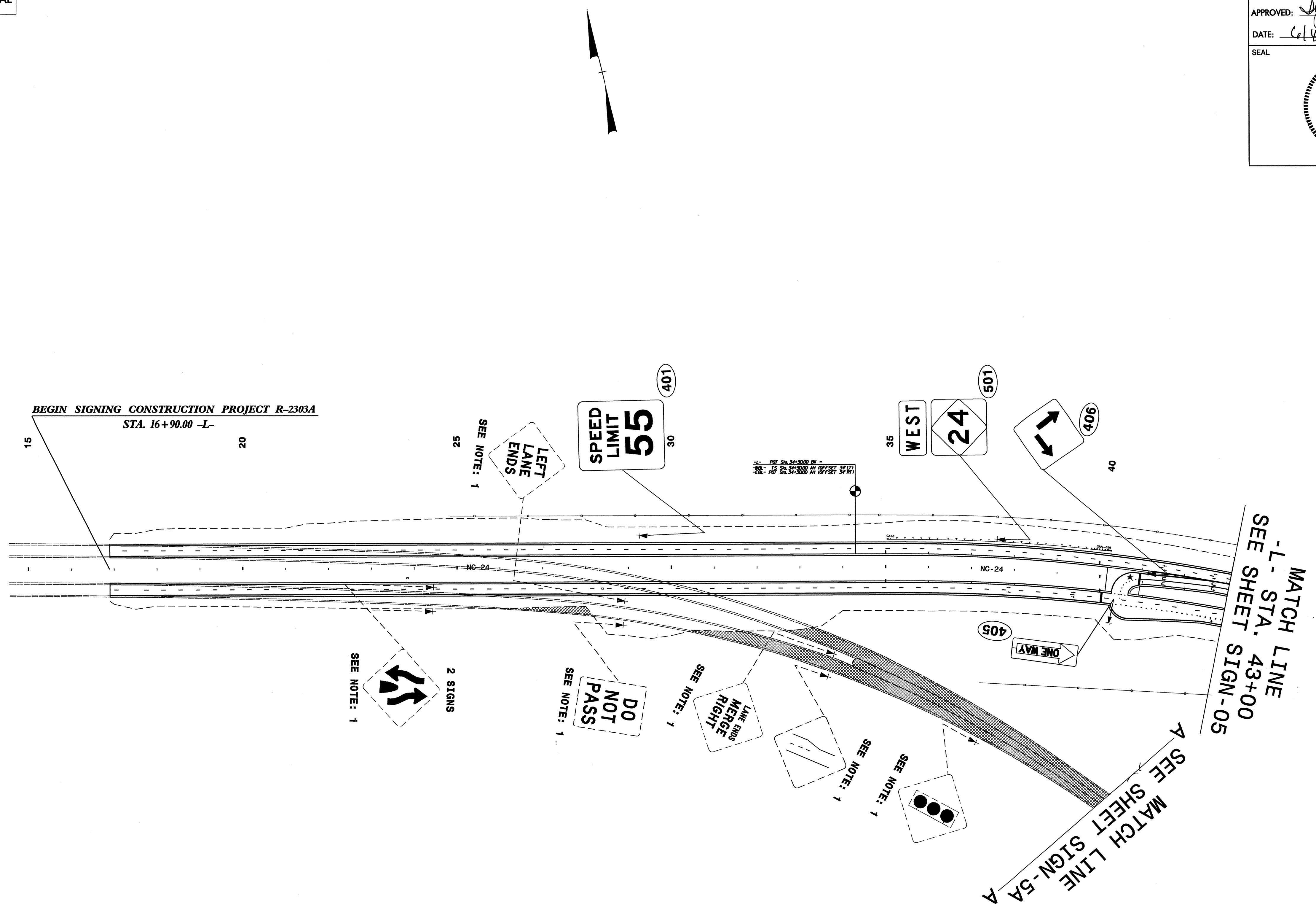
TO 1-24 X 12
 EAST WEST 2-24 X 12
 24 24 2-24 X 24
 → → 2-21 X 15

TWO U-POSTS PER SIGN

TYPE "F" SIGNS

★ PROPOSED SIGNAL

TIP NO. R-2303A	SHEET NO. SIGN-4
APPROVED: <i>[Signature]</i>	
DATE: 6/14/12	
SEAL	
	



PROJECT NOTES


- 1. DISPOSAL OF SIGN SYSTEM, U-CHANNEL
- 2. DISPOSAL OF SIGN SYSTEM, WOOD

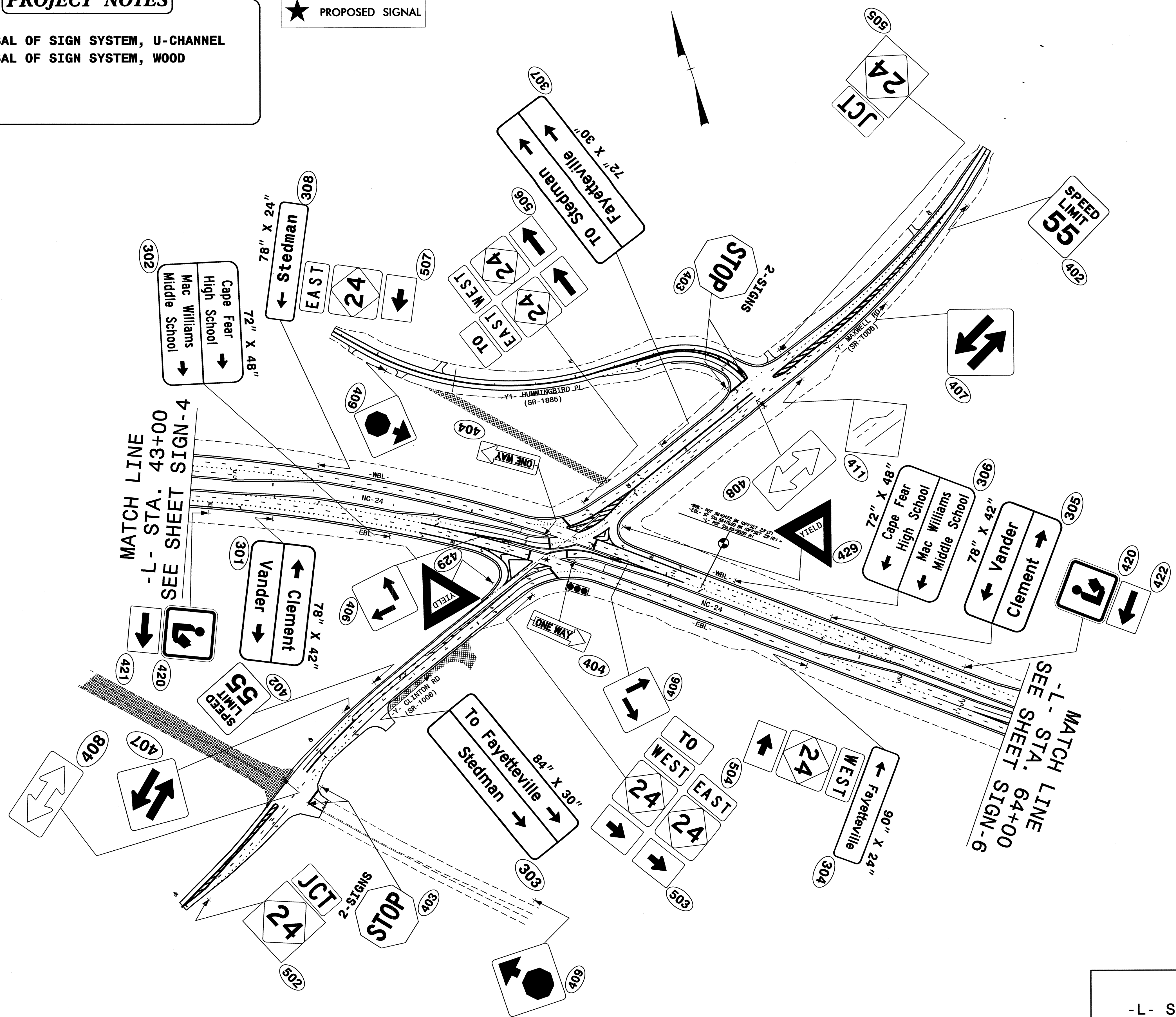
PROPOSED AND EXISTING SIGNS
-L- STA. 15+00 TO STA. 43+00

PROJECT NOTES

1. DISPOSAL OF SIGN SYSTEM, U-CHANNEL
2. DISPOSAL OF SIGN SYSTEM, WOOD

★ PROPOSED SIGNAL

TIP NO. R-2303A	SHEET NO. SIGN-5
APPROVED: <i>[Signature]</i>	
DATE: 7/18/12	
SEAL	
	



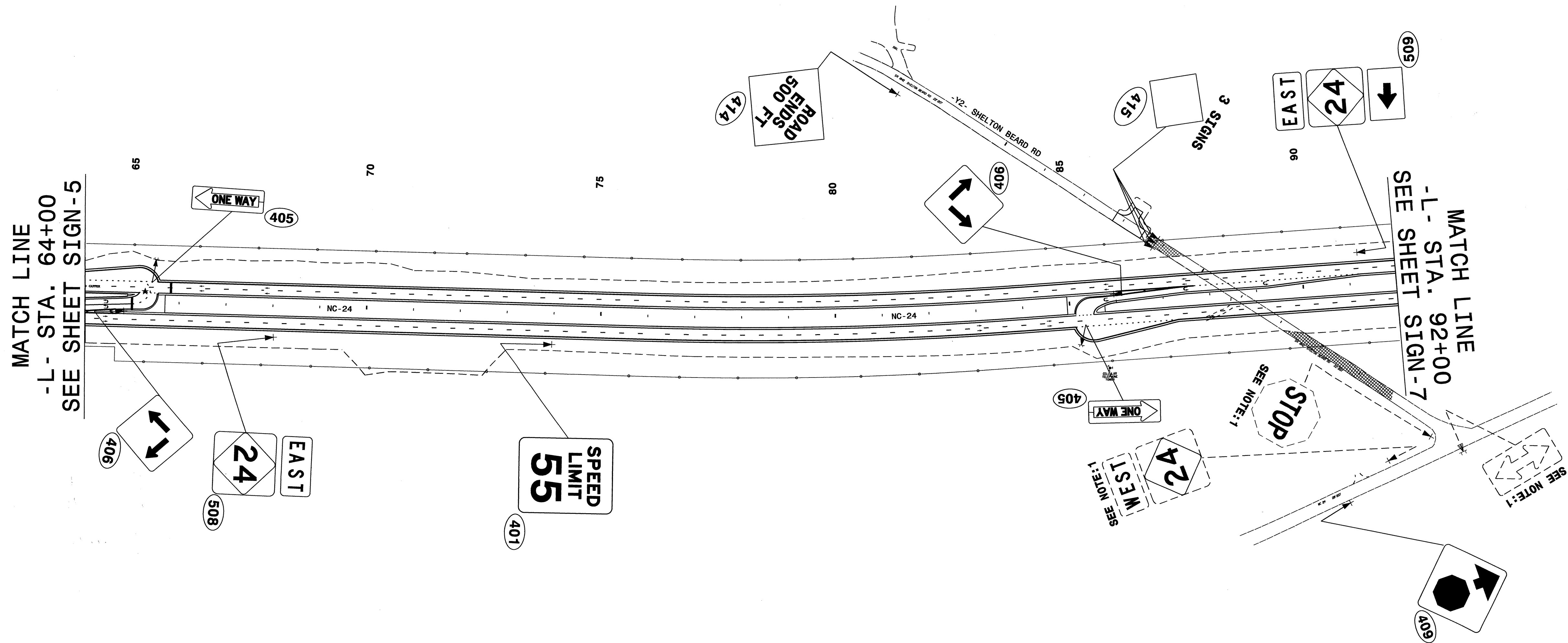
MATCH LINE
-L- STA. 43+00
SEE SHEET SIGN-4

MATCH LINE
-L- STA. 64+00
SEE SHEET SIGN-6

PROPOSED SIGNS
 -L- STA. 43+00 TO STA. 64+00
 -Y- STA. 17+85 TO STA. 45+10

★ PROPOSED SIGNAL


TIP NO. R-2303A	SHEET NO. SIGN-6
APPROVED: <i>Shawn D. [Signature]</i>	
DATE: 6/4/12	
SEAL	

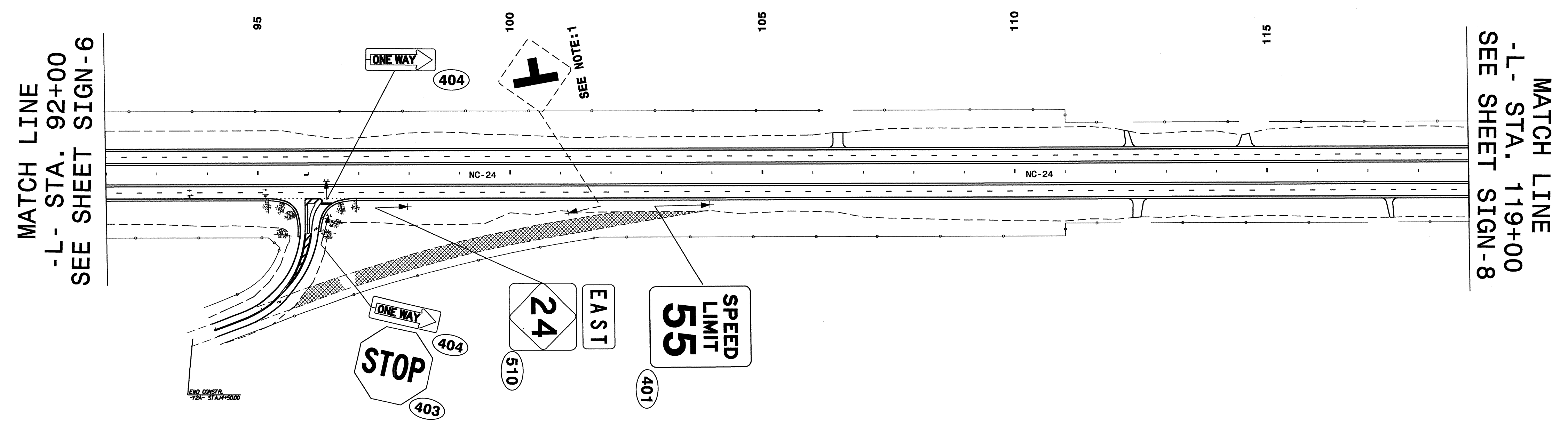


PROJECT NOTES

1. DISPOSAL OF SIGN SYSTEM, U-CHANNEL
2. DISPOSAL OF SIGN SYSTEM, WOOD

PROPOSED AND EXISTING SIGNS
-L- STA. 64+00 TO STA. 92+00


TIP NO. R-2303A	SHEET NO. SIGN-7
APPROVED: <i>[Signature]</i>	
DATE: 6/4/12	
SEAL	
	

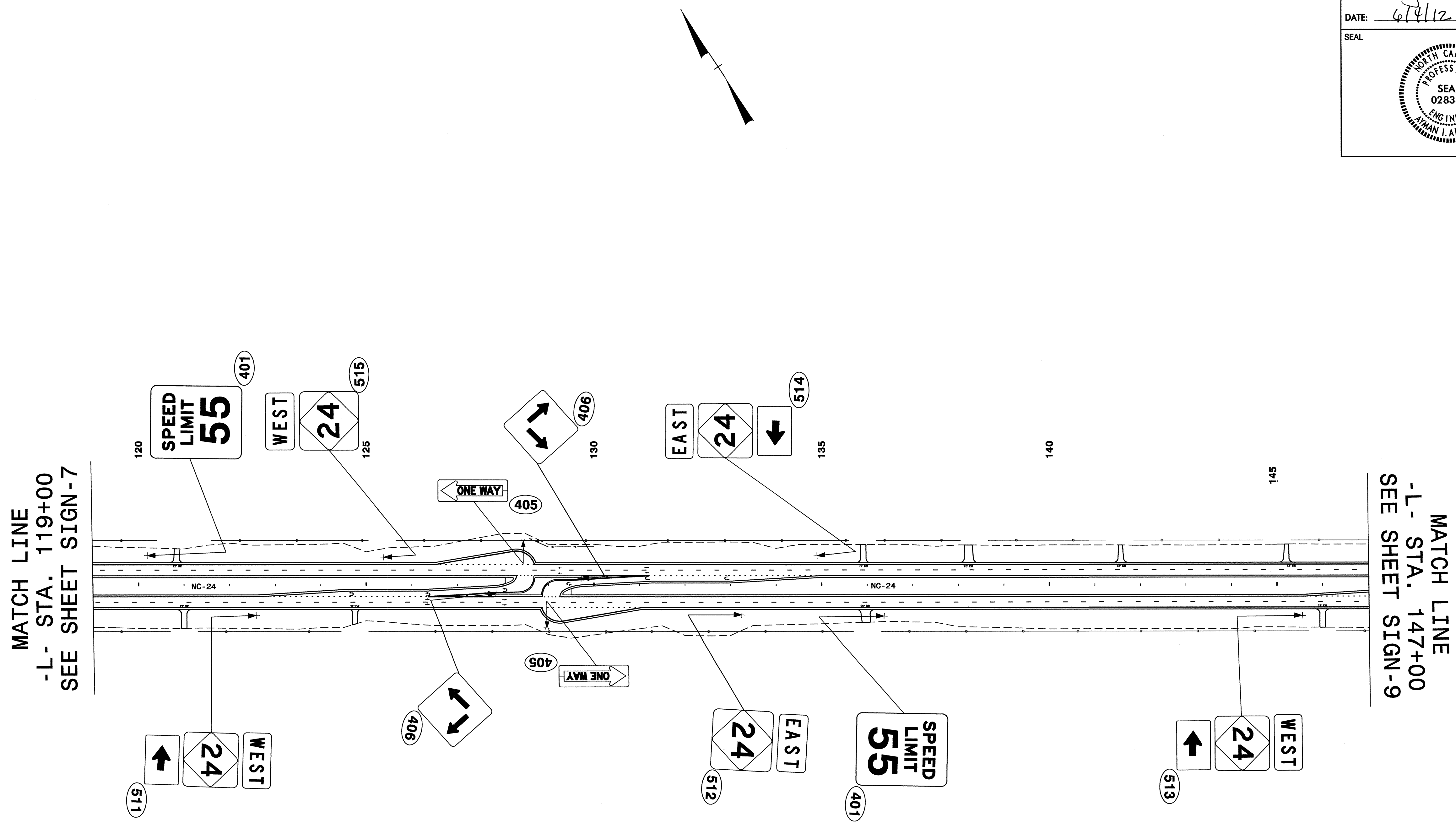


PROJECT NOTES

1. DISPOSAL OF SIGN SYSTEM, U-CHANNEL
2. DISPOSAL OF SIGN SYSTEM, WOOD

PROPOSED AND EXISTING SIGNS
-L- STA. 92+00 TO STA. 119+00

TIP NO. R-2303A	SHEET NO. SIGN-8
APPROVED: <i>[Signature]</i>	
DATE: 6/4/12	
SEAL	
	



MATCH LINE
-L- STA. 119+00
SEE SHEET SIGN-7

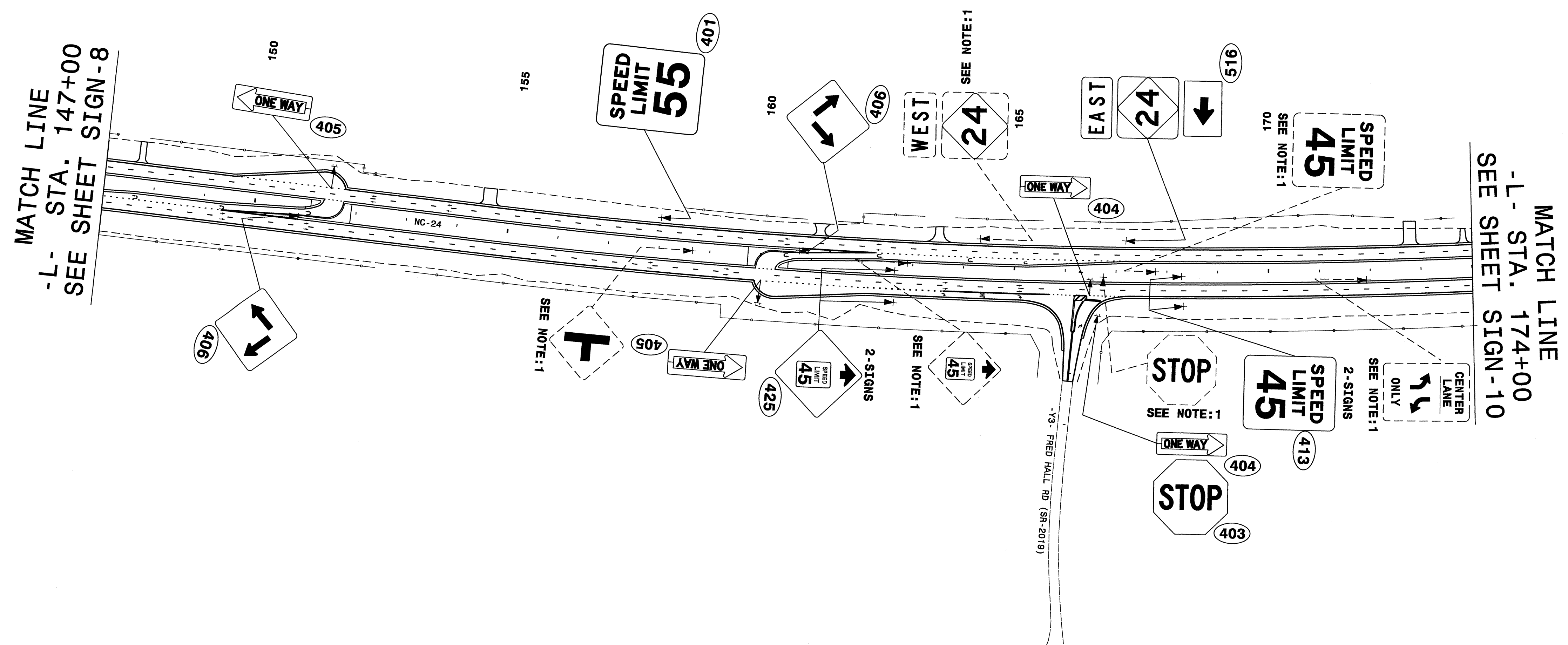
MATCH LINE
-L- STA. 147+00
SEE SHEET SIGN-9

PROJECT NOTES

1. DISPOSAL OF SIGN SYSTEM, U-CHANNEL
2. DISPOSAL OF SIGN SYSTEM, WOOD

PROPOSED SIGNS
-L- STA. 119+00 TO STA. 147+00

TIP NO. R-2303A	SHEET NO. SIGN-9
APPROVED: <i>[Signature]</i>	
DATE: <i>6/11/12</i>	
SEAL	



MATCH LINE
-L- STA. 147+00
SEE SHEET SIGN-8

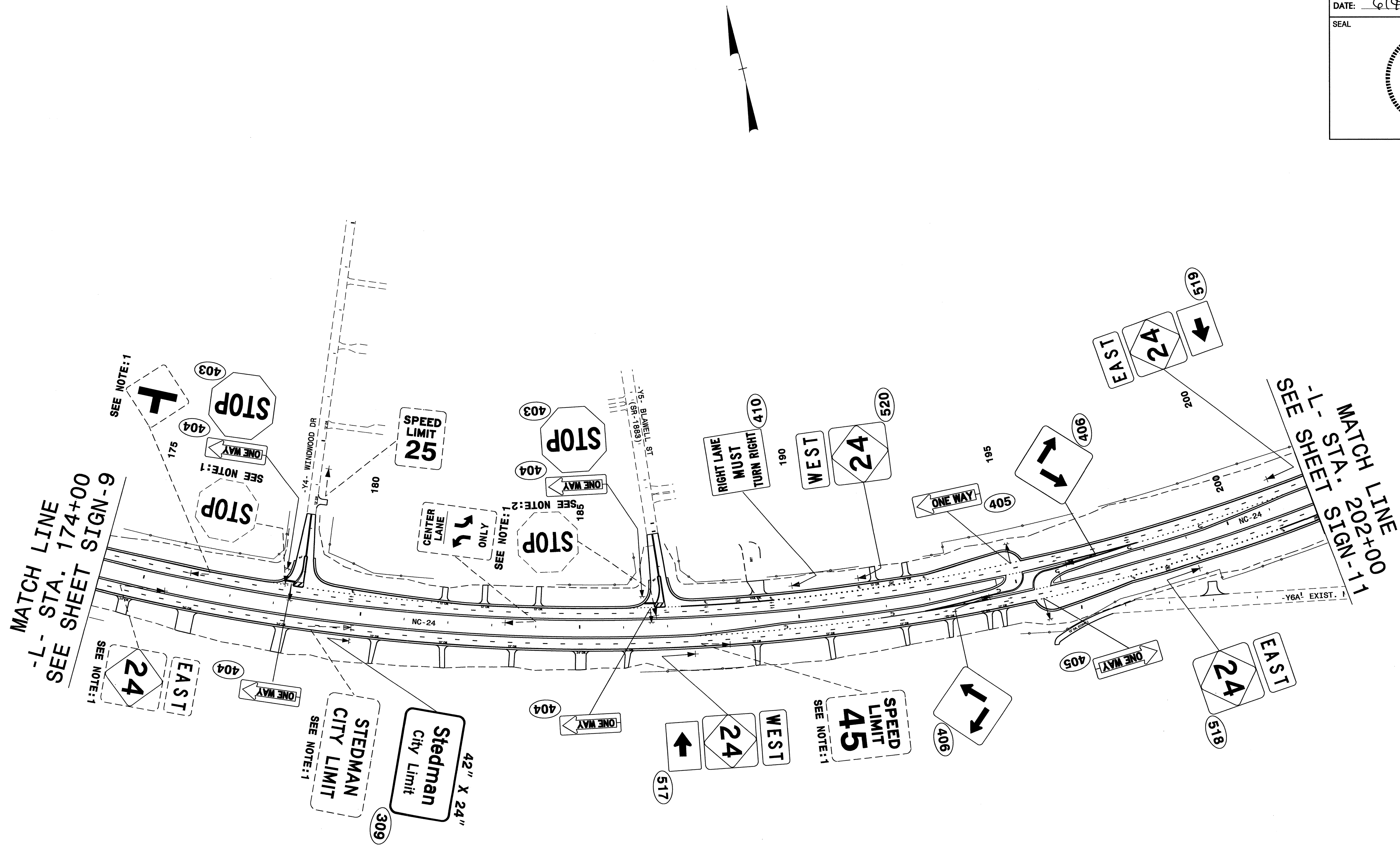
MATCH LINE
-L- STA. 174+00
SEE SHEET SIGN-10

PROJECT NOTES

1. DISPOSAL OF SIGN SYSTEM, U-CHANNEL
2. DISPOSAL OF SIGN SYSTEM, WOOD

PROPOSED AND EXISTING SIGNS
-L- STA. 147+00 TO STA. 174+00


TIP NO. R-2303A	SHEET NO. SIGN-10
APPROVED: <i>[Signature]</i>	
DATE: 6/4/12	
SEAL	

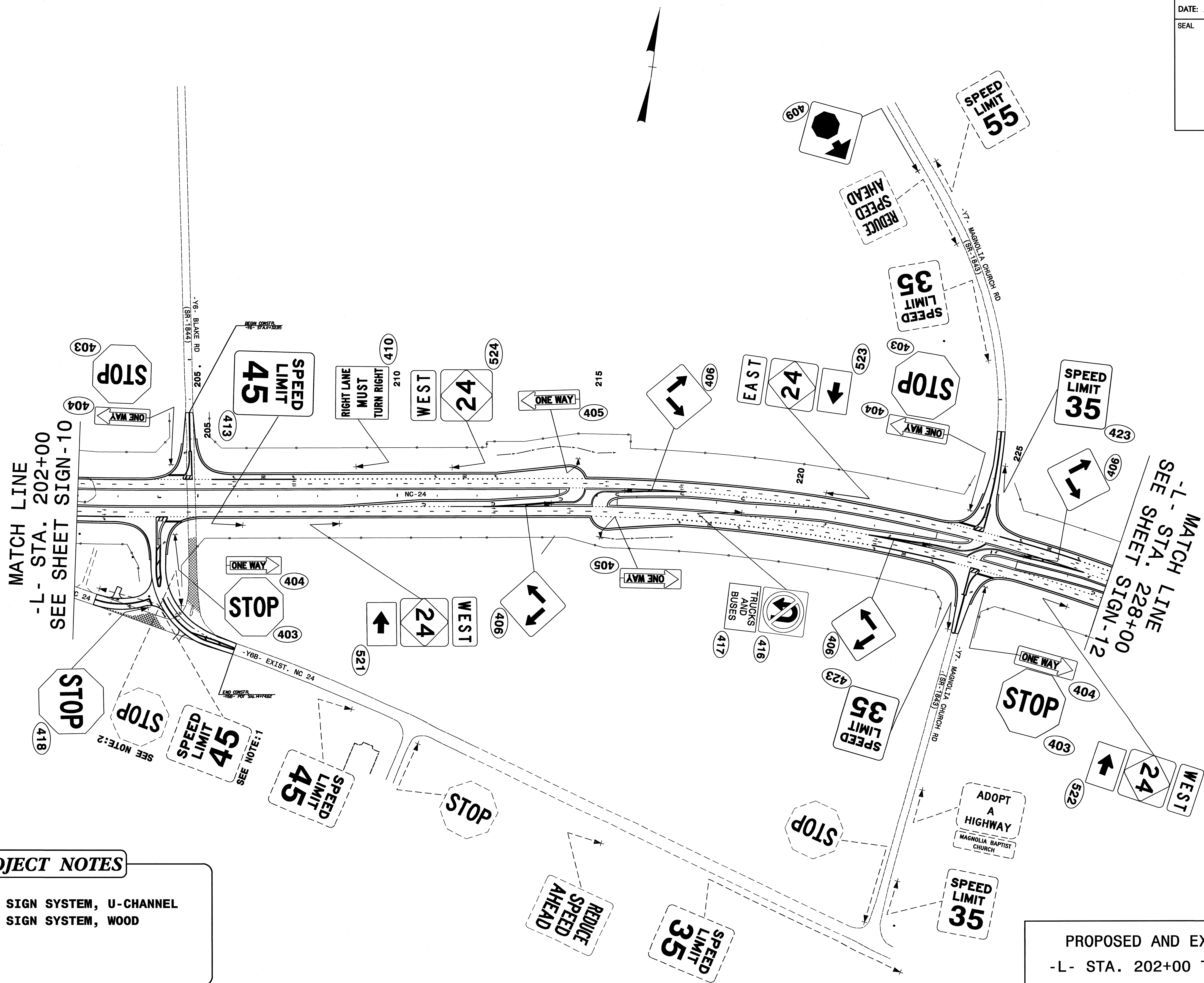


PROJECT NOTES

1. DISPOSAL OF SIGN SYSTEM, U-CHANNEL
2. DISPOSAL OF SIGN SYSTEM, WOOD

PROPOSED AND EXISTING SIGNS
-L- STA. 174+00 TO STA. 202+00

TIP NO. R-2303A	SHEET NO. SIGN-11
APPROVED: <i>[Signature]</i>	
DATE: 6/4/12	
SEAL	
	



PROJECT NOTES

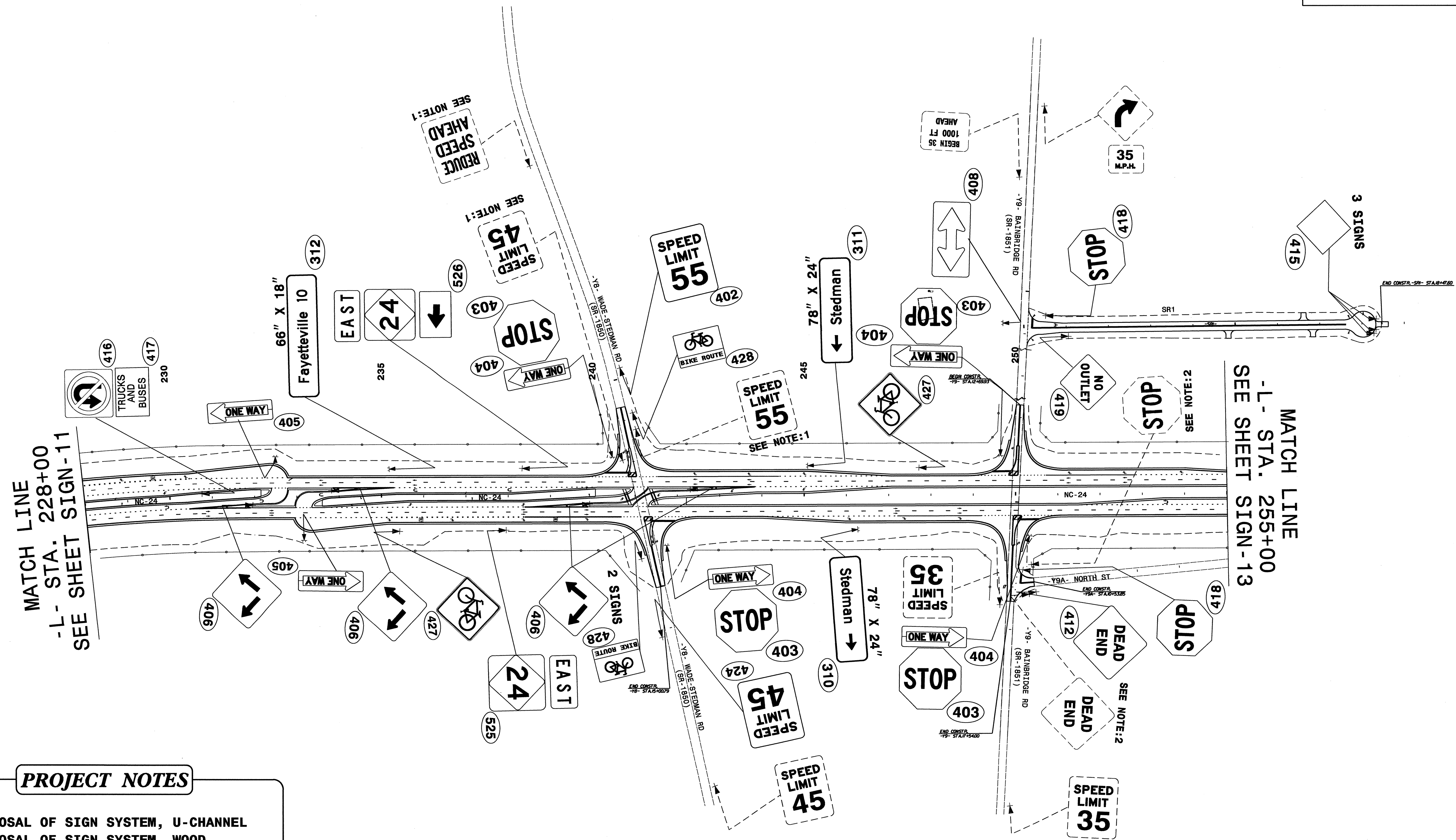
- DISPOSAL OF SIGN SYSTEM, U-CHANNEL
- DISPOSAL OF SIGN SYSTEM, WOOD

PROPOSED AND EXISTING SIGNS
-L- STA. 202+00 TO STA. 228+00

01

K

TIP NO. R-2303A	SHEET NO. SIGN-12
APPROVED: <i>[Signature]</i>	
DATE: 6/4/12	
SEAL	




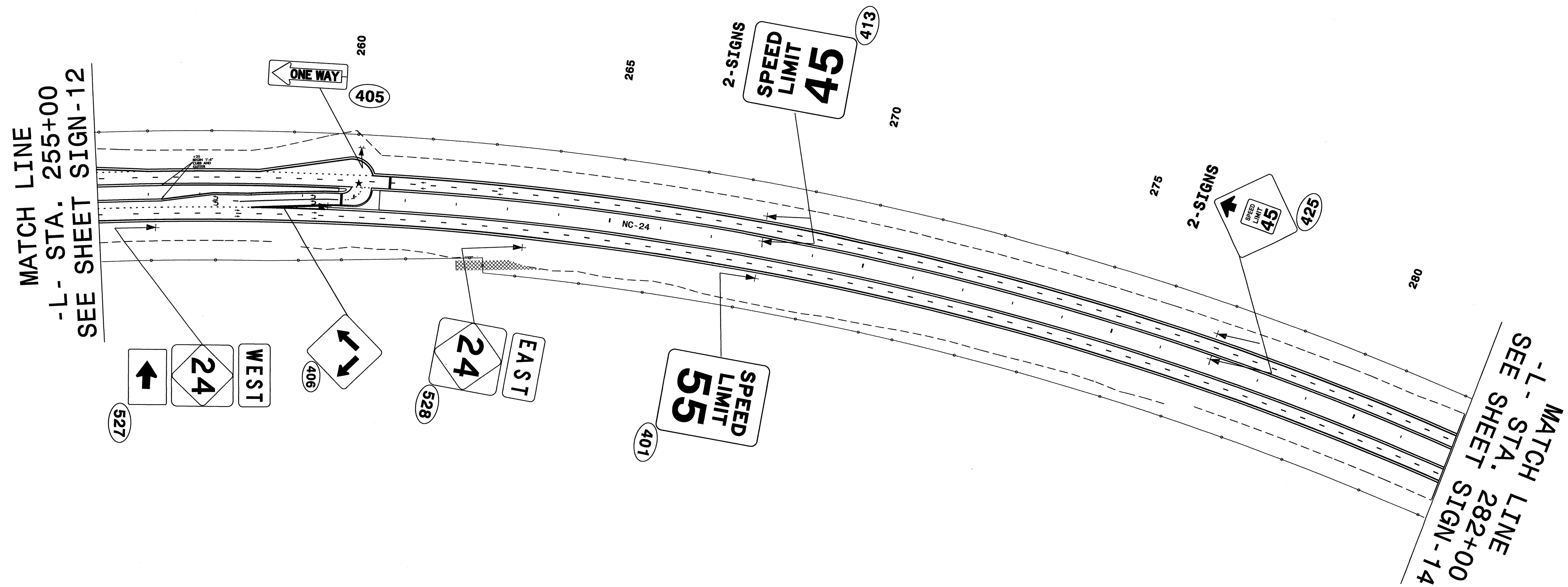
PROJECT NOTES

- DISPOSAL OF SIGN SYSTEM, U-CHANNEL
- DISPOSAL OF SIGN SYSTEM, WOOD

PROPOSED AND EXISTING SIGNS
-L- STA. 228+00 TO STA. 255+00

★ PROPOSED SIGNAL


TIP NO. R-2303A	SHEET NO. SIGN-13
APPROVED: <i>[Signature]</i>	
DATE: 6/4/12	
SEAL	
	



PROJECT NOTES

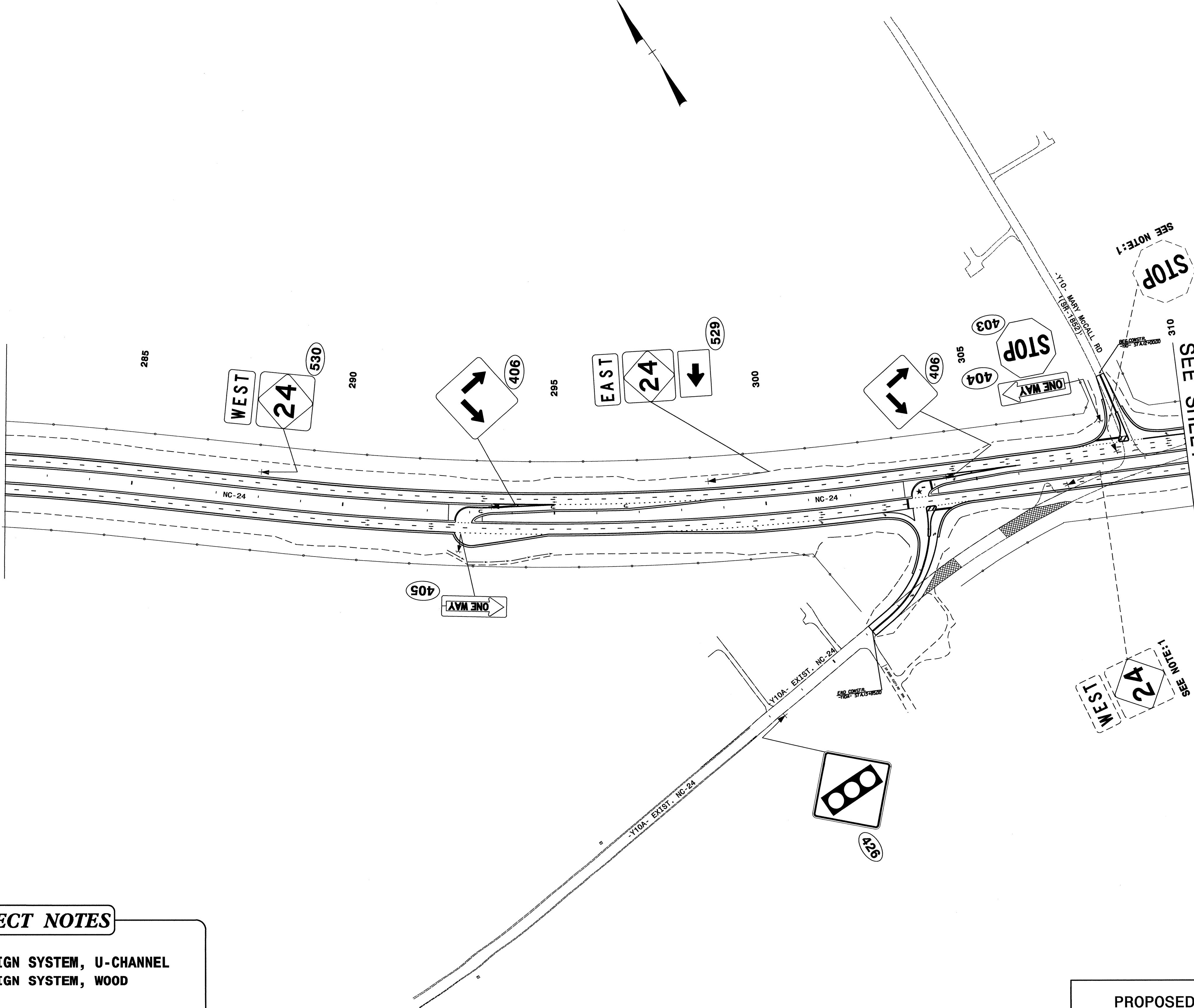
1. DISPOSAL OF SIGN SYSTEM, U-CHANNEL
2. DISPOSAL OF SIGN SYSTEM, WOOD

PROPOSED SIGNS
-L- STA. 255+00 TO STA. 282+00

TIP NO. R-2303A	SHEET NO. SIGN-14
APPROVED: <i>[Signature]</i>	
DATE: 6/4/12	
SEAL	
	

MATCH LINE
-L- STA. 282+00
SEE SHEET SIGN-13

MATCH LINE
-L- STA. 310+00
SEE SHEET SIGN-15

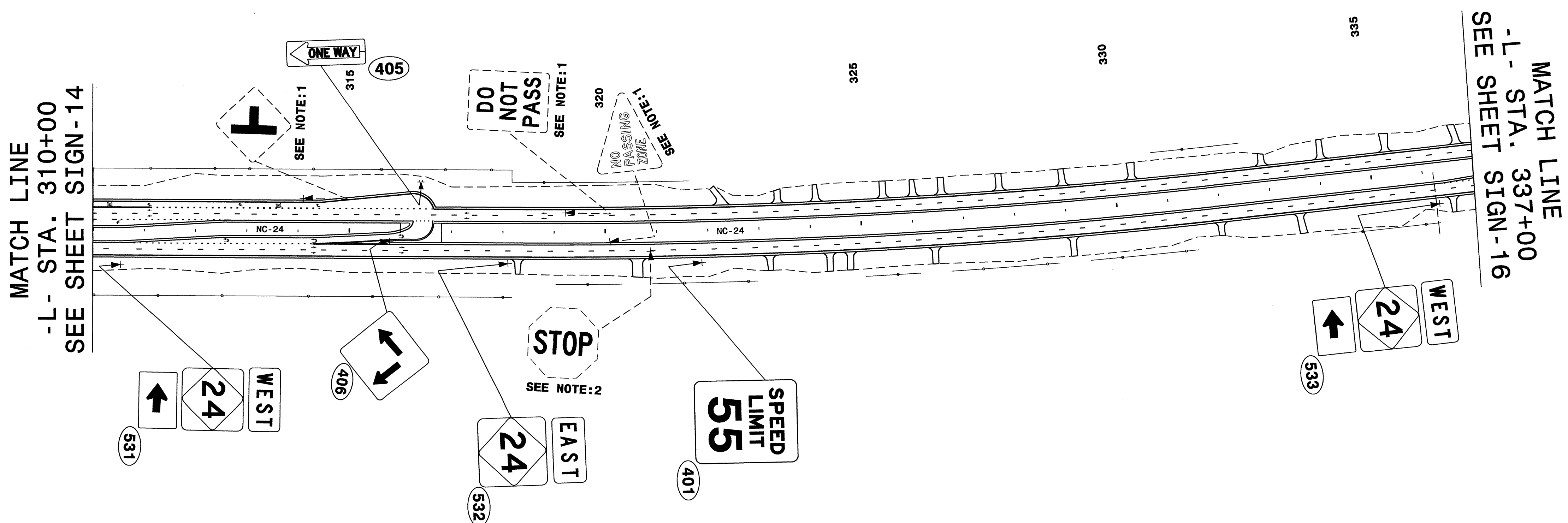


PROJECT NOTES

1. DISPOSAL OF SIGN SYSTEM, U-CHANNEL
2. DISPOSAL OF SIGN SYSTEM, WOOD

PROPOSED AND EXISTING SIGNS
-L- STA. 282+00 TO STA. 310+00

TIP NO. R-2303A	SHEET NO. SIGN-15
APPROVED: <i>[Signature]</i>	
DATE: 6/11/12	
SEAL	




PROJECT NOTES

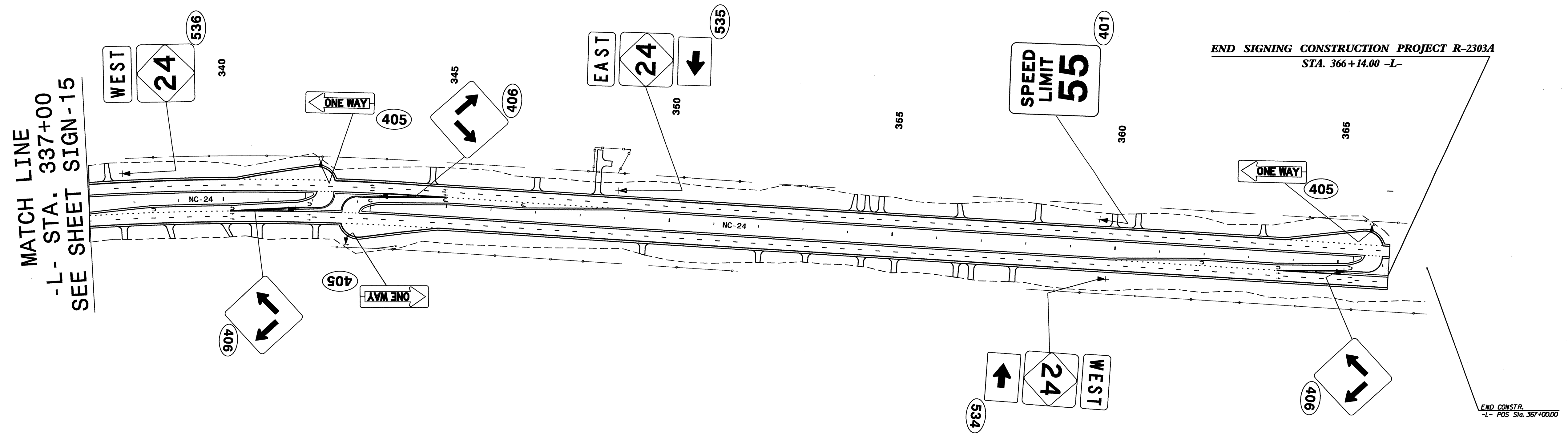
1. DISPOSAL OF SIGN SYSTEM, U-CHANNEL
2. DISPOSAL OF SIGN SYSTEM, WOOD

PROPOSED AND EXISTING SIGNS
 -L- STA. 310+00 TO STA. 337+00

01

10

TIP NO. R-2303A	SHEET NO. SIGN-16
APPROVED: <i>[Signature]</i>	
DATE: 6/7/12	
SEAL	
	



PROJECT NOTES

1. DISPOSAL OF SIGN SYSTEM, U-CHANNEL
2. DISPOSAL OF SIGN SYSTEM, WOOD

PROPOSED SIGNS
-L- STA. 337+00 TO STA. 366+14

END CONSTR.
-L- POS Sta. 367+00.00

END SIGNING CONSTRUCTION PROJECT R-2303A
STA. 366+14.00 -L-