


**STATE OF NORTH CAROLINA
DEPARTMENT OF TRANSPORTATION**

TIP NO. B-5010	SHEET NO. SIGN-1
APPROVED: <i>[Signature]</i>	
DATE: 1/4/13	
SEAL	
	

**SIGNING PLAN
TRANSYLVANIA COUNTY**

LOCATION: BRIDGE NO.27 ON US 64 OVER ROCKY CREEK

B-5010

ROADWAY STANDARD DRAWING

THE FOLLOWING ROADWAY STANDARDS AS APPEAR IN "ROADWAY STANDARD DRAWINGS" - PROJECT SERVICES UNIT - N.C. DEPARTMENT OF TRANSPORTATION - RALEIGH, N.C., DATED JANUARY 2012 ARE APPLICABLE TO THIS PROJECT AND BY REFERENCE HEREBY ARE CONSIDERED A PART OF THESE PLANS:

STD. NO.	TITLE
904.10	ORIENTATION OF GROUND MOUNTED SIGNS
904.50	MOUNTING OF TYPE 'D', 'E' AND 'F' SIGNS ON 'U' CHANNEL POSTS

GENERAL NOTES

- . SIGNS FURNISHED BY STATE
- . IF REMOVAL OR RELOCATION OF SIGNS ON PRIVATE STREET (NON-STATE MAINTAINED) IS REQUIRED DUE TO CONSTRUCTION, THE CONTRACTOR SHALL INFORM THE ENGINEER. THE WORK WILL BE COMPLETED BY OTHERS.
- . WHEN NOT STATIONED OR DIMENSIONED ON PLANS, ALL 'E' AND 'F' SIGNS SHALL BE FIELD LOCATED BY THE ENGINEER
- . ALL EXISTING SIGNS ON "U" CHANNEL POST WITHIN THE PROJECT LIMITS SHALL BE REMOVED AND DISPOSED OF UNLESS OTHERWISE NOTED ON PLANS.
- . WHEN EXISTING SIGNS ARE REMOVED AND INSTALLED ON NEW SUPPORTS, THE RE-ERECTION SHALL IMMEDIATELY FOLLOW THE REMOVAL.
- . THE BACKGROUND FOR TYPE E & F SIGNS SHALL BE TYPE C REFLECTIVE SHEETING.
- . SEE ROADWAY PLANS FOR GUARD/GUIDE RAIL DETAILS.

SUMMARY OF QUANTITIES

ITEM NO.		ITEM DESCRIPTION	QUANTITY	UNIT
DESC. NO.	SECT. NO.			
4072000000	903	SUPPORTS, 3 LB STEEL U-CHANNEL	51	LF
4102000000	904	SIGN ERECTION, TYPE E	4	EA
4155000000	907	DISPOSAL OF SIGN SYSTEM, U-CHANNEL	8	EA

PROJECT NOTES


- 1 DISPOSAL OF SIGN SYSTEM, U-CHANNEL

INDEX

SHEET NO.	DESCRIPTION
SIGN-1	TITLE SHEET
SIGN-2	PROPOSED AND EXISTING SIGNS SHEET

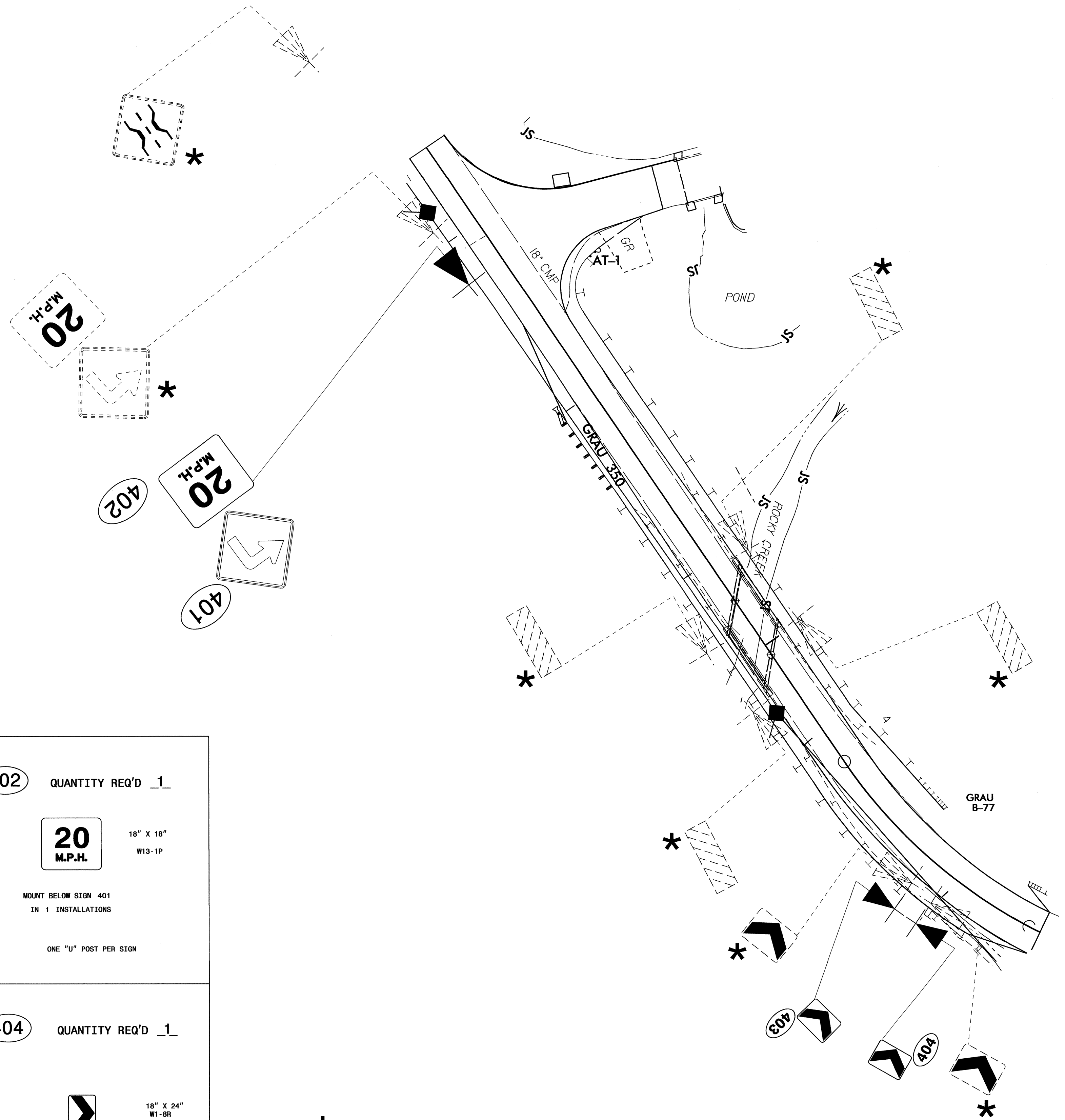
PLAN PREPARED BY: N.C.D.O.T. SIGNING AND DELINEATION UNIT

K. Jordan SIGNING & DELINEATION REGIONAL ENGINEER
J. Navarrete SIGNING & DELINEATION PROJECT DESIGN ENGINEER



CONTRACT:

TIP NO. B-5010	SHEET NO. SIGN-2
APPROVED: <i>[Signature]</i>	
DATE: 1/4/13	
SEAL	



* DISPOSAL OF SIGN SYSTEM, U-CHANNEL

SIGNING PLAN SHEET

<p>401 QUANTITY REQ'D <u>1</u></p> <p>30" X 30" W1-1L</p> <p>ONE "U" POST PER SIGN</p>	<p>402 QUANTITY REQ'D <u>1</u></p> <p>18" X 18" W13-1P</p> <p>MOUNT BELOW SIGN 401 IN 1 INSTALLATIONS</p> <p>ONE "U" POST PER SIGN</p>
<p>403 QUANTITY REQ'D <u>1</u></p> <p>18" X 24" W1-BL</p> <p>ONE "U" POST PER SIGN</p>	<p>404 QUANTITY REQ'D <u>1</u></p> <p>18" X 24" W1-BR</p> <p>ONE "U" POST PER SIGN</p>

04 JAN 2013 11:28
 C:\Users\jennavette\Documents\Projects\B-5010\Signing Layout Plans\B-5010_sgn.dgn
 jennavette AT 1/24/13