


TIP NO. R-2241A	SHEET NO. SIGN-1
APPROVED: <i>Betsy L. Watson</i>	
DATE: 2/19/13	
SEAL	
	

**STATE OF NORTH CAROLINA
DEPARTMENT OF TRANSPORTATION**

**SIGNING PLANS
PERSON COUNTY**

**LOCATION: US 501 FROM NC 49 IN ROXBORO
TO SOUTH OF SR 1602**

T.I.P.: R-2241A

CONTRACT NO.: C202960

ROADWAY STANDARD DRAWINGS

THE FOLLOWING ROADWAY STANDARDS AS APPEAR IN "ROADWAY STANDARD DRAWINGS" - PROJECT SERVICES UNIT - N.C. DEPARTMENT OF TRANSPORTATION - RALEIGH, N.C., DATED JANUARY 2012 ARE APPLICABLE TO THIS PROJECT AND BY REFERENCE HEREBY ARE CONSIDERED A PART OF THESE PLANS:

STD. NO.	TITLE
901.20	TYPE 'B' SIGNS
901.50	ARROWS AND SHIELDS
901.70	SIGN STRINGERS AND SUPPORT SPACING
901.80	SIGN MOUNTING DETAILS - TYPE 'A' AND TYPE 'B' SIGNS
903.10	GROUND MOUNTED SIGN SUPPORTS (SHEETS 1 AND 3)
904.10	ORIENTATION OF GROUND MOUNTED SIGNS
904.50	MOUNTING OF TYPE 'D', 'E' AND 'F' SIGNS ON 'U' CHANNEL POSTS
1264.01	OBJECT MARKERS - TYPES
1264.02	OBJECT MARKERS - INSTALLATION

GENERAL NOTES

- . SIGNS FURNISHED BY STATE
- . ALL TYPE 'D' SIGNS SHALL BE MOUNTED ON TWO U-CHANNEL POSTS UNLESS OTHERWISE INDICATED ON THE PLANS.
- . IF REMOVAL OR RELOCATION OF SIGNS ON PRIVATE STREET (NON-STATE MAINTAINED) IS REQUIRED DUE TO CONSTRUCTION, THE CONTRACTOR SHALL INFORM THE ENGINEER. THE WORK WILL BE COMPLETED BY OTHERS.
- . SIGNING PLANS DO NOT INCLUDE TEMPORARY CONSTRUCTION SIGNING OR PAVEMENT MARKINGS. SEE TRAFFIC CONTROL PLANS.
- . WHEN NOT STATIONED OR DIMENSIONED ON PLANS, ALL 'E' AND 'F' SIGNS SHALL BE FIELD LOCATED BY THE ENGINEER
- . ALL EXISTING SIGNS ON "U" CHANNEL POST WITHIN THE PROJECT LIMITS SHALL BE REMOVED AND DISPOSED OF UNLESS OTHERWISE NOTED ON PLANS.
- . WHEN EXISTING SIGNS ARE REMOVED AND INSTALLED ON NEW SUPPORTS, THE RE-ERECTION SHALL IMMEDIATELY FOLLOW THE REMOVAL.
- . THE BACKGROUND FOR TYPE E & F SIGNS SHALL BE TYPE C REFLECTIVE SHEETING.
- . DO NOT BEGIN FABRICATION FOR TYPES A & B SIGNS MOUNTED ON OVERHEAD STRUCTURES OR STEEL SUPPORTS UNTIL "S" DIMENSIONS HAVE BEEN FIELD VERIFIED.
- . SEE ROADWAY PLANS FOR GUARD/GUIDE RAIL DETAILS.

SUMMARY OF QUANTITIES

ITEM NO.		ITEM DESCRIPTION	QUANTITY	UNIT
DESC. NO.	SECT. NO.			
4054000000	902	PLAIN CONCRETE SIGN FOUNDATIONS.....	1	M3.
4060000000	903	SUPPORTS, BREAKAWAY STEEL BEAM.....	250	KG.
4072000000	903	SUPPORTS, 4.5-KG STEEL U-CHANNEL.....	919	M.
4096000000	904	SIGN ERECTION, TYPE D.....	8	EA.
4102000000	904	SIGN ERECTION, TYPE E.....	117	EA.
4108000000	904	SIGN ERECTION, TYPE F.....	37	EA.
4110000000	904	SIGN ERECTION, TYPE B (GROUND MOUNTED).....	2	EA.
4116100000	904	SIGN ERECTION, RELOCATE, TYPE D.....	3	EA.
4116100000	904	SIGN ERECTION, RELOCATE, TYPE E.....	9	EA.
4155000000	907	DISPOSAL OF SIGN SYSTEM, U-CHANNEL.....	101	EA.
4192000000	907	DISPOSAL OF SUPPORT, U-CHANNEL.....	7	EA.
4915000000	1264	2.1M U-CHANNEL POSTS.....	8	EA.
4955000000	1264	OBJECT MARKERS (END OF ROAD).....	8	EA.

INDEX

SHEET NO.	DESCRIPTION
SIGN-1	TITLE SHEET
SIGN-1A	REVISED SIGNING ROADWAY STANDARD DRAWING
SIGN-2	SUPPORT INFORMATION
SIGN-3	TYPE 'B' SIGNS
SIGN-3A-3B	TYPE 'D' SIGNS
SIGN-3C	TYPE 'E' SIGNS
SIGN-3D	TYPE 'F' SIGNS
SIGN-4-22	SIGN DETAIL SHEETS


PLAN REVIEWED BY: N.C.D.O.T. SIGNING AND DELINEATION UNIT

SUSAN KUNZ SIGNING & DELINEATION REGIONAL ENGINEER
SAM COLEMAN SIGNING & DELINEATION PROJECT DESIGN ENGINEER



PLAN PREPARED BY:

BETSY L. WATSON, P.E. TRAFFIC ENGINEER
ROSI R. HENNEIN TRANSPORTATION TECHNICIAN



Stantec Consulting Services Inc.
801 Jones Franklin Road
Suite 300
Raleigh, NC 27606
Tel. (919) 851-6866
Fax. (919) 851-7024
www.stantec.com
License No. F-6872

APPROVED: *[Signature]*
DATE: 3/8/12



STATE OF NORTH CAROLINA
DEPT. OF TRANSPORTATION
DIVISION OF HIGHWAYS
RALEIGH, N.C.

ENGLISH DETAIL DRAWING FOR
GROUND MOUNTED SIGN SUPPORTS

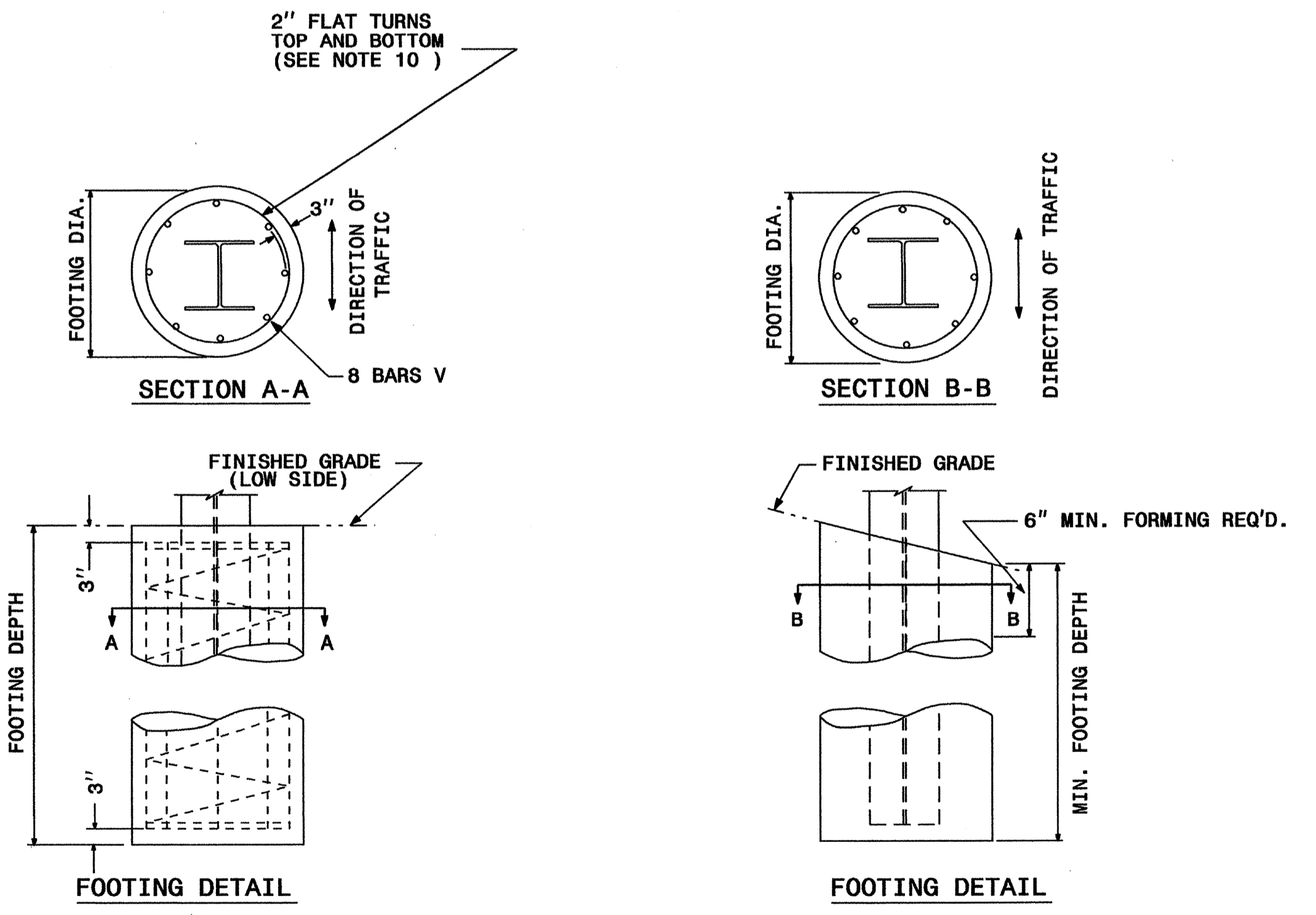
SHEET 2 OF 3
903D10

STATE OF NORTH CAROLINA
DEPT. OF TRANSPORTATION
DIVISION OF HIGHWAYS
RALEIGH, N.C.

ENGLISH DETAIL DRAWING FOR
GROUND MOUNTED SIGN SUPPORTS

SHEET 2 OF 3
903D10

BEAM SHAPE	SLIP BASE PLATE DATA								KEEPER PLATE DATA								HINGE CONNECTION DATA								BREAK AWAY SUPPORT WEIGHT CONSTANT LBS.	
	BOLT SIZE	A ₁	B ₁	C ₁	D ₁	E ₁	T ₁	R ₁	A ₂	B ₂	C ₂	D ₂	E ₂	R ₂	T ₂	BOLT SIZE	F	G	H	I	J	K	L	R ₃		T ₃
S3X5.7	1/2"DIA. X 3"	7"	4"	1"	3/4"	2 1/2"	1"	9/32"	7"	4"	1"	3/4"	2 1/2"	9/32"	28 GAUGE	1/2"DIA. X 1 1/4"	2 1/4"	3 1/2"	4"	1 1/2"	1"	1 1/2"	2"	9/32"	3/8"	18
S4X7.7	1/2"DIA. X 3"	8"	4"	1"	3/4"	2 1/2"	1"	9/32"	8"	4"	1"	3/4"	2 1/2"	9/32"	28 GAUGE	1/2"DIA. X 1 1/4"	2 5/8"	3 1/2"	4"	1 1/2"	1"	1 1/2"	2"	9/32"	3/8"	20
W6X9	1/2"DIA. X 3"	10"	5"	1"	3/4"	3 1/2"	1"	9/32"	10"	5"	1"	3/4"	3 1/2"	9/32"	28 GAUGE	1/2"DIA. X 1 1/4"	4"	3 1/2"	4"	3/4"	1"	1 1/2"	2"	9/32"	3/8"	32
W6X12	5/8"DIA. X 3 3/4"	11"	5"	1 1/4"	7/8"	3 1/4"	1 1/4"	1 1/32"	11"	5"	1 1/4"	7/8"	3 1/4"	1 1/32"	28 GAUGE	5/8"DIA. X 2 1/4"	4"	4"	4 1/2"	3/4"	1 1/8"	5/8"	2 1/4"	1 1/32"	3/8"	39
W6X16	5/8"DIA. X 3 3/4"	12"	6"	1 1/4"	7/8"	4 1/4"	1 1/2"	1 1/32"	12"	6"	1 1/4"	7/8"	4 1/4"	1 1/32"	28 GAUGE	5/8"DIA. X 2 1/2"	4"	4"	4 1/2"	3/4"	1 1/8"	5/8"	2 1/4"	1 1/32"	1 1/2"	47
W8X18	5/8"DIA. X 4 1/4"	13 1/2"	6 1/2"	1 1/4"	7/8"	4 3/4"	1 1/2"	1 1/32"	13 1/2"	6 1/2"	1 1/4"	7/8"	4 3/4"	1 1/32"	28 GAUGE	5/8"DIA. X 2 1/2"	5 1/4"	4"	4 1/2"	1"	1 1/8"	5/8"	2 1/4"	1 1/32"	1 1/2"	70
W8X21	3/4"DIA. X 4 1/4"	14"	7"	1 1/2"	1"	5"	1 1/2"	1 3/32"	14"	7"	1 1/2"	1"	5"	1 3/32"	28 GAUGE	3/4"DIA. X 2 3/4"	5 1/4"	6"	7"	1"	1 3/4"	3/4"	3 1/2"	1 3/32"	1 1/2"	73
W10X22	3/4"DIA. X 4 1/4"	16"	8"	1 1/2"	1"	6"	1 1/2"	1 3/32"	16"	8"	1 1/2"	1"	6"	1 3/32"	28 GAUGE	3/4"DIA. X 2 3/4"	5 3/4"	6"	7"	1"	1 3/4"	3/4"	3 1/2"	1 3/32"	1 1/2"	119
W10X26	3/4"DIA. X 4 3/4"	16 1/2"	8"	1 1/2"	1"	6"	1 3/4"	1 3/32"	16 1/2"	8"	1 1/2"	1"	6"	1 3/32"	28 GAUGE	3/4"DIA. X 2 3/4"	5 3/4"	6"	7"	1"	1 3/4"	3/4"	3 1/2"	1 3/32"	5/8"	140
W12X26	3/4"DIA. X 4 3/4"	18 1/2"	9"	1 1/2"	1"	7"	1 3/4"	1 3/32"	18 1/2"	9"	1 1/2"	1"	7"	1 3/32"	28 GAUGE	3/4"DIA. X 2 3/4"	6 1/2"	6"	7"	1"	1 3/4"	3/4"	3 1/2"	1 3/32"	5/8"	176
W14X30	1"DIA. X 5"	22"	9"	2"	1 1/2"	6"	2"	1 7/32"	22"	9"	2"	1 1/2"	6"	1 7/32"	28 GAUGE	1"DIA. X 3"	6 3/4"	7"	8"	1 1/4"	2"	1"	4"	1 7/32"	5/8"	205
W16X31	1"DIA. X 5"	24"	9"	2"	1 1/2"	6"	2"	1 7/32"	24"	9"	2"	1 1/2"	6"	1 7/32"	28 GAUGE	1"DIA. X 3 1/4"	5 1/2"	7"	8"	1 1/4"	2"	1"	4"	1 7/32"	3/4"	223
W18X35	1"DIA. X 5"	25"	9"	2"	1 1/2"	6"	2"	1 7/32"	25"	9"	2"	1 1/2"	6"	1 7/32"	28 GAUGE	1"DIA. X 3 1/4"	6"	7"	8"	1 1/4"	2"	1"	4"	1 7/32"	3/4"	243
W18X40	1"DIA. X 5 1/2"	26"	9"	2"	1 1/2"	6"	2 1/4"	1 7/32"	26"	9"	2"	1 1/2"	6"	1 7/32"	28 GAUGE	1"DIA. X 3 3/4"	6"	7"	8"	1 1/4"	2"	1"	4"	1 7/32"	7/8"	278
W21X44	1"DIA. X 5 1/2"	29"	9"	2"	1 1/2"	6"	2 1/2"	1 7/32"	29"	9"	2"	1 1/2"	6"	1 7/32"	28 GAUGE	1"DIA. X 3 3/4"	6 1/2"	7"	8"	1 1/4"	2"	1"	4"	1 7/32"	7/8"	310



FOUNDATION DATA *		
FOOTING DIAMETER	REINFORCEMENT	SPIRAL BAR
1' 6"	8 # 6 BARS	#3 BAR, 6" PITCH
2'	8 # 7 BARS	#3 BAR, 6" PITCH
2' 6"	8 # 9 BARS	#3 BAR, 6" PITCH
3'	8 # 11 BARS	#3 BAR, 6" PITCH
3' 6"	8 # 12 BARS	#3 BAR, 6" PITCH
4'	8 # 14 BARS	#3 BAR, 6" PITCH

* FOUNDATION DIMENSIONS ARE SHOWN IN PLANS

08-MAR-2012 11:05 S:\3\DU\Standard Drawings\Standard Drawings\090310_sgn_sht02.dwg support_r_revised_sealed.dgn

REVISED SIGNING ROADWAY STANDARD DRAWING

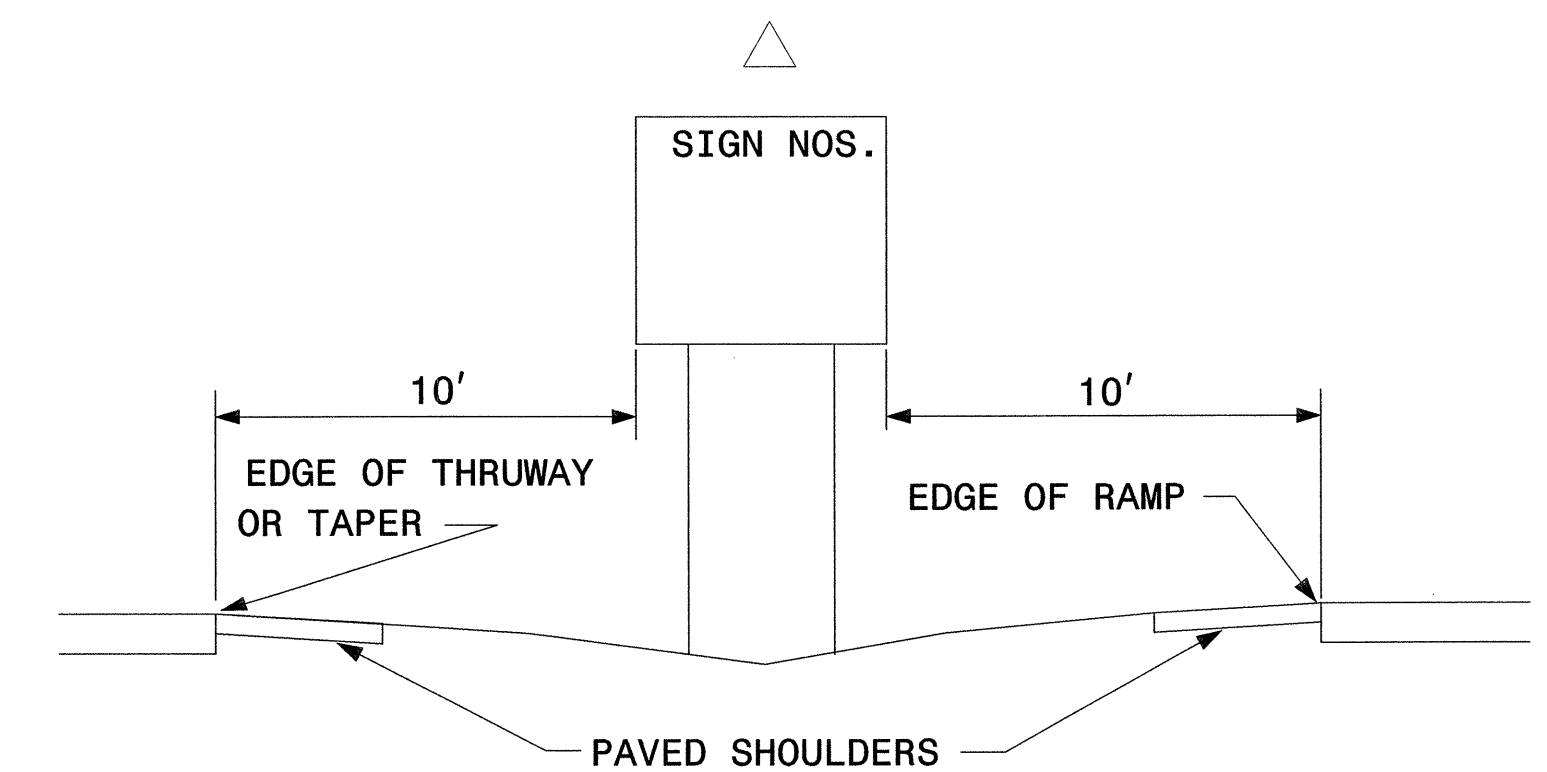
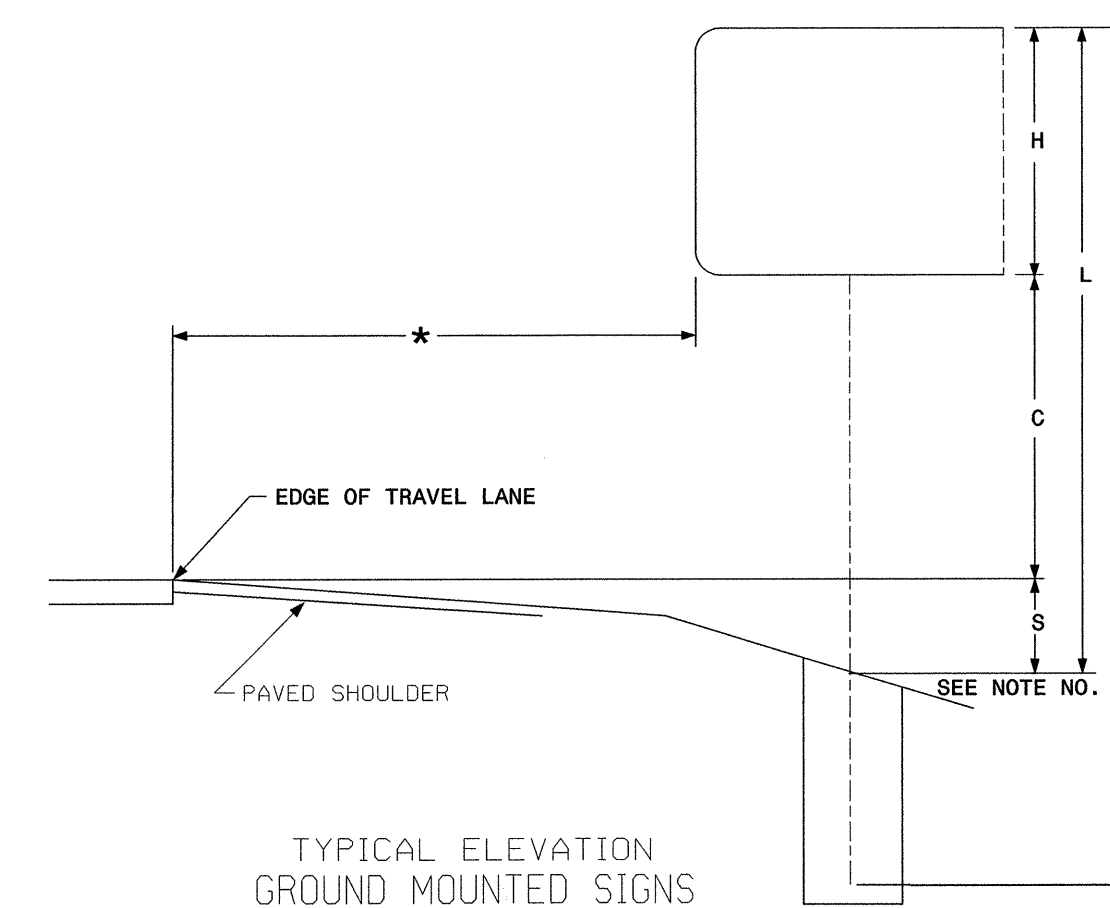
TYPE "B" GROUND MOUNTED SIGNS

SUPPORT CHART

SIGN NO.	SIGN TYPE	SIGN SIZE (in.)		ROADWAY STATION	NO. OF SUP.	BEAM SECTION	SUPPORT TYPE BA or S	ATTACH METHOD	MOUNTING METHOD	HORIZ. CLR.* (ft.)	LENGTH (ft)			LEFT SUPPORT (ft)			RIGHT SUPPORT (ft)			FOOTING DIAMETER (ft.)	FOOTING DEPTH (ft.)	B/A SUPPORT WEIGHTS (lbs.)	PLAIN FTGS. (c.y.)	FIELD VERIFIED SEE NOTE 2 (mm/dd/yy)																			
		w	x								h	SNS HT H	MTG HT C	EMBED-MENT	S	L	TOTAL LENGTH	S	L						TOTAL LENGTH																		
101	B	96	X 42	-L- 27+00	2	S3x5.7	BA	N/A	N/A	20.00	3.50	7.00	3.5	2.22	12.72	16.22	3.00	13.50	17.00	1	4	224.89	0.23																				
102	B	84	X 42	-L- 30+20	2	S4x7.7	BA	N/A	N/A	30.00	3.50	7.00	3.5	4.71	15.21	18.71	5.50	16.00	19.50	1	4	334.83	0.23																				
																					TOTAL	TOTAL																					
																					559.71	0.47																					
																					USE:	560	1																				

NOTES

- DIMENSION "S" REPRESENTS AN INCREASE (+), OR A DECREASE (-) IN POLE LENGTH, RELATIVE TO THE ELEVATION OF THE EDGE OF PAVEMENT.
- FIELD VERIFICATIONS SHALL BE REQUIRED FOR ALL SUPPORTS, SEE (*) ARTICLE 903-3. FABRICATORS SHALL BE AISC CERTIFIED IN CATEGORY 1, SEE (*) ARTICLE 1072-1. (*) = N.C.D.O.T. STANDARD SPECIFICATIONS FOR ROADS AND STRUCTURES
- PLAN LOCATIONS FOR EXISTING UTILITIES ARE BASED ON THE BEST AVAILABLE INFORMATION AND, THEREFORE MAY NOT BE PRECISELY ACCURATE. THEREFORE, IT IS INCUMBENT UPON THE CONTRACTOR TO DETERMINE THE EXACT LOCATION OF UTILITIES BEFORE BEGINNING WORK IN A LOCATION.



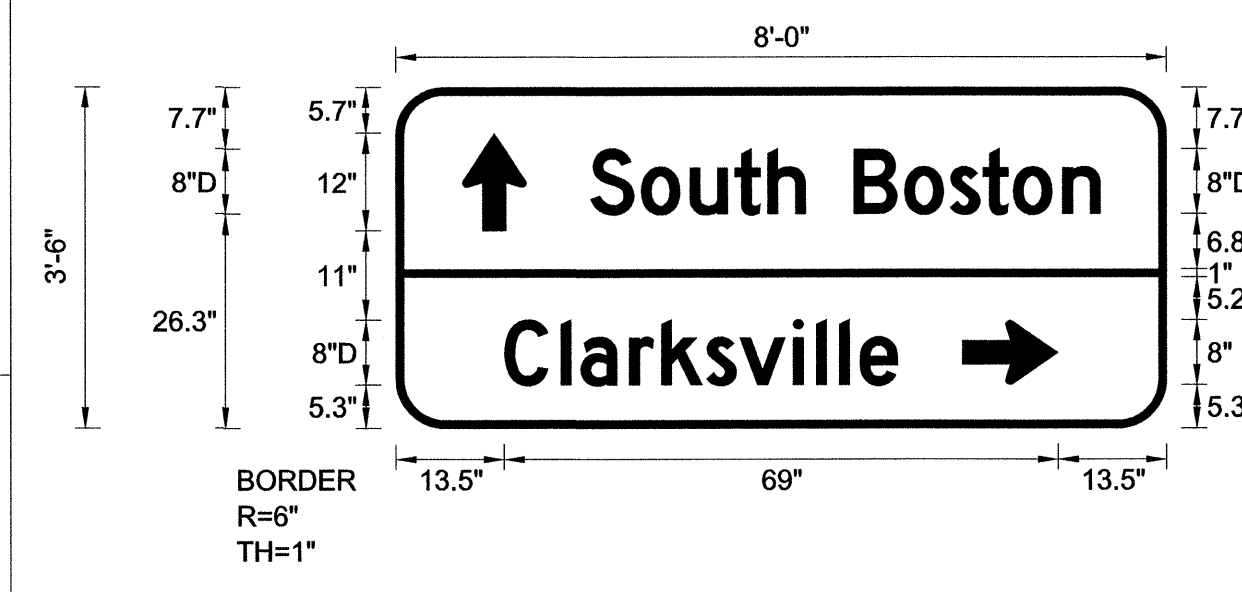
SIGN NUMBER: 101
 TYPE: B
 QUANTITY: 1
 SIGN WIDTH: 96"
 HEIGHT: 42"
 TOTAL AREA: 28.0 Sq.Ft.
 BORDER TYPE: FLUSH
 RADII: 6"
 WIDTH: 1"
 RECESS: 0"
 NO. Z BARS: 2
 LENGTH: 88.0

BACKG COLOR: Green
 COPY COLOR: White

SYMBOL	X	Y	WID	HT
AR_Type D	8.2	24.3	8	12
AR_Type D	70.5	5.3	8	12

MAT'L: 0.125" (3.2MM) ALUMINUM

DESIGN BY: RRH CHECKED BY: BLW
 PROJECT ID: R-2241A DIV: 5 DATE: May 31, 2012



Spacing Factor is 1 unless specified otherwise

- USE NOTES
- Legend and border (except those that are colored black) shall be direct applied Grade C sheeting.
 - Background shall be Grade C reflective sheeting.

LETTER POSITIONS

Letter spacings are to start of next letter

Letter spacings are to start of next letter													Series/Size Text Length	
S	o	u	t	h	B	o	s	t	o	n			D 2000	
24.2	6.3	6.1	5.6	4.1	4.7	6	6.3	5.7	4.1	3.8	6.2	4.7	8.2	63.5
C	l	a	r	k	s	v	i	l	l	e			D 2000	
13.5	7	2.5	6.1	4	5.6	4.2	6.6	2.9	2.9	2.6	4.7	33.5	49	

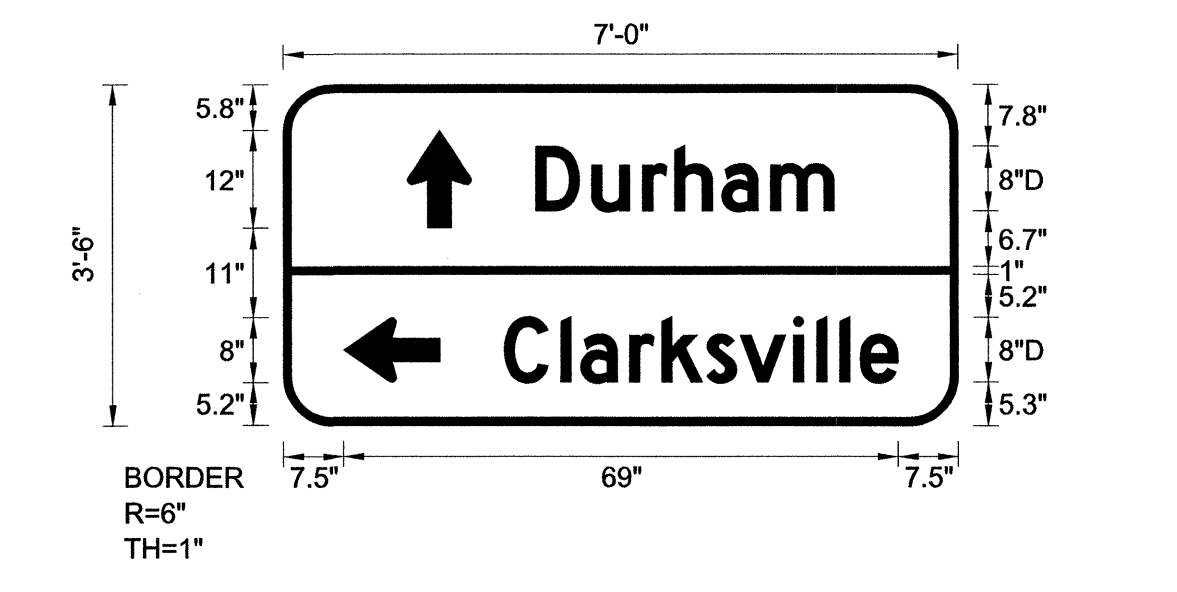
SIGN NUMBER: 102
 TYPE: B
 QUANTITY: 1
 SIGN WIDTH: 84"
 HEIGHT: 42"
 TOTAL AREA: 24.5 Sq.Ft.
 BORDER TYPE: FLUSH
 RADII: 6"
 WIDTH: 1"
 RECESS: 0"
 NO. Z BARS: 2
 LENGTH: 76.0

BACKG COLOR: Green
 COPY COLOR: White

SYMBOL	X	Y	WID	HT
AR_Type D	15.4	24.3	8	12
AR_Type D	7.5	5.3	8	12

MAT'L: 0.125" (3.2MM) ALUMINUM

DESIGN BY: RRH CHECKED BY: BLW
 PROJECT ID: R-2241A DIV: 5 DATE: Feb 08, 2012



Spacing Factor is 1 unless specified otherwise

- USE NOTES
- Legend and border (except those that are colored black) shall be direct applied Grade C sheeting.
 - Background shall be Grade C reflective sheeting.

LETTER POSITIONS

Letter spacings are to start of next letter

Letter spacings are to start of next letter													Series/Size Text Length
D	u	r	h	a	m								D 2000
31.4	7	6.3	4	5.8	6.1	7.9	15.4						37.1
C	l	a	r	k	s	v	i	l	l	e			D 2000
27.5	7	2.5	6.1	4	5.6	4.2	6.6	2.9	2.9	2.6	4.7	7.5	49

TIP NO. R-2241A SHEET NO. SIGN-3

APPROVED: *Betsy L. Watson*

DATE: 8/1/12

SEAL

Stantec Consulting Services Inc.
 801 Jones Franklin Road
 Suite 300
 Raleigh, NC 27606
 Tel. (919) 851-6866
 Fax. (919) 851-7024
 www.stantec.com
 License No. F-0672

Stantec

TYPE 'B' SIGNS

TIP NO. R-2241A SHEET NO. SIGN-3A

APPROVED: *Betsy Watson*

DATE: 8/1/12

SEAL

Stantec Consulting Services Inc.
801 Jones Franklin Road
Suite 300
Raleigh, NC 27606
Tel. (919) 851-6866
Fax. (919) 851-7024
www.stantec.com
License No. F-0672

SIGN NUMBER: 301
TYPE: D
QUANTITY: 1

BACKG COLOR: Green
COPY COLOR: White

SYMBOL	X	Y	WID	HT

MAT'L: 0.080" (2.0MM) ALUMINUM

SIGN WIDTH: 42"
HEIGHT: 24"
TOTAL AREA: 7.0 Sq.Ft.

BORDER TYPE: FLUSH
RADII: 3"
WIDTH: 0.75"
RECESS: 0"

NO. Z BARS:
LENGTH:

DESIGN BY: RRH CHECKED BY: BLW DATE: Feb 08, 2012
PROJECT ID: R-2241A DIV: 5

BORDER R=3" TH=0.75"
MOUNT ON ONE U-CHANNEL POST

USE NOTES

- Legend and border (except those that are colored black) shall be direct applied Grade C sheeting.
- Background shall be Grade C reflective sheeting.

USE NOTES

- Legend and border (except those that are colored black) shall be direct applied Grade C sheeting.
- Background shall be Grade C reflective sheeting.

MOUNT ON TWO U-CHANNEL POSTS

LETTER POSITIONS

Letter spacings are to start of next letter

Letter spacings are to start of next letter											Series/Size Text Length	
R	o	x	b	o	r	o					D 2000	
6.3	4.7	4	5.3	4.3	4.6	2.8	3.7	6.3			29.4	
C	I	T	Y	L	I	M	I	T			D 2000	
7.3	3.6	1.2	2.7	3.4	4	3.1	1.6	4.1	1.2	2.5	7.3	27.5

SIGN NUMBER: 302
TYPE: D
QUANTITY: 1

BACKG COLOR: Green
COPY COLOR: White

SYMBOL	X	Y	WID	HT

MAT'L: 0.125" (3.2MM) ALUMINUM

SIGN WIDTH: 96"
HEIGHT: 36"
TOTAL AREA: 24.0 Sq.Ft.

BORDER TYPE: FLUSH
RADII: 3"
WIDTH: 1"
RECESS: 0"

NO. Z BARS:
LENGTH:

DESIGN BY: RRH CHECKED BY: BLW DATE: May 31, 2012
PROJECT ID: R-2241A DIV: 5

BORDER R=3" TH=1"
MOUNT ON TWO U-CHANNEL POSTS

USE NOTES

- Legend and border (except those that are colored black) shall be direct applied Grade C sheeting.
- Background shall be Grade C reflective sheeting.

USE NOTES

- Legend and border (except those that are colored black) shall be direct applied Grade C sheeting.
- Background shall be Grade C reflective sheeting.

MOUNT ON TWO U-CHANNEL POSTS

LETTER POSITIONS

Letter spacings are to start of next letter

Letter spacings are to start of next letter														Series/Size Text Length
S	o	u	t	h	B	o	s	t	o	n				D 2000
7.7	6.3	6.1	5.6	4.1	4.7	6	6.3	5.7	4.1	3.8	6.2	4.7	24.8	63.5
2	1													D 2000
79.2	7	2	7.7											9
H	a	l	i	f	a	x								D 2000
7.7	6.8	6.1	2.9	2.4	3.4	5.3	6.2	55.2						33.1
2	6													D 2000
75.8	7	5.4	7.7											12.5

SIGN NUMBER: 303
TYPE: D
QUANTITY: 1

BACKG COLOR: Green
COPY COLOR: White

SYMBOL	X	Y	WID	HT

MAT'L: 0.125" (3.2MM) ALUMINUM

SIGN WIDTH: 90"
HEIGHT: 36"
TOTAL AREA: 22.5 Sq.Ft.

BORDER TYPE: FLUSH
RADII: 3"
WIDTH: 1"
RECESS: 0"

NO. Z BARS:
LENGTH:

DESIGN BY: RRH CHECKED BY: BLW DATE: May 31, 2012
PROJECT ID: R-2241A DIV: 5

BORDER R=3" TH=1"
MOUNT ON TWO U-CHANNEL POSTS

USE NOTES

- Legend and border (except those that are colored black) shall be direct applied Grade C sheeting.
- Background shall be Grade C reflective sheeting.

USE NOTES

- Legend and border (except those that are colored black) shall be direct applied Grade C sheeting.
- Background shall be Grade C reflective sheeting.

MOUNT ON TWO U-CHANNEL POSTS

LETTER POSITIONS

Letter spacings are to start of next letter

Letter spacings are to start of next letter											Series/Size Text Length
D	u	r	h	a	m						D 2000
9.1	7	6.3	4	5.8	6.1	7.9	43.8				37.1
3	2										D 2000
68.4	7	5.4	9.1								12.5
H	a	w		R	i	v	e	r			D 2000
9.1	6.8	5.4	9	6	6.6	2.2	6.3	5.8	3	29.6	51.4
3	6										D 2000
68.4	7	5.4	9.1								12.5

SIGN NUMBER: 304
TYPE: D
QUANTITY: 1

BACKG COLOR: Green
COPY COLOR: White

SYMBOL	X	Y	WID	HT
AR_Type D	17.6	19.3	6	9
AR_Type D	61.3	4.7	6	9

MAT'L: 0.125" (3.2MM) ALUMINUM

SIGN WIDTH: 78"
HEIGHT: 30"
TOTAL AREA: 16.3 Sq.Ft.

BORDER TYPE: FLUSH
RADII: 3"
WIDTH: 0.75"
RECESS: 0"

NO. Z BARS:
LENGTH:

DESIGN BY: RRH CHECKED BY: BLW DATE: May 31, 2012
PROJECT ID: R-2241A DIV: 5

BORDER R=3" TH=0.75"
MOUNT ON TWO U-CHANNEL POSTS

USE NOTES

- Legend and border (except those that are colored black) shall be direct applied Grade C sheeting.
- Background shall be Grade C reflective sheeting.

USE NOTES

- Legend and border (except those that are colored black) shall be direct applied Grade C sheeting.
- Background shall be Grade C reflective sheeting.

MOUNT ON TWO U-CHANNEL POSTS

LETTER POSITIONS

Letter spacings are to start of next letter

Letter spacings are to start of next letter														Series/Size Text Length
D	u	r	h	a	m									D 2000
32.6	5.2	4.7	3	4.4	4.6	5.9	17.6							27.8
S	o	u	t	h	B	o	s	t	o	n				D 2000
7.7	4.7	4.6	4.2	3.1	3.5	4.5	4.7	4.3	3.1	2.8	4.6	3.5	22.7	47.6

TYPE 'D' SIGNS

APPROVED: *Betsy Watson*

DATE: 2/19/13



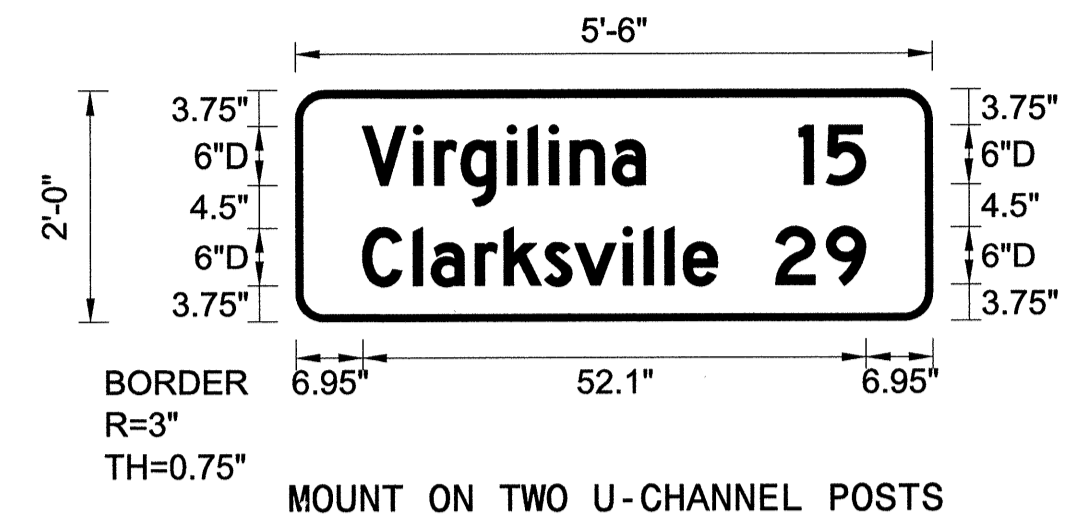
SIGN NUMBER: 305
 TYPE: D
 QUANTITY: 1
 SIGN WIDTH: 66"
 HEIGHT: 24"
 TOTAL AREA: 11.0 Sq.Ft.
 BORDER TYPE: FLUSH
 RADII: 3"
 WIDTH: 0.75"
 RECESS: 0"
 NO. Z BARS:
 LENGTH:

BACKG COLOR: Green
 COPY COLOR: White

SYMBOL	X	Y	WID	HT

MAT'L: 0.125" (3.2MM) ALUMINUM

DESIGN BY: RRH CHECKED BY: BLW DATE: Feb 08, 2012
 PROJECT ID: R-2241A DIV: 5



USE NOTES
 1. Legend and border (except those that are colored black) shall be direct applied Grade C sheeting.
 2. Background shall be Grade C reflective sheeting.

LETTER POSITIONS

Letter spacings are to start of next letter

Letter spacings are to start of next letter													Series/Size Text Length
V	i	r	g	i	l	i	n	a					D 2000
6.9	5.3	2.2	2.8	4.8	2.2	2.2	2.2	4.4	3.4	29.7			29.3
1	5												D 2000
52.2	2.8	4.1	6.9										6.9
C	l	a	r	k	s	v	i	l	l	e			D 2000
6.9	5.3	1.9	4.6	3	4.2	3.1	5	2.2	2.2	1.9	3.5	22.3	36.8
2	9												D 2000
49.7	5.3	4.1	6.9										9.4

Spacing Factor is 1 unless specified otherwise

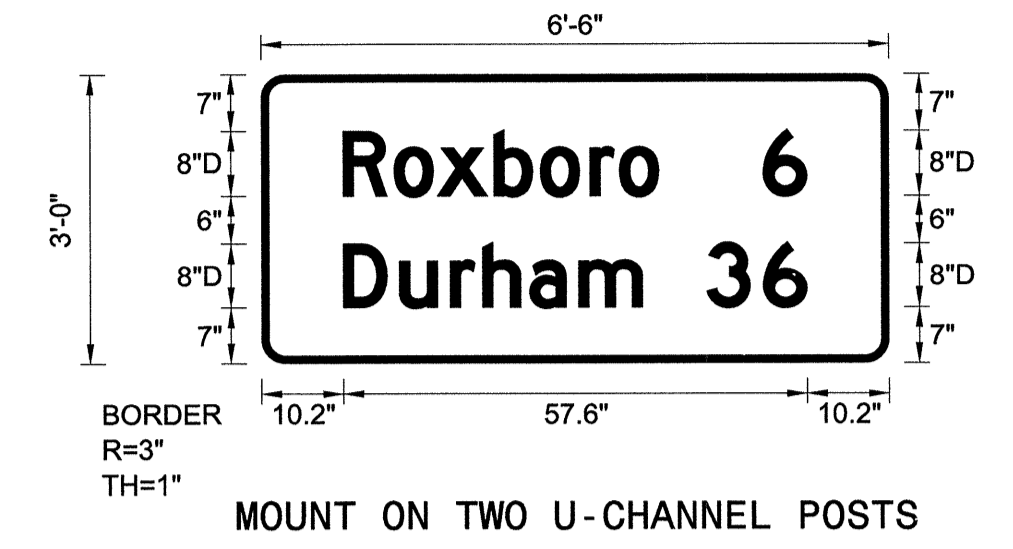
SIGN NUMBER: 306
 TYPE: D
 QUANTITY: 1
 SIGN WIDTH: 78"
 HEIGHT: 36"
 TOTAL AREA: 19.5 Sq.Ft.
 BORDER TYPE: FLUSH
 RADII: 3"
 WIDTH: 1"
 RECESS: 0"
 NO. Z BARS:
 LENGTH:

BACKG COLOR: Green
 COPY COLOR: White

SYMBOL	X	Y	WID	HT

MAT'L: 0.125" (3.2MM) ALUMINUM

DESIGN BY: RRH CHECKED BY: BLW DATE: Feb 08, 2012
 PROJECT ID: R-2241A DIV: 5



USE NOTES
 1. Legend and border (except those that are colored black) shall be direct applied Grade C sheeting.
 2. Background shall be Grade C reflective sheeting.

LETTER POSITIONS

Letter spacings are to start of next letter

Letter spacings are to start of next letter													Series/Size Text Length
R	o	x	b	o	r	o							D 2000
10.2	6.3	5.4	7	5.8	6.2	3.7	4.9	28.6					39.2
6													D 2000
62.4	5.4	10.2											5.4
D	u	r	h	a	m								D 2000
10.2	7	6.3	4	5.8	6.1	7.9	30.7						37.1
3	6												D 2000
55.3	7	5.4	10.2										12.5

Spacing Factor is 1 unless specified otherwise

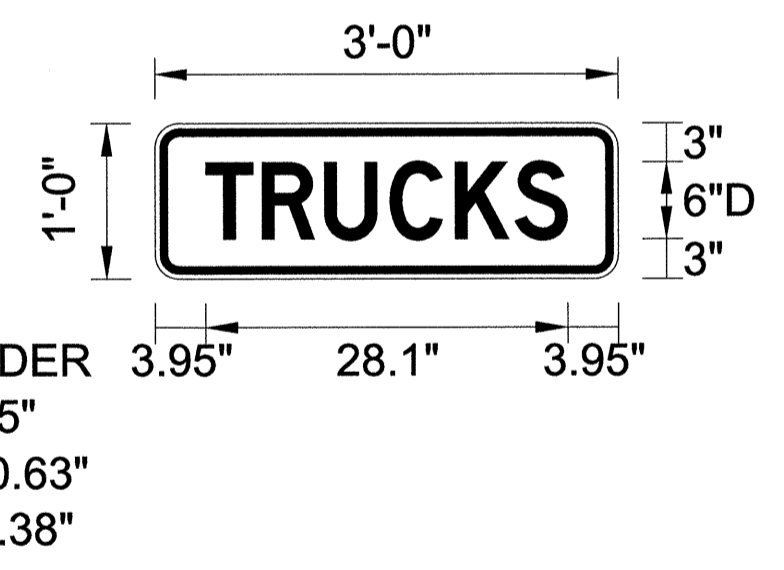
SIGN NUMBER: 307,308
 TYPE: D
 QUANTITY: 2
 SIGN WIDTH: 36"
 HEIGHT: 12"
 TOTAL AREA: 3.0 Sq.Ft.
 BORDER TYPE: RECESSED
 RADII: 1.88"
 WIDTH: 0.38"
 RECESS: 0.38"
 NO. Z BARS:
 LENGTH:

BACKG COLOR: White
 COPY COLOR: Black

SYMBOL	X	Y	WID	HT

MAT'L: 0.080" (2.0MM) ALUMINUM

DESIGN BY: RRH CHECKED BY: BLW DATE: Feb 19, 2013
 PROJECT ID: R-2241A DIV: 5



USE NOTES
 1. Legend and border shall be direct applied black non-reflective sheeting.
 2. Background shall be Grade C reflective sheeting.

LETTER POSITIONS

Letter spacings are to start of next letter


Letter spacings are to start of next letter										Series/Size Text Length
T	R	U	C	K	S					D 2000
3.9	4.4	4.8	5.1	5.1	4.6	4.1	3.9			28.1

Spacing Factor is 0.75

MOUNT ABOVE SIGN 423
 IN 2 INSTALLATIONS

2/19/2013 10:47:07 AM C:\Users\chennin\Documents\Stantec\CADD\Signing\Layout_Plans\R-2241A_sign_sheets\1-3.dgn

APPROVED: *Patsy L. Watson*
 DATE: *2/19/13*



Stantec
 Stantec Consulting Services Inc.
 801 Jones Franklin Road
 Suite 300
 Raleigh, NC 27606
 Tel. (919) 851-6866
 Fax. (919) 851-7024
 www.stantec.com
 License No. F-0672

401 QUANTITY REQ'D 4

24 x 30
R2-1

ONE "U" POST PER SIGN

406 QUANTITY REQ'D 15

36 X 36
R1-1

MOUNT BELOW SIGN 408
IN 2 INSTALLATIONS

ONE "U" POST PER SIGN

411 QUANTITY REQ'D 14

24 X 30
R4-7

ONE "U" POST PER SIGN

416 QUANTITY REQ'D 3

30 X 30
W14-2

ONE "U" POST PER SIGN

421 QUANTITY REQ'D 4

36 X 36
W9-1 (R)

ONE "U" POST PER SIGN

402 QUANTITY REQ'D 8

30 X 36
R2-1

ONE "U" POST PER SIGN

407 QUANTITY REQ'D 16

54 X 18
R6-1 (L)

TWO "U" POSTS PER SIGN

412 QUANTITY REQ'D 14

18 X 18
OM1-3

MOUNT BELOW SIGN 411
IN 14 INSTALLATIONS

417 QUANTITY REQ'D 1

36 X 36
W3-3

ONE "U" POST PER SIGN

422 QUANTITY REQ'D 4

36 X 36
W4-2 (R)

ONE "U" POST PER SIGN

403 QUANTITY REQ'D 8

24 X 30
R2-1

ONE "U" POST PER SIGN

408 QUANTITY REQ'D 8

54 X 18
R6-1 (R)

MOUNT BEHIND SIGN 407
IN 7 INSTALLATIONS

TWO "U" POSTS PER SIGN

413 QUANTITY REQ'D 1

36 X 36
W3-5

ONE "U" POST PER SIGN

418 QUANTITY REQ'D 1

36 X 36
W6-3

ONE "U" POST PER SIGN

423 QUANTITY REQ'D 2

36 X 36
R3-4

ONE "U" POST PER SIGN

404 QUANTITY REQ'D 7

36 X 48
R2-1

TWO "U" POSTS PER SIGN

409 QUANTITY REQ'D 1

60 X 36
R2-27

TWO "U" POSTS PER SIGN

414 QUANTITY REQ'D 2

36 DIA.
W10-1

ONE "U" POST PER SIGN

419 QUANTITY REQ'D 1

12 X 36
OM3-R

ONE "U" POST PER SIGN

405 QUANTITY REQ'D 1

24 X 36
R3-9b

ONE "U" POST PER SIGN

410 QUANTITY REQ'D 1

36 X 36
W1-4 (L)

ONE "U" POST PER SIGN

415 QUANTITY REQ'D 1

30 X 30
W3-1

ONE "U" POST PER SIGN

420 QUANTITY REQ'D 8

18 X 18
OM4-3

ONE "U" POST PER SIGN

TYPE 'E' SIGNS

2/19/2013
 C:\Users\chennelr\Documents\CADD\Signing\CADD\Signing_Layout_Plans\R-2241A_sign_sheets-1-3.dgn
 chennelr

APPROVED: *Patsy L. Watson*

DATE: 8/1/12

SEAL



Stantec
 Stantec Consulting Services Inc.
 801 Jones Franklin Road
 Suite 300
 Raleigh, NC 27606
 Tel. (919) 851-6866
 Fax. (919) 851-7024
 www.stantec.com
 License No. F-0672

501 507

TWO "U" POSTS PER SIGN

511

ONE "U" POST PER SIGN

517

TWO "U" POSTS PER SIGN

524 526 530 532 536

ONE "U" POST PER SIGN

502 508 516

TWO "U" POSTS PER SIGN

512

TWO "U" POSTS PER SIGN

518

TWO "U" POSTS PER SIGN

525 531

TWO "U" POSTS PER SIGN

503 505 509 519

TWO "U" POSTS PER SIGN

513 522 528 534

ONE "U" POST PER SIGN

520

TWO "U" POSTS PER SIGN

527 533 537

TWO "U" POSTS PER SIGN

504 510

TWO "U" POSTS PER SIGN

514

ONE "U" POST PER SIGN

521

ONE "U" POST PER SIGN

506

TWO "U" POSTS PER SIGN

515

TWO "U" POSTS PER SIGN

523 529 535

ONE "U" POST PER SIGN


TYPE 'F' SIGNS

8/1/2012 11:17:41 AM C:\Users\lloyd\Documents\Signing\CADD\Signing\Layout_Plan\Plans\R-2241A_sign_sheets 1-3.dgn

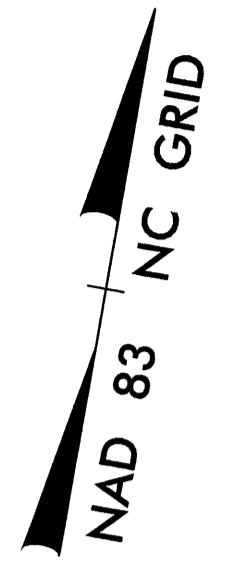


APPROVED: *Betsy L. Watson*

DATE: 8/1/12



Stantec
 Stantec Consulting Services Inc.
 801 Jones Franklin Road
 Suite 300
 Raleigh, NC 27606
 Tel. (919) 851-6866
 Fax. (919) 851-7024
 www.stantec.com
 License No. F-0672



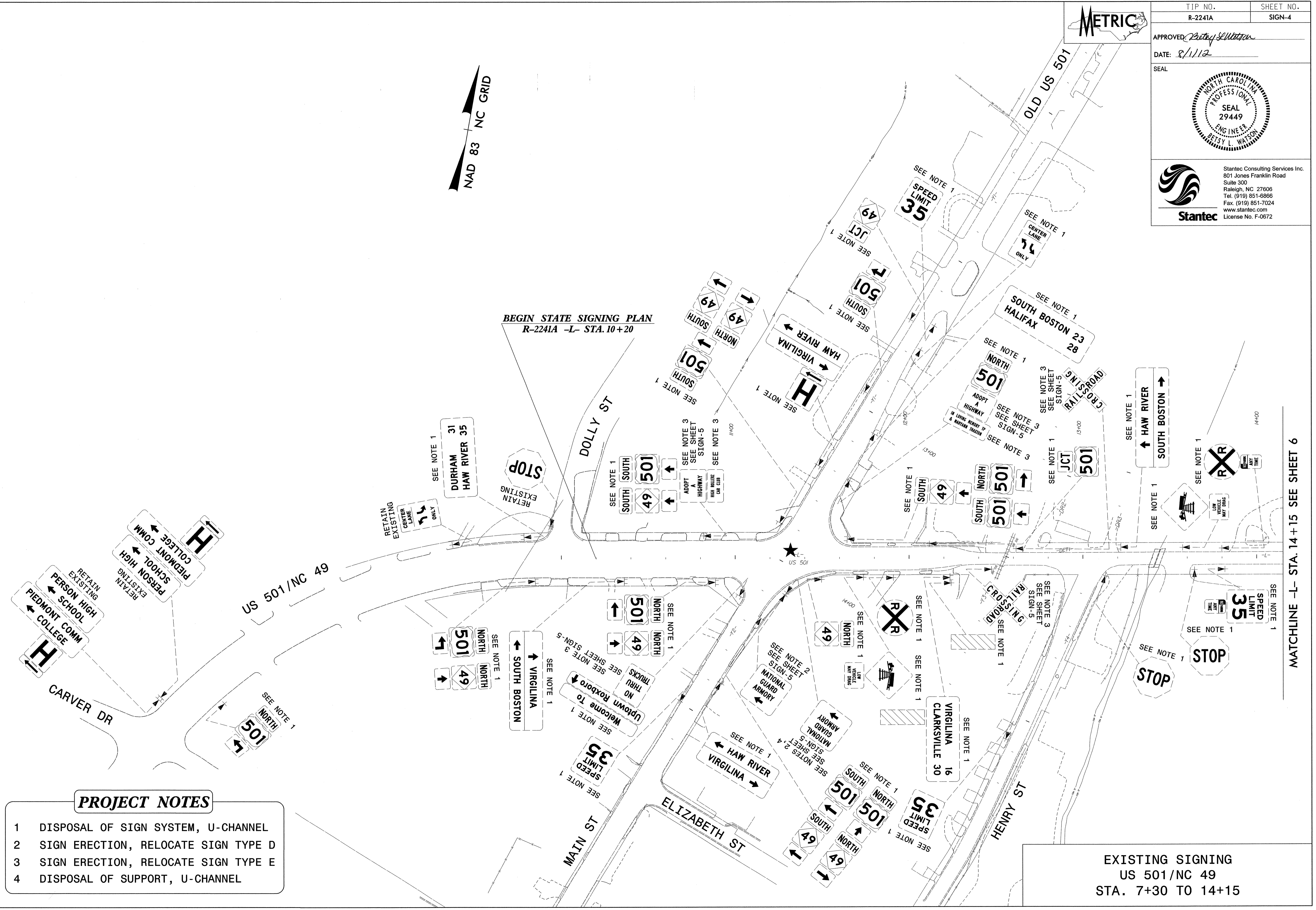
BEGIN STATE SIGNING PLAN
 R-2241A -L- STA. 10+20

- PROJECT NOTES**
- DISPOSAL OF SIGN SYSTEM, U-CHANNEL
 - SIGN ERECTION, RELOCATE SIGN TYPE D
 - SIGN ERECTION, RELOCATE SIGN TYPE E
 - DISPOSAL OF SUPPORT, U-CHANNEL

EXISTING SIGNING
 US 501/NC 49
 STA. 7+30 TO 14+15

MATCHLINE -L- STA. 14+15 SEE SHEET 6

8/1/2012 10:53:00 AM C:\Users\jw\Documents\CADD\Signing\Layout\Plans\2241A_sign_04.dgn





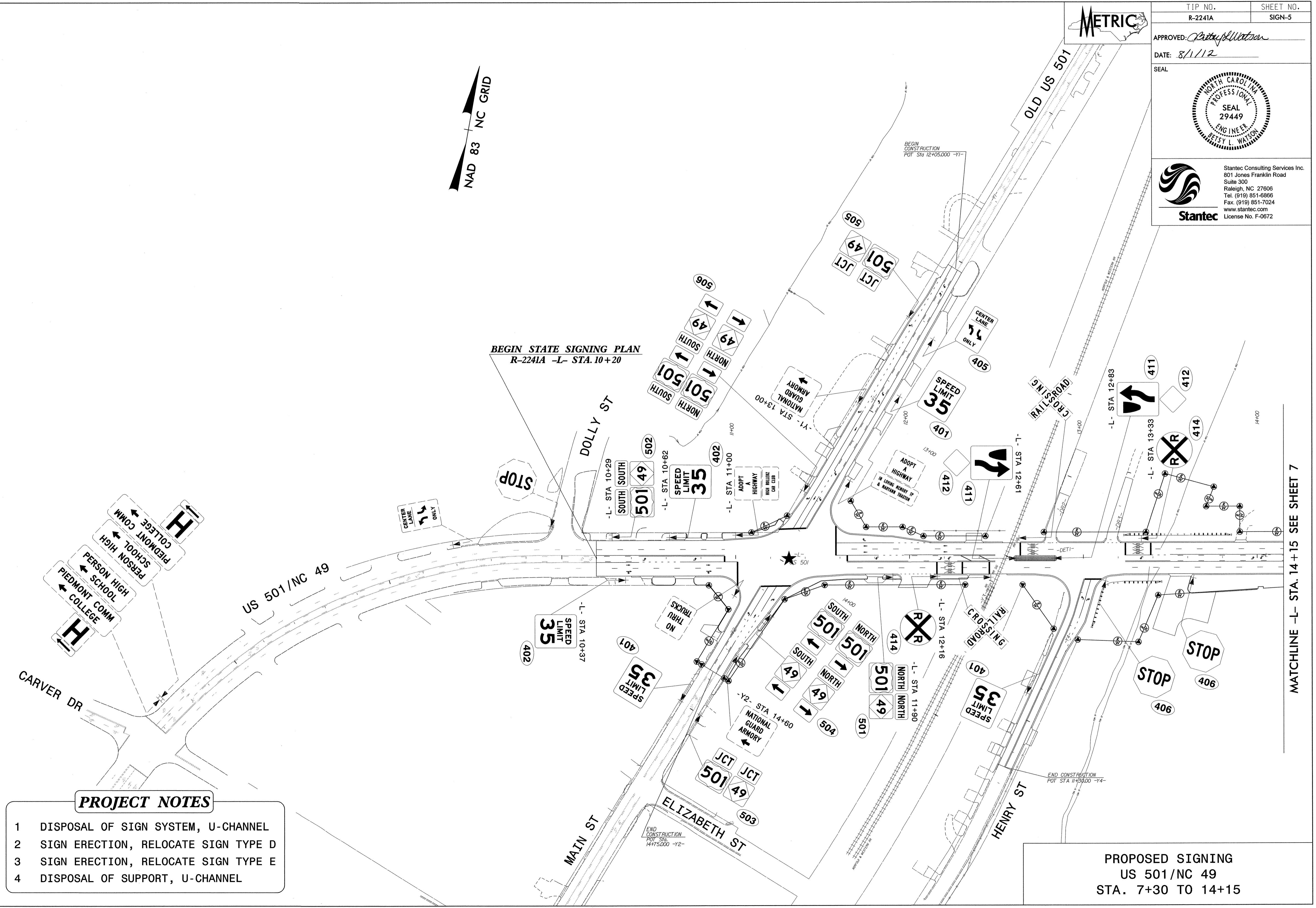
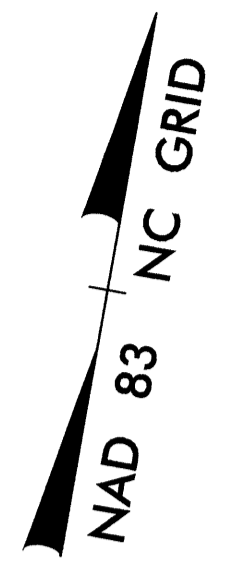
APPROVED: *Betsy L. Watson*

DATE: 8/1/12

SEAL



Stantec
Stantec Consulting Services Inc.
801 Jones Franklin Road
Suite 300
Raleigh, NC 27606
Tel. (919) 851-6866
Fax. (919) 851-7024
www.stantec.com
License No. F-0672



PROJECT NOTES

- 1 DISPOSAL OF SIGN SYSTEM, U-CHANNEL
- 2 SIGN ERECTION, RELOCATE SIGN TYPE D
- 3 SIGN ERECTION, RELOCATE SIGN TYPE E
- 4 DISPOSAL OF SUPPORT, U-CHANNEL

PROPOSED SIGNING
US 501/NC 49
STA. 7+30 TO 14+15

MATCHLINE -L- STA. 14 + 15 SEE SHEET 7

8/1/2012 11:45:11 AM C:\Users\jwatson\Documents\Projects\2241A\Signing\Layout_Plan\2241A_Signing_05.dgn

METRIC

TIP NO. R-2241A SHEET NO. SIGN-6

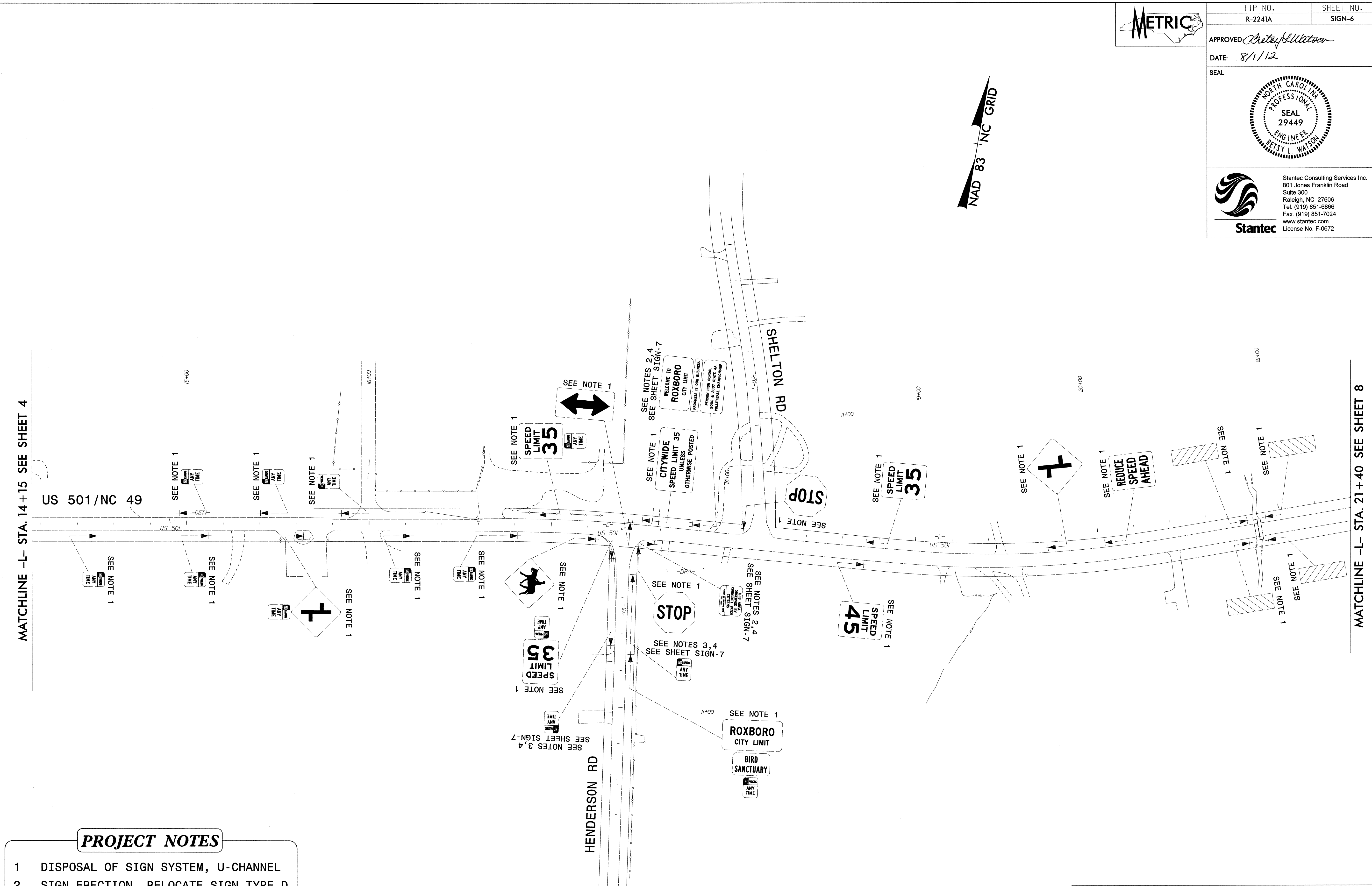
APPROVED *Betsy L. Watson*

DATE: 8/1/12

SEAL

Stantec Consulting Services Inc.
801 Jones Franklin Road
Suite 300
Raleigh, NC 27606
Tel. (919) 851-6866
Fax. (919) 851-7024
www.stantec.com
License No. F-0672

NAD 83 NC GRID



- PROJECT NOTES**
- 1 DISPOSAL OF SIGN SYSTEM, U-CHANNEL
 - 2 SIGN ERECTION, RELOCATE SIGN TYPE D
 - 3 SIGN ERECTION, RELOCATE SIGN TYPE E
 - 4 DISPOSAL OF SUPPORT, U-CHANNEL

EXISTING SIGNING
US 501/NC 49
STA. 14+15 TO 21+40

8/1/2016 8:10:51 AM C:\Users\jwagner\Documents\Projects\2241A\sign_06.dgn

METRIC

TIP NO. R-2241A SHEET NO. SIGN-7

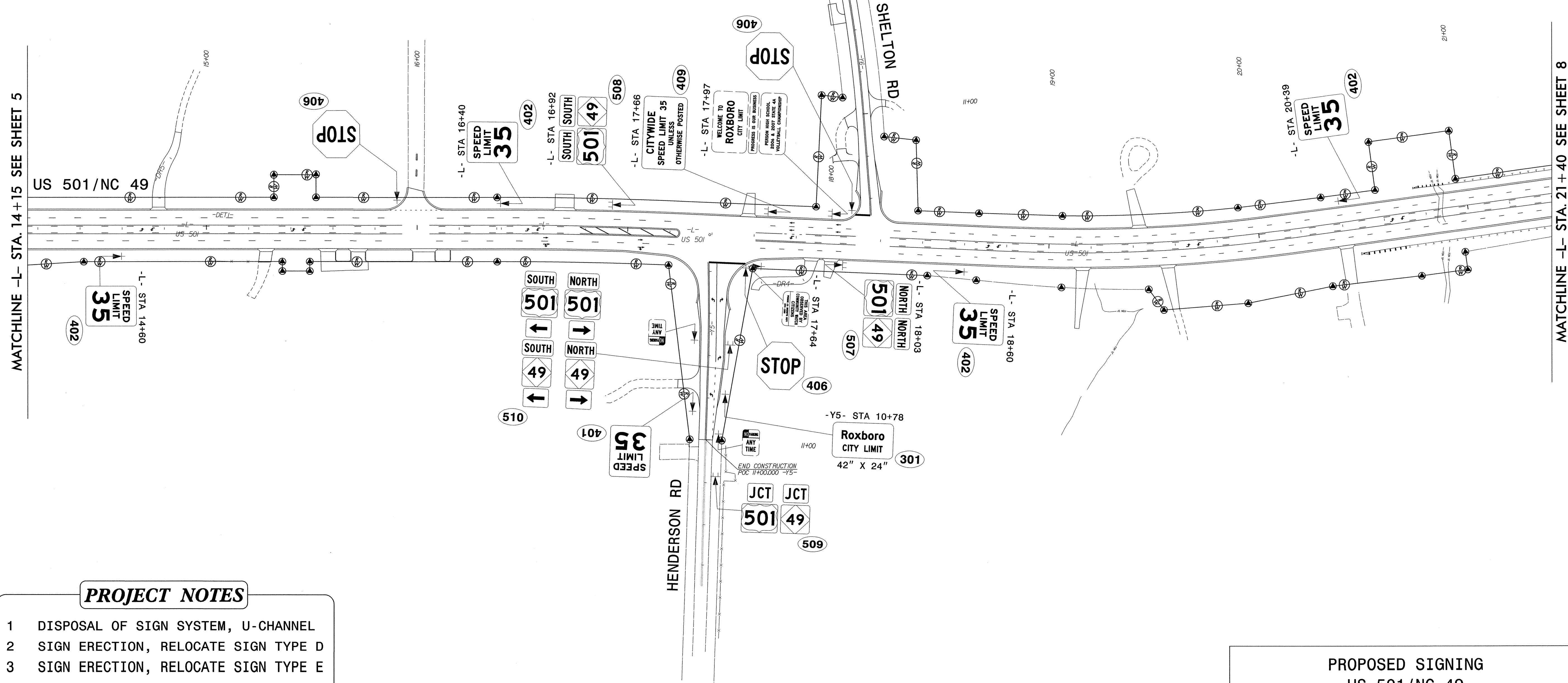
APPROVED: *Betsy L. Watson*

DATE: 8/1/12

SEAL

Stantec Consulting Services Inc.
801 Jones Franklin Road
Suite 300
Raleigh, NC 27606
Tel. (919) 851-6866
Fax. (919) 851-7024
www.stantec.com
License No. F-0672

NAD 83 NC GRID



MATCHLINE -L- STA. 14+15 SEE SHEET 5

MATCHLINE -L- STA. 21+40 SEE SHEET 8

PROJECT NOTES

- 1 DISPOSAL OF SIGN SYSTEM, U-CHANNEL
- 2 SIGN ERECTION, RELOCATE SIGN TYPE D
- 3 SIGN ERECTION, RELOCATE SIGN TYPE E
- 4 DISPOSAL OF SUPPORT, U-CHANNEL

PROPOSED SIGNING
US 501/NC 49
STA. 14+15 TO 21+40

8/1/2012 1:58:11 PM C:\Users\jherman\OneDrive\Documents\Projects\2241A\sign_07.dgn


METRIC

TIP NO. R-2241A	SHEET NO. SIGN-8
--------------------	---------------------

APPROVED *Betsy L. Watson*

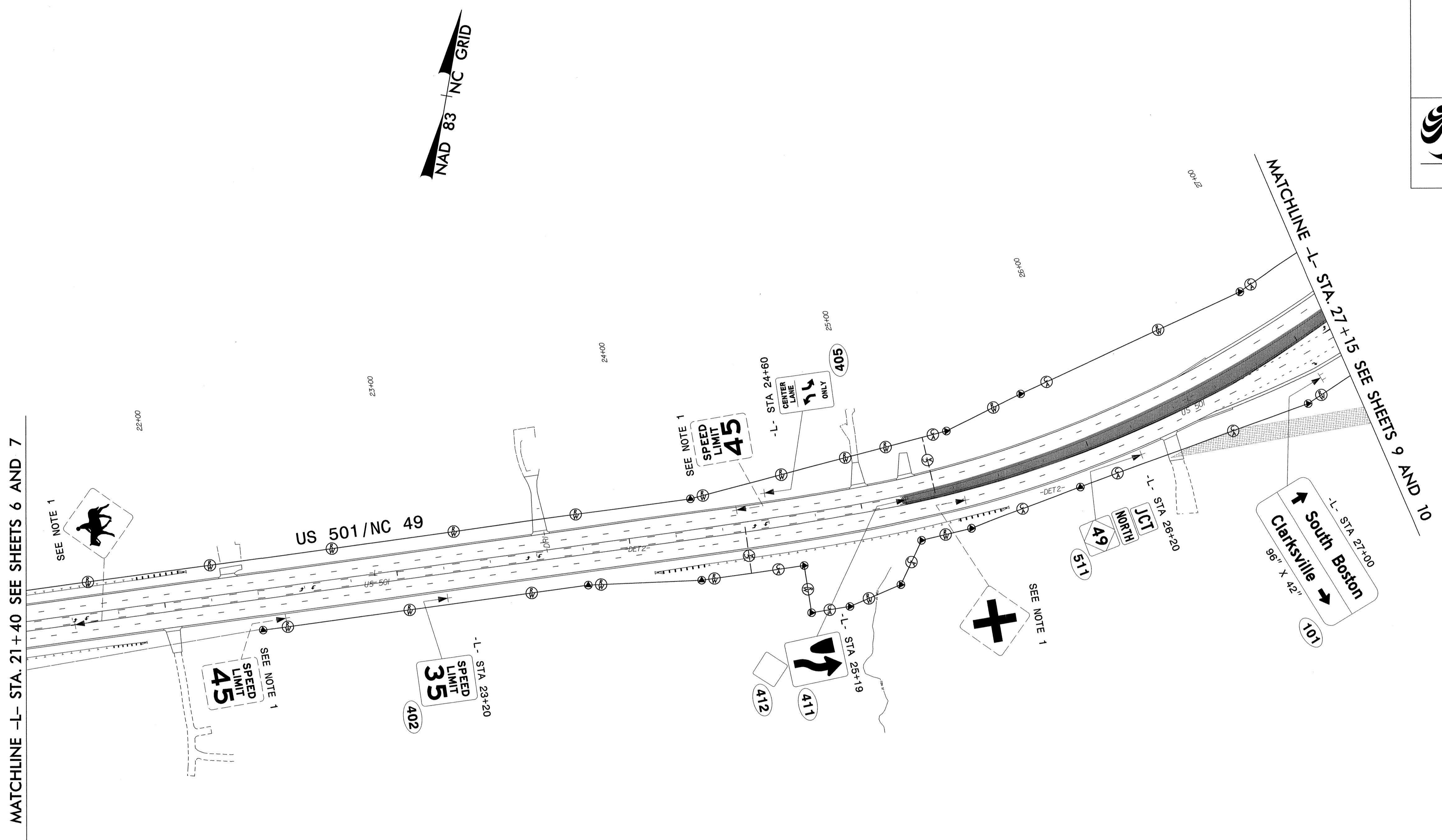
DATE: 8/1/12

SEAL



Stantec

Stantec Consulting Services Inc.
801 Jones Franklin Road
Suite 300
Raleigh, NC 27606
Tel. (919) 851-6866
Fax. (919) 851-7024
www.stantec.com
License No. F-0672



PROJECT NOTES

- 1 DISPOSAL OF SIGN SYSTEM, U-CHANNEL
- 2 SIGN ERECTION, RELOCATE SIGN TYPE D
- 3 SIGN ERECTION, RELOCATE SIGN TYPE E
- 4 DISPOSAL OF SUPPORT, U-CHANNEL


EXISTING & PROPOSED SIGNING
US 501/NC 49
STA. 21+40 TO 27+15

8/1/2012 1:58:00 PM C:\Users\jwatson\Documents\Projects\2241A\Signing\Layout\Plans\RF2241A_sign_08.dgn



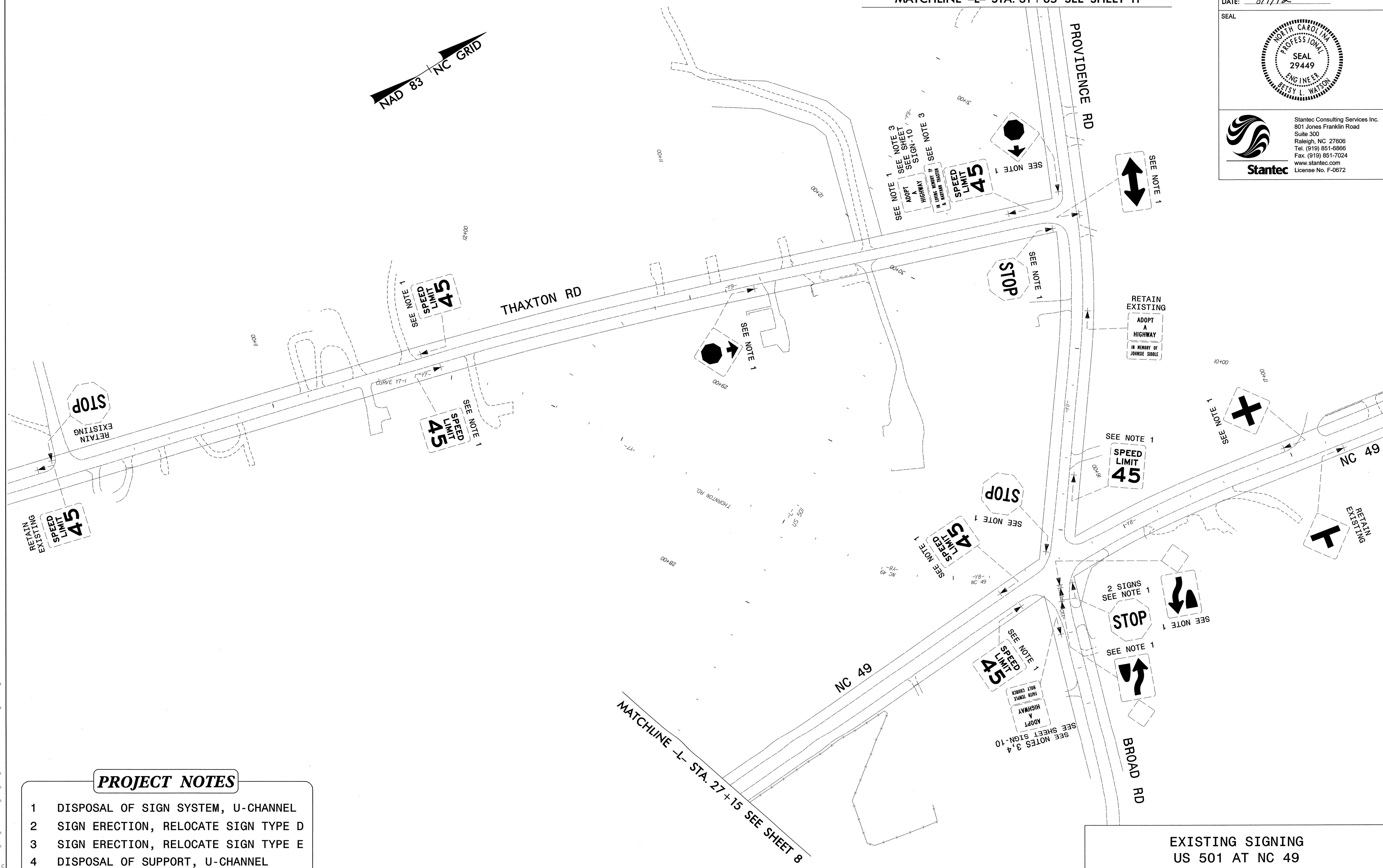
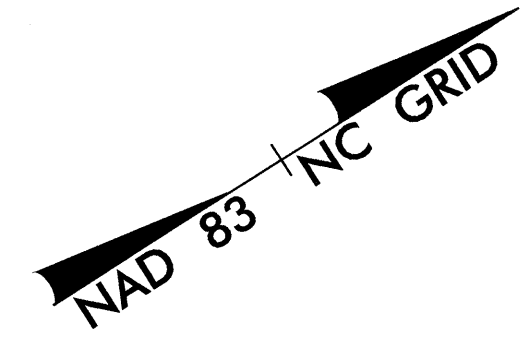
TIP NO. R-2241A	SHEET NO. SIGN-9
--------------------	---------------------

APPROVED: *Betsy L. Watson*
DATE: 8/1/12



Stantec
Stantec Consulting Services Inc.
801 Jones Franklin Road
Suite 300
Raleigh, NC 27606
Tel. (919) 851-8866
Fax. (919) 851-7024
www.stantec.com
License No. F-0672

MATCHLINE -L- STA. 31+65 SEE SHEET 11



PROJECT NOTES

- 1 DISPOSAL OF SIGN SYSTEM, U-CHANNEL
- 2 SIGN ERECTION, RELOCATE SIGN TYPE D
- 3 SIGN ERECTION, RELOCATE SIGN TYPE E
- 4 DISPOSAL OF SUPPORT, U-CHANNEL

EXISTING SIGNING
US 501 AT NC 49
STA. 27+15 TO 31+65

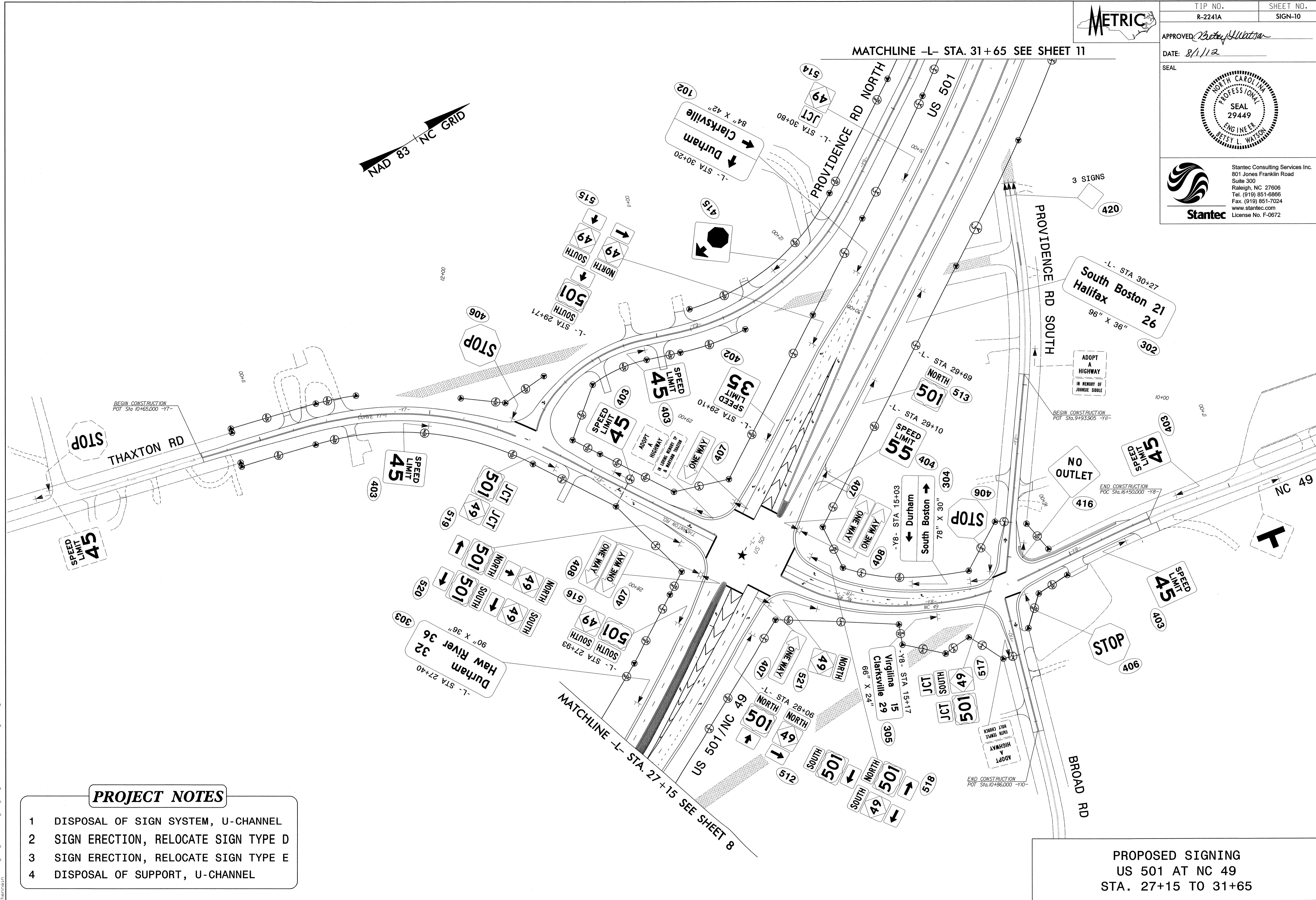
8/1/2012 10:51:00 AM C:\Users\jchad\Documents\Projects\2241A\2241A_sgn_09.dgn



APPROVED: *Betsy L. Watson*
DATE: 8/1/12



Stantec
Stantec Consulting Services Inc.
801 Jones Franklin Road
Suite 300
Raleigh, NC 27606
Tel: (919) 851-8866
Fax: (919) 851-7024
www.stantec.com
License No. F-0672



PROJECT NOTES

- 1 DISPOSAL OF SIGN SYSTEM, U-CHANNEL
- 2 SIGN ERECTION, RELOCATE SIGN TYPE D
- 3 SIGN ERECTION, RELOCATE SIGN TYPE E
- 4 DISPOSAL OF SUPPORT, U-CHANNEL

PROPOSED SIGNING
US 501 AT NC 49
STA. 27+15 TO 31+65

8/1/2012 10:51:30 AM C:\Users\jwatts\Documents\Projects\2241A\Layout\10.dgn



TIP NO. R-2241A	SHEET NO. SIGN-11
--------------------	----------------------

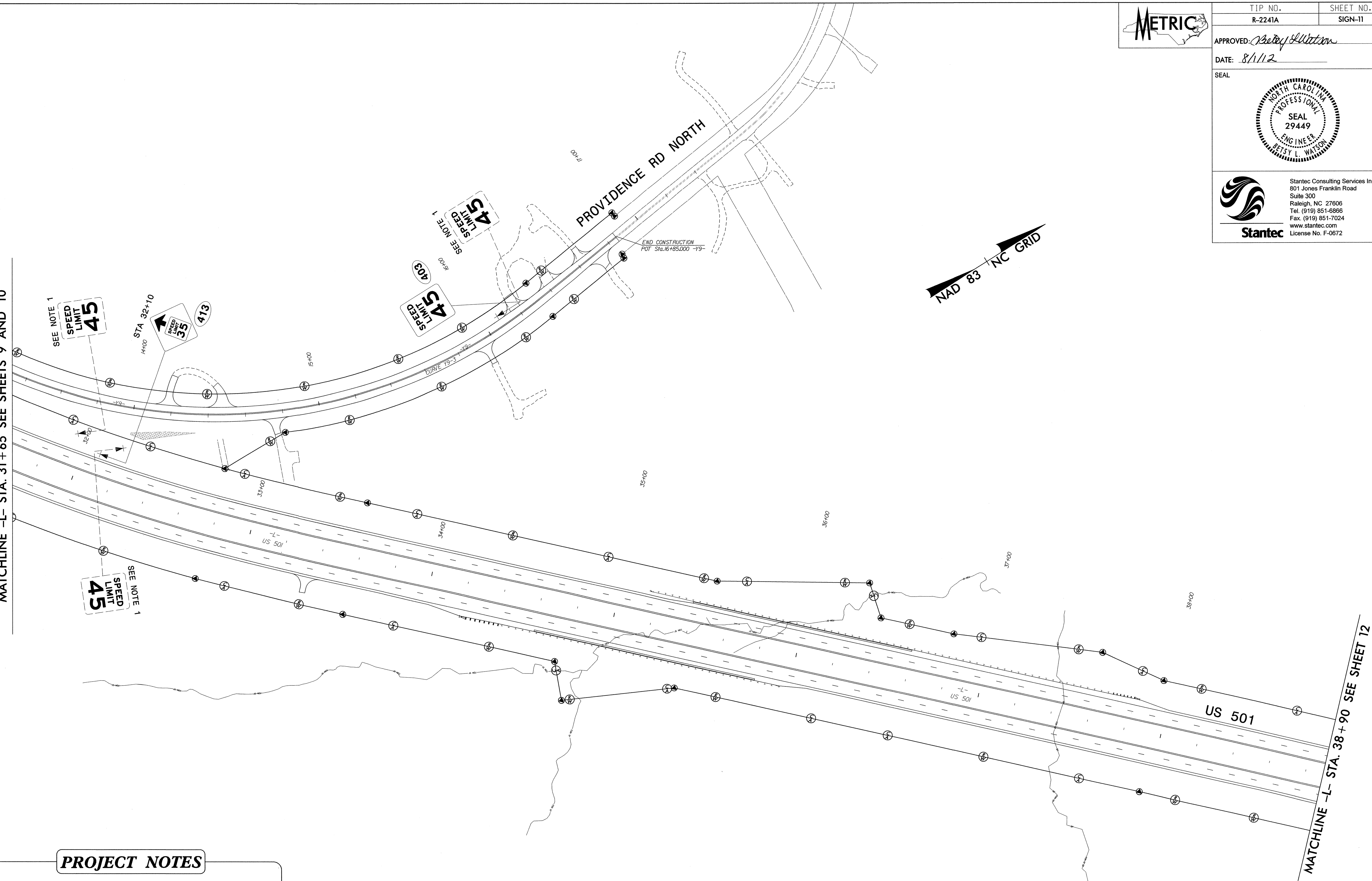
APPROVED: *Betsy L. Watson*

DATE: 8/1/12



Stantec
 Stantec Consulting Services Inc.
 801 Jones Franklin Road
 Suite 300
 Raleigh, NC 27606
 Tel. (919) 851-6866
 Fax. (919) 851-7024
 www.stantec.com
 License No. F-0672

MATCHLINE -L- STA. 31+65 SEE SHEETS 9 AND 10



PROJECT NOTES

- 1 DISPOSAL OF SIGN SYSTEM, U-CHANNEL
- 2 SIGN ERECTION, RELOCATE SIGN TYPE D
- 3 SIGN ERECTION, RELOCATE SIGN TYPE E
- 4 DISPOSAL OF SUPPORT, U-CHANNEL

EXISTING & PROPOSED SIGNING
 US 501
 STA. 31+65 TO 38+90

8/1/2012
 J:\Projects\2012\08\01\Signing\CADD\Signing-Layout_Plans\R2241A_sign_11.dgn



TIP NO. R-2241A	SHEET NO. SIGN-12
--------------------	----------------------

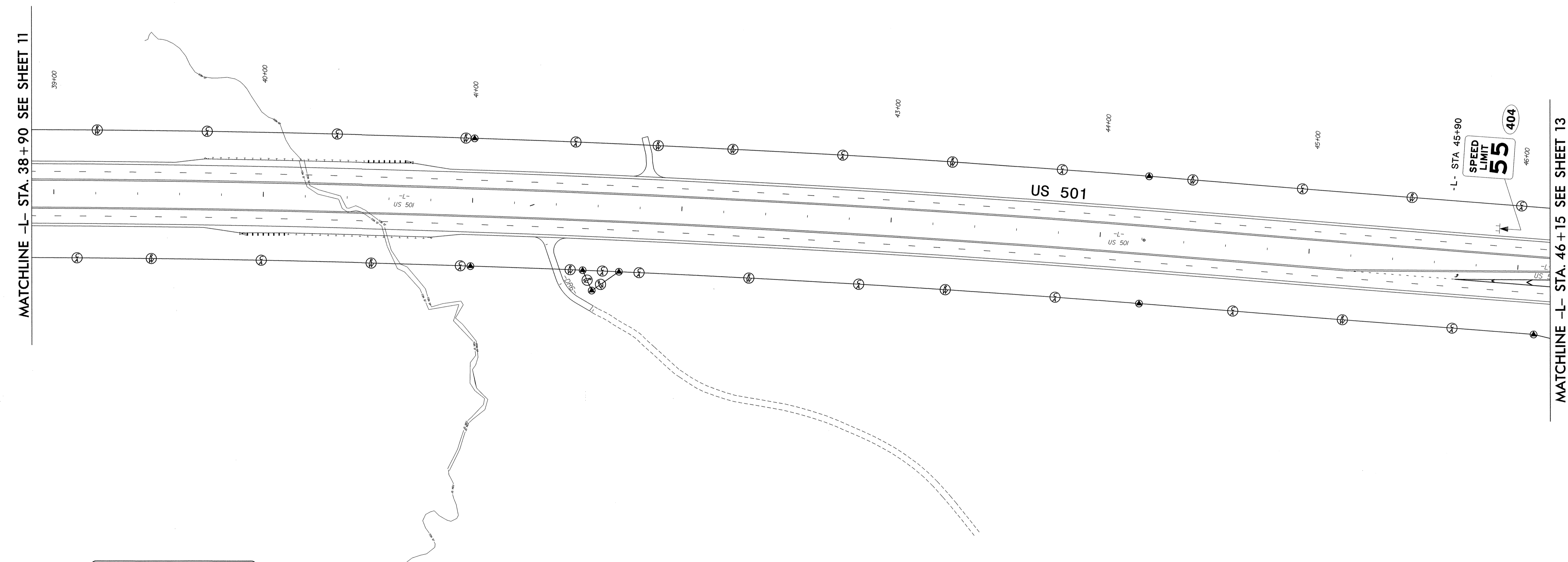
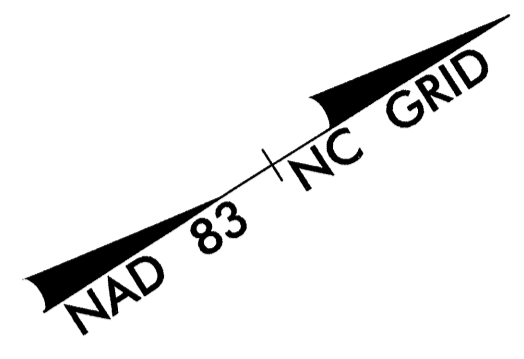
APPROVED: *Betsy L. Watson*

DATE: 8/1/12

SEAL



Stantec Consulting Services Inc.
801 Jones Franklin Road
Suite 300
Raleigh, NC 27606
Tel. (919) 851-8888
Fax. (919) 851-7024
www.stantec.com
License No. F-0672

**PROJECT NOTES**

- 1 DISPOSAL OF SIGN SYSTEM, U-CHANNEL
- 2 SIGN ERECTION, RELOCATE SIGN TYPE D
- 3 SIGN ERECTION, RELOCATE SIGN TYPE E
- 4 DISPOSAL OF SUPPORT, U-CHANNEL

PROPOSED SIGNING
US 501
STA. 38+90 TO 46+15

8/1/2012 10:41:11 AM C:\Users\jwatts\Documents\Projects\2241A\sign-12.dgn



TIP NO. R-2241A	SHEET NO. SIGN-13
--------------------	----------------------

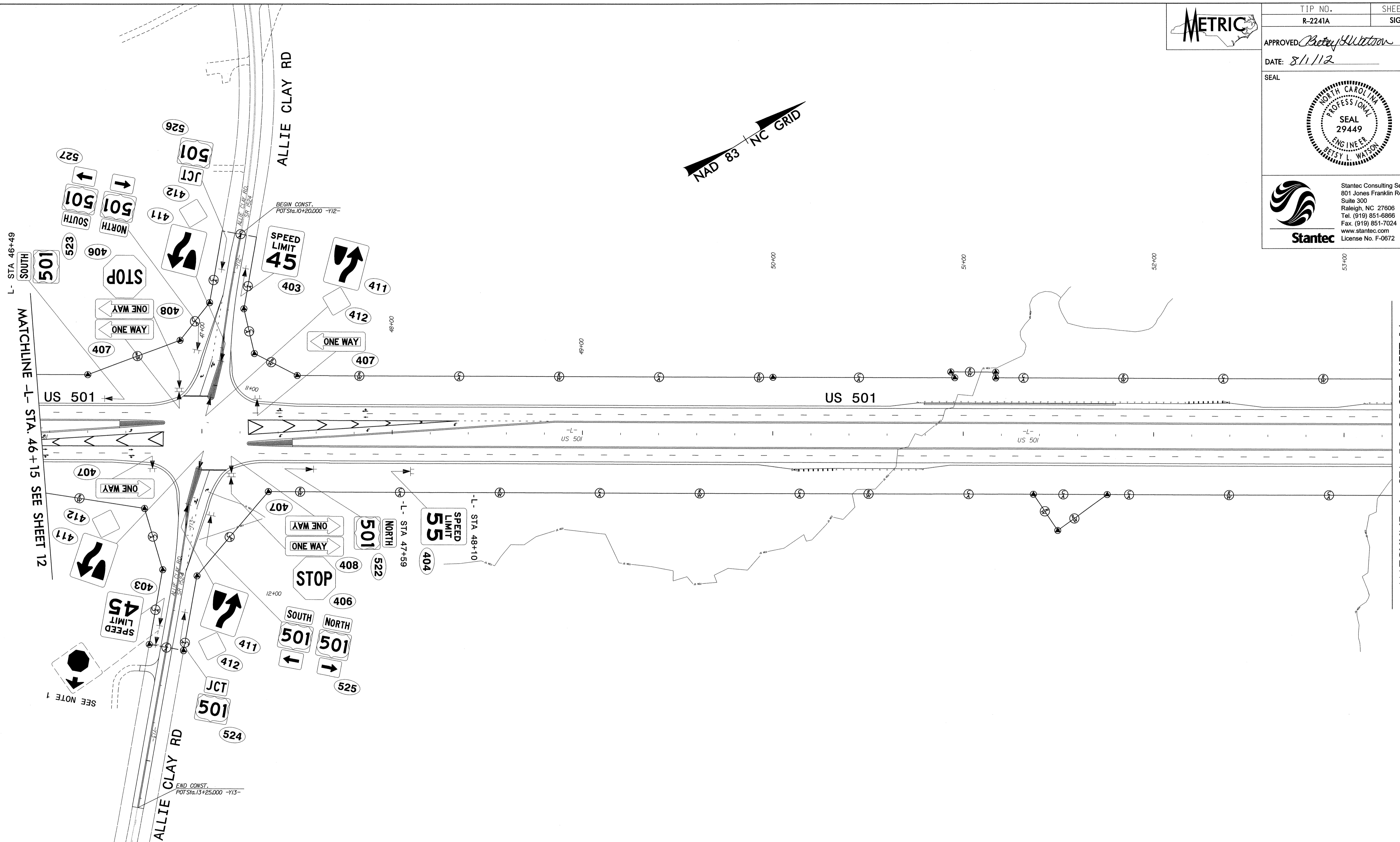
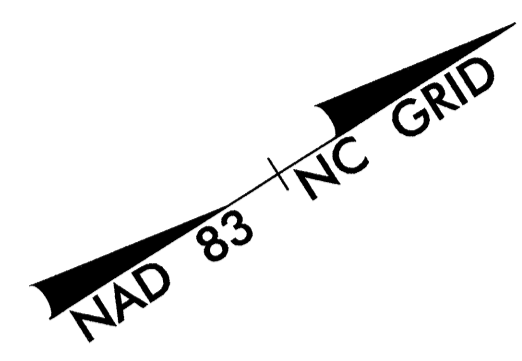
APPROVED *Betsy L. Watson*

DATE: 8/1/12

SEAL



Stantec
Stantec Consulting Services Inc.
801 Jones Franklin Road
Suite 300
Raleigh, NC 27606
Tel. (919) 851-6866
Fax. (919) 851-7024
www.stantec.com
License No. F-0672



STA. 46+49
-L- SOUTH

MATCHLINE -L- STA. 46+15 SEE SHEET 12

STA. 47+59
-L- NORTH


STA. 48+10
-L- SPEED LIMIT 55

MATCHLINE -L- STA. 53+25 SEE SHEET 14

PROJECT NOTES

- 1 DISPOSAL OF SIGN SYSTEM, U-CHANNEL
- 2 SIGN ERECTION, RELOCATE SIGN TYPE D
- 3 SIGN ERECTION, RELOCATE SIGN TYPE E
- 4 DISPOSAL OF SUPPORT, U-CHANNEL

EXISTING & PROPOSED SIGNING
US 501
STA. 46+15 TO 53+25

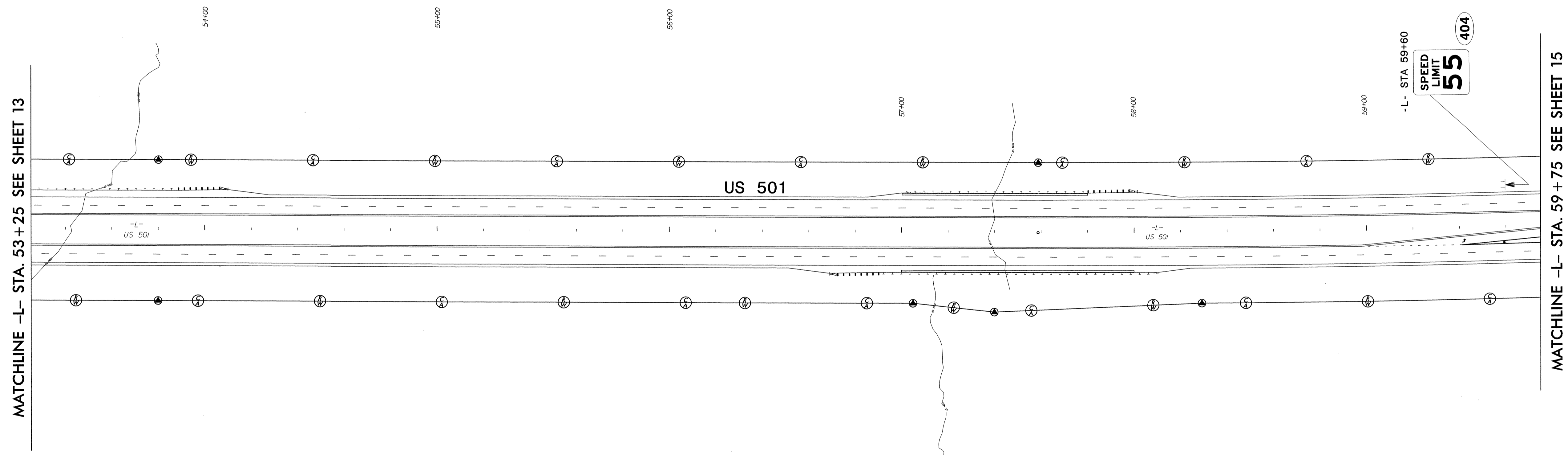
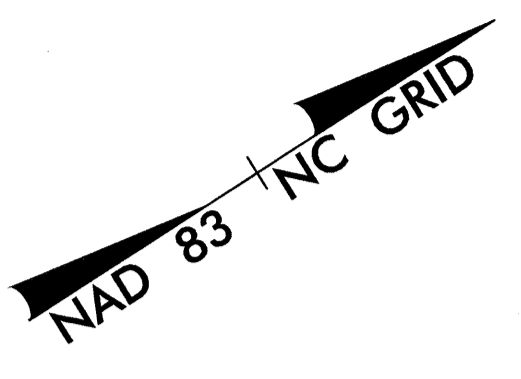


TIP NO. R-2241A	SHEET NO. SIGN-14
--------------------	----------------------

APPROVED: *Betsy Watson*
DATE: 8/1/12



Stantec
Stantec Consulting Services Inc.
801 Jones Franklin Road
Suite 300
Raleigh, NC 27606
Tel. (919) 851-6866
Fax. (919) 851-7024
www.stantec.com
License No. F-0672





PROJECT NOTES

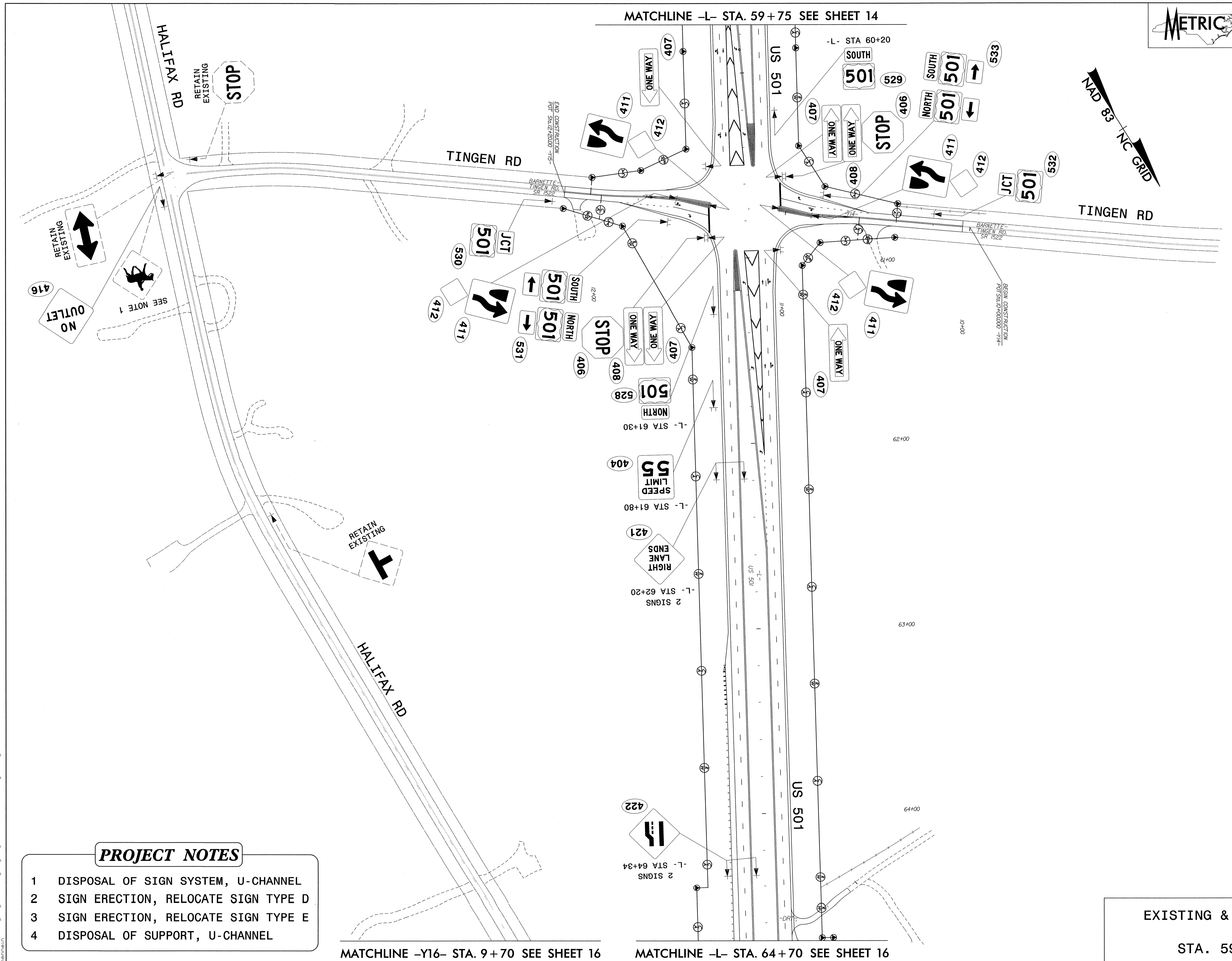
- 1 DISPOSAL OF SIGN SYSTEM, U-CHANNEL
- 2 SIGN ERECTION, RELOCATE SIGN TYPE D
- 3 SIGN ERECTION, RELOCATE SIGN TYPE E
- 4 DISPOSAL OF SUPPORT, U-CHANNEL

PROPOSED SIGNING
US 501
STA. 53+25 TO 59+75

8/1/2012 11:41:00 AM C:\Users\jhamerlin\Documents\Projects\2241A\Sign\14.dgn



TIP NO. R-2241A	SHEET NO. SIGN-15
APPROVED: <i>Betsy L. Watson</i>	
DATE: 8/1/12	
SEAL	
	
	
Stantec Consulting Services Inc. 801 Jones Franklin Road Suite 300 Raleigh, NC 27606 Tel. (919) 851-6866 Fax. (919) 851-7024 www.stantec.com License No. F-0672	



PROJECT NOTES

- 1 DISPOSAL OF SIGN SYSTEM, U-CHANNEL
- 2 SIGN ERECTION, RELOCATE SIGN TYPE D
- 3 SIGN ERECTION, RELOCATE SIGN TYPE E
- 4 DISPOSAL OF SUPPORT, U-CHANNEL

EXISTING & PROPOSED SIGNING
 US 501
 STA. 59+75 TO 64+70

8/1/2012 1:54:00 PM C:\Users\jwatson\Documents\Projects\2012\15\Signing\Layout\Plan\US501_Signing_15.dgn





TIP NO. R-2241A	SHEET NO. SIGN-16
--------------------	----------------------

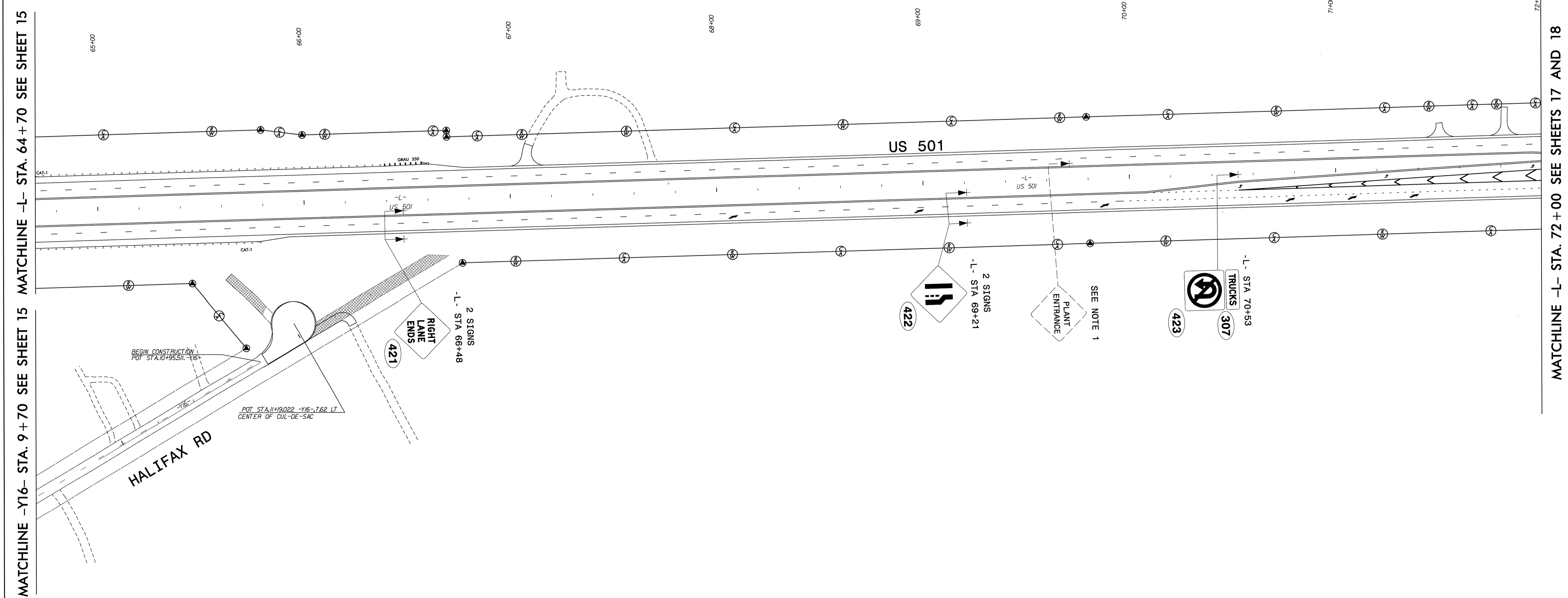
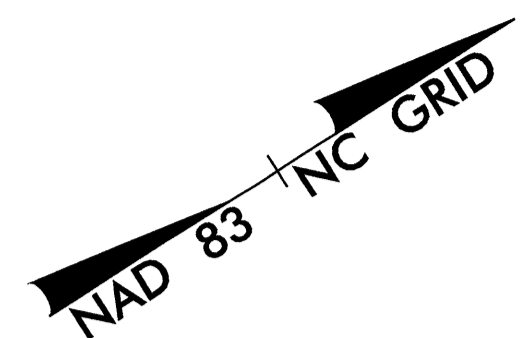
APPROVED: *Betsy L. Watson*

DATE: 2/19/13

SEAL



Stantec Consulting Services Inc.
801 Jones Franklin Road
Suite 300
Raleigh, NC 27606
Tel. (919) 851-6866
Fax. (919) 851-7024
www.stantec.com
License No. F-0672

**PROJECT NOTES**

- 1 DISPOSAL OF SIGN SYSTEM, U-CHANNEL
- 2 SIGN ERECTION, RELOCATE SIGN TYPE D
- 3 SIGN ERECTION, RELOCATE SIGN TYPE E
- 4 DISPOSAL OF SUPPORT, U-CHANNEL

EXISTING & PROPOSED SIGNING
US 501
STA. 64+70 TO 72+00

2/19/2013 10:51:11 AM C:\Users\jwatson\Documents\Projects\2241A\Signing\16.dgn
 jwatson




TIP NO. R-2241A	SHEET NO. SIGN-17
--------------------	----------------------

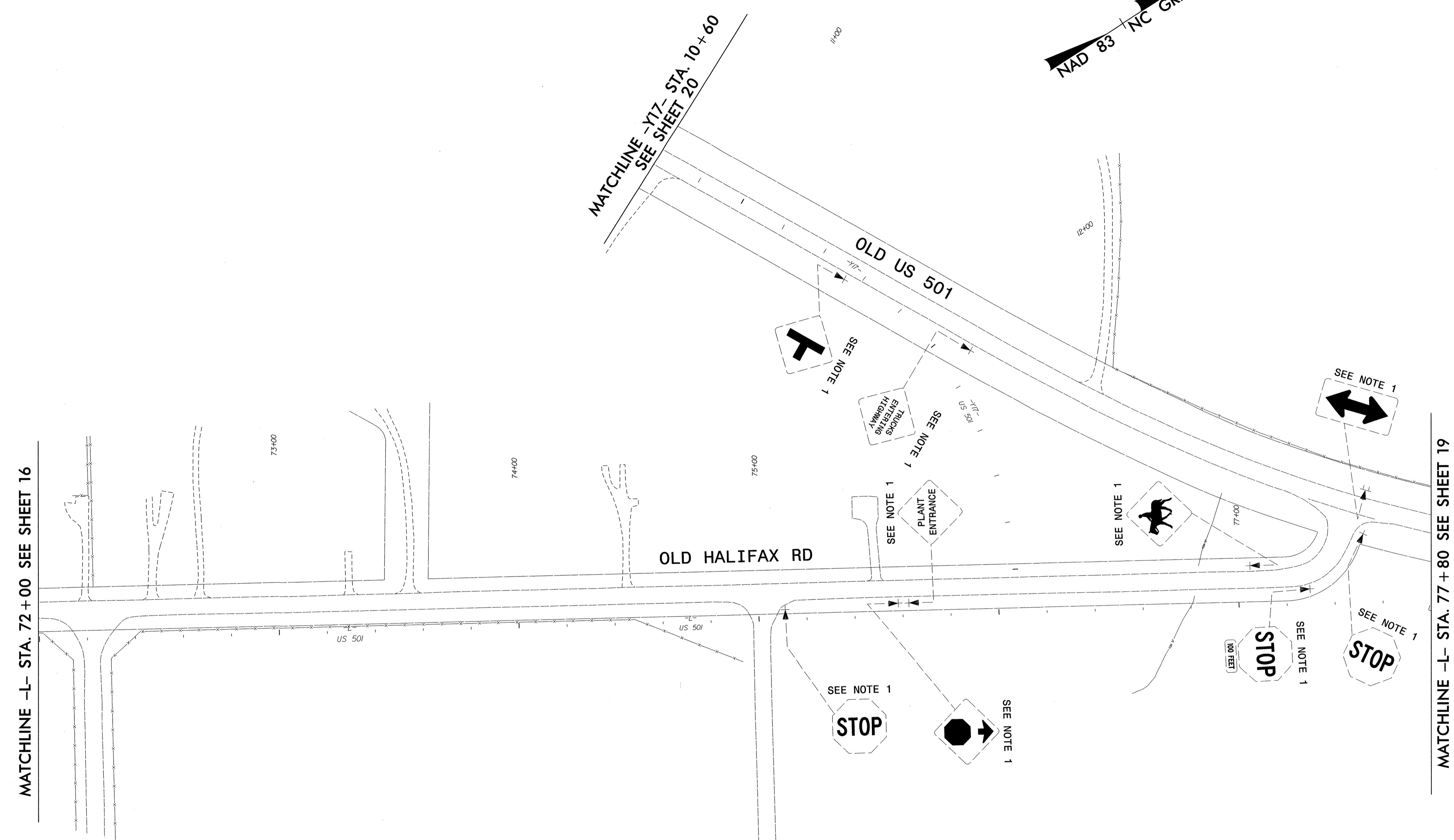
APPROVED *Betsy L. Watson*

DATE: 8/1/12

SEAL



Stantec Consulting Services Inc.
801 Jones Franklin Road
Suite 300
Raleigh, NC 27606
Tel. (919) 851-6866
Fax. (919) 851-7024
www.stantec.com
License No. F-0672



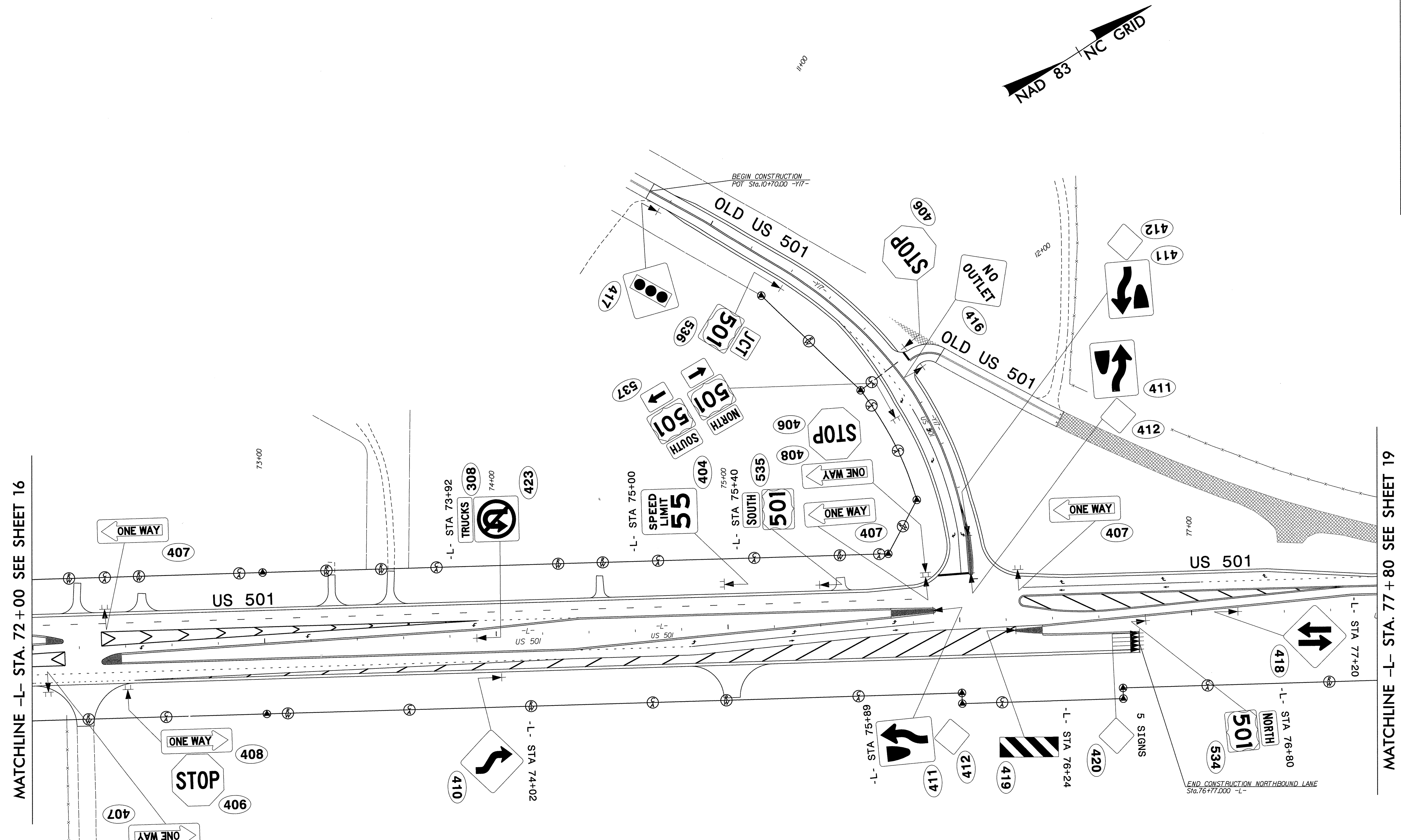
PROJECT NOTES

- 1 DISPOSAL OF SIGN SYSTEM, U-CHANNEL
- 2 SIGN ERECTION, RELOCATE SIGN TYPE D
- 3 SIGN ERECTION, RELOCATE SIGN TYPE E
- 4 DISPOSAL OF SUPPORT, U-CHANNEL

EXISTING SIGNING
US 501
STA. 72+00 TO 77+80

8/1/2012 10:51 AM C:\Signing\CAD\Signing_Layout_P\lens\R2241A_sign_17.dgn

TIP NO. R-2241A	SHEET NO. SIGN-18
APPROVED: <i>Betsy L. Watson</i>	
DATE: 2/19/13	
SEAL	
Stantec Consulting Services Inc. 801 Jones Franklin Road Suite 300 Raleigh, NC 27606 Tel. (919) 851-8866 Fax. (919) 851-7024 www.stantec.com License No. F-0672	



PROJECT NOTES

- 1 DISPOSAL OF SIGN SYSTEM, U-CHANNEL
- 2 SIGN ERECTION, RELOCATE SIGN TYPE D
- 3 SIGN ERECTION, RELOCATE SIGN TYPE E
- 4 DISPOSAL OF SUPPORT, U-CHANNEL

PROPOSED SIGNING
US 501
STA. 72+00 TO 77+80

2/19/13 9:28 AM C:\Users\jwagner\Documents\Projects\2241A\Signing\18.dgn



TIP NO.	SHEET NO.
R-2241A	SIGN-19

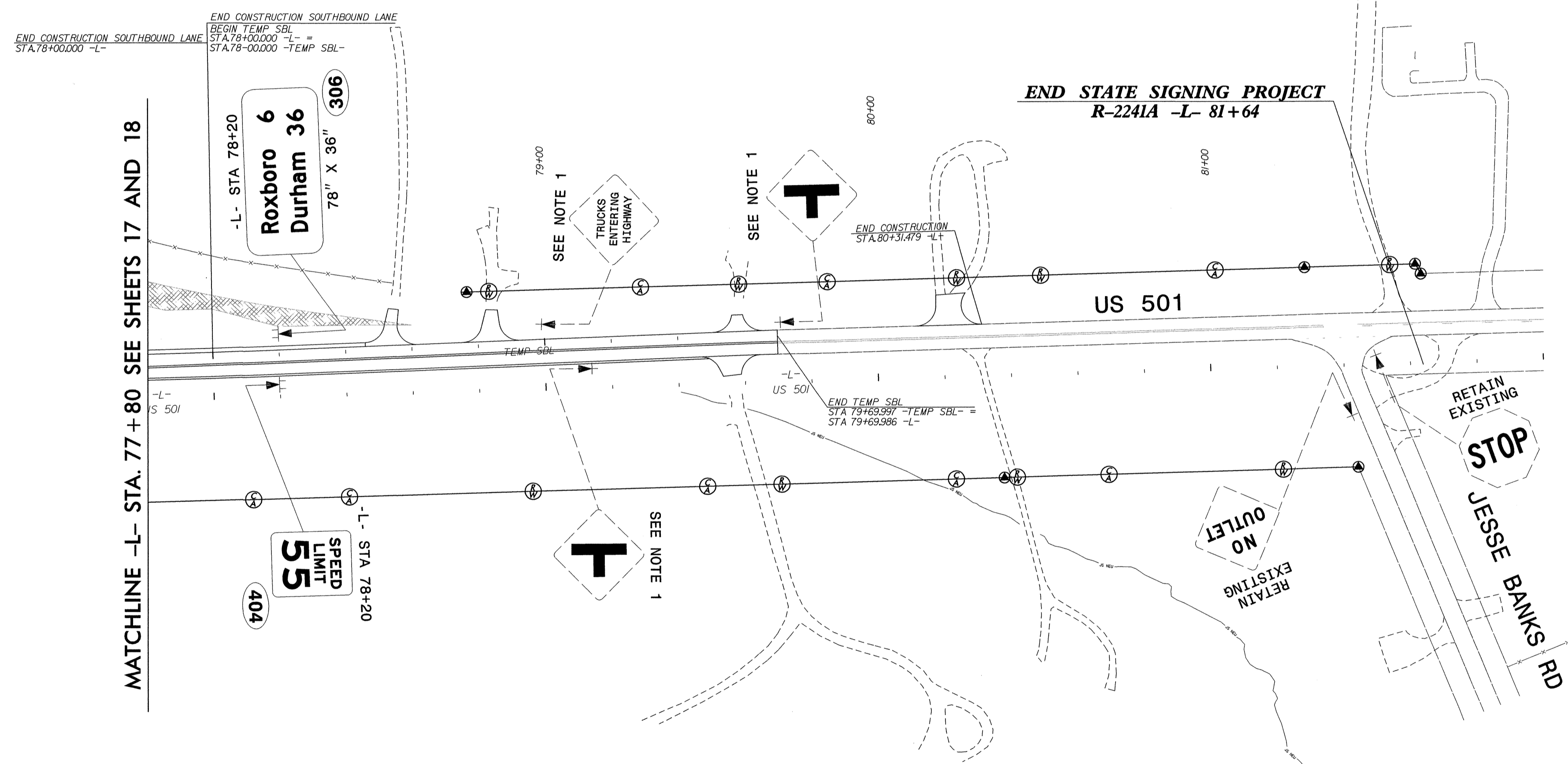
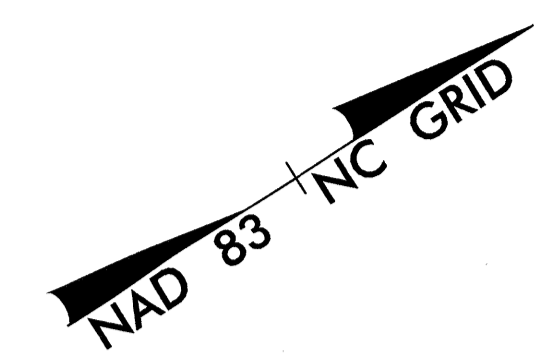
APPROVED *Betsy L. Watson*

DATE: 8/1/12

SEAL



Stantec Consulting Services Inc.
801 Jones Franklin Road
Suite 300
Raleigh, NC 27606
Tel. (919) 851-6866
Fax. (919) 851-7024
www.stantec.com
License No. F-0672





PROJECT NOTES

- 1 DISPOSAL OF SIGN SYSTEM, U-CHANNEL
- 2 SIGN ERECTION, RELOCATE SIGN TYPE D
- 3 SIGN ERECTION, RELOCATE SIGN TYPE E
- 4 DISPOSAL OF SUPPORT, U-CHANNEL

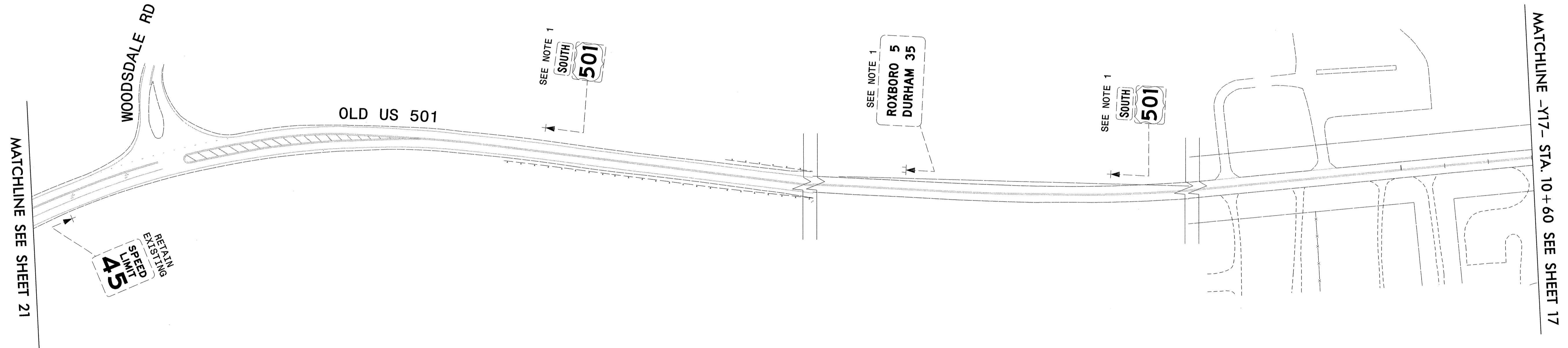
EXISTING & PROPOSED SIGNING
US 501
STA. 77+80 TO 82+00

8/1/2012 10:51:00 AM C:\Users\jhenning\Documents\Projects\2241A\2241A_sgn_19.dgn



TIP NO. R-2241A	SHEET NO. SIGN-20
APPROVED: <i>Betsy L. Watson</i>	
DATE: 8/1/12	
SEAL	
	
	
Stantec Consulting Services Inc. 801 Jones Franklin Road Suite 300 Raleigh, NC 27606 Tel. (919) 851-6866 Fax. (919) 851-7024 www.stantec.com License No. F-0672	

NAD 83 NC GRID





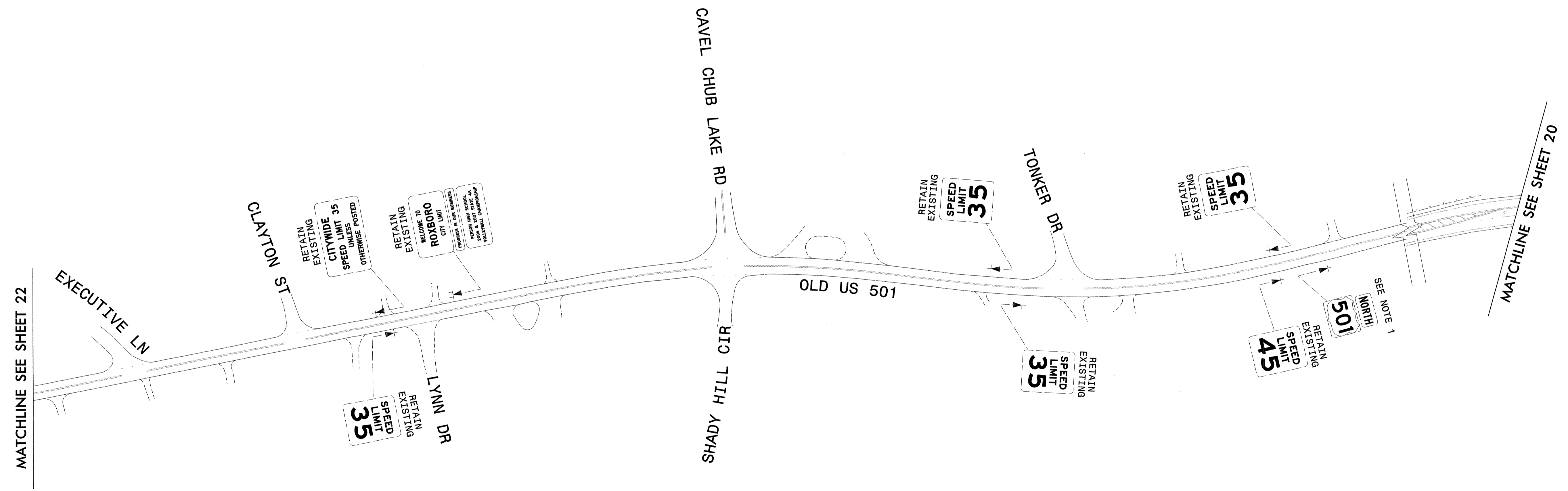
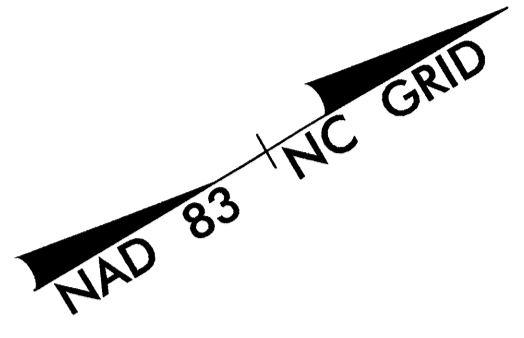
PROJECT NOTES

- 1 DISPOSAL OF SIGN SYSTEM, U-CHANNEL
- 2 SIGN ERECTION, RELOCATE SIGN TYPE D
- 3 SIGN ERECTION, RELOCATE SIGN TYPE E
- 4 DISPOSAL OF SUPPORT, U-CHANNEL

EXISTING SIGNING
 OLD US 501
 -Y17-



TIP NO. R-2241A	SHEET NO. SIGN-21
APPROVED: <i>Betsy L. Watson</i>	
DATE: 8/1/12	
SEAL	
	
	
Stantec Consulting Services Inc. 801 Jones Franklin Road Suite 300 Raleigh, NC 27606 Tel. (919) 851-6866 Fax. (919) 851-7024 www.stantec.com License No. F-0572	





PROJECT NOTES

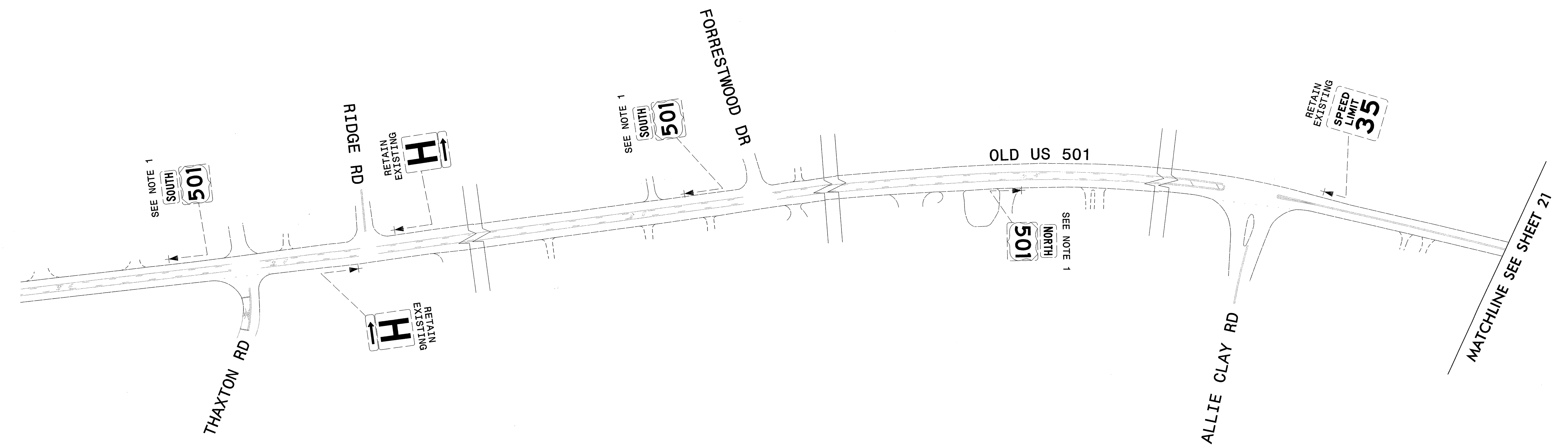
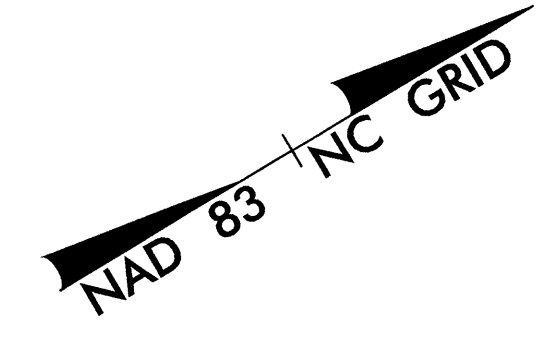
- 1 DISPOSAL OF SIGN SYSTEM, U-CHANNEL
- 2 SIGN ERECTION, RELOCATE SIGN TYPE D
- 3 SIGN ERECTION, RELOCATE SIGN TYPE E
- 4 DISPOSAL OF SUPPORT, U-CHANNEL

EXISTING SIGNING
 OLD US 501
 -Y17-

8/1/2012
 C:\Users\jfrice\OneDrive\Documents\Projects\Signing\Layout\Plans\F6241A_sign-21.dgn



TIP NO. R-2241A	SHEET NO. SIGN-22
APPROVED: <i>Betsy L. Watson</i>	
DATE: 8/1/12	
SEAL	
	
	
<small>Stantec Consulting Services Inc. 801 Jones Franklin Road Suite 300 Raleigh, NC 27606 Tel. (919) 851-6866 Fax. (919) 851-7024 www.stantec.com License No. F-0672</small>	



PROJECT NOTES

- 1 DISPOSAL OF SIGN SYSTEM, U-CHANNEL
- 2 SIGN ERECTION, RELOCATE SIGN TYPE D
- 3 SIGN ERECTION, RELOCATE SIGN TYPE E
- 4 DISPOSAL OF SUPPORT, U-CHANNEL

EXISTING SIGNING
 OLD US 501
 -Y17-

8/1/2012 File: Signing\CADD\Signing_Layout_Plans\R2241A-sign-22.dgn