

CROSS-SECTION INDEX

CROSS-SECTION SUMMARY SHEET	X-1A
-L-	X-2 TO X-4
-DR-	X-5

**STATE OF NORTH CAROLINA
DIVISION OF HIGHWAYS**

PROJ. REFERENCE NO.	SHEET NO.
B-4721	X-1A

NOTE: EMBANKMENT COLUMN DOES NOT INCLUDE BACKFILL FOR UNDERCUT

CROSS-SECTION SUMMARY

Notes:


- 1) Earthwork quantities are calculated by the Roadway Design Unit. These earthwork quantities are based in part on subsurface data provided by the Geotechnical Engineering Unit.
- 2) Approximate quantities only. Unclassified excavation, fine grading, and clearing & grubbing will be paid for at the lump sum price for "Grading".

Station	Uncl. Exc. (cu. yd.)	Embt (cu. yd.)
-L-		
12+50.00	0	0
13+00.00	20	2
13+50.00	28	2
13+95.12	30	0
TOTALS	78	4

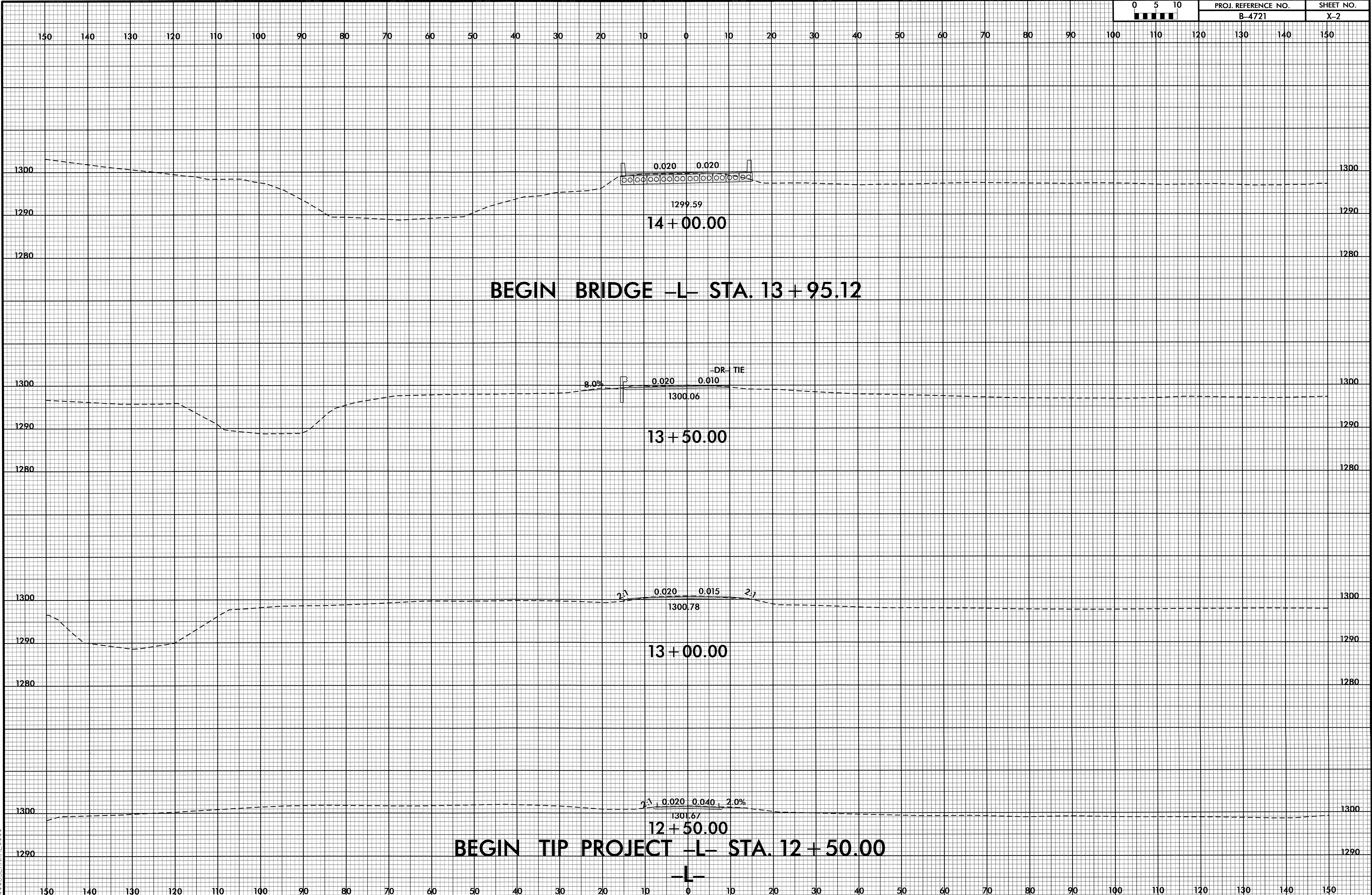
Station	Uncl. Exc. (cu. yd.)	Embt (cu. yd.)
-L-		
14+67.44	0	0
15+00.00	29	4
15+50.00	86	3
16+00.00	93	0
16+10.00	8	0
TOTALS	216	7

Station	Uncl. Exc. (cu. yd.)	Embt (cu. yd.)
-DR-		
10+10.00	0	0
10+50.00	0	28
10+75.00	0	13
11+00.00	2	5
11+15.00	2	1
TOTALS	4	47

8/23/99



PROJ. REFERENCE NO.	SHEET NO.
B-4721	X-2



BEGIN BRIDGE -L- STA. 13 + 95.12

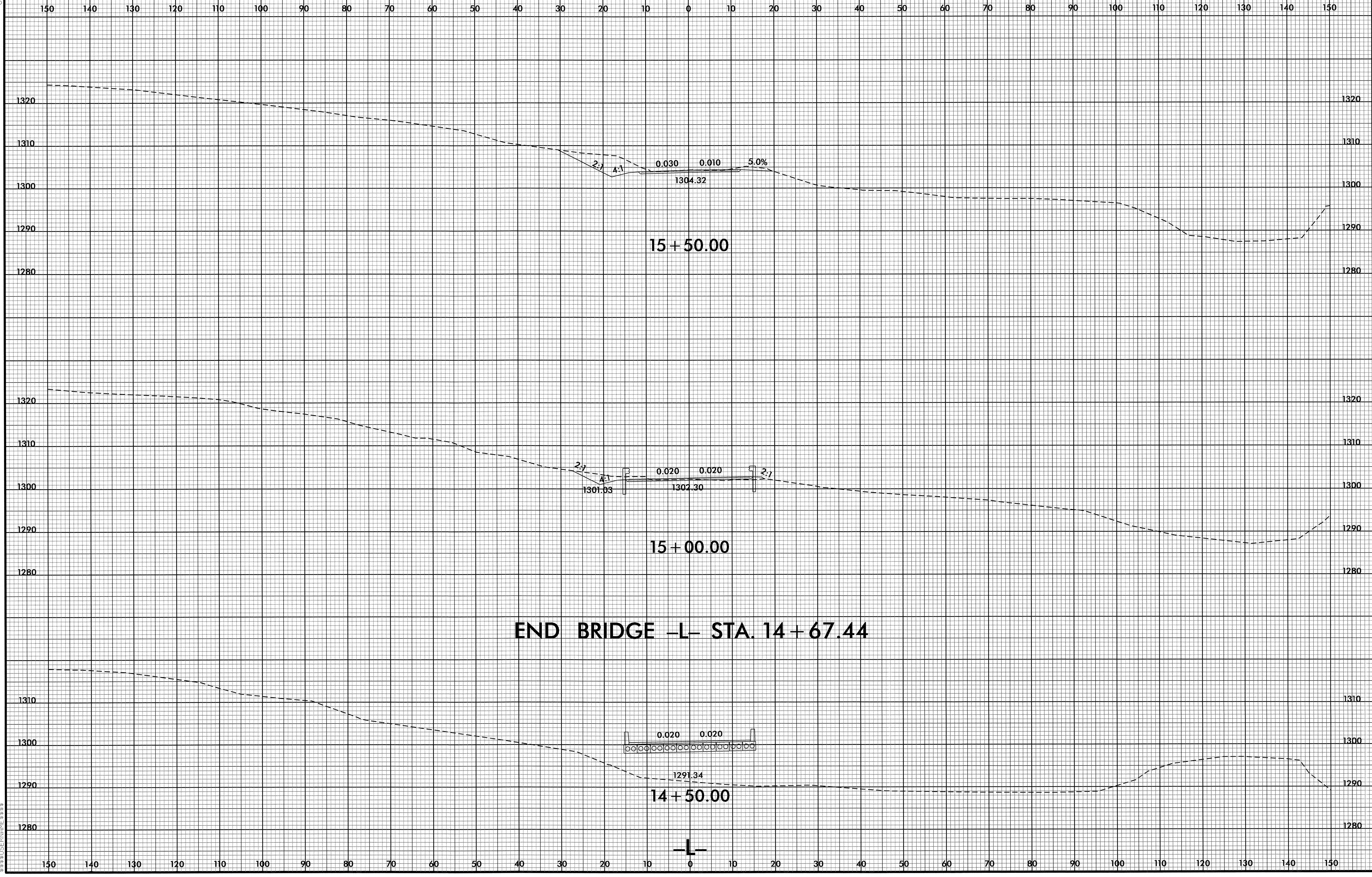
0.020 0.020
1299.59
14 + 00.00

8.0% 0.020 0.010 -DR TIE
1300.06
13 + 50.00

2:1 0.020 0.015 2:1
1300.78
13 + 00.00

2:1 0.020 0.040 2.0%
1301.67
BEGIN TIP PROJECT -L- STA. 12 + 50.00

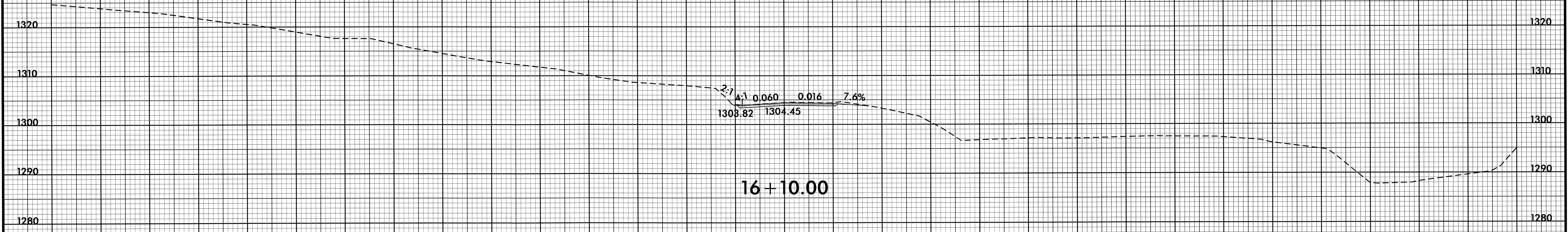
23 JAN 2013 09:50
P:\PROJECTS\B4721\Redu-xpl-L.dgn
\$\$\$\$\$SERVANT\$\$\$\$\$



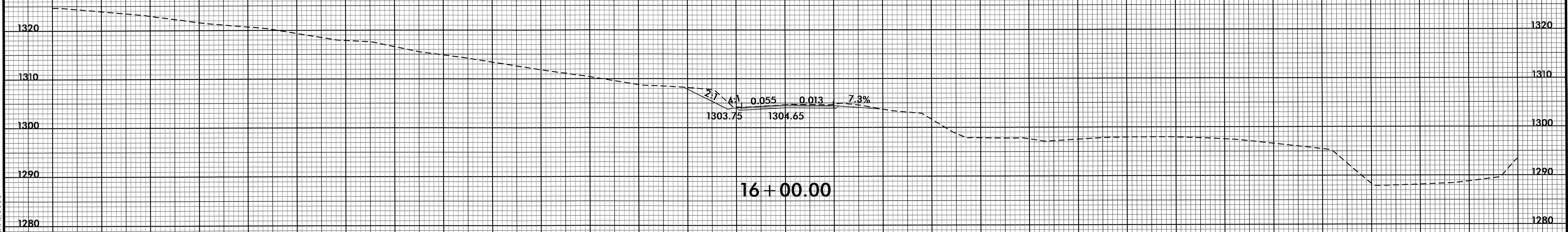
8/25/99

150 140 130 120 110 100 90 80 70 60 50 40 30 20 10 0 10 20 30 40 50 60 70 80 90 100 110 120 130 140 150

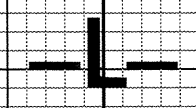
END TIP PROJECT -L- STA. 16+10.00



16+10.00



16+00.00



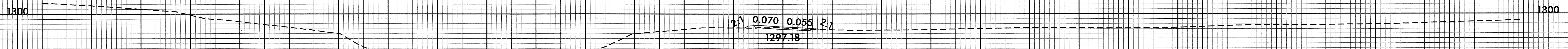
150 140 130 120 110 100 90 80 70 60 50 40 30 20 10 0 10 20 30 40 50 60 70 80 90 100 110 120 130 140 150

0-NOV-2002 08:38
 P:\Roadway\SS\B4721\Rej_xpl.dgn
 \$\$\$USERNAME\$\$\$


8/23/99

150 140 130 120 110 100 90 80 70 60 50 40 30 20 10 0 10 20 30 40 50 60 70 80 90 100 110 120 130 140 150

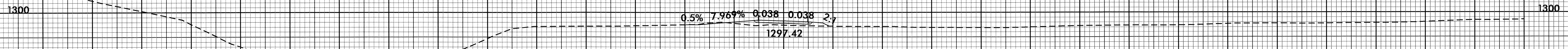
END CONSTRUCTION -DR- STA. 11+15.00



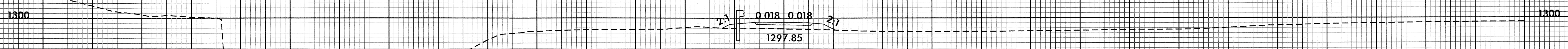
11+15.00



11+00.00



10+75.00



10+50.00

BEGIN CONSTRUCTION -DR- STA. 10+10.00

-DR-

150 140 130 120 110 100 90 80 70 60 50 40 30 20 10 0 10 20 30 40 50 60 70 80 90 100 110 120 130 140 150

01-NOV-2002 08:37
 R:\Roadway\XSC\B4721_Refer\xp1_DR.dwg
 \$\$\$USERNAME\$\$\$