

T.I.P.: U-2803

CONTRACT:

**STATE OF NORTH CAROLINA
DEPARTMENT OF TRANSPORTATION**

**SIGNING PLAN
ORANGE COUNTY**

**LOCATION: SR 1919 (SMITH LEVEL ROAD) FROM SOUTH OF ROCK
HAVEN ROAD TO BRIDGE NO. 88 OVER MORGAN CREEK**

TIP NO. U-2803	SHEET NO. SIGN-1
APPROVED:	
DATE: 10-17-2012	
SEAL 	

ROADWAY STANDARD DRAWING

THE FOLLOWING ROADWAY STANDARDS AS APPEAR IN "ROADWAY STANDARD DRAWINGS" - PROJECT SERVICES UNIT - N.C. DEPARTMENT OF TRANSPORTATION - RALEIGH, N.C., DATED JANUARY 2012 ARE APPLICABLE TO THIS PROJECT AND BY REFERENCE HEREBY ARE CONSIDERED A PART OF THESE PLANS:

STD. NO.	TITLE
901.50	ARROWS AND SHIELDS
904.10	ORIENTATION OF GROUND MOUNTED SIGNS
904.50	MOUNTING OF TYPE 'D', 'E' AND 'F' SIGNS ON 'U' CHANNEL POSTS

SUMMARY OF QUANTITIES

ITEM NO.		ITEM DESCRIPTION	QUANTITY	UNIT
DESC. NO.	SECT. NO.			
4072000000	903	SUPPORTS, 3 LB STEEL U-CHANNEL	1041	L.F.
4096000000	904	SIGN ERECTION, TYPE D	2	EA.
4102000000	904	SIGN ERECTION, TYPE E	83	EA.
4108000000	904	SIGN ERECTION, TYPE F	1	EA.
4116100000	904	SIGN ERECTION, RELOCATE, TYPE D	5	EA.
4116100000	904	SIGN ERECTION, RELOCATE, TYPE E	8	EA.
4155000000	907	DISPOSAL OF SIGN SYSTEM, U-CHANNEL	31	EA.
4192000000	907	DISPOSAL OF SUPPORT, U-CHANNEL	12	EA.

GENERAL NOTES

- . SIGNS FURNISHED BY STATE
- . **ALL EXISTING SIGNS/SIGN SYSTEMS WITHIN THE PROJECT LIMITS SHALL BE REMOVED AND DISPOSED OF UNLESS OTHERWISE NOTED ON PLANS. THE SIGNS TO BE DISPOSED ARE NOT SHOWN IN PLANS; HOWEVER THE PAY ITEM/QUANTITY IS INCLUDED IN THE CONTRACT.**
- . ALL TYPE 'D' SIGNS SHALL BE MOUNTED ON TWO U-CHANNEL POSTS UNLESS OTHERWISE INDICATED ON THE PLANS.
- . IF REMOVAL OR RELOCATION OF SIGNS ON PRIVATE STREET (NON-STATE MAINTAINED) IS REQUIRED DUE TO CONSTRUCTION, THE CONTRACTOR SHALL INFORM THE ENGINEER. THE WORK WILL BE COMPLETED BY OTHERS.
- . SIGNING PLANS DO NOT INCLUDE TEMPORARY CONSTRUCTION SIGNING, SEE TRAFFIC CONTROL PLANS. SEE PAVEMENT MARKING PLAN FOR PAVEMENT MARKING DESIGN.
- . WHEN NOT STATIONED OR DIMENSIONED ON PLANS, ALL 'E' AND 'F' SIGNS SHALL BE FIELD LOCATED BY THE ENGINEER.
- . WHEN EXISTING SIGNS ARE REMOVED AND INSTALLED ON NEW SUPPORTS, THE RE-ERECTION SHALL IMMEDIATELY FOLLOW THE REMOVAL.
- . THE BACKGROUND FOR TYPE E & F SIGNS SHALL BE GRADE C REFLECTIVE SHEETING.

PAY ITEM NOTES


- 1 SIGN ERECTION, TYPE D, E, AND F
- 2 SIGN ERECTION, RELOCATE, TYPE D
- 3 SIGN ERECTION, RELOCATE, TYPE E
- 4 DISPOSAL OF SUPPORT, U-CHANNEL

INDEX

SHEET NO.	DESCRIPTION
SIGN-1	TITLE SHEET
SIGN-2	SIGN DESIGNS
SIGN-3	TYPE E AND F SIGNS
SIGN-4-5	SIGN DETAIL SHEETS

CONTACTS: N.C.D.O.T. SIGNING AND DELINEATION UNIT

SUSAN KUNZ _____ SIGNING & DELINEATION REGIONAL ENGINEER
 STACEY JOHNS _____ SIGNING & DELINEATION PROJECT DESIGN ENGINEER



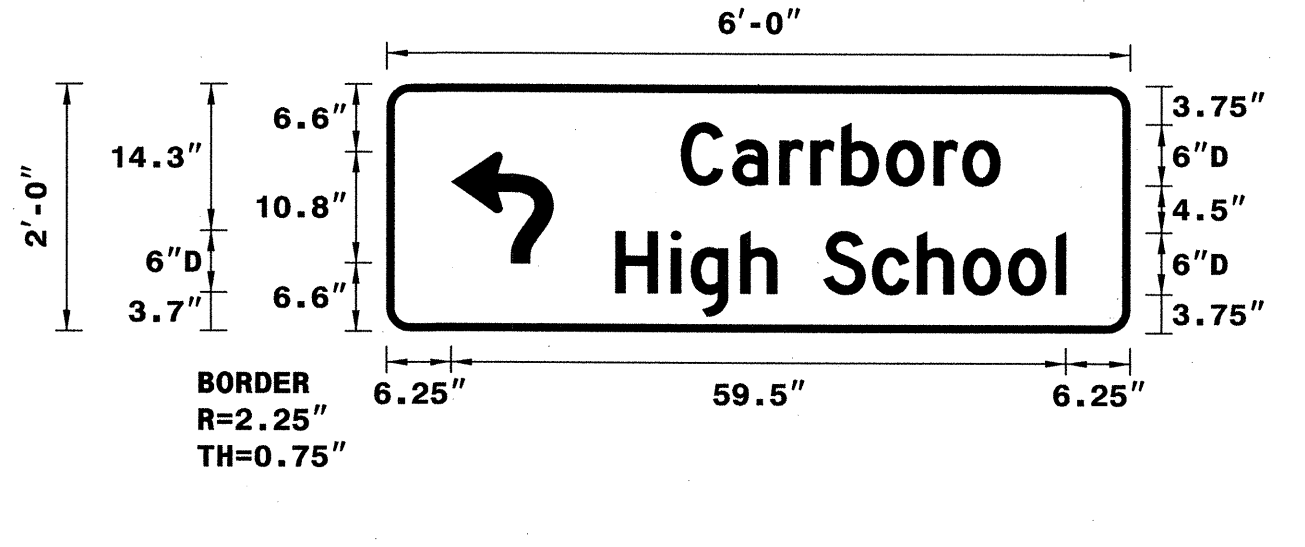
PLAN PREPARED BY :
HNTB HNTB NORTH CAROLINA, P.C.
 343 E. Six Forks Road, Suite 200
 Raleigh, North Carolina 27609
 NC License No: C-1554
 C.A. JOHNSON, III, PE SIGNING PROJECT ENGINEER
 E.A. HARRIS, E.I. SIGNING DESIGN ENGINEER
 T.R. TERRELL SIGNING DESIGN TECHNICIAN

SIGN NUMBER: 301 BACKG COLOR: Green
 TYPE: D COPY COLOR: White
 QUANTITY: 1

SYMBOL	X	Y	WID	HT
AR_FISHOOK	6.2	6.6	9.9	10.8

SIGN WIDTH: 6'-0"
 HEIGHT: 2'-0"
 TOTAL AREA: 12.0 Sq.Ft.
 BORDER TYPE: FLUSH
 RECESS: 0"
 WIDTH: 0.75"
 RADII: 2.25"
 MAT'L: 0.125" ALUMINUM

DESIGN BY: EAH CHECKED BY: TRT/CAJ
 PROJECT ID: U-2803 DIV: 07 DATE: August 2012



BORDER R=2.25" TH=0.75"

Spacing Factor is 1 unless specified otherwise

LETTER POSITIONS

Letter spacings are to start of next letter

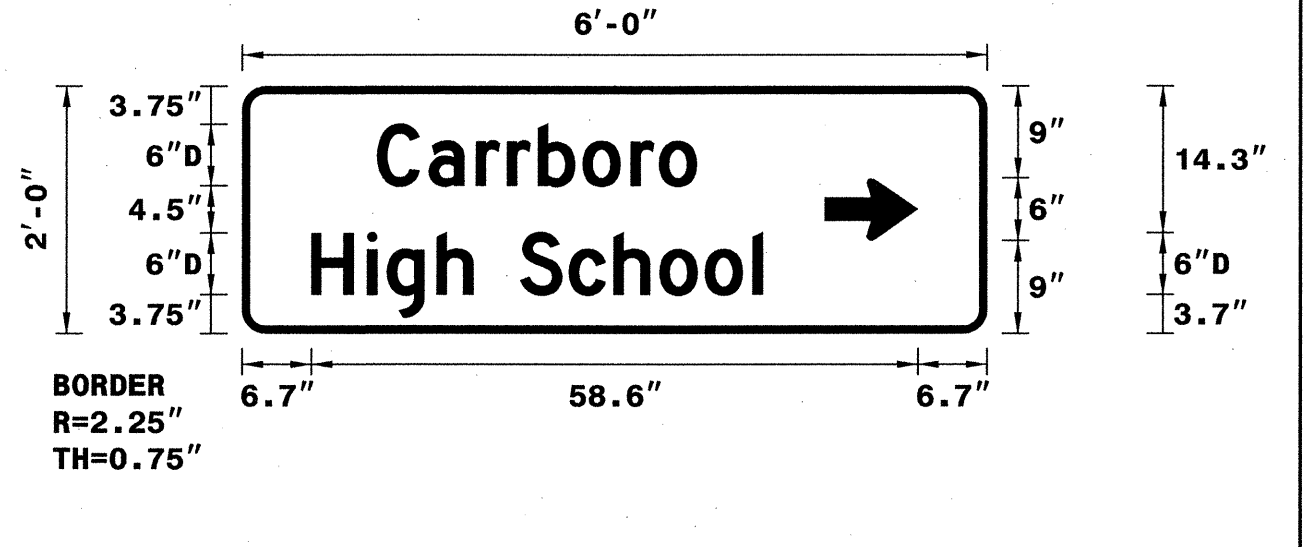
Series/Size	Text Length
D 2000	30.9
D 2000	43.6

SIGN NUMBER: 302 BACKG COLOR: Green
 TYPE: D COPY COLOR: White
 QUANTITY: 1

SYMBOL	X	Y	WID	HT
Arrow Right	56.3	9	6	9

SIGN WIDTH: 6'-0"
 HEIGHT: 2'-0"
 TOTAL AREA: 12.0 Sq.Ft.
 BORDER TYPE: FLUSH
 RECESS: 0"
 WIDTH: 0.75"
 RADII: 2.25"
 MAT'L: 0.125" ALUMINUM

DESIGN BY: EAH CHECKED BY: TRT/CAJ
 PROJECT ID: U-2803 DIV: 07 DATE: August 2012





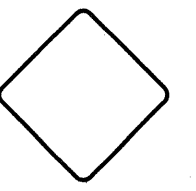
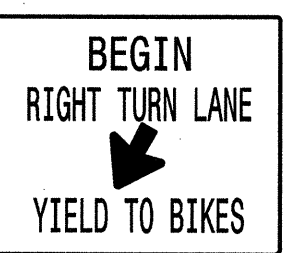

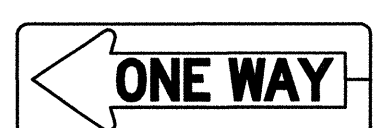

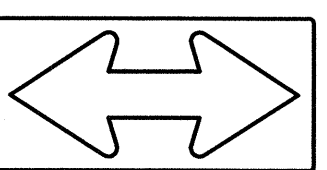



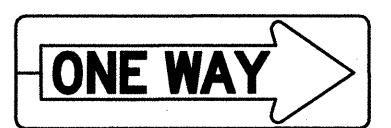





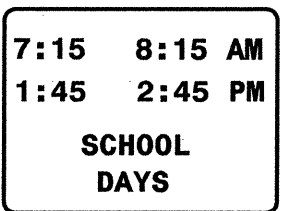



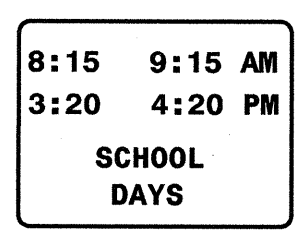


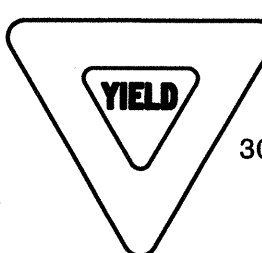





BORDER R=2.25" TH=0.75"

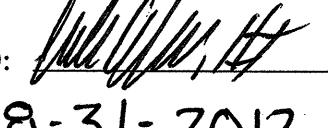

Spacing Factor is 1 unless specified otherwise


LETTER POSITIONS


Letter spacings are to start of next letter


Series/Size	Text Length
D 2000	30.9
D 2000	43.6


<p>401 QUANTITY REQ'D 1</p>  <p>36" X 36" W14-2</p> <p>ONE "U" POST PER SIGN</p>	<p>406 QUANTITY REQ'D 3</p>  <p>30" X 24" R6-4</p> <p>ONE "U" POST PER SIGN</p>	<p>411 QUANTITY REQ'D 5</p>  <p>18" X 18" OM1-3</p> <p>MOUNTED BELOW SIGN 410 IN 5 INSTALLATIONS</p>	<p>416 QUANTITY REQ'D 1</p>  <p>36" X 30" R4-4</p> <p>ONE "U" POST PER SIGN</p>	<p>421 QUANTITY REQ'D 1</p>  <p>36" X 36" S1-1</p> <p>ONE "U" POST PER SIGN</p>	<p>426 QUANTITY REQ'D 1</p>  <p>36" X 12" R6-1(L)</p> <p>ONE "U" POST PER SIGN</p>
<p>402 QUANTITY REQ'D 3</p>  <p>36" X 36" R1-1</p> <p>ONE "U" POST PER SIGN MOUNT BELOW SIGN 427 IN 1 INSTALLATION</p>	<p>407 QUANTITY REQ'D 1</p>  <p>48" X 24" W1-7</p> <p>TWO "U" POSTS PER SIGN</p>	<p>412 QUANTITY REQ'D 3</p>  <p>24" X 30" R2-1</p> <p>ONE "U" POST PER SIGN</p>	<p>417 QUANTITY REQ'D 2</p>  <p>24" X 8" S4-3P</p> <p>MOUNT ABOVE SIGN 418 IN 2 INSTALLATIONS</p>	<p>422 QUANTITY REQ'D 1</p>  <p>24" X 12" W16-9P</p> <p>MOUNT BELOW SIGN 421 IN 1 INSTALLATION</p>	<p>427 QUANTITY REQ'D 1</p>  <p>36" X 12" R6-1(R)</p> <p>ONE "U" POST PER SIGN</p>
<p>403 QUANTITY REQ'D 6</p>  <p>36" X 36" W11-2</p> <p>ONE "U" POST PER SIGN</p>	<p>408 QUANTITY REQ'D 9</p>  <p>24" X 18" R3-17</p> <p>ONE "U" POST PER SIGN</p>	<p>413 QUANTITY REQ'D 1</p>  <p>30" X 30" W11-1</p> <p>ONE "U" POST PER SIGN</p>	<p>418 QUANTITY REQ'D 2</p>  <p>24" X 30" R2-1</p> <p>ONE "U" POST PER SIGN</p>	<p>423 QUANTITY REQ'D 1</p>  <p>36" X 36" W4-2R</p> <p>ONE "U" POST PER SIGN</p>	<p>428 QUANTITY REQ'D 1</p>  <p>24" X 24"</p> <p>MOUNT BELOW SIGN 418 IN 1 INSTALLATION</p>
<p>404 QUANTITY REQ'D 6</p>  <p>24" X 12" W16-7</p> <p>MOUNT BELOW SIGN 403 IN 6 INSTALLATIONS</p>	<p>409 QUANTITY REQ'D 5</p>  <p>24" X 24" R8-3</p> <p>MOUNTED BELOW SIGN 408 IN 6 INSTALLATIONS</p>	<p>414 QUANTITY REQ'D 1</p>  <p>18" X 24" W16-1P</p> <p>MOUNT BELOW SIGN 413 IN 1 INSTALLATION</p>	<p>419 QUANTITY REQ'D 1</p>  <p>24" X 24"</p> <p>MOUNT BELOW SIGN 418 IN 1 INSTALLATION</p>	<p>424 QUANTITY REQ'D 2</p>  <p>24" X 30" S5-2</p> <p>ONE "U" POST PER SIGN</p>	<p>429 QUANTITY REQ'D 2</p>  <p>24" X 8" R3-17aP</p> <p>MOUNT BELOW SIGN 408 IN 2 INSTALLATIONS</p>
<p>405 QUANTITY REQ'D 6</p>  <p>30" X 30" X 30" R1-2</p> <p>ONE "U" POST PER SIGN</p>	<p>410 QUANTITY REQ'D 6</p>  <p>24" X 30" R4-7</p> <p>ONE "U" POST PER SIGN</p>	<p>415 QUANTITY REQ'D 2</p>  <p>36" X 36" S4-5</p> <p>ONE "U" POST PER SIGN</p>	<p>420 QUANTITY REQ'D 1</p>  <p>30" X 30" W12-1</p> <p>ONE "U" POST PER SIGN</p>	<p>425 QUANTITY REQ'D 1</p>  <p>30" X 30" R5-1</p> <p>ONE "U" POST PER SIGN</p>	<p>430 QUANTITY REQ'D 2</p>  <p>24" X 8" R3-17bP</p> <p>MOUNT BELOW SIGN 408 IN 2 INSTALLATIONS</p>

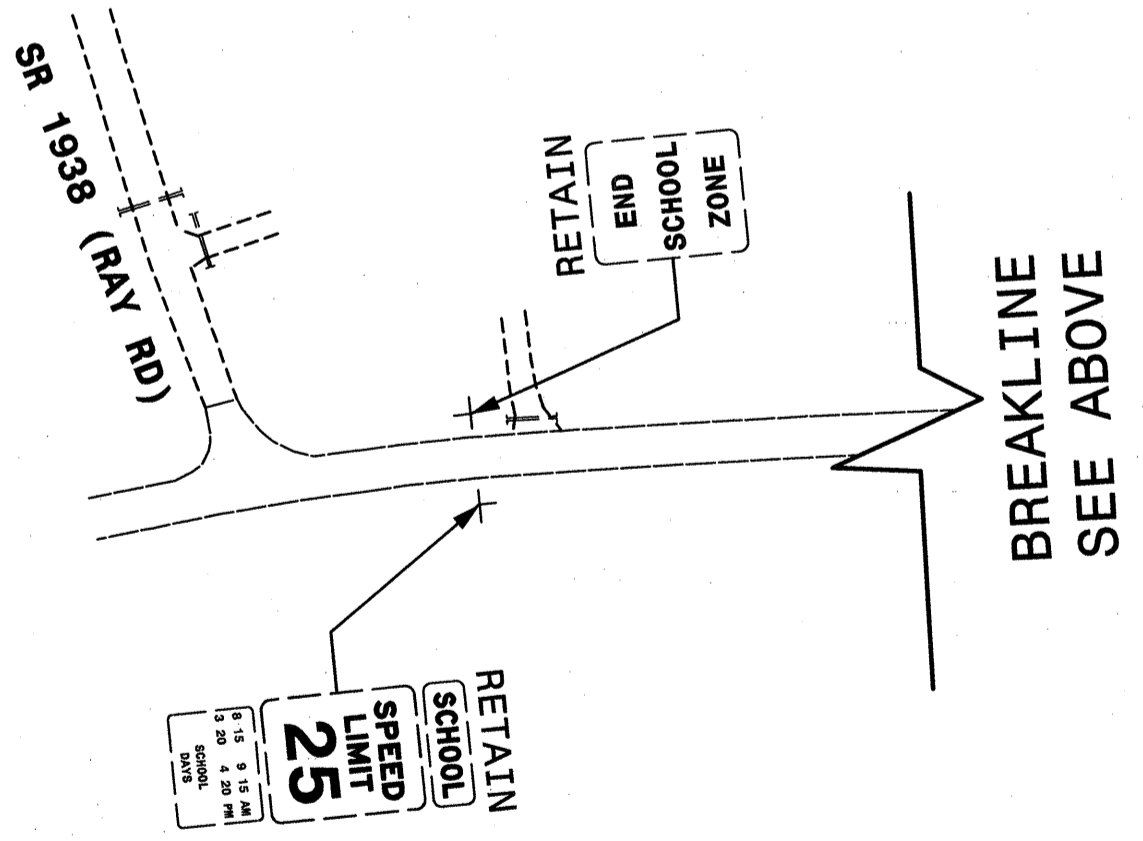
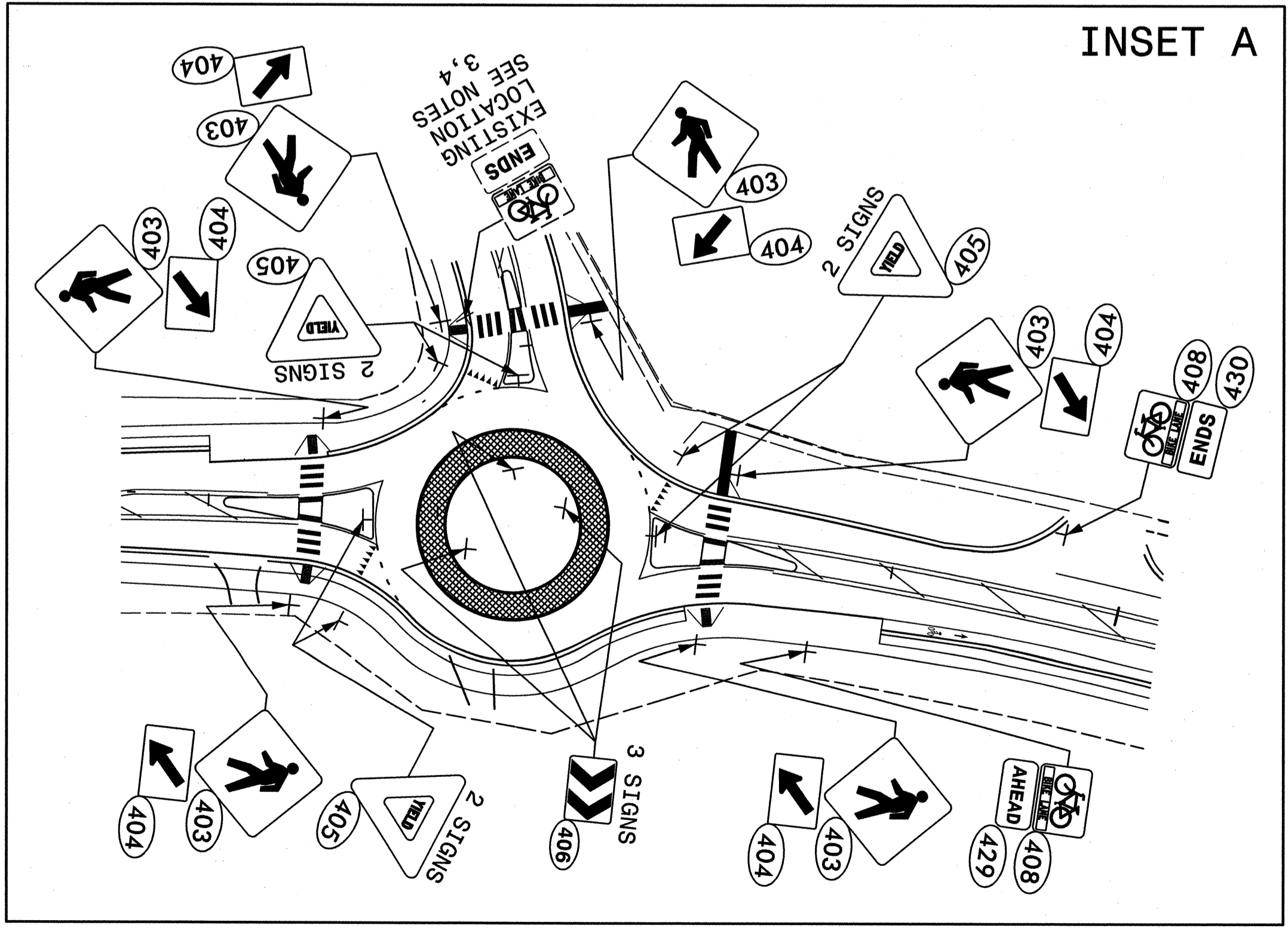
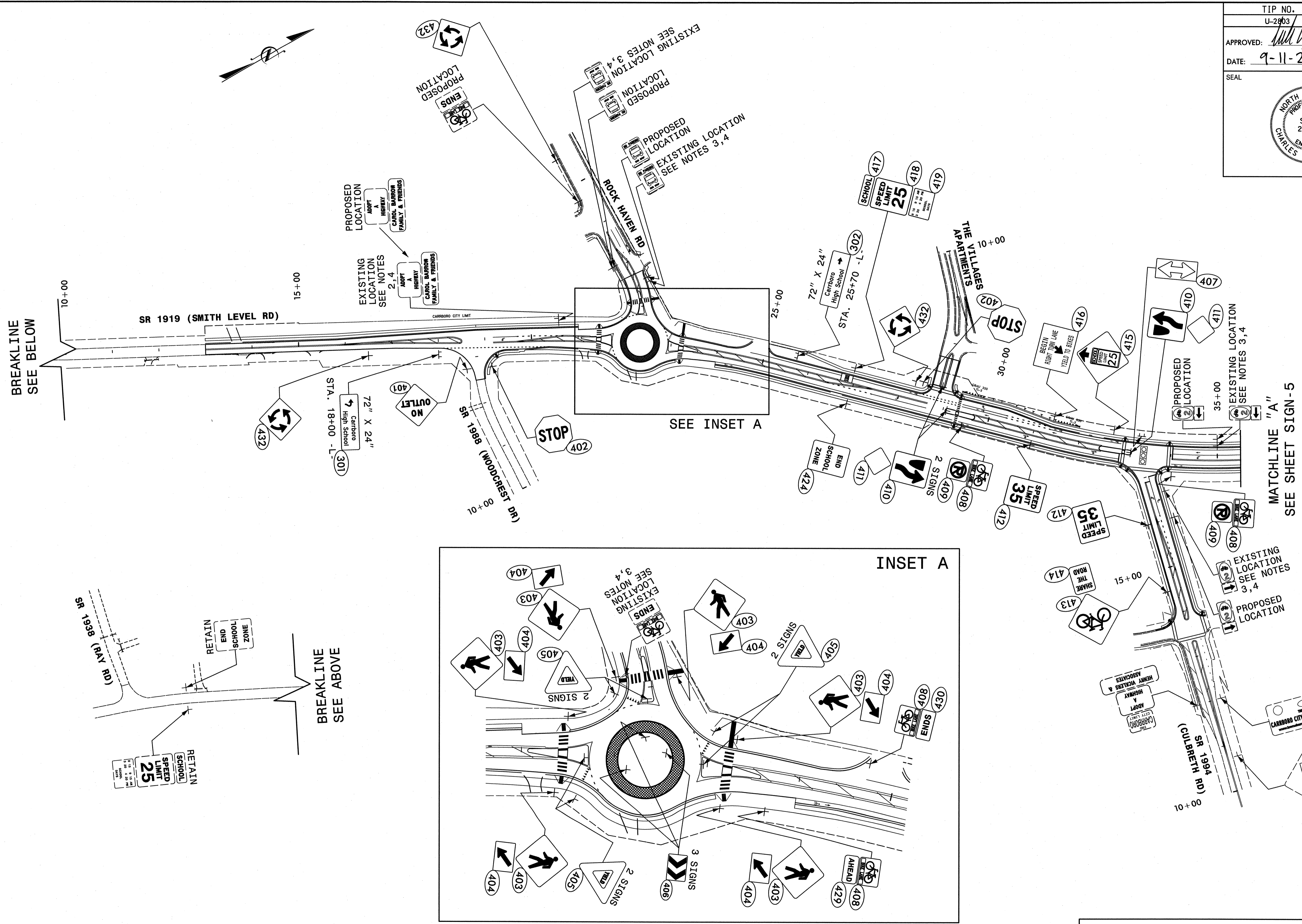
TIP NO. U-2803	SHEET NO. SIGN-3
APPROVED: 	
DATE: 8-31-2012	
SEAL	
	

431 QUANTITY REQ'D 1	 <p>36" X 36" W9-1</p> <p>ONE "U" POST PER SIGN</p>
----------------------	--

432 QUANTITY REQ'D 3	 <p>36" X 36" W2-6</p> <p>ONE "U" POST PER SIGN</p>
----------------------	---

433 QUANTITY REQ'D 1	 <p>30" X 18"</p> <p>MOUNT BELOW SIGN 431 IN 1 INSTALLATION</p>
----------------------	--

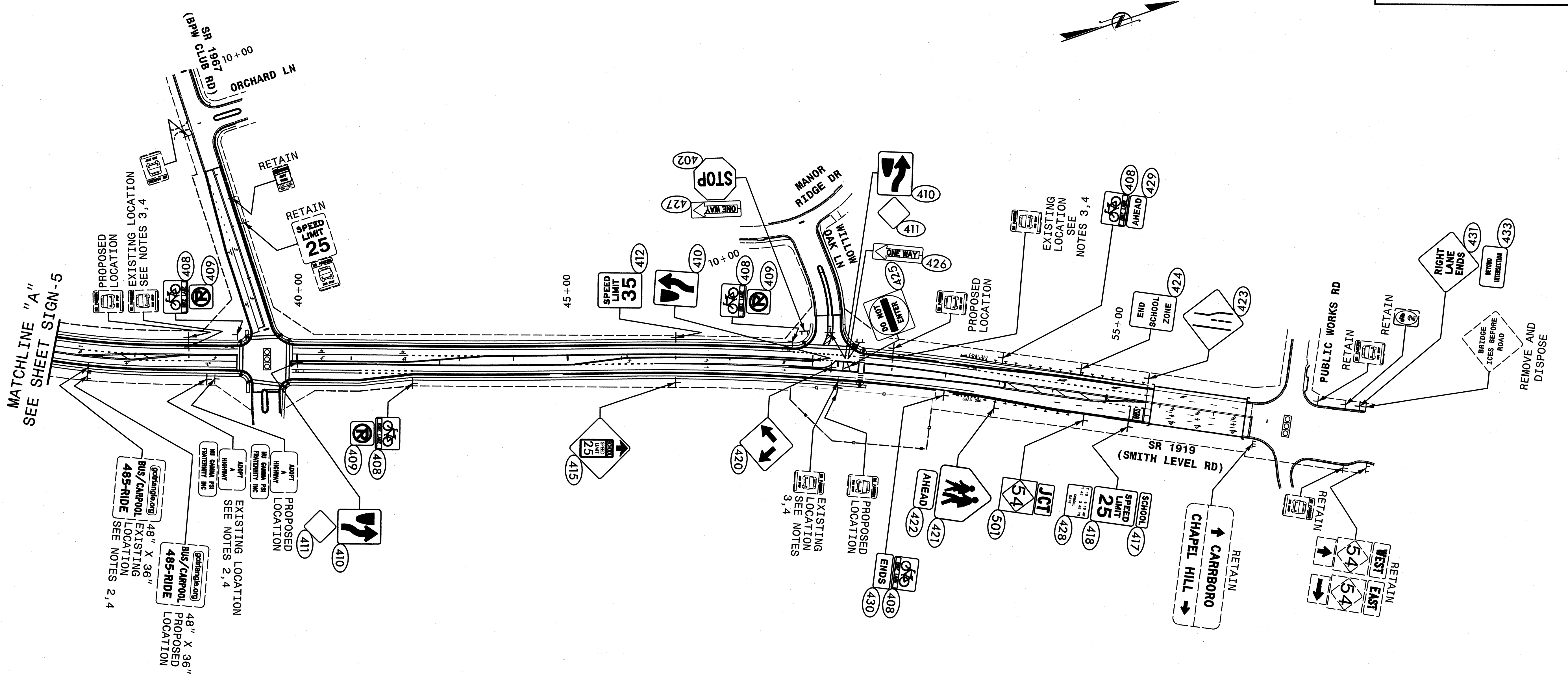
501 QUANTITY REQ'D 1	 <p>21" X 15" 24" X 24"</p> <p>ONE "U" POST PER SIGN</p>
----------------------	---



NOTES:
 REMOVE AND DISPOSE OF EXISTING SIGNS WITHIN PROJECT LIMITS UNLESS OTHERWISE NOTED.
 ALL PROPOSED SIGNS SEE NOTE 1 UNLESS OTHERWISE NOTED.

PROPOSED SIGNS
STA. 10+00 TO 35+50

MATCHLINE "A" SEE SHEET SIGN-5



NOTES:
 REMOVE AND DISPOSE OF EXISTING SIGNS WITHIN PROJECT LIMITS UNLESS OTHERWISE NOTED.
 ALL PROPOSED SIGNS SEE NOTE 1 UNLESS OTHERWISE NOTED.

HNTB HNTB NORTH CAROLINA, P.C.
 343 E. Six Forks Road, Suite 200
 Raleigh, North Carolina 27609
 NC License No: C-1554

PROPOSED SIGNS
STA. 35+50 TO PUBLIC WORKS RD