



TRANSPORTATION TRAFFIC SURVEYING ENVIRONMENTAL SITE CIVIL INSPECTIONS CONSTRUCTION

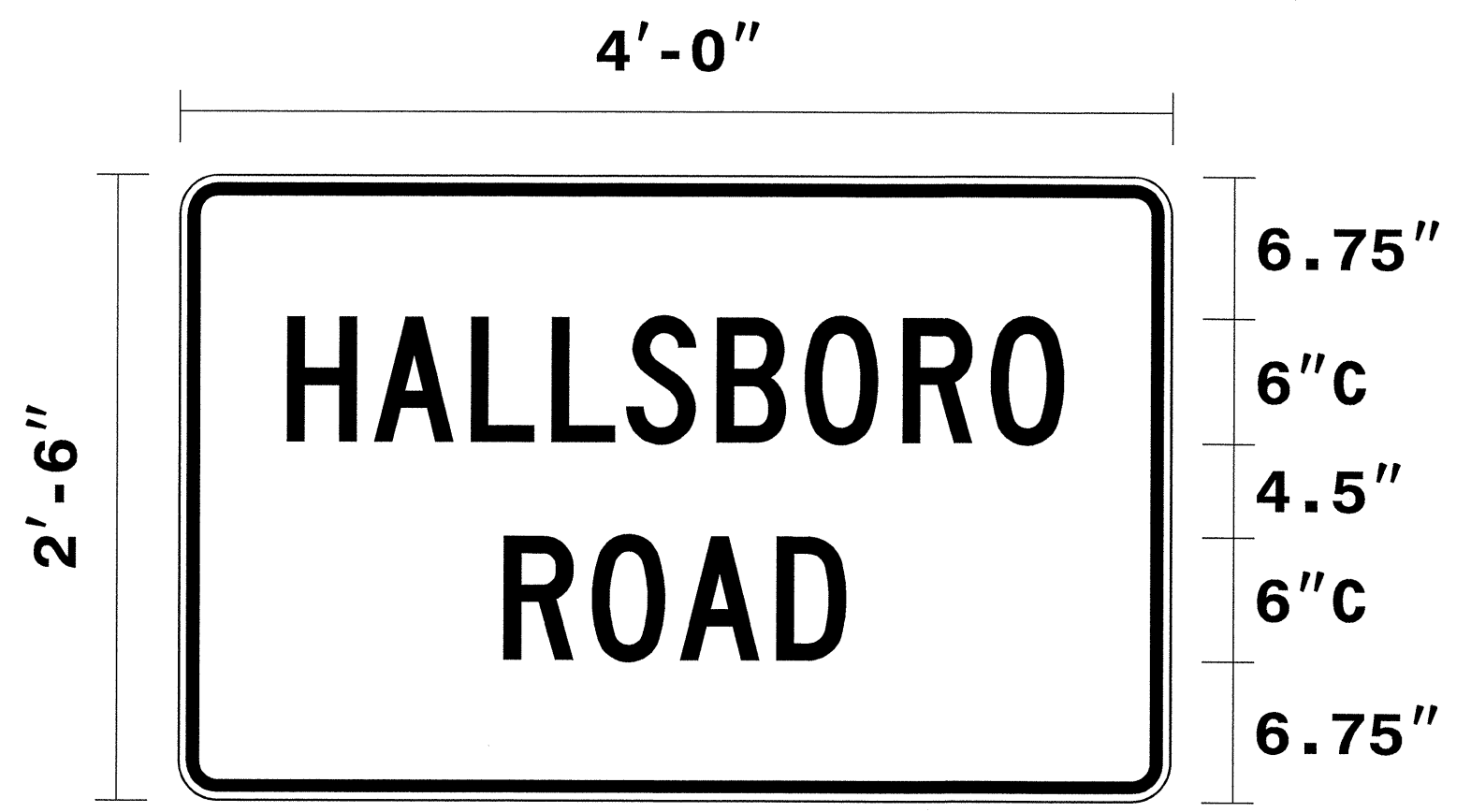
SIGN NUMBER: SP-1 **BACKG COLOR: Fluorescent Orange**
TYPE: STATIONARY **COPY COLOR: Black**
QUANTITY: SEE PLANS

SIGN WIDTH: 48"
HEIGHT: 30"
TOTAL AREA: 10.0 Sq.Ft.

BORDER TYPE: RECESSED
RECESS: 0.38"
WIDTH: 0.63"
RADII: 1.5"

NO. Z BARS: **MAT'L: 0.125" (3.2 mm) ALUMINUM**
LENGTH:

DESIGN BY: S MILLER **CHECKED BY: R DRAYTON**
PROJECT ID: B-4736 **DIV: 6** **DATE: Jun 12, 2012**



BORDER
R=1.5"
TH=0.63"
IN=0.38"

Spacing Factor is 1 unless specified otherwise

- USE NOTES**
- Legend and border shall be direct applied black non-reflective sheeting.
 - Background shall be Type VII, VIII, or IX (prismatic) fluorescent orange retroreflective sheeting.


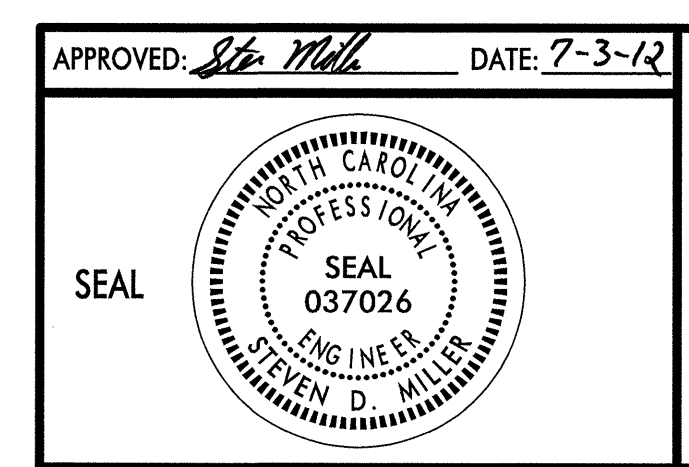
LETTER POSITIONS

Letter locations are panel edge to lower left corner										Series/Size	
H	A	L	L	S	B	O	R	O			Text Length
5.2	9.4	14.1	18	21.6	26	30.2	35	39.2			C 2000
											37.6
R	O	A	D								
15.7	20	24.2	28.9								C 2000
											16.6

FILENAME: Hallsboro Road

SEPI ENGINEERING & CONSTRUCTION SIGN DETAIL

\$\$\$\$\$ SYSTEMS\$\$\$\$\$
 \$\$\$ LOGON\$\$\$\$\$
 \$\$\$ USERNAME\$\$\$\$\$



SPECIAL SIGN DESIGN