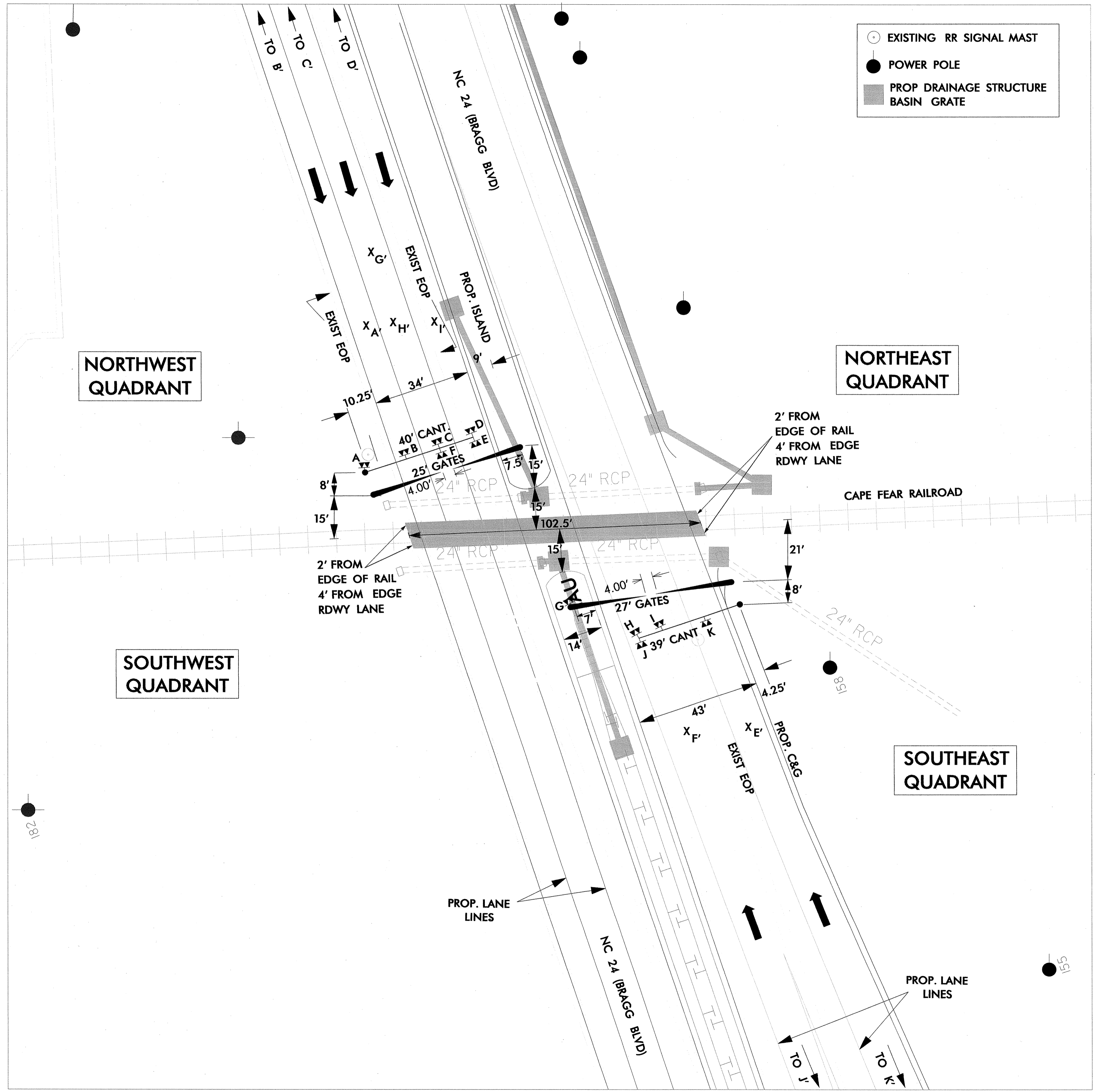



PROJECT REFERENCE NO.	SHEET NO.
U-4444AB	RR-001



- EXISTING RR SIGNAL MAST
- POWER POLE
- PROP DRAINAGE STRUCTURE BASIN GRATE



DISTANCE TO ALIGNMENT POINT

LIGHT UNIT	DISTANCE (IN FEET)
A	50 OR FIELD ADJUST
B	540 OR FIELD ADJUST
C	540 OR FIELD ADJUST
D	540 OR FIELD ADJUST
E	140 OR FIELD ADJUST
F	130 OR FIELD ADJUST
G	140 OR FIELD ADJUST
H	140 OR FIELD ADJUST
I	135 OR FIELD ADJUST
J	540 OR FIELD ADJUST
K	540 OR FIELD ADJUST

NOTE: ALL SIGNAL FACES TO BE 12" LED OR APPROVED ALTERNATIVE


AVERAGE DAILY TRAFFIC (2005)	35,891
ROADWAY SPEED LIMIT	50 MPH
TRAIN MOVEMENTS	4/DAY
TRAIN SPEED	10 MPH
RAILROAD MILEPOST	CFR 0
RAIL WEIGHT	> 100 lbs


WORK DONE BY U-4444AB CONTRACTOR:

- INSTALL NEW SIGNALS, GATES, AND CANTILEVERS AS SHOWN IN PLAN
- REMOVE EXISTING SIGNALS AND GATES
- COORDINATE WITH U-4444AB CONTRACTOR TO INSTALL AND ACTIVATE 25' AND 27' GATES ON PROPOSED ISLANDS


PLACE PER NCDOT STD 1205.11

- STOP BARS (AFTER GATE INSTALLATION)
- REPAINT RAILROAD CROSSING PAVEMENT MARKINGS
- RAILROAD ADVANCE WARNING SIGNS (W10-1)
- COORDINATE WITH THE RAILROAD TO INSTALL GATES IN ISLANDS
- REMOVE EXISTING CROSSING SURFACE
- INSTALL CONCRETE SURFACE AS SHOWN ON PLAN (COORDINATE WITH RAILROAD)



NC 24 (BRAGG BLVD.) AND CAPE FEAR RAILROAD TRACK		 RAIL DIVISION
DIVISION: 6	CUMBERLAND COUNTY	
SCALE: 1" = 20'	RAIL DIVISION ENGINEERING & SAFETY BRANCH	REVISIONS
DATE: 1/19/12	862 CAPITAL BLVD. RALEIGH, NC 27603	6/14/12 & 7/30/12
PREPARED BY: BAH		LW
REVIEWED BY: MBT		CADD NO. CROSSING NO. 862 601N
APPROVED BY:		

SHEET NO.	DESCRIPTION
0	INDEX
1	SITE LAYOUT
2	LINE PLAN
3	LOAD CENTER WIRING
4	CABLE TERMINATION PANEL "A2"
5	CABLE TERMINATION PANEL "A5"
6	CXP-3 CIRCUITRY PANEL "A4"
7	SEAR II EVENT RECORDER
8	GROUND FAULT DETECTOR CIRCUITS
9	CROSSING CONTROLLER PANEL "A3"
10	"1A" "S-60" GATE MECHANISM
11	"1B" "S-60" GATE MECHANISM
12	CROSSING CONTROLLER PANEL "A6"
13	"2A" "S-60" GATE MECHANISM
14	"2B" "S-60" GATE MECHANISM
15	"1F" & "2F" CANTILEVER LIGHTING CIRCUITS
16	BACKBOARD DETAIL 1A & 1B
17	REAR BACKBOARD DETAIL 1A & 1B
18	FARADAY SHIELD DETAIL 1A & 1B
19	BACKBOARD DETAIL 1C
20	REAR BACKBOARD DETAIL 1C
21	FARADAY SHIELD DETAIL 1C
22	6'X8' HOUSE - (SIDE C - RACK PLACEMENT)
23	6'X8' HOUSE - (SIDE "A")
24	6'X8' HOUSE - (SIDE "B" & TOP VIEW)

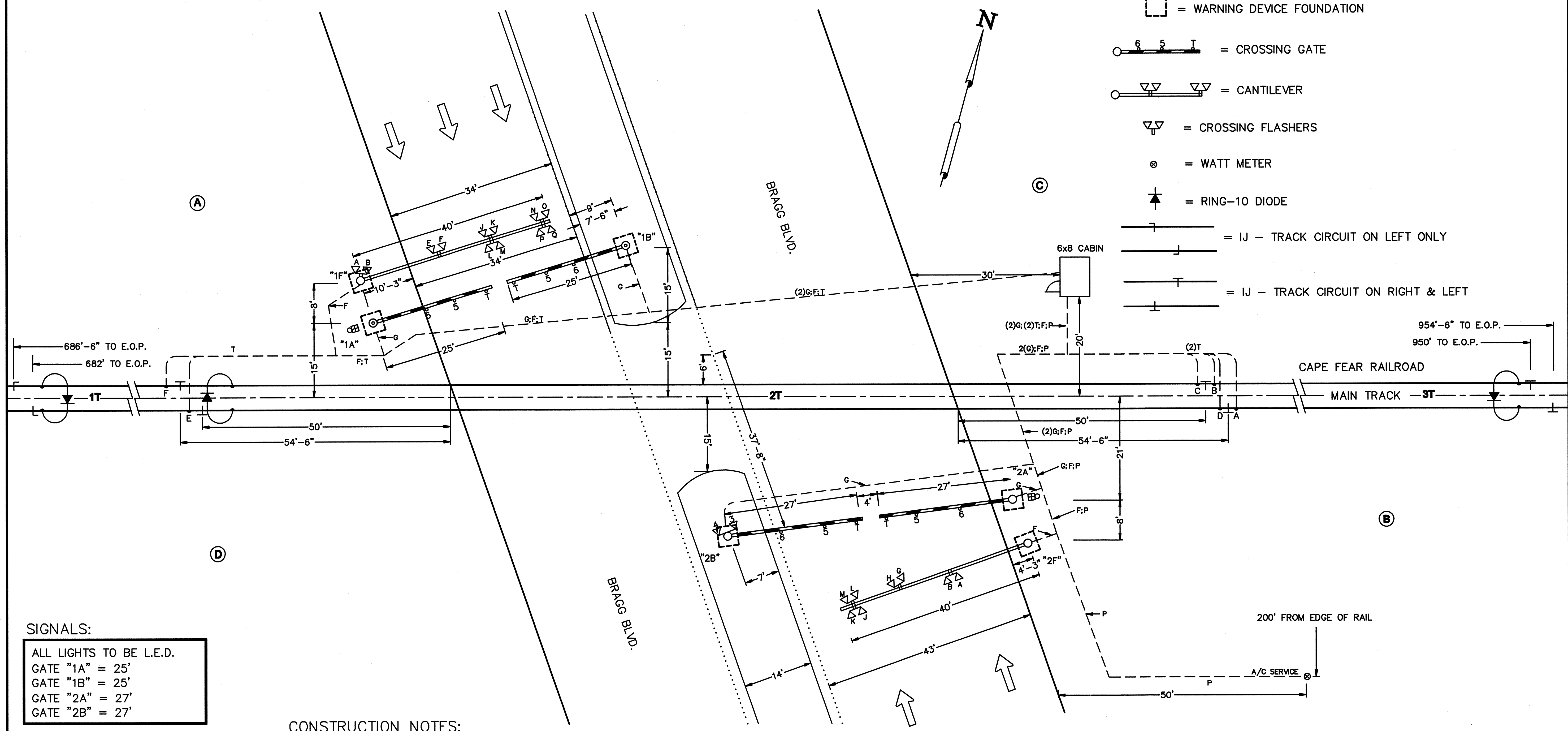


AECOM
 NC Firm License No.: F-0342
 701 Corporate Center Drive
 Suite 475 Raleigh, NC 27607
 Phone: 919-854-6200

ORIGINAL DATE		06-05-12		LOCATION	BRAGG BLVD near FORT BRAGG, NC CAPE FEAR RAILROAD	
DRAFTSMAN	AECOM		TITLE		INDEX	
DESIGNER	AECOM				SUB	RRMP
CHECKER	AECOM			NCDOT		862 601N
REVISION				SCALE	N.T.S.	SHEET 0 OF 24

LEGEND:

- = BELL
- = WARNING DEVICE FOUNDATION
- = CROSSING GATE
- = CANTILEVER
- = CROSSING FLASHERS
- = WATT METER
- = RING-10 DIODE
- = IJ - TRACK CIRCUIT ON LEFT ONLY
- = IJ - TRACK CIRCUIT ON RIGHT & LEFT



SIGNALS:

- ALL LIGHTS TO BE L.E.D.
- GATE "1A" = 25'
- GATE "1B" = 25'
- GATE "2A" = 27'
- GATE "2B" = 27'

CABLE RUNS:

- G = 7#6/12C#14 ARMORED CABLE
- P = 3C#2 ARMORED CABLE W/#6 GROUND
- T = 2C#6 TWISTED PAIR TRACK WIRES
- F = 7C#6 ARMORED CABLE

CONSTRUCTION NOTES:

1. APPROACHES TO BE BONDED TO INSULATED JOINT AT RING-10 DIODE
2. POWER FROM HUT TO METER SERVICE SHALL BE IN GALVANIZED RIGID CONDUIT

SCOPE OF WORK:

- INSTALL FLASHING LIGHTS, CANTILEVERS, GATES & 6X8 BUNGALOW
- INSTALLATION TO INCLUDE:
- REMOVE & SALVAGE EXISTING WARNING SYSTEM.
 - NEW CABLE, BATTERIES, POWER SERVICE, AND RING-10 DIODE, INSULATED JOINTS & TRACK BONDING.
 - NEW STOP BAR (AFTER GATE INSTALLATION).
 - PAINTING RAILROAD CROSSING PAVING MARKINGS
 - RAILROAD ADVANCE WARNING SIGNS (W10-1)

NOTES:

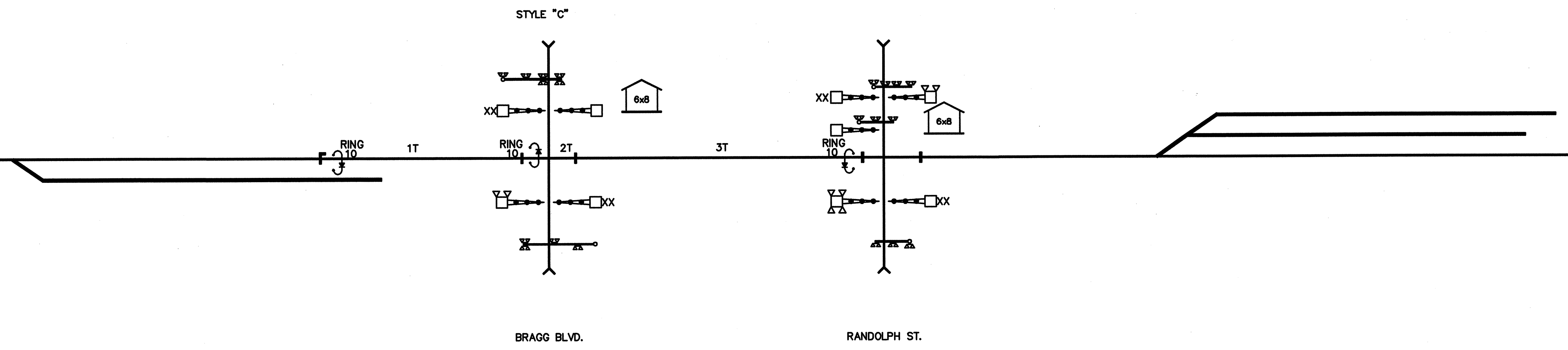
THIS SITE LAYOUT DRAWING IS BASED ON PLANMETRIC DATED 2/22/12 REVISED ON 2/23/12 BY NCDOT.

	<p>NC Firm License No.: F-0342 701 Corporate Center Drive Suite 475 Raleigh, NC 27607 Phone: 919-854-6200</p>	ORIGINAL DATE	06-05-12	
		DRAFTSMAN	AECOM	
		DESIGNER	AECOM	
	CHECKER	AECOM		
	REVISION			
		LOCATION	BRAGG BLVD near FORT BRAGG, NC CAPE FEAR RAILROAD	
		TITLE	SITE LAYOUT	
	SUB	NCDOT	RRMP	DOT NO. 862 601N
	SCALE	1"=20'		SHEET 1 OF 24

3000' 2000' 1000' 0 1000' 2000' 3000'

682' TO BRAGG BLVD.
31 SECS. @ 15 MPH.

950' TO BRAGG BLVD.
43 SECS. @ 15 MPH.
(12 SECS. RETARD)



BRAGG BLVD.

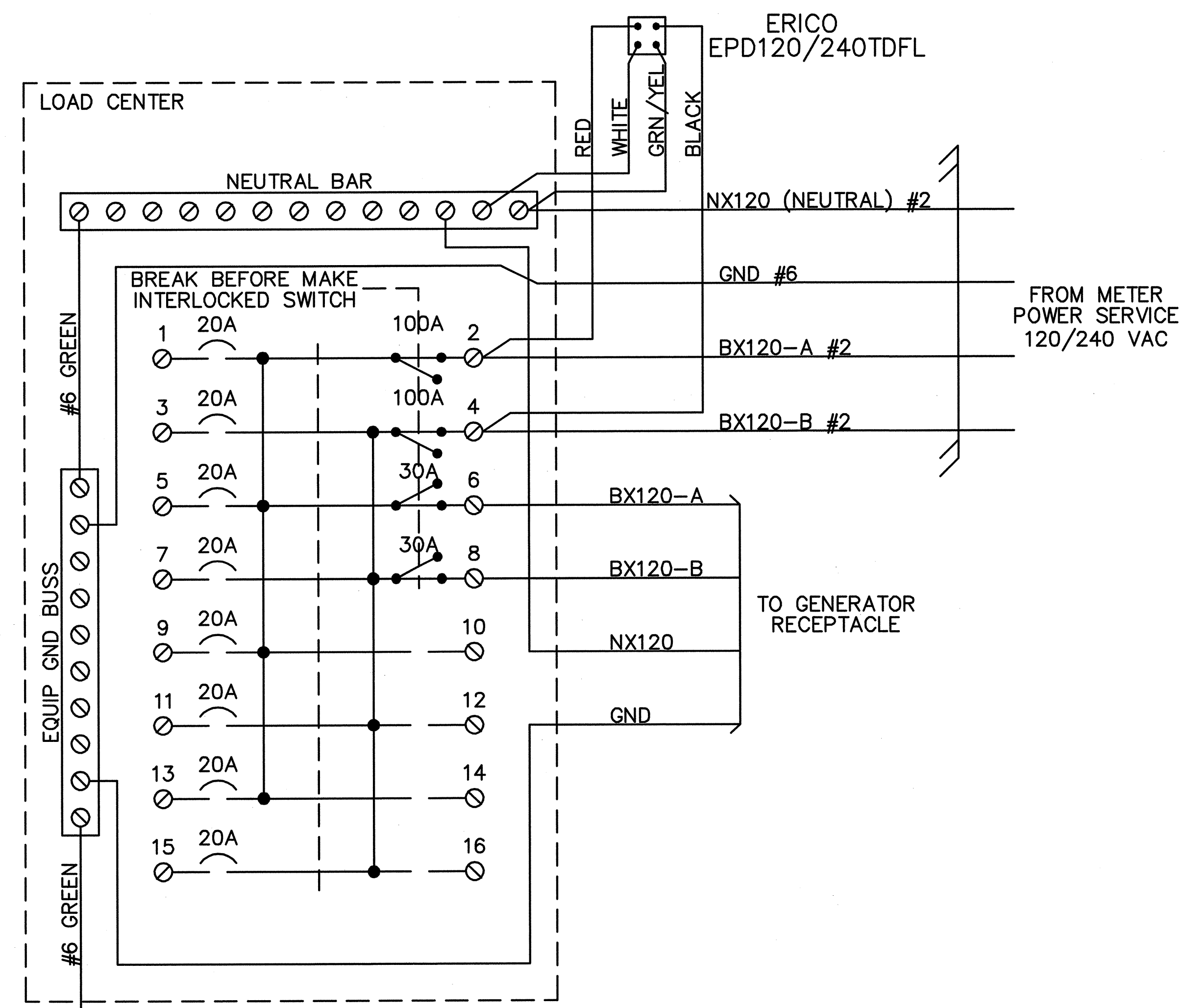
MINIMUM WARNING TIME	
MINIMUM	20 SEC.
CLEARANCE	1 SEC.
MWT	21 SEC.

TOTAL WARNING TIME	
MIN. WARNING	21 SEC.
BUFFER	5 SEC.
TWT	26 SEC.

TOTAL APPROACH TIME	
TOTAL WARNING	26 SEC.
EQUIP. RESPONSE	5 SEC.
ADV. PREMPTION	N/A
TAT	31 SEC.

* BASED ON TRAIN SPEED OF 15 M.P.H.

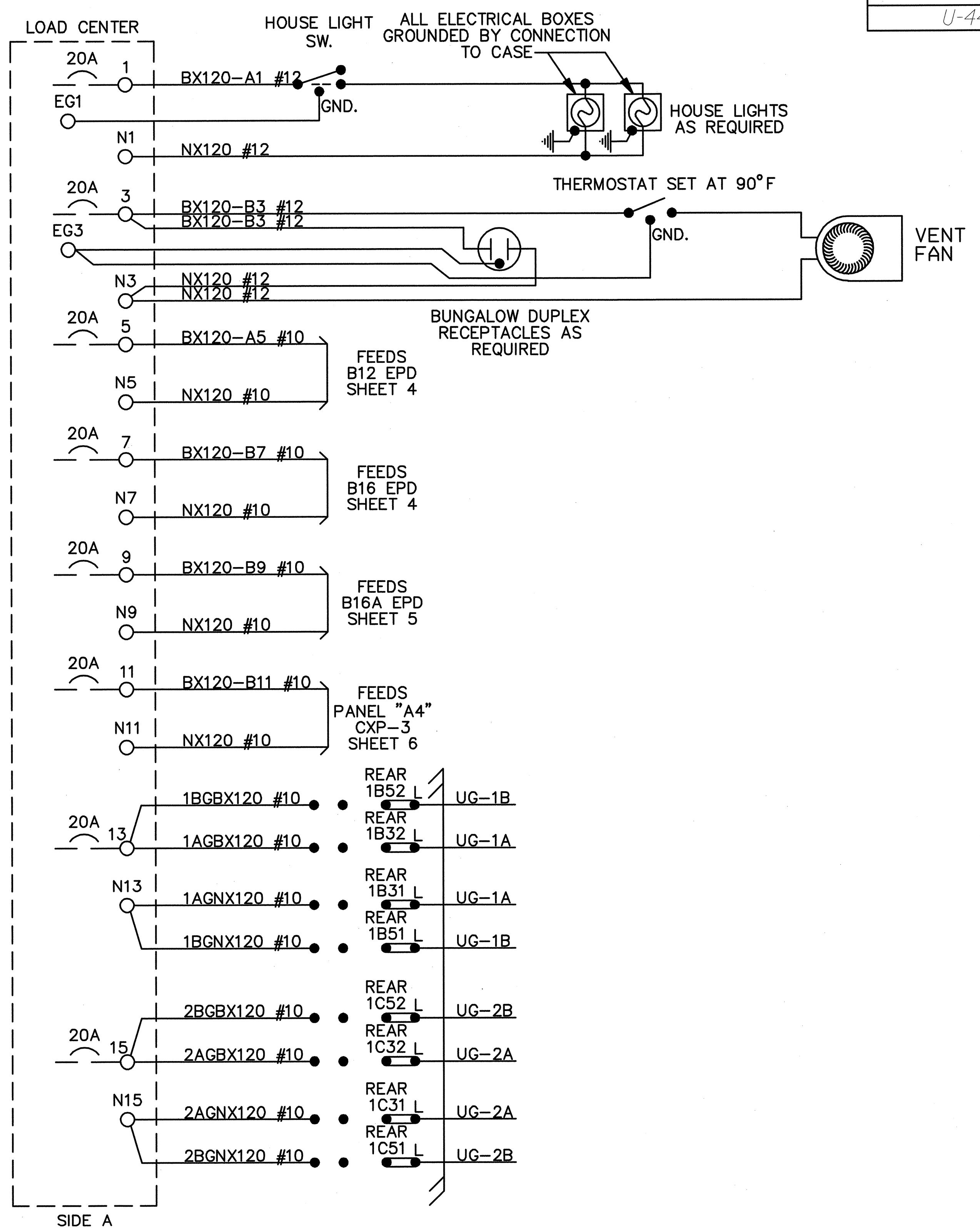
	<p>NC Firm License No.: F-0342 701 Corporate Center Drive Suite 475 Raleigh, NC 27607 Phone: 919-854-6200</p>	ORIGINAL DATE	06-05-12	LOCATION BRAGG BLVD near FORT BRAGG, NC CAPE FEAR RAILROAD			
		DRAFTSMAN	AECOM				
		DESIGNER	AECOM				
		CHECKER	AECOM				
TITLE		LINE PLAN					
REVISION		SUB	NCDOT	RRMP		DOT NO.	862 601N
		SCALE	1"=400'	SHEET	2	OF	24



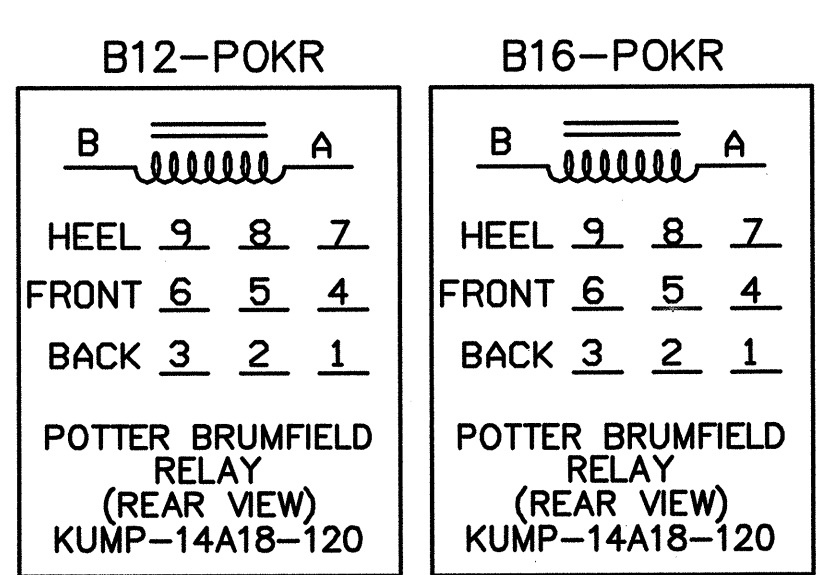
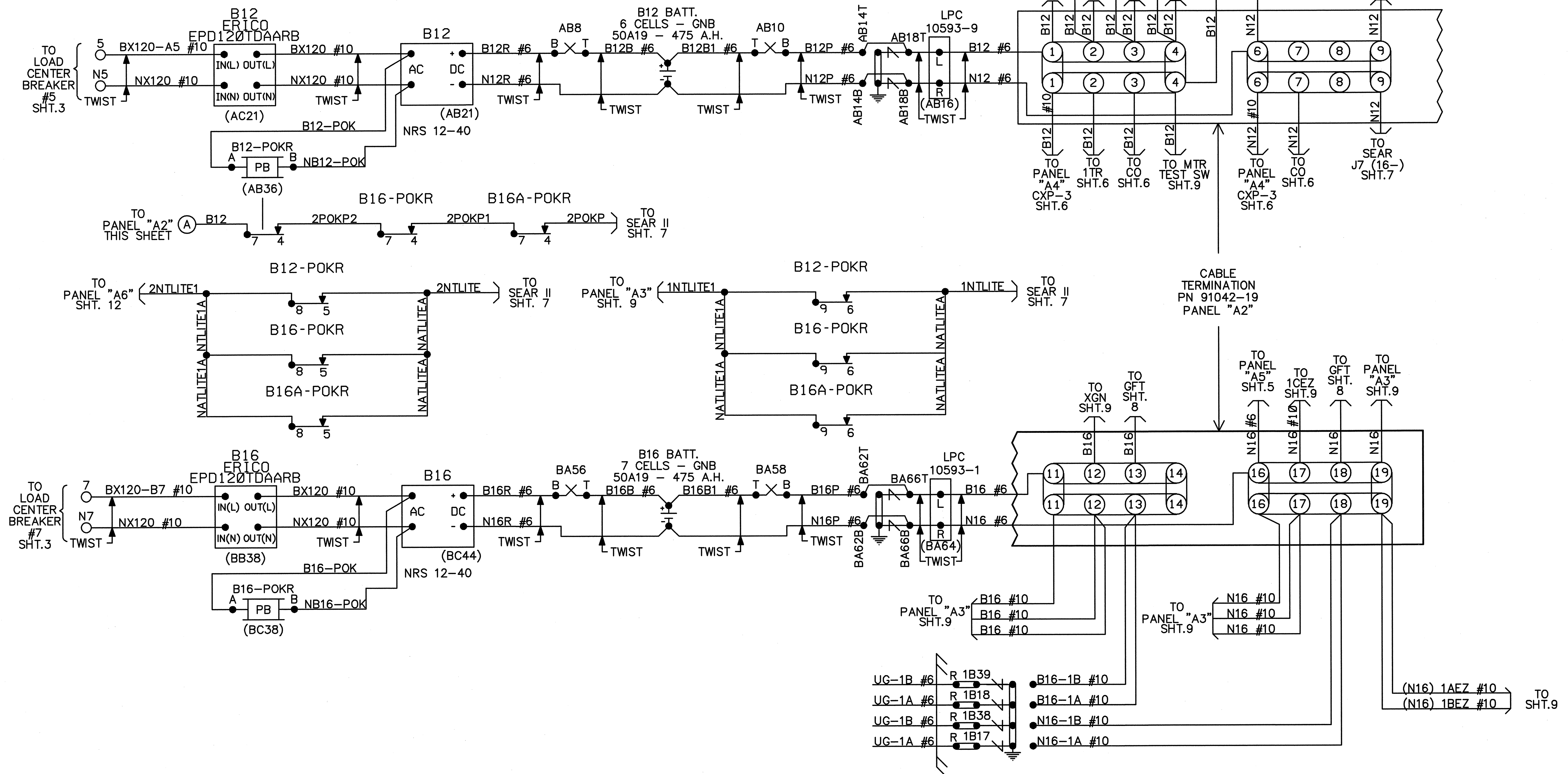
NOTE: ALL AC WIRING SHALL BE IN ELECTRICAL METALLIC TUBING (EMT) WITH NO EXPOSED TERMINALS. ALL AC 120V AND 240V EQUIPMENT IS TO BE PROPERLY GROUNDING.

- SQUARE "D" PART NUMBERS:
- LOAD CENTER—Q0116L125G
 - 10A 1P CIR BKR—Q0110
 - 20A 1P CIR BKR—Q0120
 - 30A 1P CIR BKR—Q0130
 - 30A 2P CIR BKR—Q0230
 - 60A 2P CIR BKR—Q0260
 - 100A 2P CIR BKR—Q02100
 - MECH INTERLOCK—PK4DTIM4LA


GENERATOR RECEPTACLE:
MALE CONNECTOR - NEMA L1430-FI



	<p>NC Firm License No.: F-0342 701 Corporate Center Drive Suite 475 Raleigh, NC 27607 Phone: 919-854-6200</p>	ORIGINAL DATE 06-05-12	LOCATION BRAGG BLVD near FORT BRAGG, NC CAPE FEAR RAILROAD		
		DRAFTSMAN AECOM	TITLE LOAD CENTER WIRING		
		DESIGNER AECOM	SUB NCDOT	RRMP	DOT NO. 862 601N
		CHECKER AECOM	SCALE N.T.S.	SHEET 3 OF 24	

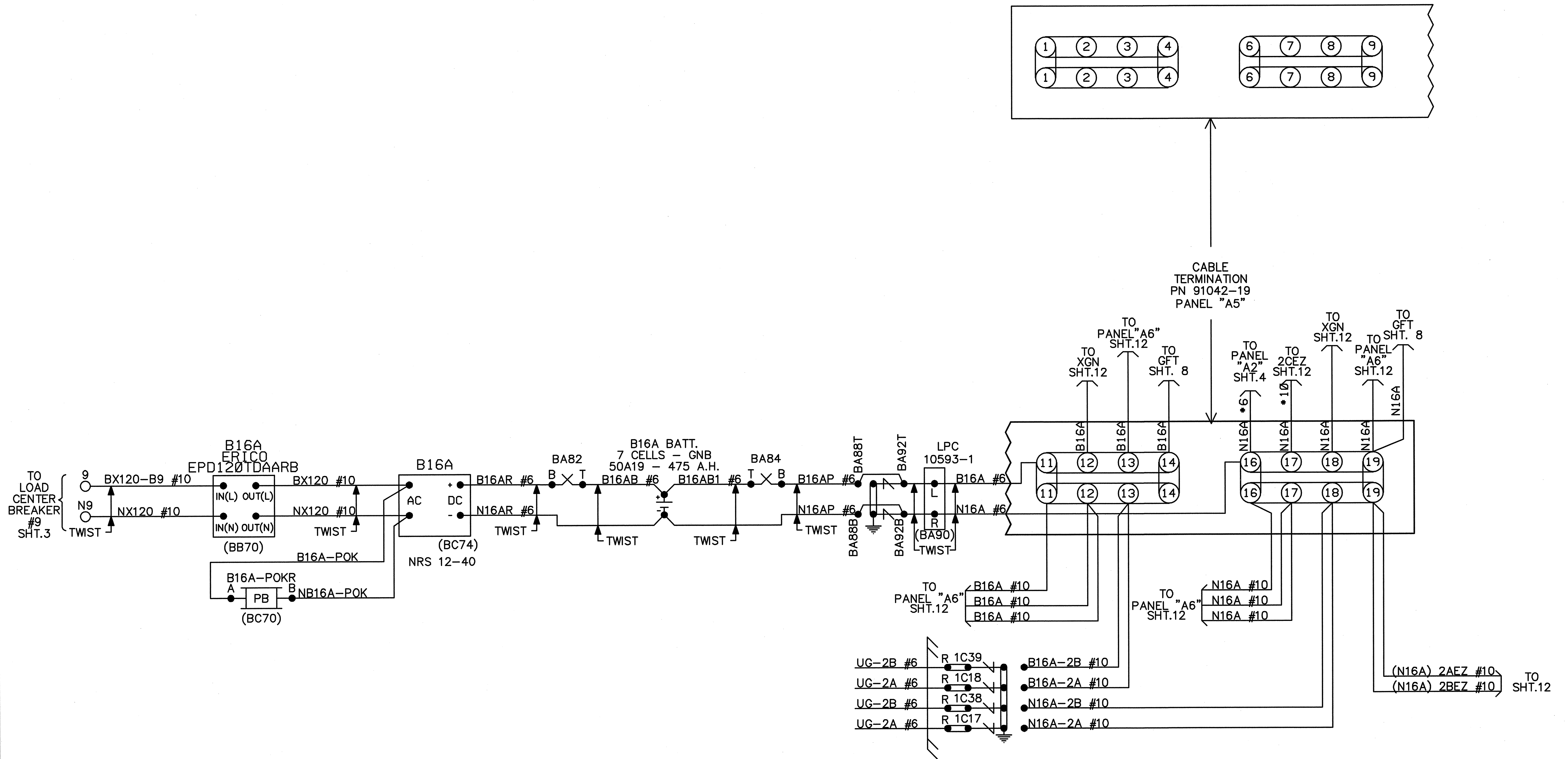


NOTES:
ALL WIRING TO BE #16AWG UNLESS NOTED OTHERWISE.

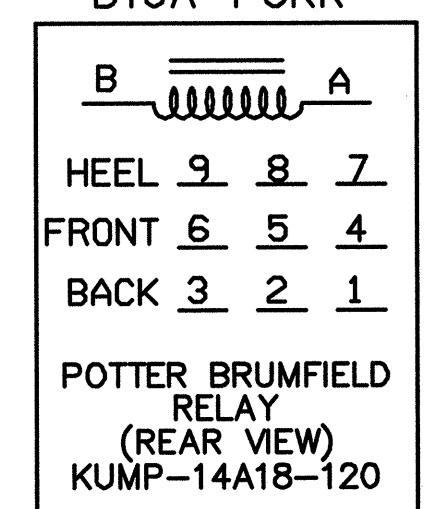


AECOM
NC Firm License No.: F-0342
701 Corporate Center Drive
Suite 475 Raleigh, NC 27607
Phone: 919-854-6200


ORIGINAL DATE	06-05-12	
DRAFTSMAN	AECOM	LOCATION BRAGG BLVD near FORT BRAGG, NC CAPE FEAR RAILROAD
DESIGNER	AECOM	
CHECKER	AECOM	
TITLE CABLE TERMINATION PANEL "A2"		
REVISION	SUB NCDOT	RRMP DOT NO. 862 601N
	SCALE N.T.S.	SHEET 4 of 24



B16A-POKR

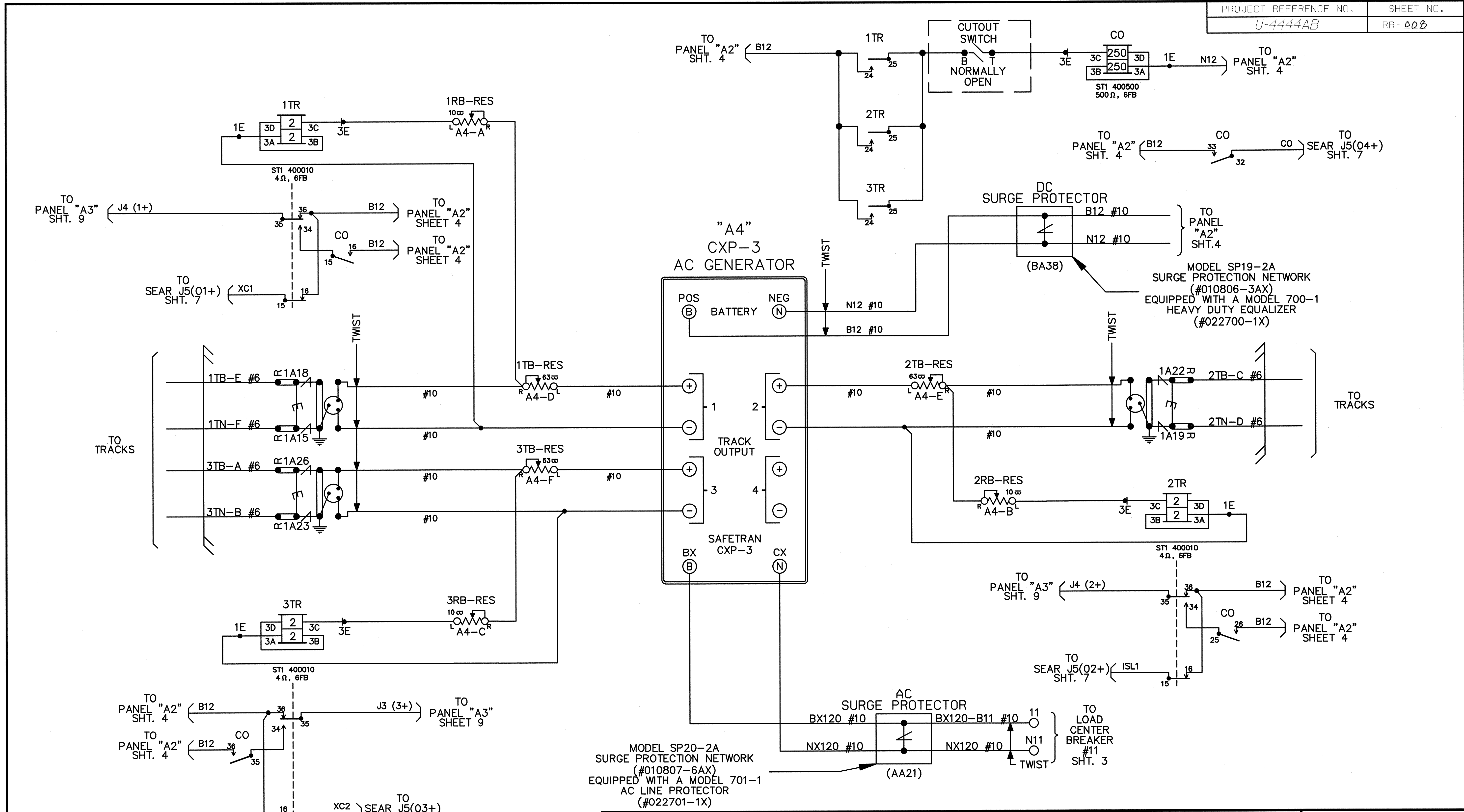


NOTES:
ALL WIRING TO BE #16AWG
UNLESS NOTED OTHERWISE.



AECOM
NC Firm License No.: F-0342
701 Corporate Center Drive
Suite 475 Raleigh, NC 27607
Phone: 919-854-6200

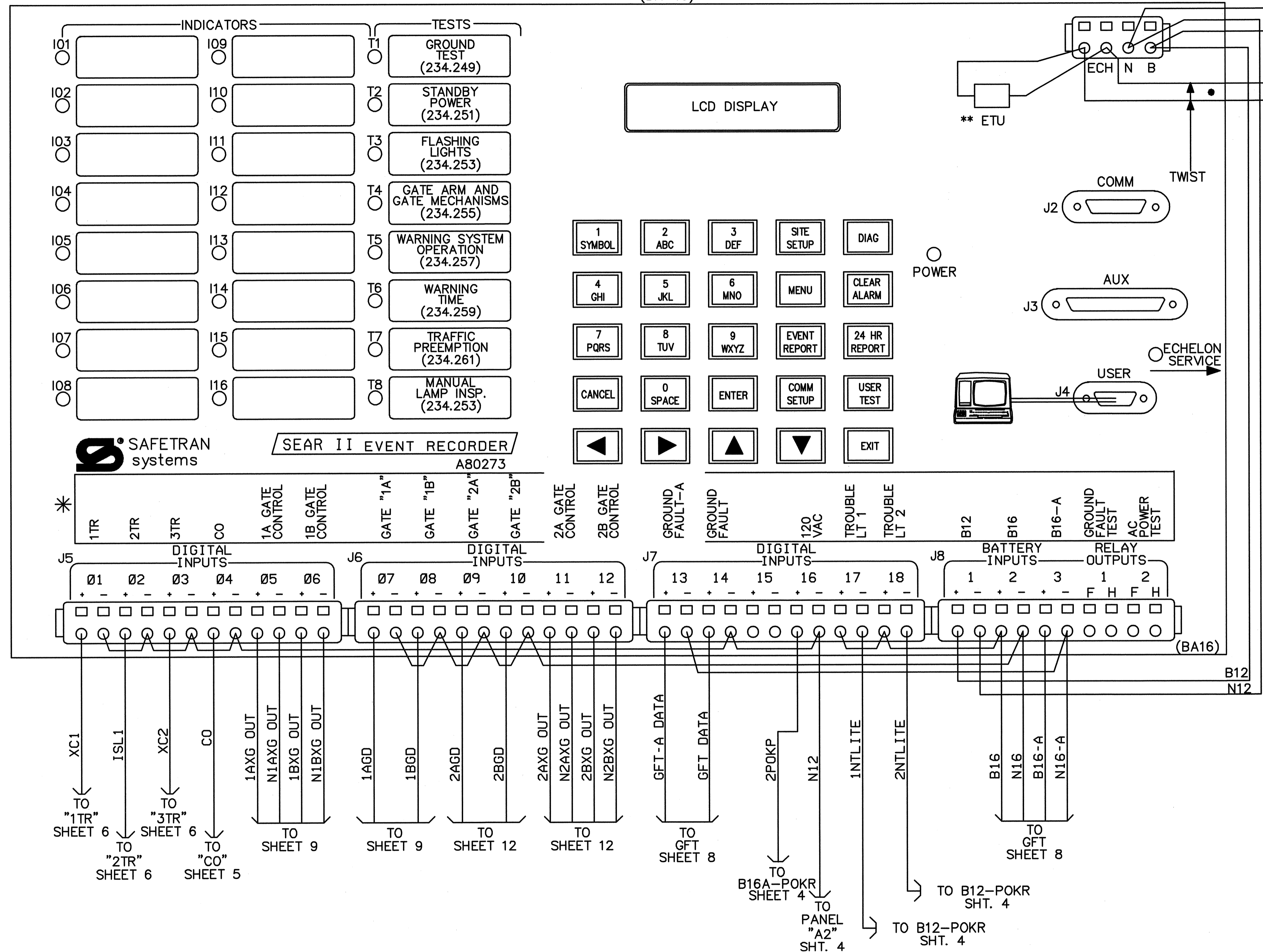
ORIGINAL DATE	06-05-12	
DRAFTSMAN	AECOM	
DESIGNER	AECOM	
CHECKER	AECOM	
REVISION		
LOCATION BRAGG BLVD near FORT BRAGG, NC CAPE FEAR RAILROAD		
TITLE CABLE TERMINATION PANEL "A5"		
SUB	NCDOT	DOT NO. 862 601N
SCALE	N.T.S.	SHEET 5 OF 24



MODEL SP20-2A
SURGE PROTECTION NETWORK
(#010807-6AX)
EQUIPPED WITH A MODEL 701-1
AC LINE PROTECTOR
(#022701-1X)

	<p>NC Firm License No.: F-0342 701 Corporate Center Drive Suite 475 Raleigh, NC 27607 Phone: 919-854-6200</p>	ORIGINAL DATE	06-05-12	
		DRAFTSMAN	AECOM	
		DESIGNER	AECOM	
		CHECKER	AECOM	
		LOCATION	BRAGG BLVD near FORT BRAGG, NC CAPE FEAR RAILROAD	
		TITLE	CXP-3 CIRCUITRY PANEL "A4"	
REVISION		SUB	NCDOT	RRMP
		DOT NO.	862 601N	
		SCALE	N.T.S.	
		SHEET	6 OF 24	

(BA-16)




NOTES:
 ● = ECHELON CONNECTIONS NOT TO EXCEED 53' IN LENGTH AND TOTAL LENGTH NOT TO EXCEED 430' WITH A MAXIMUM OF 8 NODES. RECOMMEND USE BELDEN WIRE CABLE #8461 OR EQUIVALENT.
 ** = ETU PART NUMBER 8000-80078-001

* I/O CONFIG NOT MARKED ON PANEL



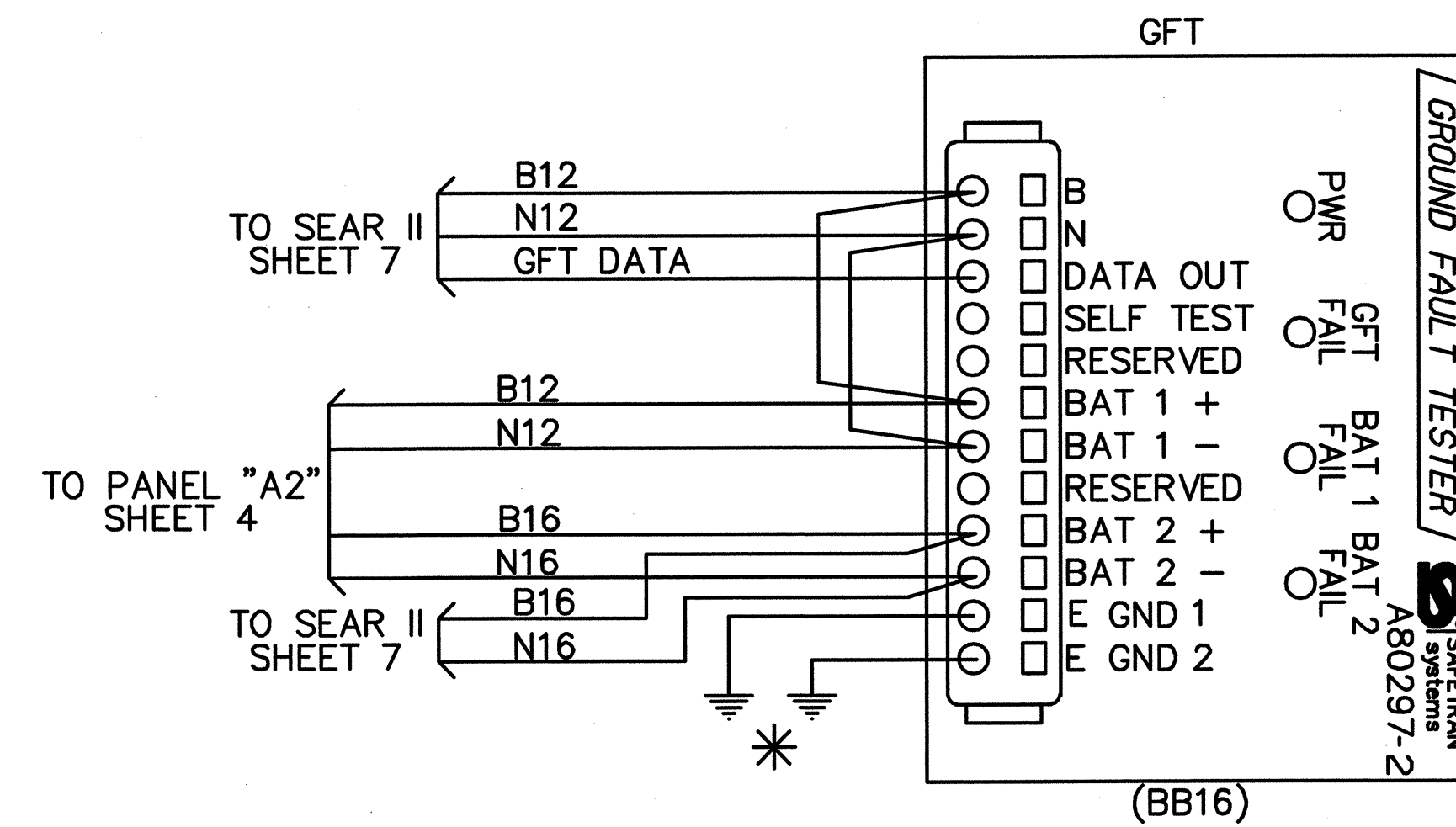
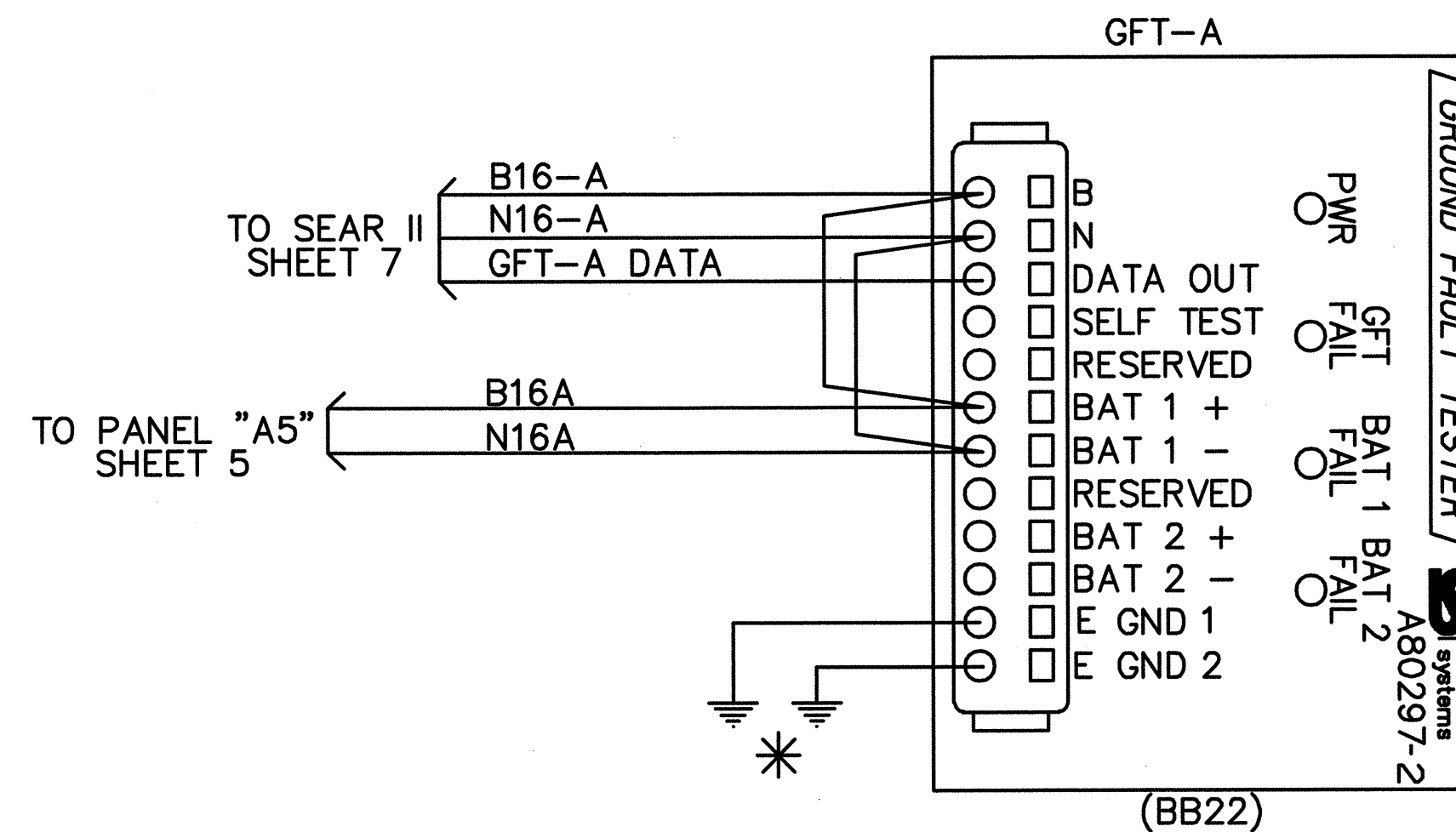
SEAR II EVENT RECORDER A80273



AECOM
 NC Firm License No.: F-0342
 701 Corporate Center Drive
 Suite 475 Raleigh, NC 27607
 Phone: 919-854-6200

ORIGINAL DATE 06-05-12		LOCATION BRAGG BLVD near FORT BRAGG, NC CAPE FEAR RAILROAD		
DRAFTSMAN	AECOM	TITLE SEAR II EVENT RECORDER		
DESIGNER	AECOM			
CHECKER	AECOM			
REVISION		SUB NCDOT	RRMP	DOT NO. 862 601N
		SCALE N.T.S.	SHEET 7	OF 24

SITE SET UP PROCEDURE	
FUNCTION	LED DISPLAY
DATE	--- -- ---
TIME	---:---
DAYLIGHT SAVINGS TIME	YES
TIME ZONE	EST
SITE NAME	-----
DOT NUMBER	-----
MILEPOST	-----
TESTER TYPE	CROSSING
DATE FORMAT	MM-DD-YYYY
TEMP FORMAT	FAHRENHEIT
SITE TYPE	NO COMMUNICATION
SITE ATCS	7620100100.03.01
SSCC ATCS ADDRESS	7621000100.04



VERIFY THE BATTERY SUPPLY VOLTAGES	
B12 BATTERY VOLTAGE AT INPUT DC1	VOLT 1: ___
B16 BATTERY VOLTAGE AT INPUT DC2	VOLT 2: ___
B16A BATTERY VOLTAGE AT INPUT DC2	VOLT 2: ___

NOTES:
ALL WIRING TO BE #16AWG
UNLESS NOTED OTHERWISE

* - CONNECT "E GND 1" AND "E GND 2" TO INDEPENDENT GROUND POINTS ON SIDE A AND SIDE B.

VERIFY NUMBER OF BULBS	
CURR 1: LAMP SET UP	? BULBS
CURR 2: LAMP SET UP	? BULBS

	<p>NC Firm License No.: F-0342 701 Corporate Center Drive Suite 475 Raleigh, NC 27607 Phone: 919-854-6200</p>	ORIGINAL DATE	06-05-12	LOCATION	BRAGG BLVD near FORT BRAGG, NC CAPE FEAR RAILROAD				
		DRAFTSMAN	AECOM	TITLE		GROUND FAULT DETECTOR CIRCUITS			
		DESIGNER	AECOM	SUB		NCDOT	RRMP	DOT NO.	862 601N
		CHECKER	AECOM	SCALE		N.T.S.	SHEET	8	OF
REVISION		CTC NO.							

BEFORE YOU START TO PROGRAM THE SSCCIIIplus, YOU MUST GO TO THE CONFIGURE MENU AND SELECT THE FOLLOWING MCF:
2TRKDSTKX. ***
YOU MUST THEN VERIFY THE CRC:

YOU MUST THEN ENTER THE MCF ID CODE NUMBER:

YOU ARE NOW READY TO START PROGRAMMING THE SSCCIIIplus.

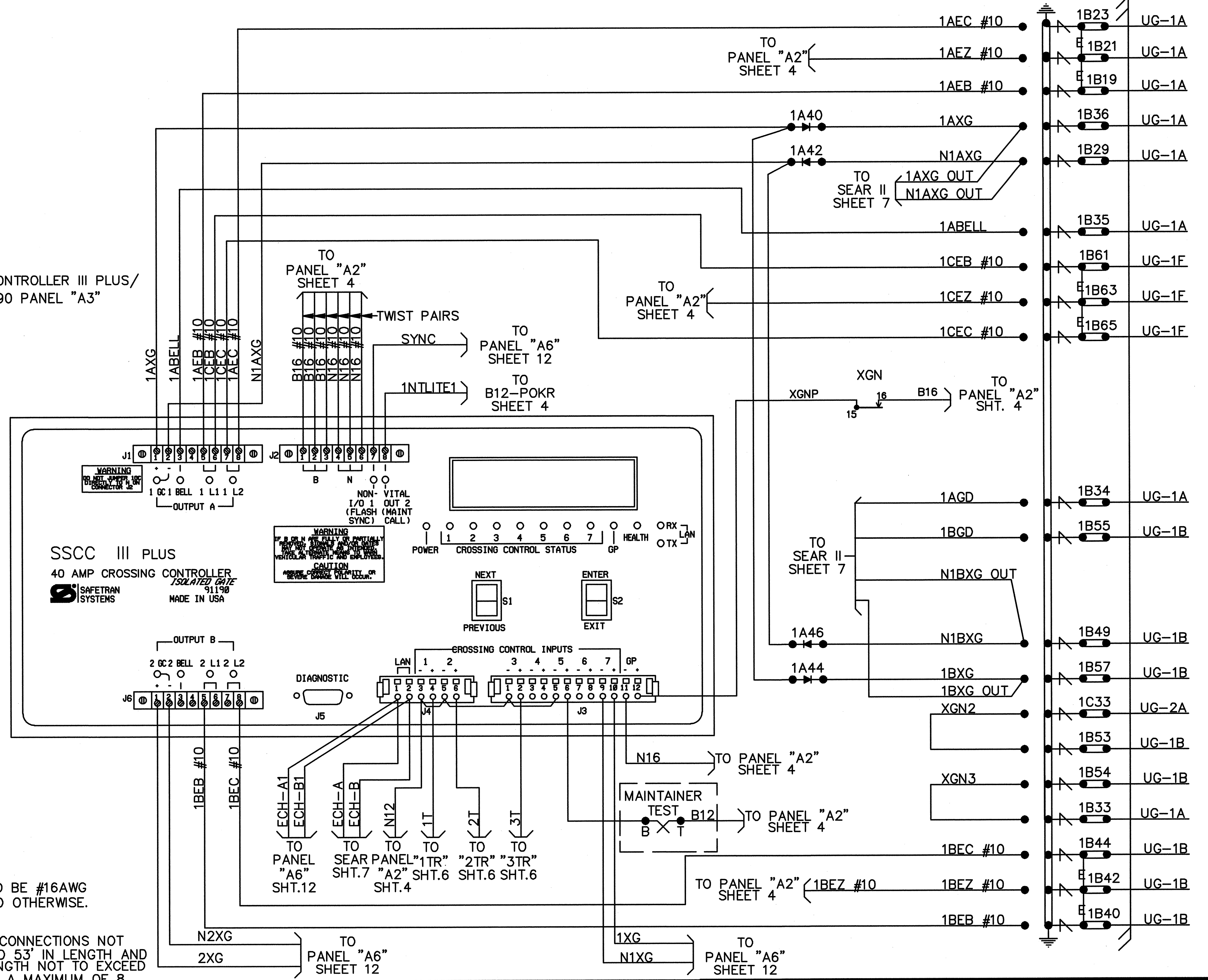
CONFIGURE		
MCF	2TRKDSTKX. ***	
CRC	***	
MCF ID	***	
LOS TIMERS	1: 5 SEC.	
	2: 5 SEC.	
	3: 5 SEC.	
	4: N/A	
	5: 0 SECS	
	6: N/A	
	7: N/A	
TTER TIMER	1: 0 SECS.	
	3: 12 SECS.	
	4: N/A	
	6: N/A	
	ATCS ADDRESS	762XXXXXXXXX
	LOW BATTERY	DISABLED
AUX I/O	FLASH SYNC OUT	
DETECT LAMP NEUTRAL	DISABLED	
SET TO DEFAULT	SKIP	

PROGRAM	
FLASHER RATE:	55 FPM
GATES USED:	YES
1 GC DELAY	4 SEC.
2 GC DELAY	0 SEC.
BELL-ON GATE RISING	ON
2GC/17 MODE	PRE-EMPT SIM
MIN ACTIVATION TIME	20 SEC.
ENABLE INPUTS	4,6 DISABLED
INPUT 1	ENABLE
INPUT 2	ENABLE
INPUT 3	ENABLE
INPUT 4	DISABLE
INPUT 5	ENABLE
INPUT 6	DISABLE
INPUT 7	PRE-EMPT-HLTH
PRG TEST SW ACTIVATE	N/A
PRG STICK RELEASE TIME	5 MIN.
PRG ENABLED OUTPUTS: A&B	A AND B
TIME	
DATE	
DAYLIGHT SAVINGS	ON
PASSWORD	DISABLED
SET TO DEFAULT	SKIP


TEST CONFIGURE	
LAMP TEST CANCEL TIMER	5 MIN.
LAMP TEST DELAY TIMER	30 SEC.
LAMP TEST ON TIMER	15 SEC.

SETUP LAMP VOLTAGE	
SETUP OUTPUT 1L1 XX.X VOLTS	
SETUP OUTPUT 1L2 XX.X VOLTS	

CROSSING CONTROLLER III PLUS/
40 AMP 91190 PANEL "A3"

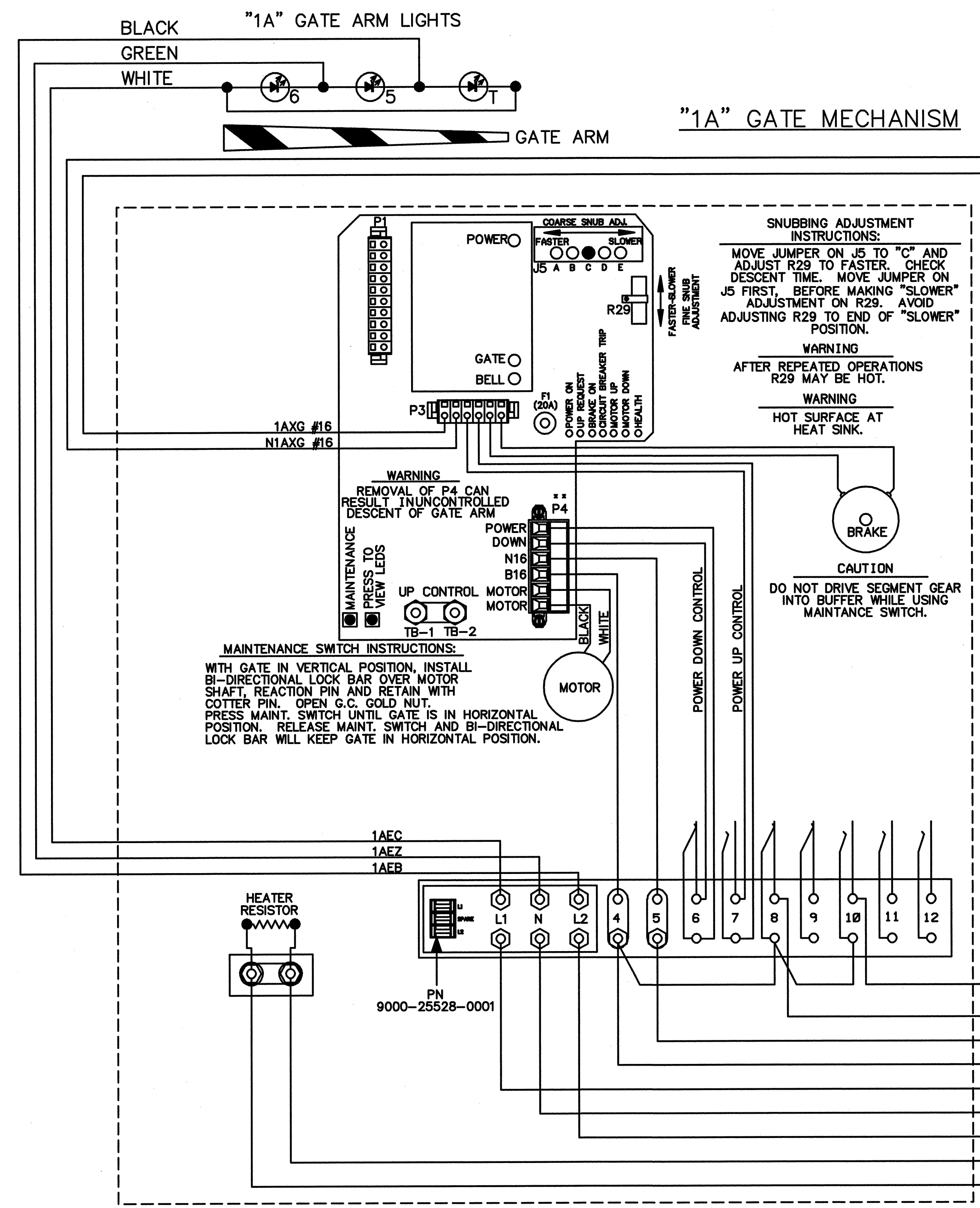


- NOTES:
- ALL WIRING TO BE #16AWG UNLESS NOTED OTHERWISE.
 - = ECHELON CONNECTIONS NOT TO EXCEED 53' IN LENGTH AND TOTAL LENGTH NOT TO EXCEED 430' WITH A MAXIMUM OF 8 NODES, RECOMMEND USE BELDEN WIRE CABLE #8461 OR EQUIVALENT.
 - ▶ = DIODE SAFETRAN
 - * * = RESISTORS TO BE INSTALLED TO LAMPS WITH SHORTEST CABLE RUN
 - * * * = CONTRACTOR TO VERIFY LATEST SOFTWARE VERSION, CRC AND MCF ID CODE NUMBER.



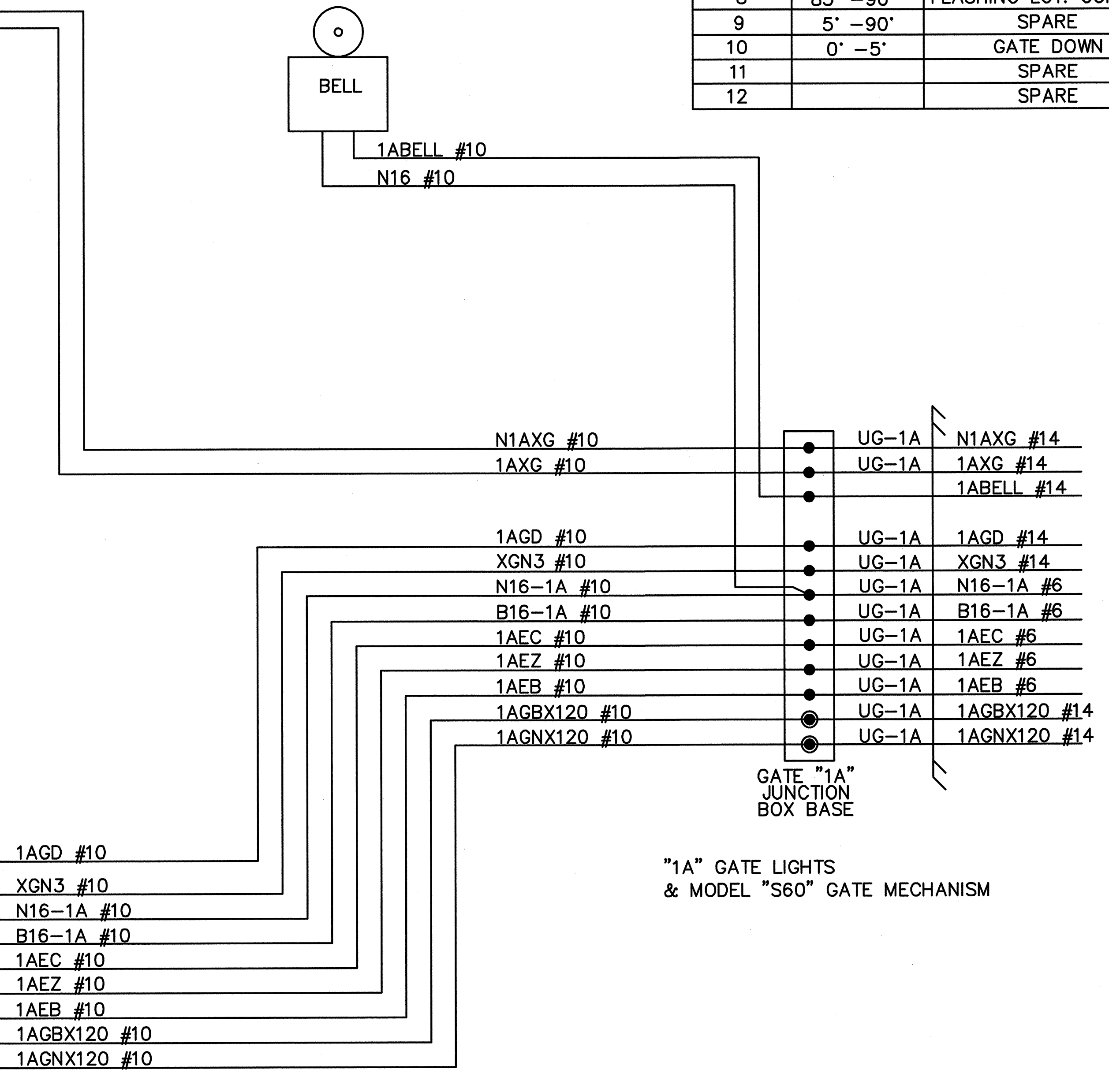
AECOM
NC Firm License No.: F-0342
701 Corporate Center Drive
Suite 475 Raleigh, NC 27607
Phone: 919-854-6200

ORIGINAL DATE	06-05-12	LOCATION	BRAGG BLVD near FORT BRAGG, NC CAPE FEAR RAILROAD	
DRAFTSMAN	AECOM		TITLE	CROSSING CONTROLLER PANEL "A3"
DESIGNER	AECOM			SUB
CHECKER	AECOM	RRMP		
REVISION			DOT NO.	
				SCALE
		SHEET		
			CTC NO.	

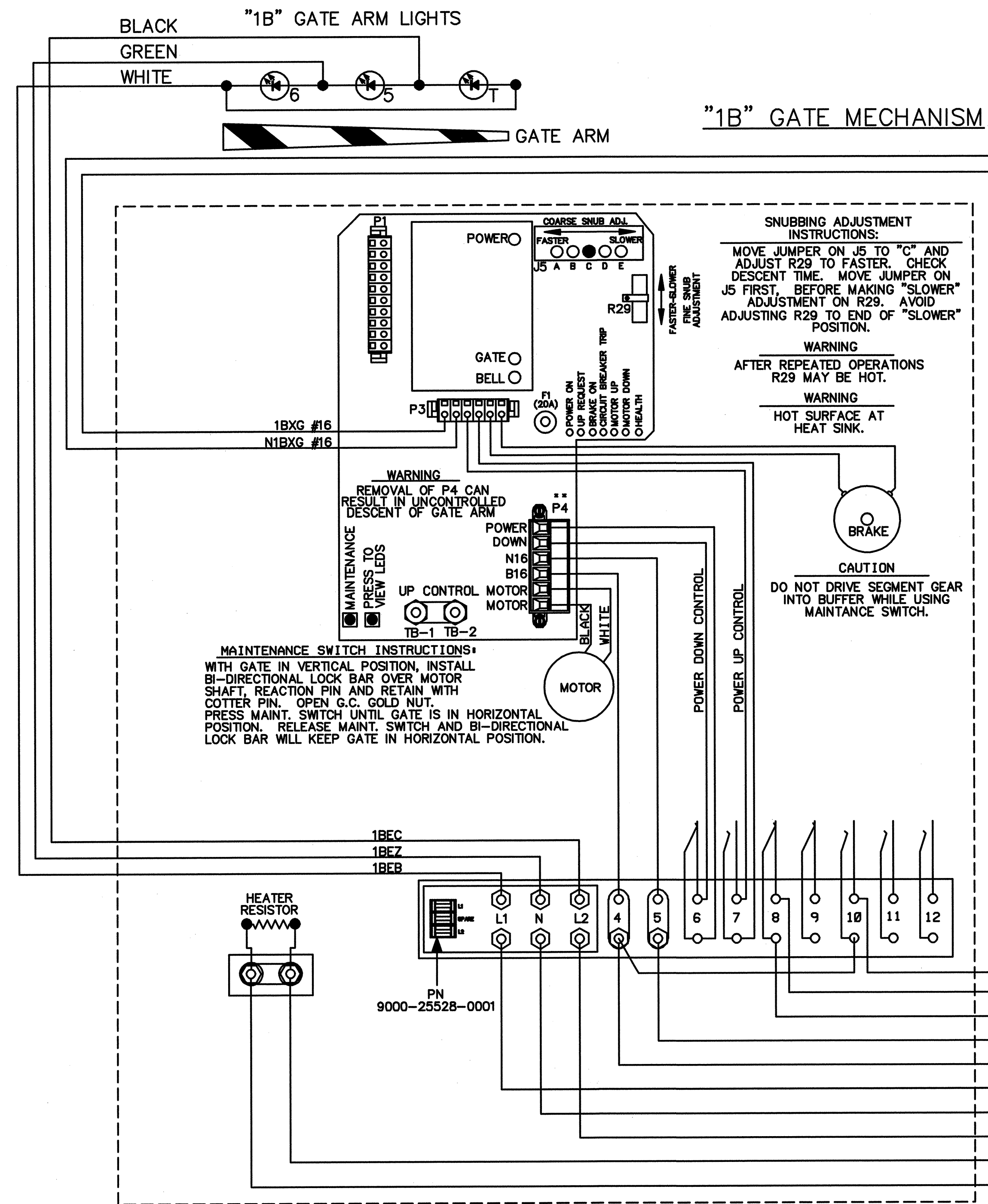


SAFETRAN MODEL "S60" GATE

CONTACT SPACE	CONTACT CLOSED AT	FUNCTION OF CONTACT
6	70' -90'	POWER DOWN CONTROL
7	0' -89'	POWER UP CONTROL
8	83' -90'	FLASHING LGT. CONTROL
9	5' -90'	SPARE
10	0' -5'	GATE DOWN
11		SPARE
12		SPARE



	<p>NC Firm License No.: F-0342 701 Corporate Center Drive Suite 475 Raleigh, NC 27607 Phone: 919-854-6200</p>	ORIGINAL DATE 06-05-12	LOCATION BRAGG BLVD near FORT BRAGG, NC CAPE FEAR RAILROAD		
		DRAFTSMAN AECOM	TITLE "1A" "S-60" GATE MECHANISM		
		DESIGNER AECOM	SUB NCDOT	RRMP	DOT NO. 862 601N
CHECKER AECOM	REVISION	SCALE N.T.S.	SHEET 10 OF 24		




SAFETRAN MODEL "S60" GATE

CONTACT SPACE	CONTACT CLOSED AT	FUNCTION OF CONTACT
6	70' -90'	POWER DOWN CONTROL
7	0' -89'	POWER UP CONTROL
8	83' -90'	FLASHING LGT. CONTROL
9	5' -90'	SPARE
10	0' -5'	GATE DOWN
11		SPARE
12		SPARE

N1BXC #10	UG-1B	N1BXC #14
1BXC #10	UG-1B	1BXC #14
1BGD #10	UG-1B	1BGD #14
XGN3 #10	UG-1B	XGN3 #14
XGN2 #10	UG-1B	XGN2 #14
N16-1B #10	UG-1B	N16-1B #6
B16-1B #10	UG-1B	B16-1B #6
1BEB #10	UG-1B	1BEB #6
1BEZ #10	UG-1B	1BEZ #6
1BEC #10	UG-1B	1BEC #6
1BGBX120 #10	UG-1B	1BGBX120 #14
1BGNX120 #10	UG-1B	1BGNX120 #14

GATE "1B"
JUNCTION
BOX BASE

"1B" GATE LIGHTS & MODEL "S60"
GATE MECHANISM



AECOM

NC Firm License No.: F-0342
701 Corporate Center Drive
Suite 475 Raleigh, NC 27607
Phone: 919-854-6200

ORIGINAL DATE	06-05-12		
DRAFTSMAN	AECOM	LOCATION	
DESIGNER	AECOM	BRAGG BLVD near FORT BRAGG, NC CAPE FEAR RAILROAD	
CHECKER	AECOM	TITLE "1B" "S-60" GATE MECHANISM	
REVISION		SUB	DOT NO.
		NCDOT	862 601N
		SCALE	SHEET
		N.T.S.	11 of 24

BEFORE YOU START TO PROGRAM THE SSCIIIplus, YOU MUST GO TO THE CONFIGURE MENU AND SELECT THE FOLLOWING MCF:
BASICPLS.H
 YOU MUST THEN VERIFY THE CRC:
731AF326
 YOU MUST THEN ENTER THE MCF ID CODE NUMBER:
087
 YOU ARE NOW READY TO START PROGRAMMING THE SSCIIIplus.

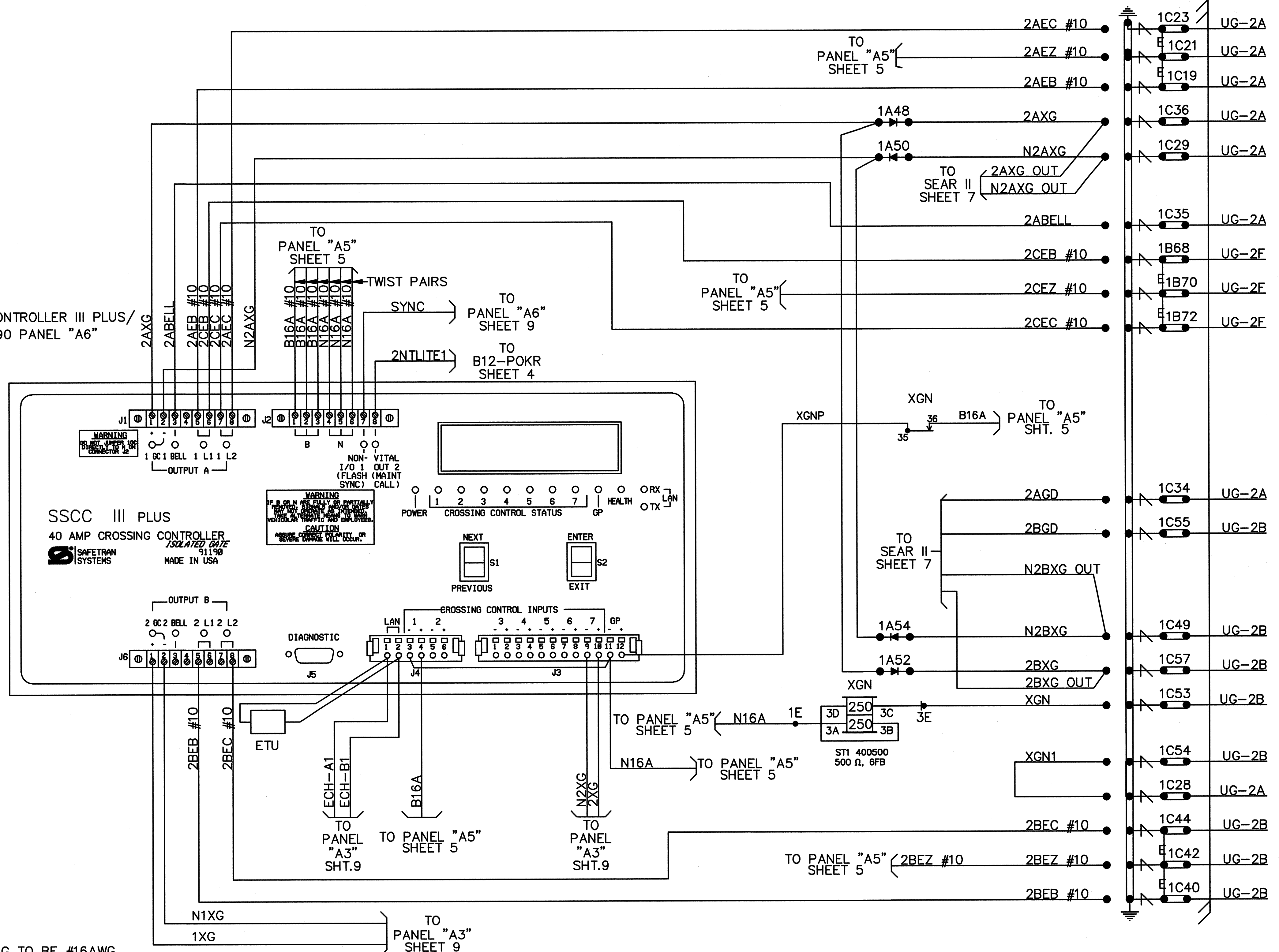
CONFIGURE	
MCF	BASICPLS.H
CRC	731AF326
MCF ID	087
LOS TIMERS	1: 0 SEC.
	2: N/A
	3: N/A
	4: N/A
	5: N/A
	6: N/A
	7: N/A
ATCS ADDRESS	762XXXXXXXXX
LOW BATTERY	DISABLED
AUX I/O	FLASH SYNC IN
DETECT LAMP NEUTRAL	DISABLED
SET TO DEFAULT	SKIP

PROGRAM	
FLASHER RATE:	55 FPM
GATES USED:	YES
1 GC DELAY	4 SEC.
2 GC DELAY	0 SEC.
BELL-ON GATE RISING	ON
2GC/17 MODE	PRE-EMPT SIM
MIN ACTIVATION TIME	20 SEC.
ENABLE INPUTS	2,3,4,5,6 DISABLE
INPUT 1	ENABLED
INPUT 2	DISABLED
INPUT 3	DISABLED
INPUT 4	DISABLED
INPUT 5	DISABLED
INPUT 6	DISABLED
INPUT 7	PRE-EMPT HLTH
PRG TEST SW ACTIVATE	N/A
PRG STICK RELEASE TIME	N/A
PRG ENABLED OUTPUTS: A&B	A AND B
TIME	
DATE	
DAYLIGHT SAVINGS	ON
PASSWORD	DISABLED
SET TO DEFAULT	SKIP


TEST CONFIGURE	
LAMP TEST CANCEL TIMER	5 MIN.
LAMP TEST DELAY TIMER	30 SEC.
LAMP TEST ON TIMER	15 SEC.

SETUP LAMP VOLTAGE	
SETUP OUTPUT 1L1 XX.X VOLTS	
SETUP OUTPUT 1L2 XX.X VOLTS	

CROSSING CONTROLLER III PLUS/
 40 AMP 91190 PANEL "A6"

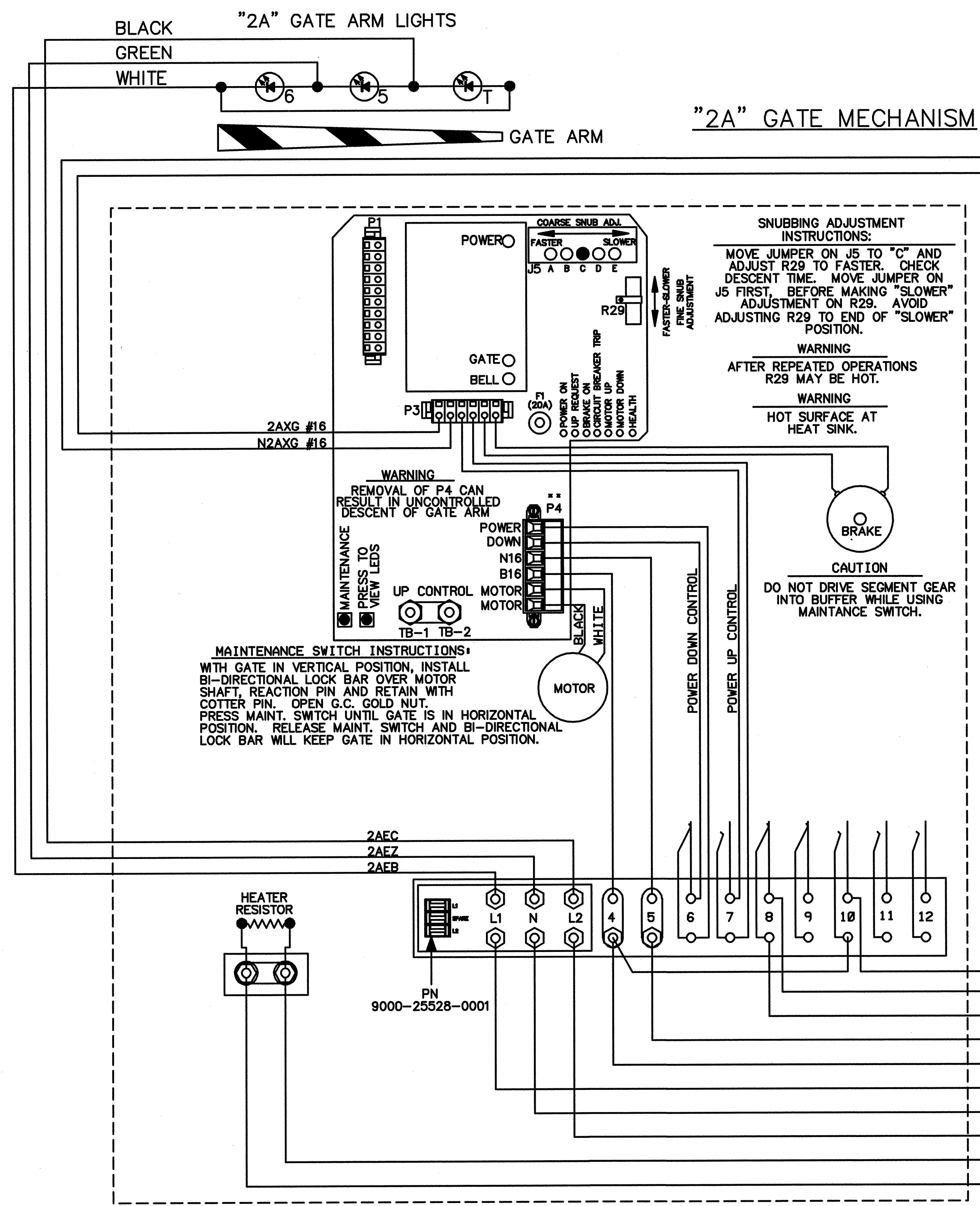


NOTES:
 ALL WIRING TO BE #16AWG UNLESS NOTED OTHERWISE.
 ● = ECHELON CONNECTIONS NOT TO EXCEED 53' IN LENGTH AND TOTAL LENGTH NOT TO EXCEED 430' WITH A MAXIMUM OF 8 NODES. RECOMMEND USE BELDEN WIRE CABLE #8461 OR EQUIVALENT.
 ▶ = DIODE SAFETRON
 * * = RESISTORS TO BE INSTALLED TO LAMPS WITH SHORTEST CABLE RUN



AECOM
 NC Firm License No.: F-0342
 701 Corporate Center Drive
 Suite 475 Raleigh, NC, 27607
 Phone: 919-854-6200

ORIGINAL DATE	06-05-12	LOCATION BRAGG BLVD near FORT BRAGG, NC CAPE FEAR RAILROAD
DRAFTSMAN	AECOM	
DESIGNER	AECOM	
CHECKER	AECOM	TITLE CROSSING CONTROL PANEL "A6"
REVISION		SUB NCDOT
		RRMP
		DOT NO. 862 601N
		SCALE N.T.S.
		SHEET 12 of 24



SAFETRAN MODEL "S60" GATE

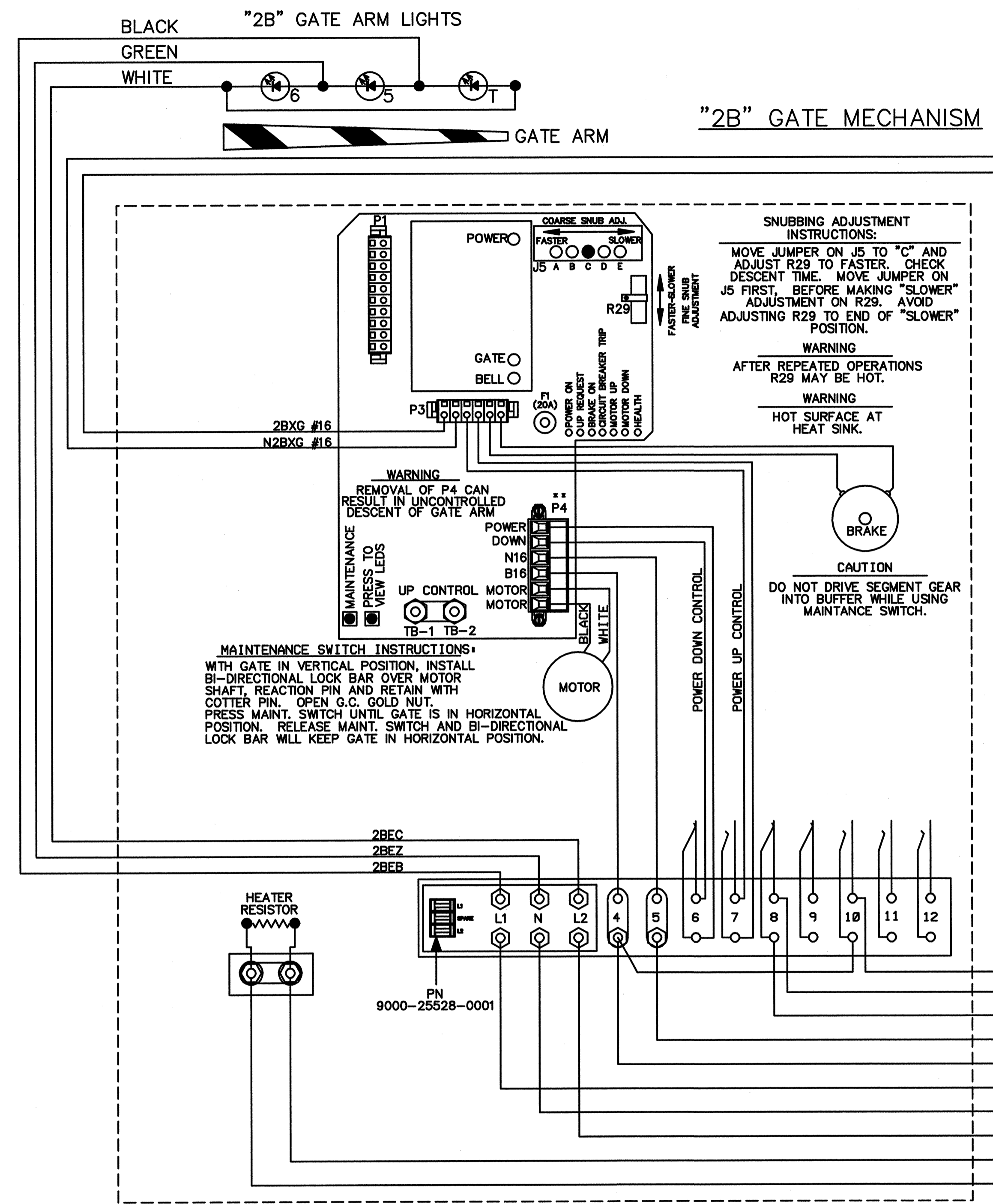
CONTACT SPACE	CONTACT CLOSED AT	FUNCTION OF CONTACT
6	70' -90'	POWER DOWN CONTROL
7	0' -89'	POWER UP CONTROL
8	83' -90'	FLASHING LGT. CONTROL
9	5' -90'	SPARE
10	0' -5'	GATE DOWN
11		SPARE
12		SPARE

- 2AGD #10
- XGN2 #10
- XGN1 #10
- N16A-2A #10
- B16A-2A #10
- 2AEB #10
- 2AEZ #10
- 2AEC #10
- 2AGBX120 #10
- 2AGNX120 #10

GATE "2A" JUNCTION BOX BASE

"2A" GATE LIGHTS & MODEL "S60" GATE MECHANISM

	<p>NC Firm License No.: F-0342 701 Corporate Center Drive Suite 475 Raleigh, NC 27607 Phone: 919-854-6200</p>	ORIGINAL DATE 06-05-12	LOCATION BRAGG BLVD near FORT BRAGG, NC CAPE FEAR RAILROAD		
		DRAFTSMAN AECOM	DESIGNER AECOM	TITLE "2A" "S-60" GATE MECHANISM	
		CHECKER AECOM	REVISION	SUB NCDOT	RRMP
		GTC NO.	SCALE N.T.S.	SHEET 13 OF 24	



SAFETRAN MODEL "S60" GATE

CONTACT SPACE	CONTACT CLOSED AT	FUNCTION OF CONTACT
6	70' -90'	POWER DOWN CONTROL
7	0' -89'	POWER UP CONTROL
8	83' -90'	FLASHING LGT. CONTROL
9	5' -90'	SPARE
10	0' -5'	GATE DOWN
11		SPARE
12		SPARE

SNUBBING ADJUSTMENT INSTRUCTIONS:
MOVE JUMPER ON J5 TO "C" AND ADJUST R29 TO FASTER. CHECK DESCENT TIME. MOVE JUMPER ON J5 FIRST, BEFORE MAKING "SLOWER" ADJUSTMENT ON R29. AVOID ADJUSTING R29 TO END OF "SLOWER" POSITION.


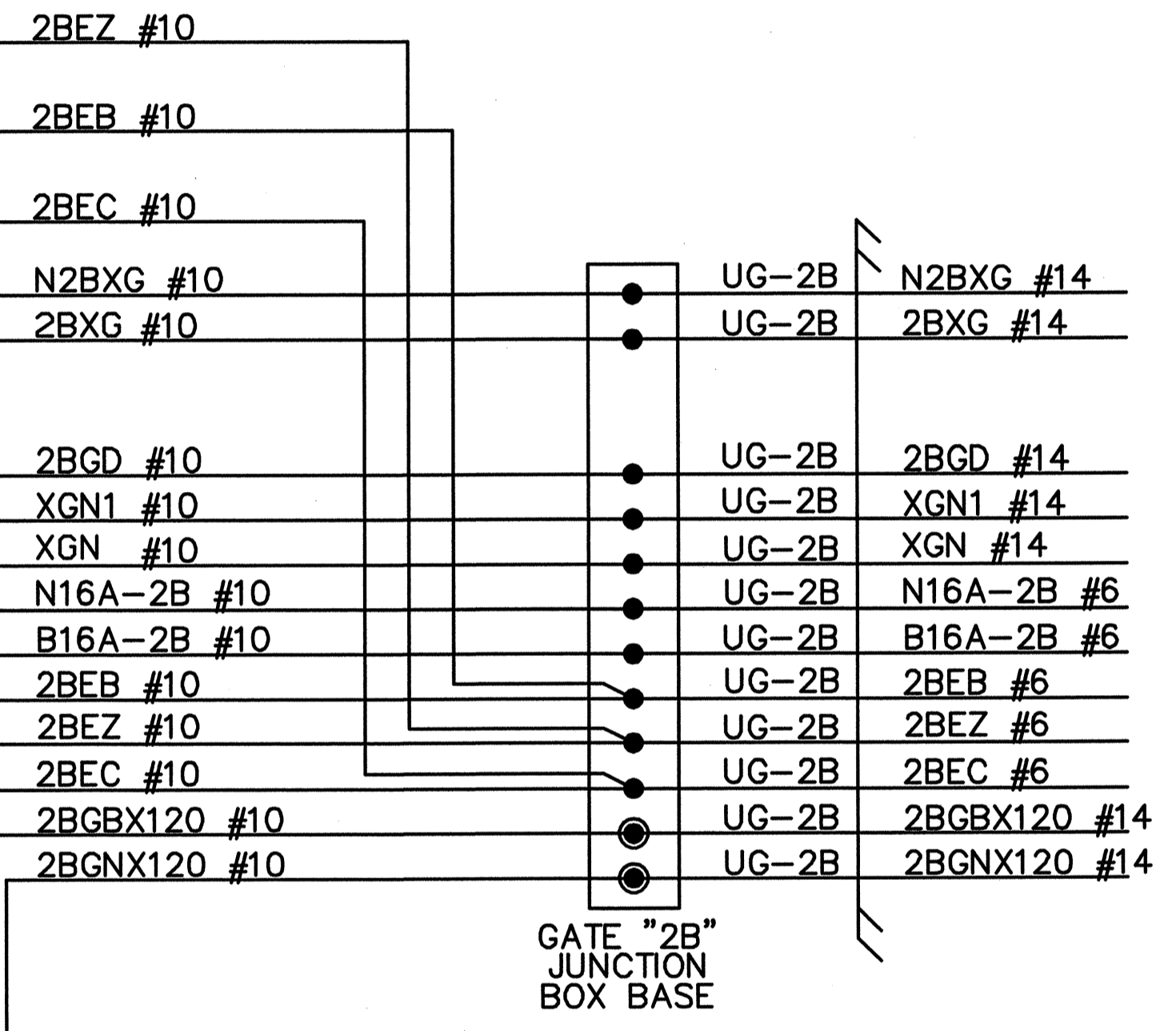
WARNING
AFTER REPEATED OPERATIONS R29 MAY BE HOT.

WARNING
HOT SURFACE AT HEAT SINK.

CAUTION
DO NOT DRIVE SEGMENT GEAR INTO BUFFER WHILE USING MAINTANCE SWITCH.

MAINTENANCE SWITCH INSTRUCTIONS:
WITH GATE IN VERTICAL POSITION, INSTALL BI-DIRECTIONAL LOCK BAR OVER MOTOR SHAFT, REACTION PIN AND RETAIN WITH COTTER PIN. OPEN G.C. GOLD NUT. PRESS MAINT. SWITCH UNTIL GATE IS IN HORIZONTAL POSITION. RELEASE MAINT. SWITCH AND BI-DIRECTIONAL LOCK BAR WILL KEEP GATE IN HORIZONTAL POSITION.

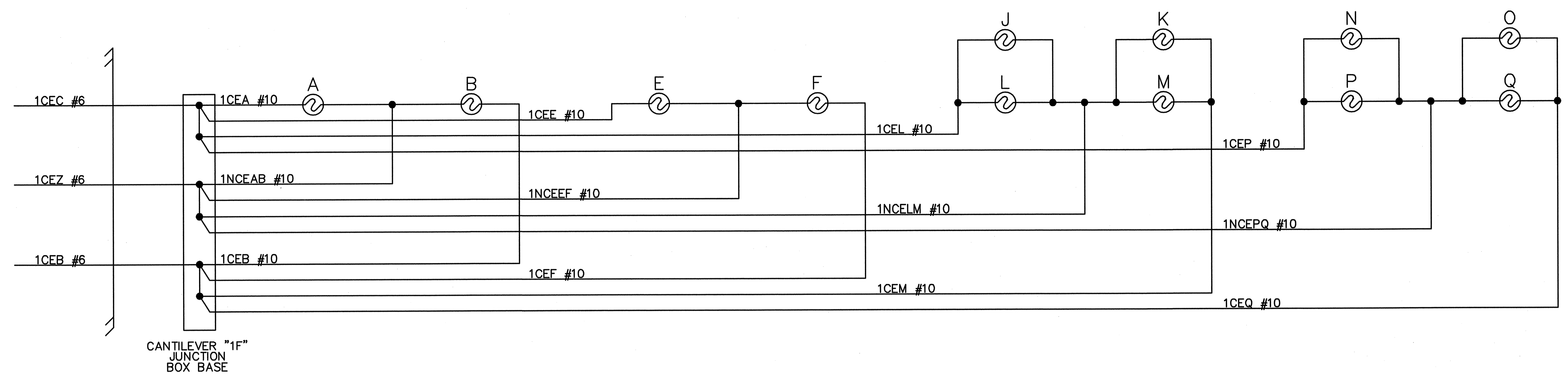
- 2BGD #10
- XGN1 #10
- XGN #10
- N16A-2B #10
- B16A-2B #10
- 2BEB #10
- 2BEZ #10
- 2BEC #10
- 2BGBX120 #10
- 2BGNX120 #10



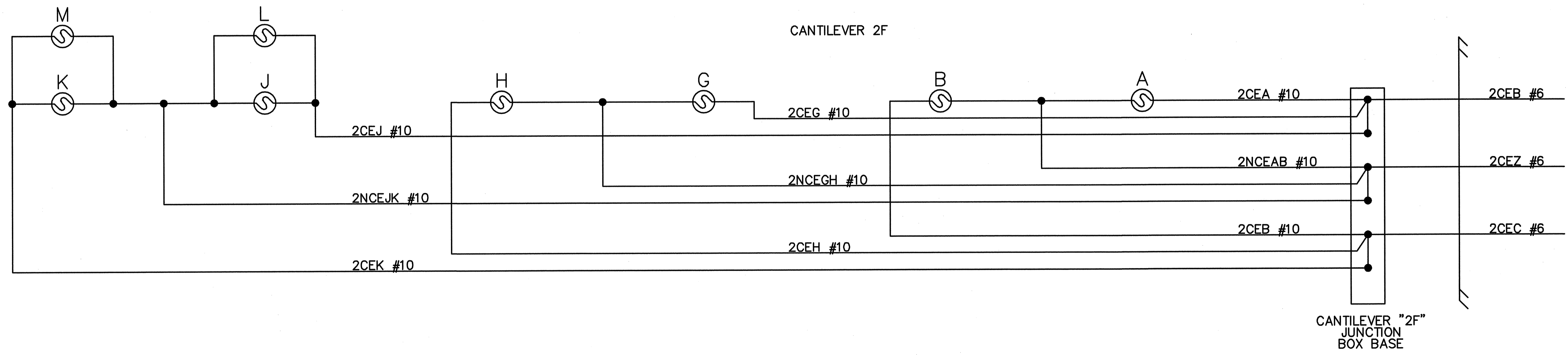
AECOM
NC Firm License No.: F-0342
701 Corporate Center Drive
Suite 475 Raleigh, NC 27607
Phone: 919-854-6200

ORIGINAL DATE	06-05-12	LOCATION		BRAGG BLVD near FORT BRAGG, NC CAPE FEAR RAILROAD	
DRAFTSMAN	AECOM	DESIGNER		AECOM	
CHECKER	AECOM	TITLE		"2B" "S-60" GATE MECHANISM	
REVISION		SUB	NCDOT	RRMP	DOT NO. 862 601N
		SCALE	N.T.S.	SHEET	14 OF 24

CANTILEVER 1F

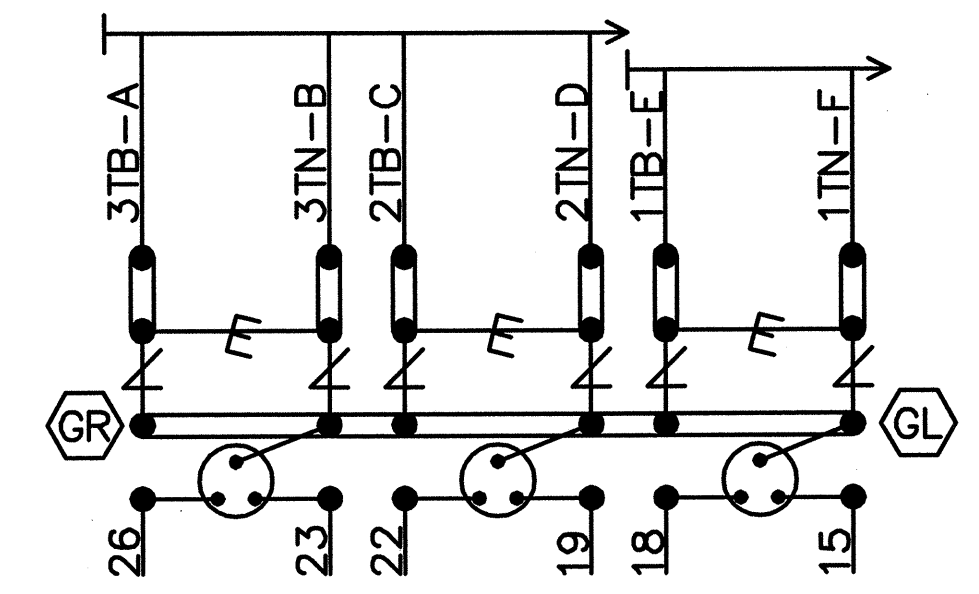
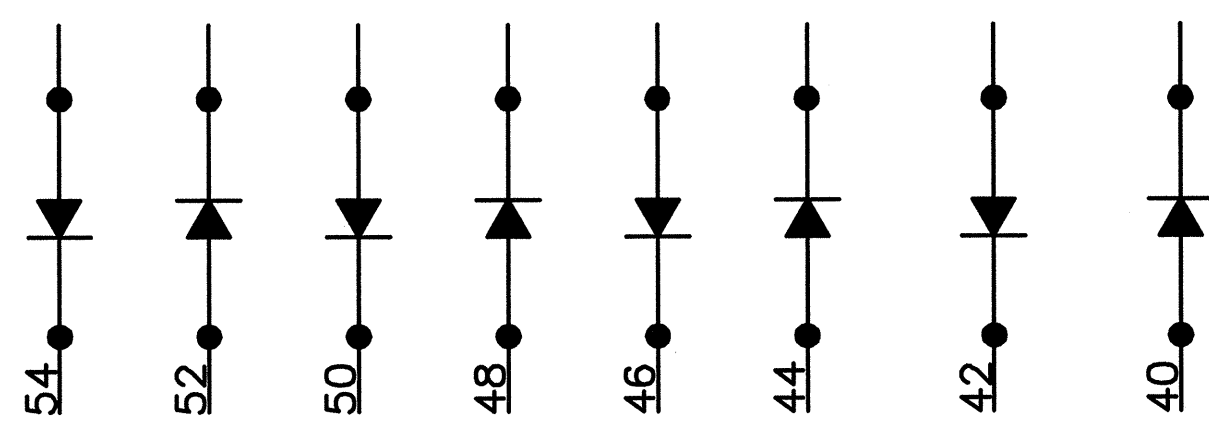
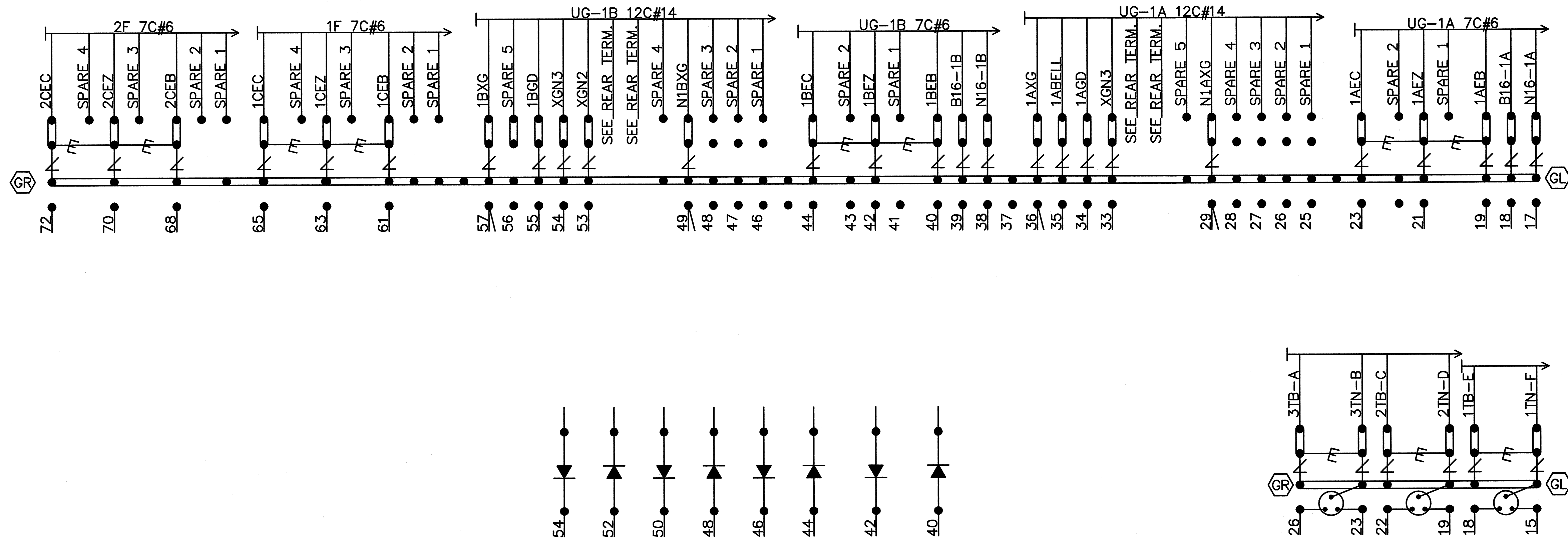


CANTILEVER 2F



	<p>NC Firm License No.: F-0342 701 Corporate Center Drive Suite 475 Raleigh, NC 27607 Phone: 919-854-6200</p>	ORIGINAL DATE	06-05-12	LOCATION	BRAGG BLVD near FORT BRAGG, NC CAPE FEAR RAILROAD				
		DRAFTSMAN	AECOM		TITLE "1F" & "2F" CANTILEVER LIGHTING CIRCUITS				
		DESIGNER	AECOM	SUB		NCDOT	RRMP	DOT NO.	862 601N
		CHECKER	AECOM	REVISION			GTC NO.	SCALE	N.T.S.

"1A" LEFT TWO ROWS TERMINAL BOARD 1 "1B"



NOTE: INSTALL TEST LINKS ON ALL TRACK WIRES AND ON ALL LOW VOLTAGE UNDERGROUND CABLE TERMINATIONS.

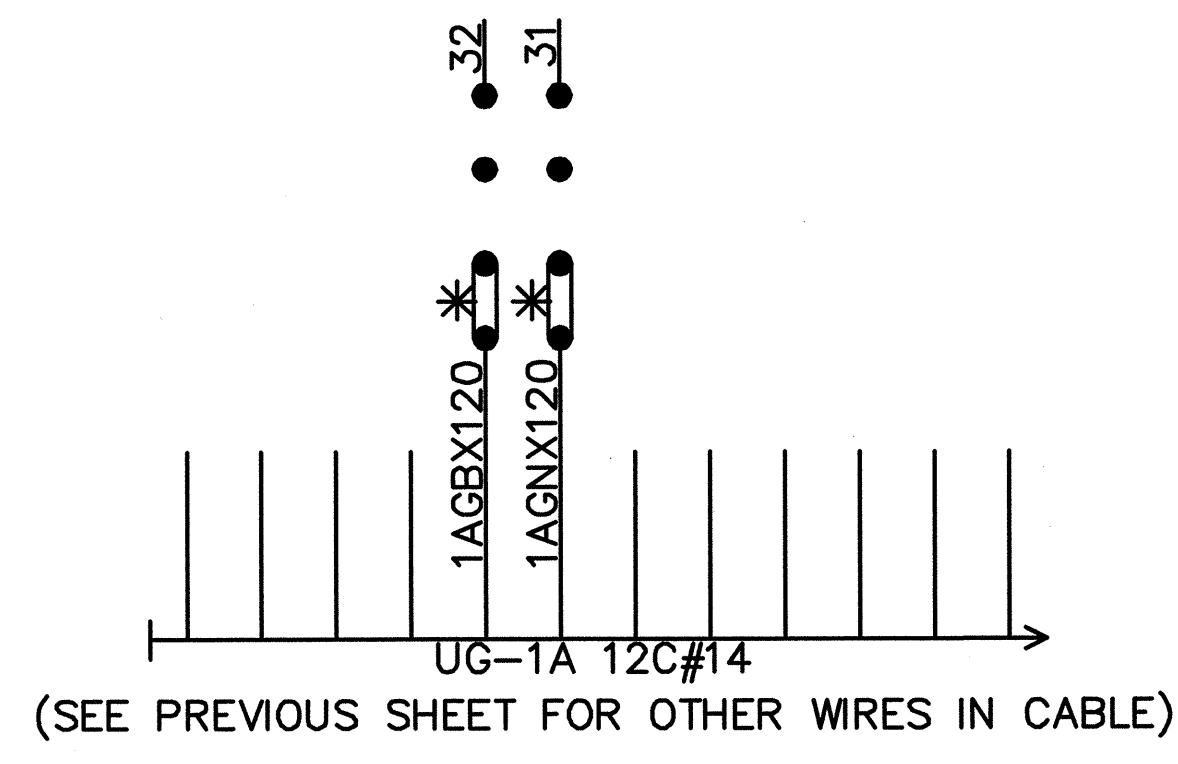
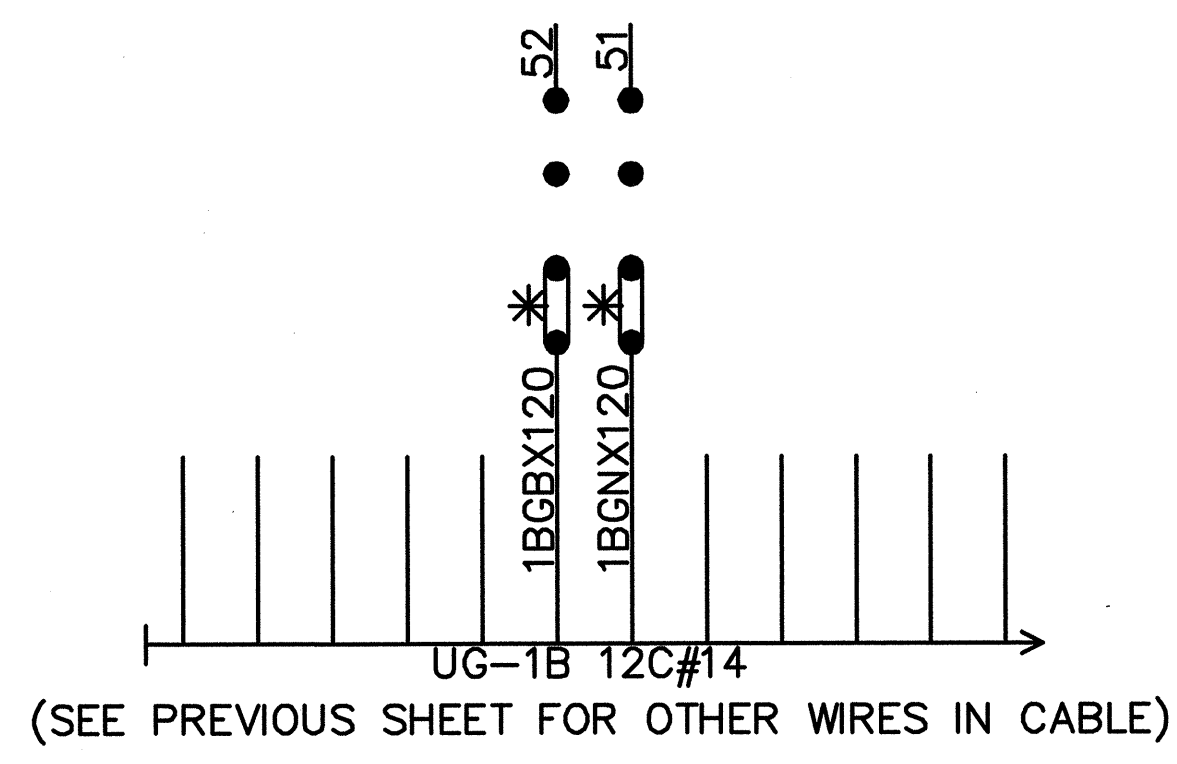
SEE FARADAY SHIELD DETAILS - 1A & 1B FOR HOW THIS PORTION OF THE FARADAY SHIELD IS PREDRILLED. ONLY INSTALL AND USE THE TERMINALS NEEDED.

- = Heavy Duty Equalizer (022700-1X)
- = Clearview Lightning Arrester (022585-1X)
- = LPC-10560-51
- = DIODE SAFETRAN
- = TERMINALS GROUNDED TO SHIELD.
- = 4 POST BLOCKS USE EITHER -
GR - SERMMI PART NO. 61278
GL - SERMMI PART NO. 61278-1.

BACKBOARD DETAIL - 1A & 1B

	<p>NC Firm License No.: F-0342 701 Corporate Center Drive Suite 475 Raleigh, NC 27607 Phone: 919-854-6200</p>	ORIGINAL DATE	06-05-12	
		DRAFTSMAN	AECOM	
		DESIGNER	AECOM	
		CHECKER	AECOM	
		LOCATION	BRAGG BLVD near FORT BRAGG, NC CAPE FEAR RAILROAD	
		TITLE	BACKBOARD DETAIL 1A & 1B	
REVISION		SUB	NCDOT	RRMP
		DOT NO.	862 601N	
		SCALE	N.T.S.	
		SHEET	16 OF 24	

REAR VIEW OF LEFT TWO ROWS TERMINAL BOARD 1
"1A"
"1B"

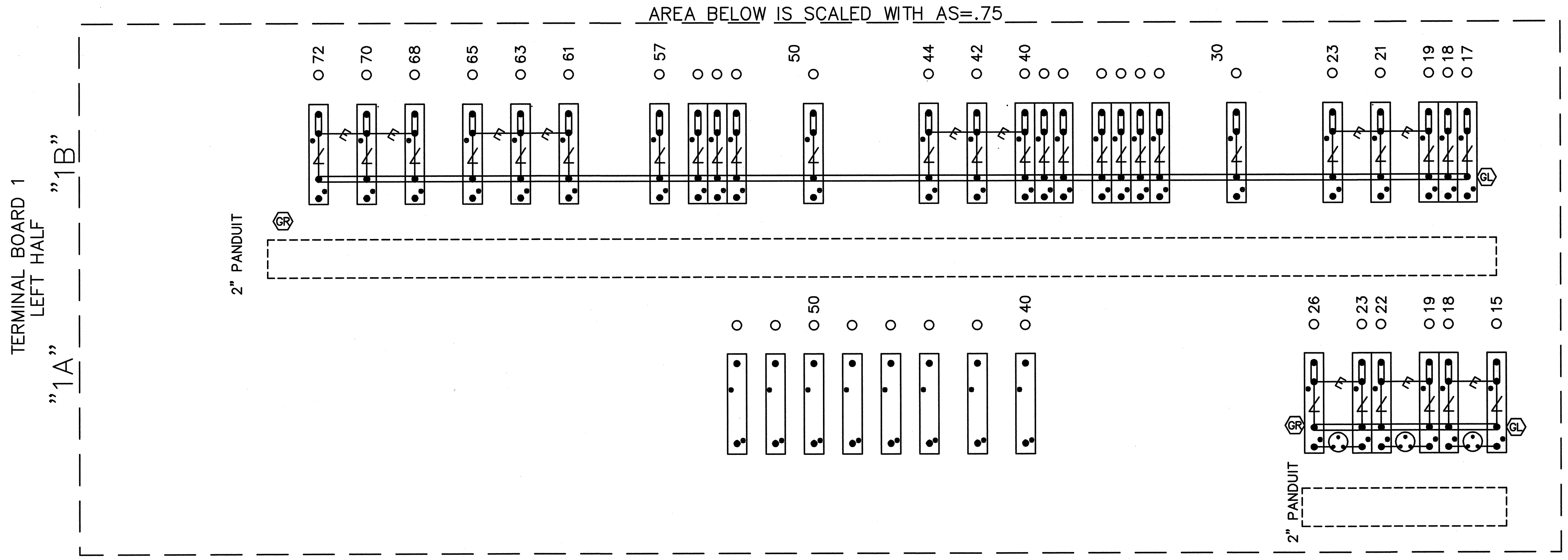


NOTE: ALL 120VAC AND ABOVE WILL BE WIRED TO THE REAR OF FARADAY BACKBOARD. INSULATED NUTS MUST BE USED ON ALL TERMINALS.

* = CLOSED DURING WINTER MONTHS

	<p>NC Firm License No.: F-0342 701 Corporate Center Drive Suite 475 Raleigh, NC 27607 Phone: 919-854-6200</p>	ORIGINAL DATE	06-05-12	
		DRAFTSMAN	AECOM	
		DESIGNER	AECOM	
		CHECKER	AECOM	
		LOCATION	BRAGG BLVD near FORT BRAGG, NC CAPE FEAR RAILROAD	
		TITLE	REAR BACKBOARD DETAIL 1A & 1B	
		SUB	NCDOT	DOT NO. 862 601N
		SCALE	N.T.S.	SHEET 17 of 24

NOTE: IF THE FARADAY SHIELD WOULD EVER NEED TO BE DRILLED IN THE FIELD, PROPER PRECAUTIONS MUST BE TAKEN TO INSURE METAL SHAVINGS DO NOT GET INTO EXISTING TERMINALS/WIRES.



TERMINAL BOARD 1
LEFT HALF
"1A"
"1B"

2" PANDUIT

2" PANDUIT

- = Heavy Duty Equalizer (022700-1X)
- = Clearview Lightning Arrester (022585-1X)
- = LPC-10560-51

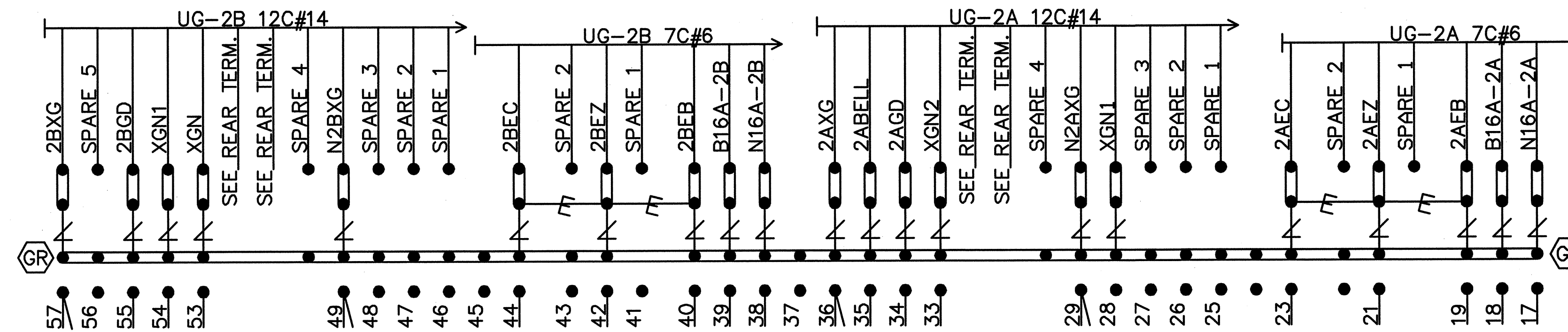
- = TERMINALS GROUNDED TO SHIELD.
- = 4 POST BLOCKS USE EITHER -
GR - SERMMI PART NO. 61278
GL - SERMMI PART NO. 61278-1.

- INDICATES PLACEMENT OF PANDUIT

THIS SHEET IS FOR REFERENCE ONLY, TO REFLECT HOW THE FARADAY SHIELD IS PREDRILLED. ONLY INSTALL AND USE THE TERMINALS NEEDED.

	<p>NC Firm License No.: F-0342 701 Corporate Center Drive Suite 475 Raleigh, NC 27607 Phone: 919-854-6200</p>	ORIGINAL DATE 06-05-12			
		DRAFTSMAN AECOM	LOCATION BRAGG BLVD near FORT BRAGG, NC CAPE FEAR RAILROAD		
		DESIGNER AECOM			
CHECKER AECOM	TITLE FARADAY SHIELD DETAIL 1A & 1B				
REVISION	SUB NCDOT	RRMP	DOT NO. 862 601N		
	SCALE N.T.S.	SHEET 18 OF 24			

RIGHT ROW TERMINAL BOARD 1
"1C"



NOTE: INSTALL TEST LINKS ON ALL TRACK WIRES AND ON ALL LOW VOLTAGE UNDERGROUND CABLE TERMINATIONS.

SEE FARADAY SHIELD DETAILS - 1C FOR HOW THIS PORTION OF THE FARADAY SHIELD IS PREDRILLED. ONLY INSTALL AND USE THE TERMINALS NEEDED.

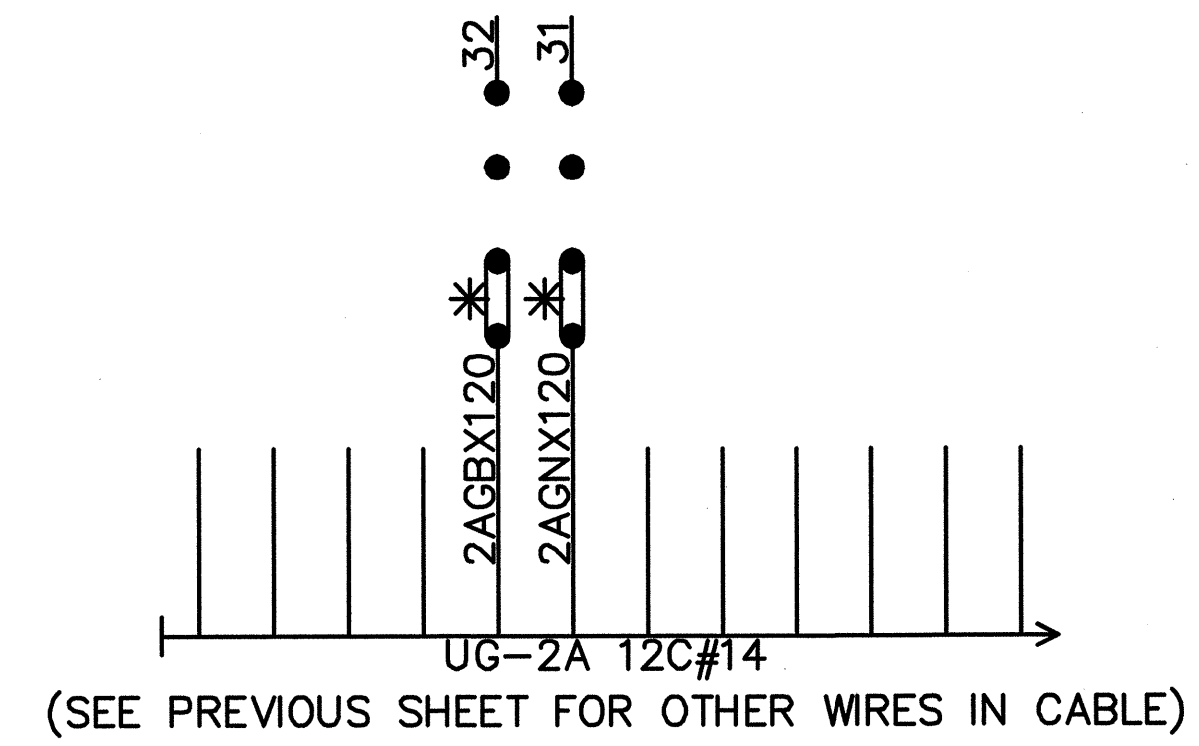
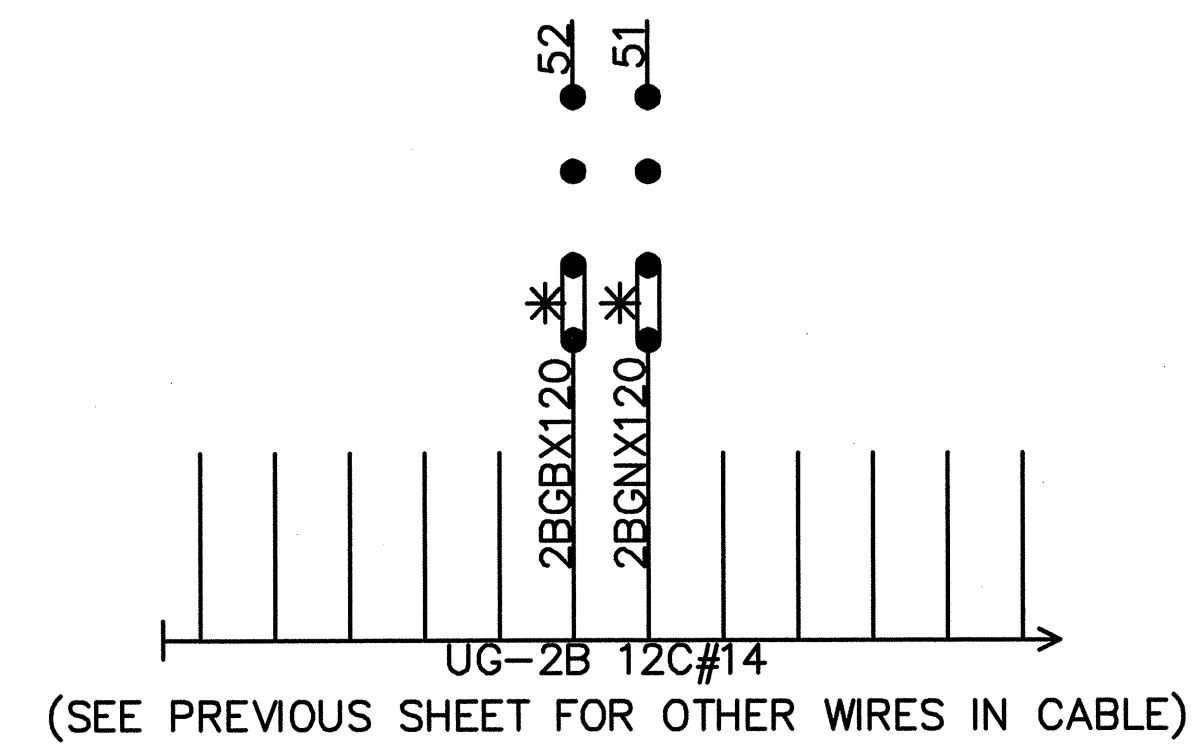
- = Heavy Duty Equalizer (022700-1X)
- = Clearview Lightning Arrester (022585-1X)
- = LPC-10560-51

- = TERMINALS GROUNDED TO SHIELD. 4 POST BLOCKS USE EITHER - GR - SERMMI PART NO. 61278 GL - SERMMI PART NO. 61278-1.

BACKBOARD DETAIL - 1C

	<p>NC Firm License No.: F-0342 701 Corporate Center Drive Suite 475 Raleigh, NC 27607 Phone: 919-854-6200</p>	ORIGINAL DATE	06-05-12	
		DRAFTSMAN	AECOM	
		DESIGNER	AECOM	
		CHECKER	AECOM	
		LOCATION	BRAGG BLVD near FORT BRAGG, NC CAPE FEAR RAILROAD	
		TITLE	BACKBOARD DETAIL 1C	
REVISION		SUB	RRMP	DOT NO.
		NCDOT		862 601N
		SCALE	N.T.S.	SHEET 19 of 24

REAR VIEW OF RIGHT ROW TERMINAL BOARD 1
"1C"



NOTE: ALL 120VAC AND ABOVE WILL BE WIRED TO THE REAR OF FARADAY BACKBOARD. INSULATED NUTS MUST BE USED ON ALL TERMINALS.

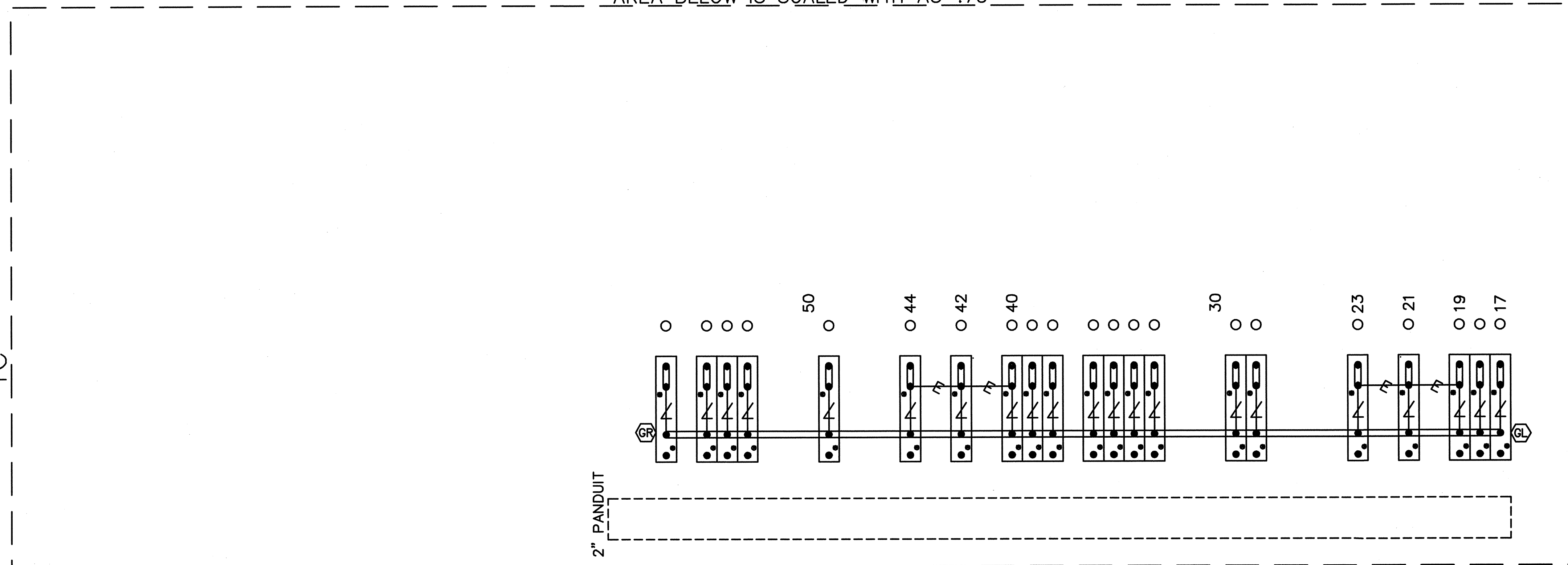
* = CLOSED DURING WINTER MONTHS

	<p>NC Firm License No.: F-0342 701 Corporate Center Drive Suite 475 Raleigh, NC 27607 Phone: 919-854-6200</p>	ORIGINAL DATE 06-05-12			
		DRAFTSMAN	AECOM	LOCATION BRAGG BLVD near FORT BRAGG, NC CAPE FEAR RAILROAD	
		DESIGNER	AECOM		
		CHECKER	AECOM		
		TITLE REAR BACKBOARD DETAIL 1C			
		SUB	RRMP	DOT NO.	
		NCDOT		862 601N	
		GTC NO.	SCALE	SHEET	
			N.T.S.	20 OF 24	

NOTE: IF THE FARADAY SHIELD WOULD EVER NEED TO BE DRILLED IN THE FIELD, PROPER PRECAUTIONS MUST BE TAKEN TO INSURE METAL SHAVINGS DO NOT GET INTO EXISTING TERMINALS/WIRES.

AREA BELOW IS SCALED WITH AS=.75

TERMINAL BOARD 1
RIGHT HALF
"1C"



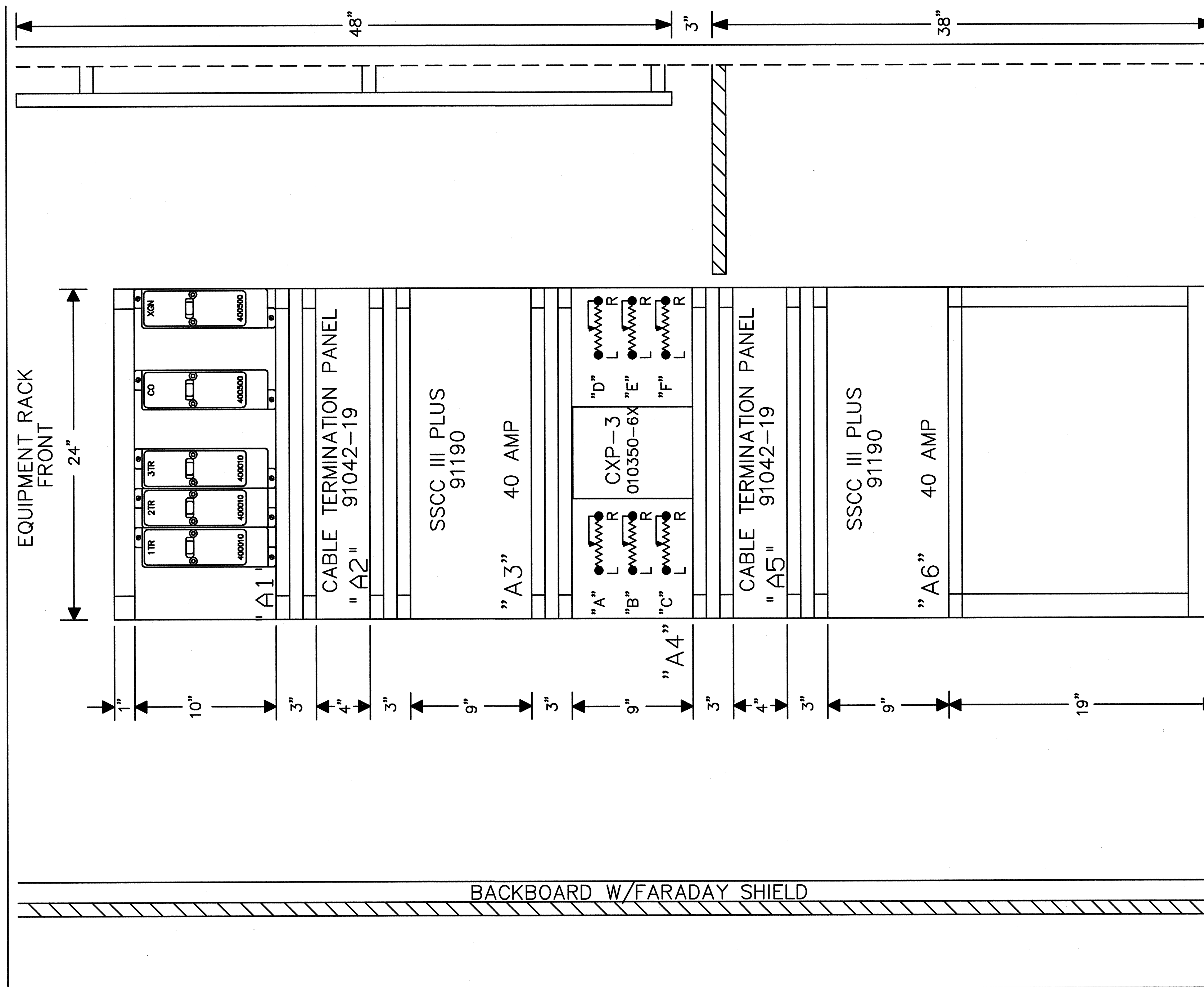
- = Heavy Duty Equalizer (022700-1X)
- = Clearview Lightning Arrester (022585-1X)
- = LPC-10560-51

- = TERMINALS GROUNDED TO SHIELD.
- = 4 POST BLOCKS USE EITHER -
GR - SERMMI PART NO. 61278
GL - SERMMI PART NO. 61278-1.


- INDICATES PLACEMENT OF PANDUIT

THIS SHEET IS FOR REFERENCE ONLY, TO REFLECT HOW THE FARADAY SHIELD IS PREDRILLED. ONLY INSTALL AND USE THE TERMINALS NEEDED.

	<p>NC Firm License No.: F-0342 701 Corporate Center Drive Suite 475 Raleigh, NC 27607 Phone: 919-854-6200</p>	ORIGINAL DATE	06-05-12	
		DRAFTSMAN	AECOM	
		DESIGNER	AECOM	
		CHECKER	AECOM	
		LOCATION	BRAGG BLVD near FORT BRAGG, NC CAPE FEAR RAILROAD	
		TITLE	FARADAY SHIELD DETAIL 1C	
REVISION		SUB	NCDOT	RRMP
		DOT NO.	862 601N	
		SCALE	N.T.S.	
		SHEET	21	OF 24



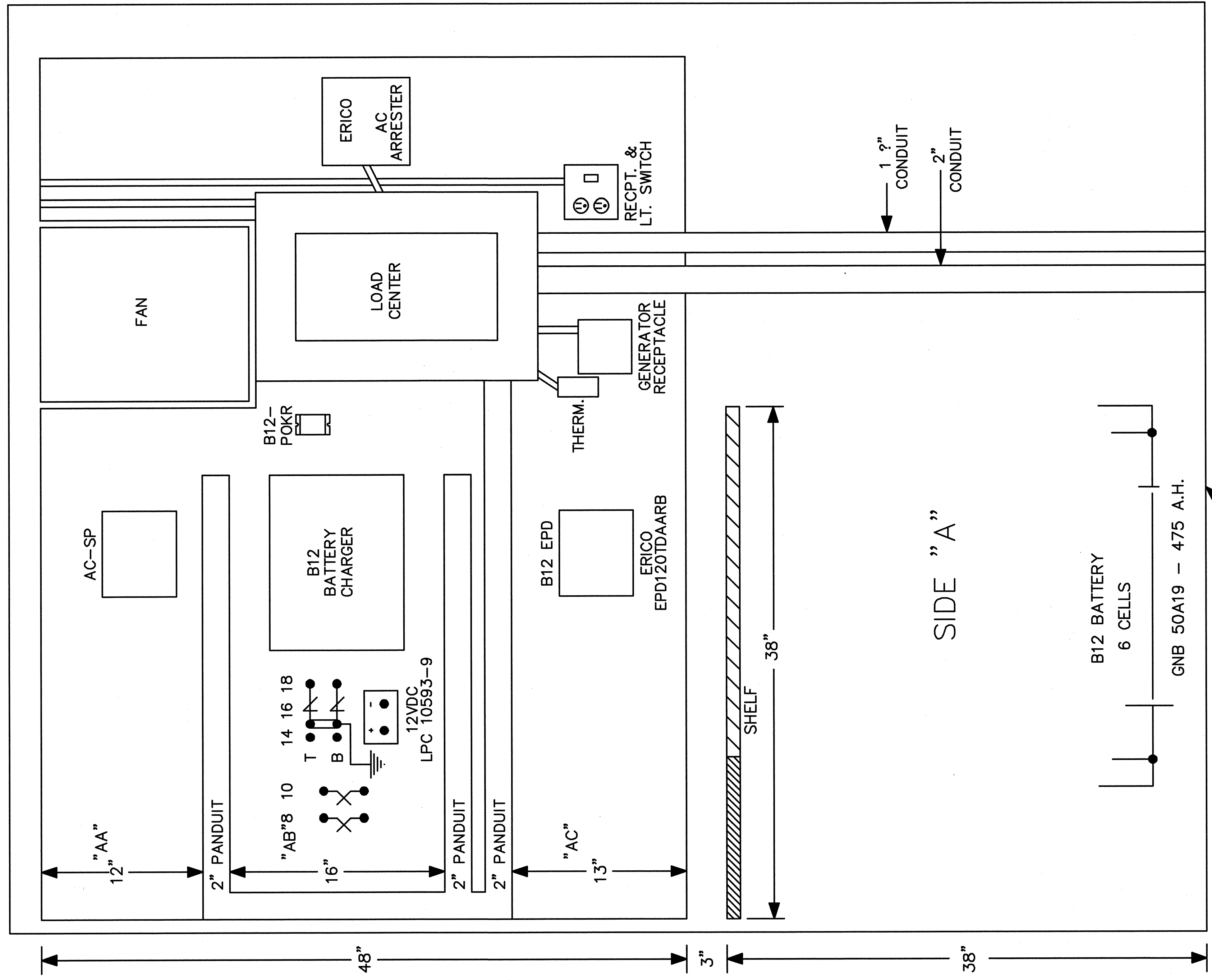


SIDE "C"




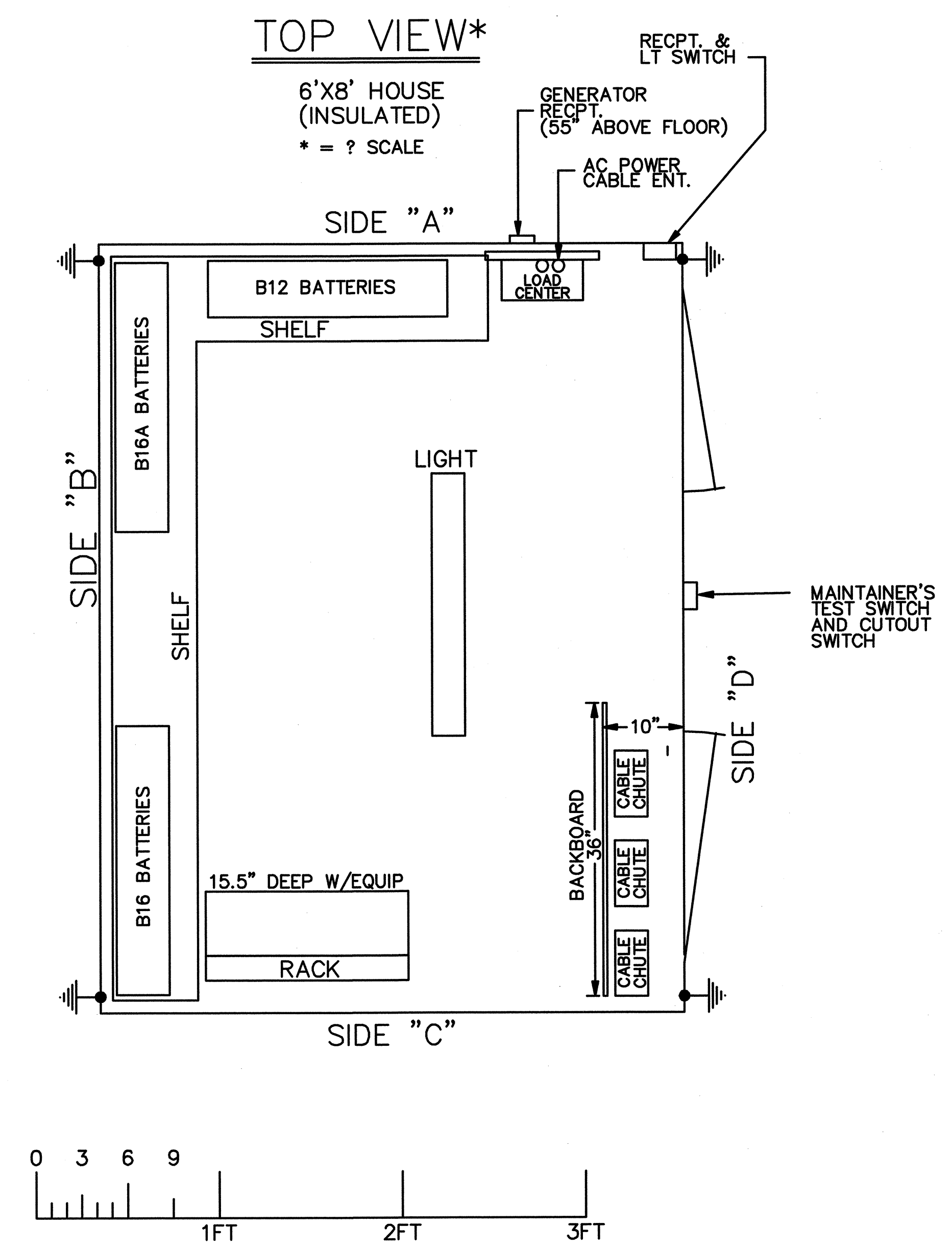
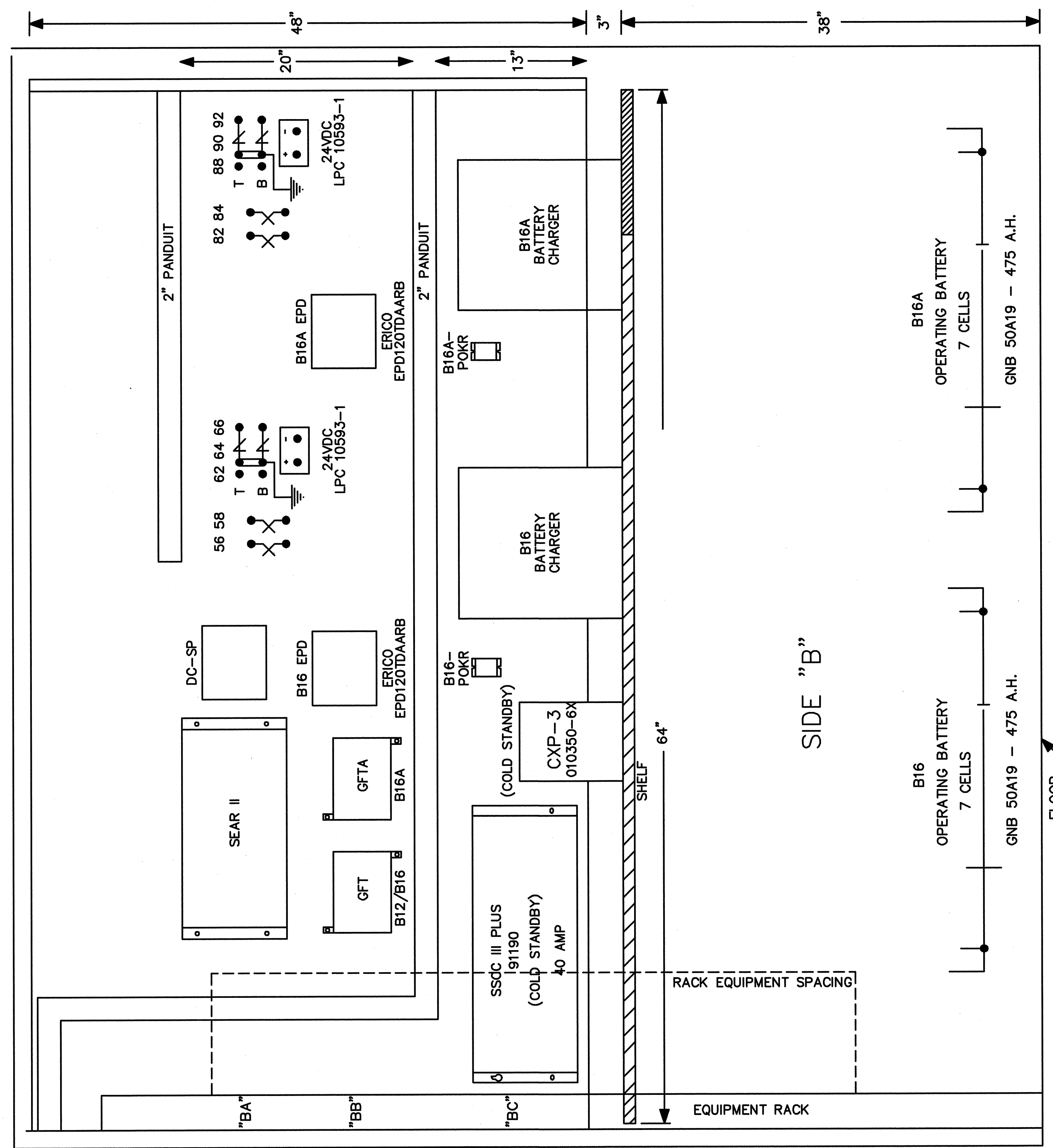
RACK PLACEMENT
6' X 8' HOUSE - SIDE "C"

	<p>NC Firm License No.: F-0342 701 Corporate Center Drive Suite 475 Raleigh, NC 27607 Phone: 919-854-6200</p>	ORIGINAL DATE	06-05-12	
		DRAFTSMAN	AECOM	
		DESIGNER	AECOM	
		CHECKER	AECOM	
REVISION		LOCATION		BRAGG BLVD near FORT BRAGG, NC CAPE FEAR RAILROAD
		TITLE		6'X8' HOUSE - (SIDE C - RACK PLACEMENT)
		SUB	RRMP	DOT NO.
		NCDOT		862 601N
		SCALE	N.T.S.	SHEET 22 OF 24



AECOM
 NC Firm License No.: F-0342
 701 Corporate Center Drive
 Suite 475 Raleigh, NC 27607
 Phone: 919-854-6200

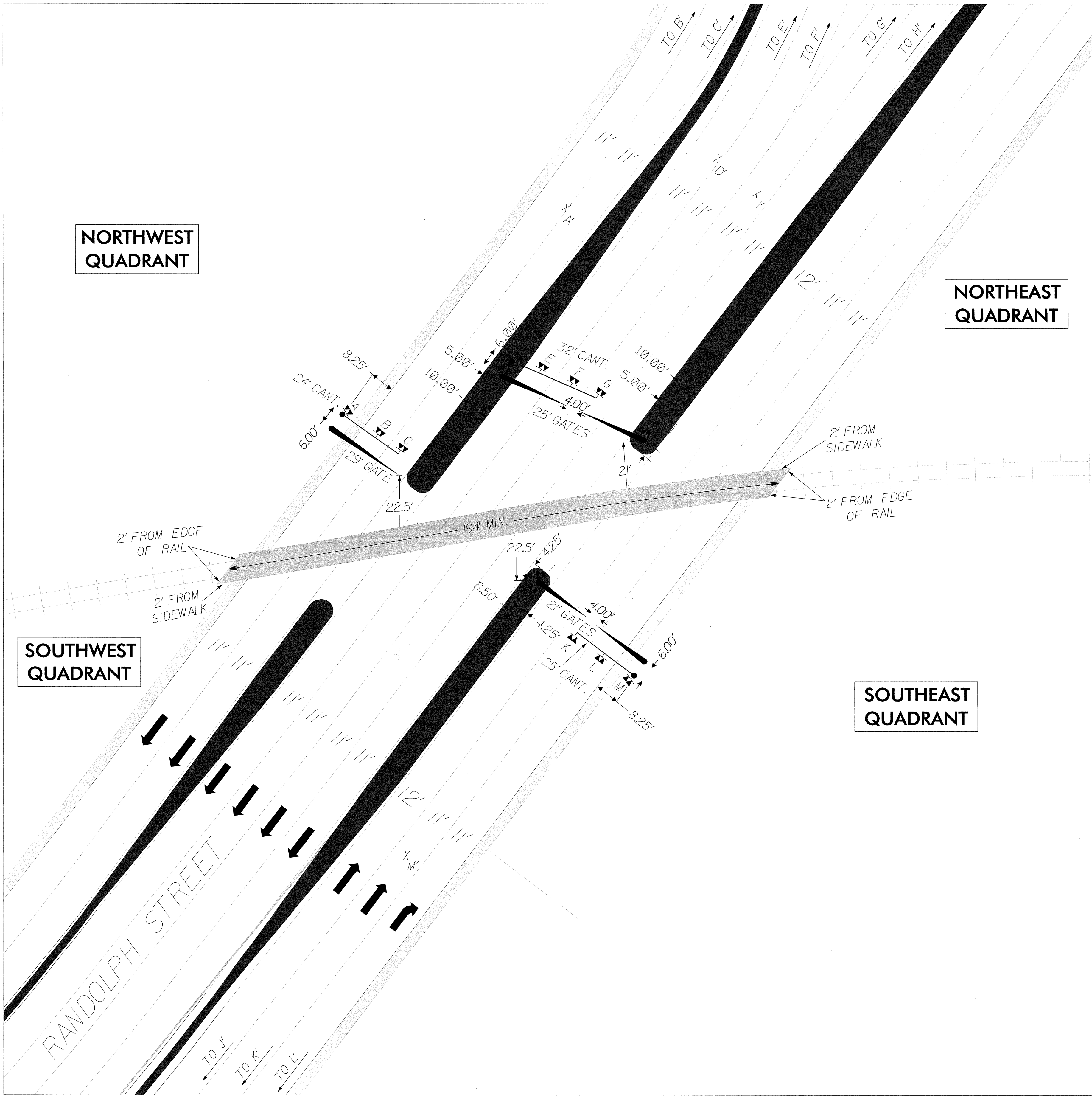
ORIGINAL DATE	06-05-12	
DRAFTSMAN	AECOM	
DESIGNER	AECOM	
CHECKER	AECOM	
REVISION		
LOCATION BRAGG BLVD near FORT BRAGG, NC CAPE FEAR RAILROAD		
TITLE 6'X8' HOUSE - (SIDE "A")		
SUB	RRMP	DOT NO.
NCDOT		862 601N
CTC NO.	SCALE	SHEET
	N.T.S.	23 OF 24



AECOM
 NC Firm License No.: F-0342
 701 Corporate Center Drive
 Suite 475 Raleigh, NC 27607
 Phone: 919-854-6200

ORIGINAL DATE	06-05-12	LOCATION		BRAGG BLVD near FORT BRAGG, NC CAPE FEAR RAILROAD	
DRAFTSMAN	AECOM	TITLE		6'x8' HOUSE- (SIDE "B" & TOP VIEW)	
DESIGNER	AECOM	SUB	RRMP	DOT NO.	862 601N
CHECKER	AECOM	CTC NO.	SCALE	SHEET	24 OF 24
REVISION			N.T.S.		

PROJECT REFERENCE NO.	SHEET NO.
U-4444AB	RR-021




DISTANCE TO ALIGNMENT POINT

LIGHT UNIT	DISTANCE (IN FEET)
A	110 OR FIELD ADJUST
B	325 OR FIELD ADJUST
C	325 OR FIELD ADJUST
D	100 OR FIELD ADJUST
E	325 OR FIELD ADJUST
F	325 OR FIELD ADJUST
G	325 OR FIELD ADJUST
H	325 OR FIELD ADJUST
I	155 OR FIELD ADJUST
J	325 OR FIELD ADJUST
K	325 OR FIELD ADJUST
L	325 OR FIELD ADJUST
M	100 OR FIELD ADJUST

NOTE: ALL SIGNAL FACES TO BE 12" LED OR APPROACH ALTERNATIVE



AVERAGE DAIL TRAFFIC (2005)	8,122
ROADWAY SPEED LIMIT	35 MPH
TRAIN MOVEMENTS/DAY	2 /DAY
TRAIN SPEED	10 MPH
RAILROAD MILEPOST	CRF-XX
RAILROAD MILEPOST	>100 IBS

- WORK DONE BY U-4444AB CONTRACTOR:
- INSTALL NEW SIGNALS, GATES AND CANTILEVERS SHOWN AS IN PLAN
 - COORDINATE WITH RAILROAD TO INSTALL AND ACTIVATE 25', 29' AND 21' GATES
 - PLACE PER NCDOT STD 1205.11
 - INSTALL STOP BARS (AFTER GATE INSTALLATION)
 - PAINT RAILROAD CROSSING PAVING MARKINGS
 - INSTALL RAILROAD ADVANCE WARNING SIGNS (W10-1)
 - INSTALL CONCRETE SURFACE AS SHOWN ON PLAN (COORDINATE WITH RAILROAD)

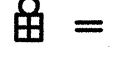

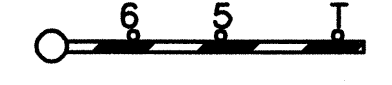
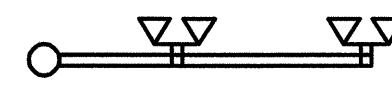




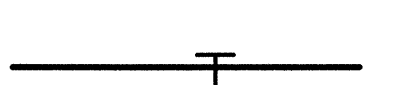


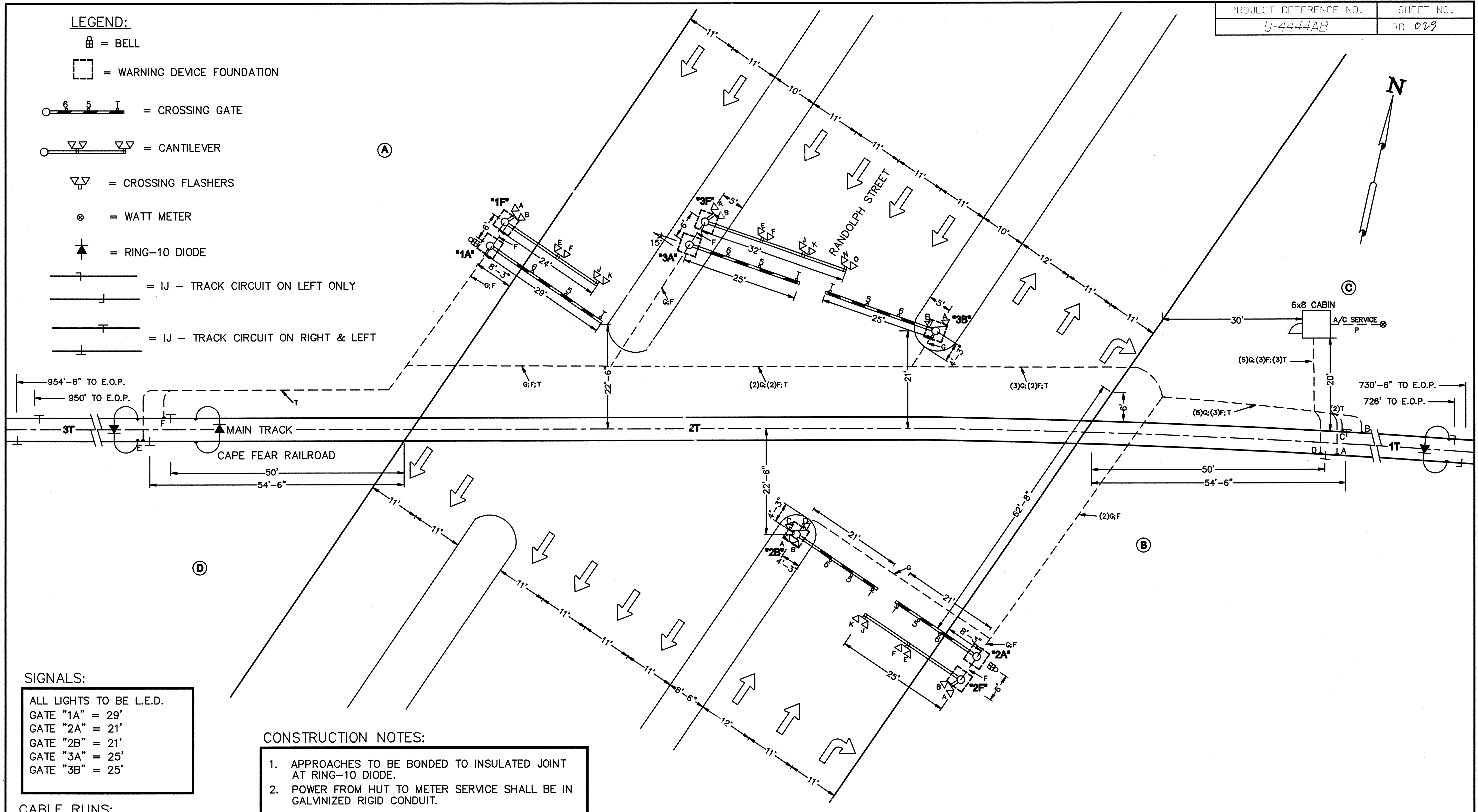
RANDOLPH STREET AND CAPE FEAR RAILROAD TRACK		 RAIL DIVISION
DIVISION: 6	CUMBERLAND COUNTY	NEAR FORT BRAGG
SCALE: 1" = 20'	RAIL DIVISION ENGINEERING & SAFETY BRANCH	REVISIONS
DATE: 4.27.12	862 CAPITAL BLVD. RALEIGH, NC 27603	6.14.12
PREPARED BY: LW		CADD NO.
REVIEWED BY: MBT		CROSSING NO. 930 759N
APPROVED BY:		

SHEET NO.	DESCRIPTION
0	INDEX
1	SITE LAYOUT
2	LINE PLAN
3	LOAD CENTER WIRING
4	CABLE TERMINATION PANEL "A2"
5	CABLE TERMINATION PANEL "A5"
6	CXP-3 CIRCUITRY PANEL "A4"
7	SEAR II EVENT RECORDER
8	GROUND FAULT DETECTOR CIRCUITS
9	CROSSING CONTROLLER PANEL "A3"
10	"1A" "S-60" GATE MECHANISM
11	"3A" "S-60" GATE MECHANISM
12	"3B" "S-60" GATE MECHANISM
13	CROSSING CONTROLLER PANEL "A6"
14	"2A" "S-60" GATE MECHANISM
15	"2B" "S-60" GATE MECHANISM
16	"1F", "3F" & "2F" CANTILEVER LIGHTING CIRCUITS
17	BACKBOARD DETAIL 1A & 1B
18	REAR BACKBOARD DETAIL 1A & 1B
19	FARADAY SHIELD DETAIL 1A & 1B
20	BACKBOARD DETAIL 1C
21	REAR BACKBOARD DETAIL 1C
22	FARADAY SHIELD DETAIL 1C
23	6'X8' HOUSE - (SIDE C - RACK PLACEMENT)
24	6'X8' HOUSE - (SIDE "A")
25	6'X8' HOUSE - (SIDE "B" & TOP VIEW)

				ORIGINAL DATE 06-05-12	
		DRAFTSMAN	AECOM	LOCATION RANDOLPH ST. near FORT BRAGG, NC CAPE FEAR RAILROAD	
		DESIGNER	AECOM		
CHECKER	AECOM				
NC Firm License No.: F-0342 701 Corporate Center Drive Suite 475 Raleigh, NC 27607 Phone: 919-854-6200		TITLE INDEX			
REVISION		SUB	NCDOT	RRMP	DOT NO. 930 759N
		CTC NO.	SCALE N.T.S.	SHEET	0 OF 25

LEGEND:

-  = BELL
-  = WARNING DEVICE FOUNDATION
-  = CROSSING GATE
-  = CANTILEVER
-  = CROSSING FLASHERS
-  = WATT METER
-  = RING-10 DIODE
-  = IJ - TRACK CIRCUIT ON LEFT ONLY
-  = IJ - TRACK CIRCUIT ON RIGHT & LEFT



SIGNALS:

- ALL LIGHTS TO BE L.E.D.
 GATE "1A" = 29'
 GATE "2A" = 21'
 GATE "2B" = 21'
 GATE "3A" = 25'
 GATE "3B" = 25'

CONSTRUCTION NOTES:

1. APPROACHES TO BE BONDED TO INSULATED JOINT AT RING-10 DIODE.
2. POWER FROM HUT TO METER SERVICE SHALL BE IN GALVANIZED RIGID CONDUIT.

CABLE RUNS:


- G = 7#6/12C#14 ARMORED CABLE
- P = 3C#2 ARMORED CABLE W/#6 GROUND
- T = 2C#6 TWISTED TRACK WIRE
- F = 7C#6 ARMORED CABLE

NOTES:

THIS SITE LAYOUT DRAWING IS BASED ON PLANMETRIC DATED 4/27/12 BY NCDOT.

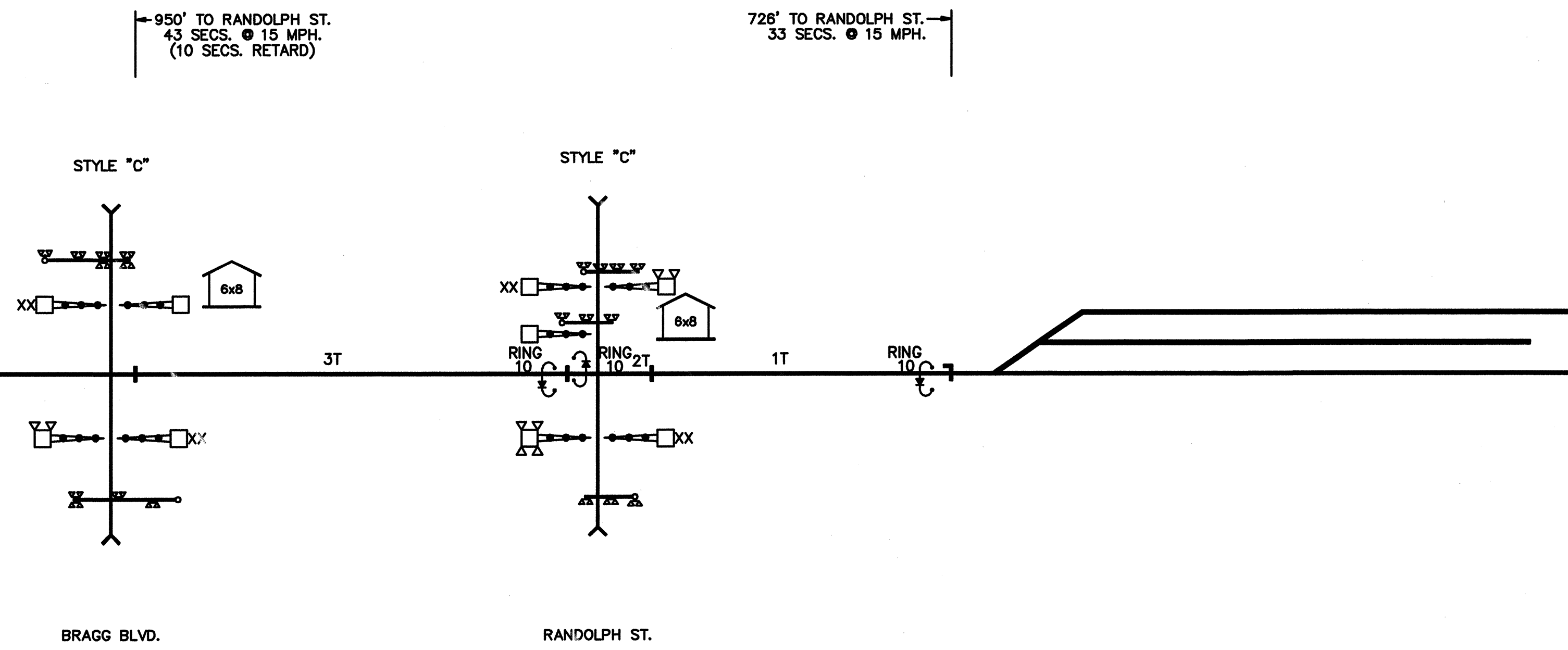
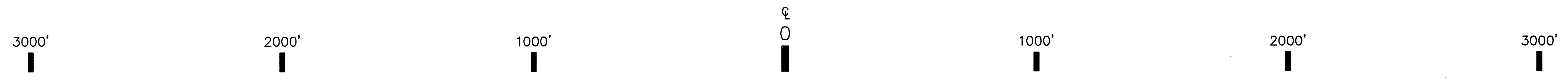
SCOPE OF WORK:

- INSTALL FLASHING LIGHTS, CANTILEVERS, GATES, AND 6X8 BUNGALOW.
 INSTALLATION TO INCLUDE:
 -NEW CABLE, BATTERIES, POWER SERVICE, AND RING-10 DIODE, INSULATED JOINTS & TRACK BONDING.
 -NEW STOP BAR (AFTER GATE INSTALLATION).
 -PAINTING RAILROAD CROSSING PAVING MARKINGS
 -RAILROAD ADVANCE WARNING SIGNS (W10-1)



AECOM
 NC Firm License No.: F-0342
 701 Corporate Center Drive
 Suite 475 Raleigh, NC 27607
 Phone: 919-854-6200

ORIGINAL DATE	06-05-12	
DRAFTSMAN	AECOM	
DESIGNER	AECOM	
CHECKER	AECOM	
REVISION		
LOCATION RANDOLPH ST. near FORT BRAGG, NC CAPE FEAR RAILROAD		
TITLE SITE LAYOUT		
SUB	RRMP	DOT NO.
NCDOT		930 759N
CTC NO.	SCALE 1"=20'	SHEET 1 OF 25



RANDOLPH ST.

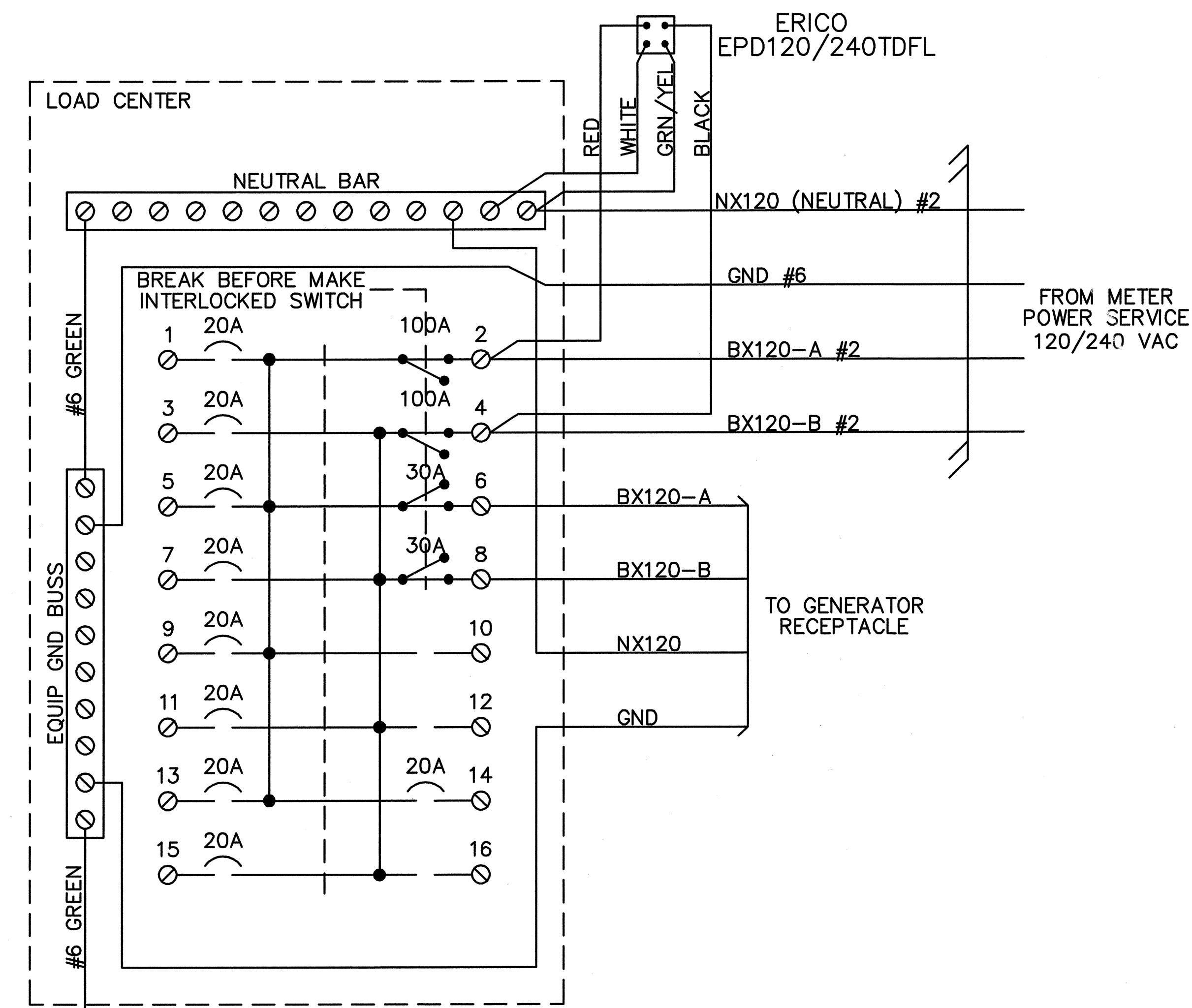
MINIMUM WARNING TIME	
MINIMUM	20 SEC.
CLEARANCE	3 SEC.
MWT	23 SEC.

TOTAL WARNING TIME	
MIN. WARNING	23 SEC.
BUFFER	5 SEC.
TWT	28 SEC.

TOTAL APPROACH TIME	
TOTAL WARNING	28 SEC.
EQUIP. RESPONSE	5 SEC.
ADV. PREMPTION	N/A
TAT	33 SEC.

* BASED ON TRAIN SPEED OF 15 M.P.H.

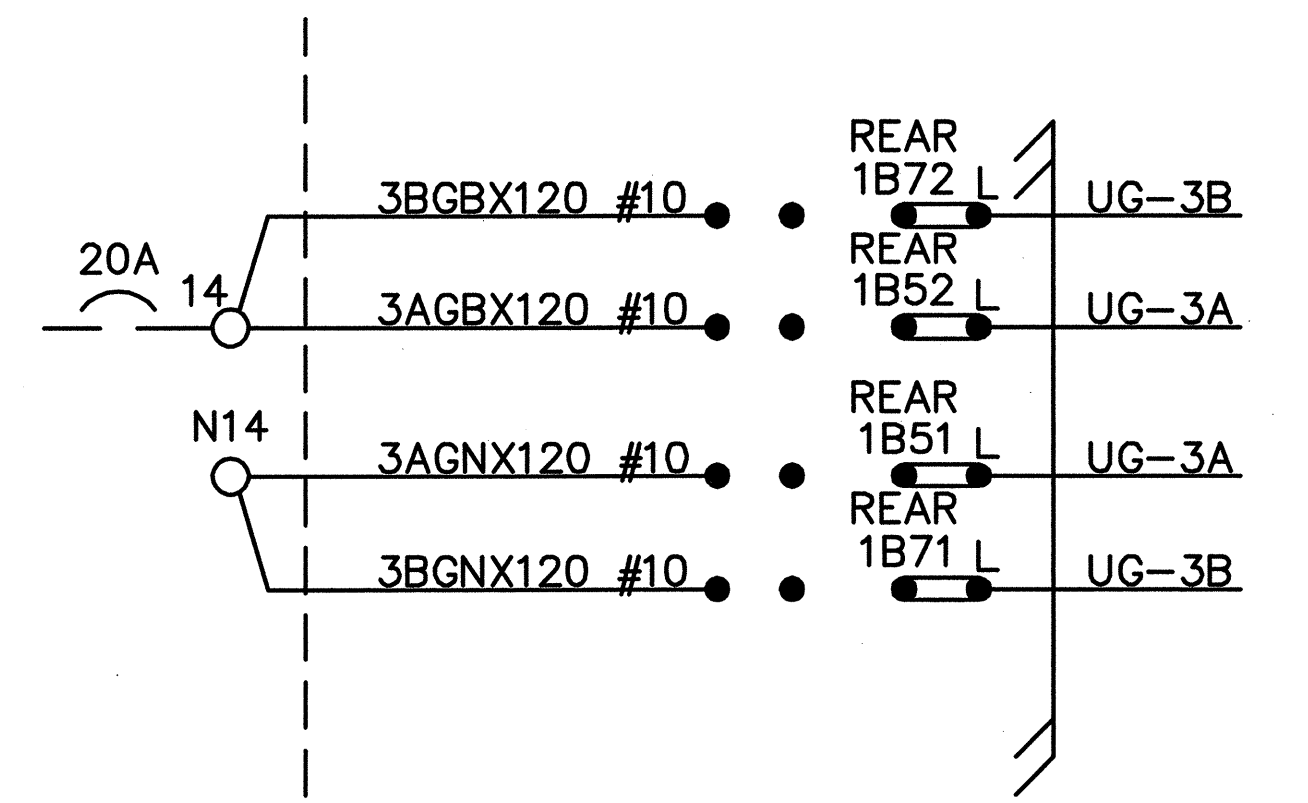
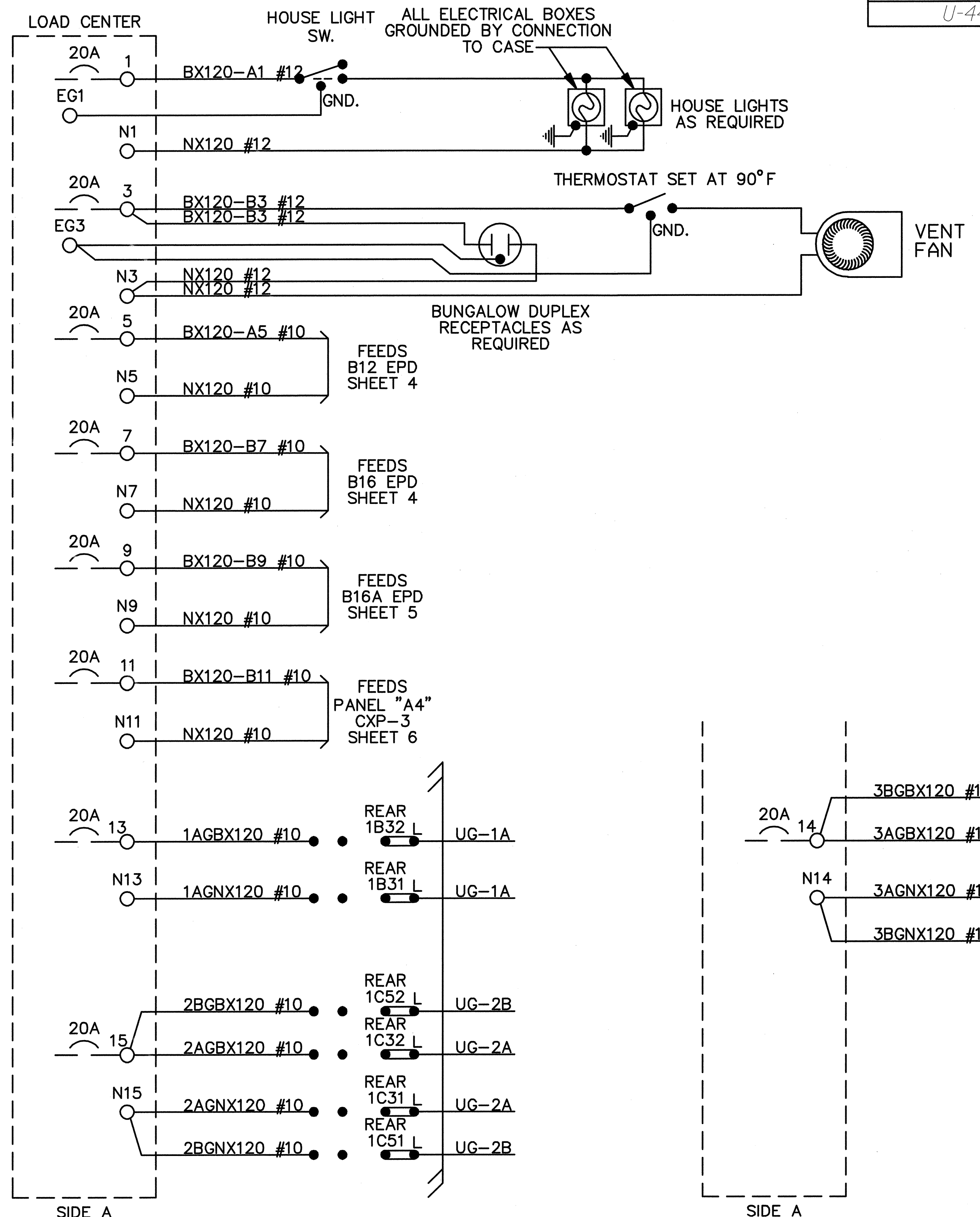
	<p>NC Firm License No.: F-0342 701 Corporate Center Drive Suite 475 Raleigh, NC 27607 Phone: 919-854-6200</p>	ORIGINAL DATE	06-05-12	
		DRAFTSMAN	AECOM	
		DESIGNER	AECOM	
		CHECKER	AECOM	
		LOCATION	RANDOLPH ST. near FORT BRAGG, NC CAPE FEAR RAILROAD	
		TITLE	LINE PLAN	
REVISION		SUB	NCDOT	DOT NO. 930 759N
		SCALE	1"=400'	SHEET 2 OF 25



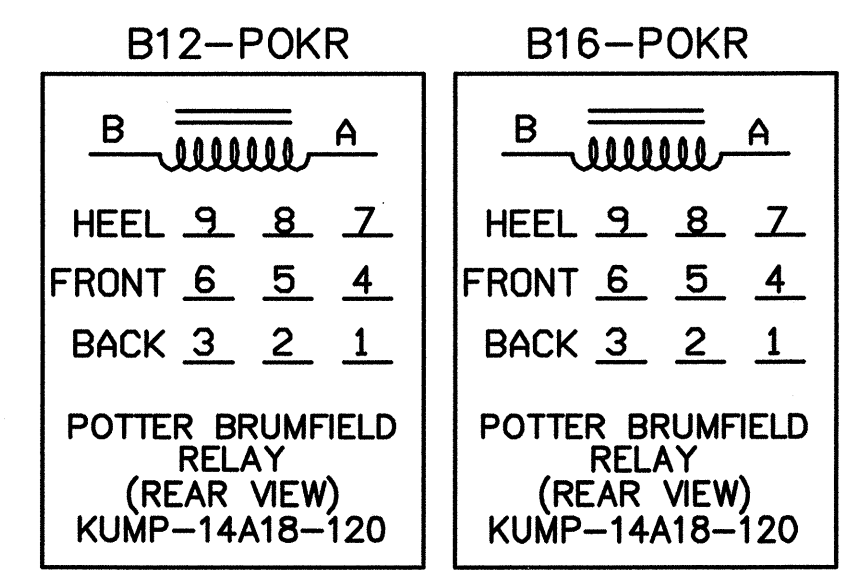
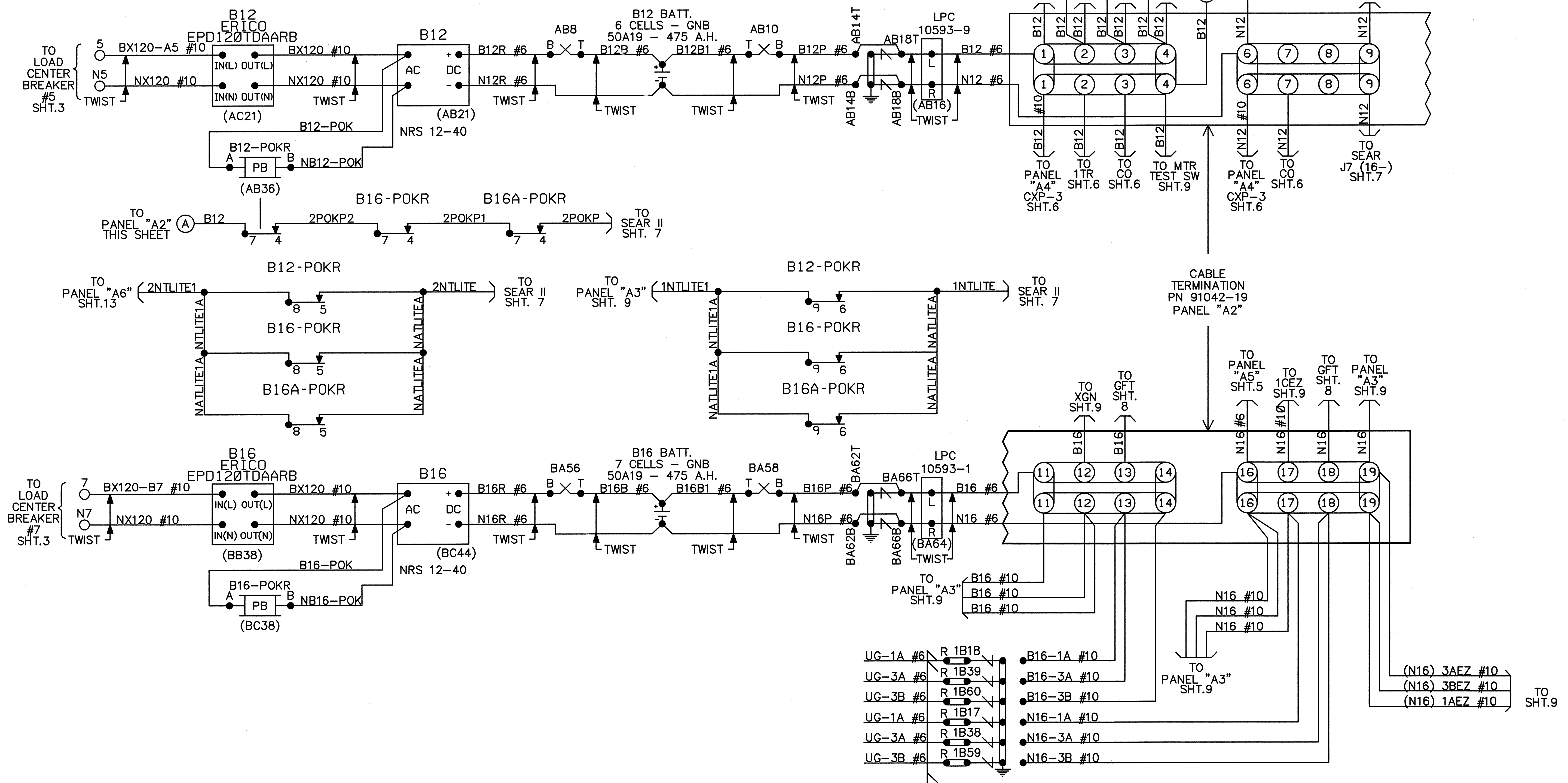
NOTE: ALL AC WIRING SHALL BE IN ELECTRICAL METALLIC TUBING (EMT) WITH NO EXPOSED TERMINALS. ALL AC 120V AND 240V EQUIPMENT IS TO BE PROPERLY GROUNDED.

- SQUARE "D" PART NUMBERS:
 LOAD CENTER—Q0116L125G
 10A 1P CIR BKR—Q0110
 20A 1P CIR BKR—Q0120
 30A 1P CIR BKR—Q0130
 30A 2P CIR BKR—Q0230
 60A 2P CIR BKR—Q0260
 100A 2P CIR BKR—Q02100
 MECH INTERLOCK—PK4DTIM4LA


GENERATOR RECEPTACLE:
 MALE CONNECTOR — NEMA L1430-FI



	<p>NC Firm License No.: F-0342 701 Corporate Center Drive Suite 475 Raleigh, NC 27607 Phone: 919-854-6200</p>	ORIGINAL DATE: 06-05-12	LOCATION: RANDOLPH ST. near FORT BRAGG, NC CAPE FEAR RAILROAD		
		DRAFTSMAN: AECOM	TITLE: LOAD CENTER WIRING		
		DESIGNER: AECOM	SUB: NCDOT	RRMP:	DOT NO.: 930 759N
		CHECKER: AECOM	CTC NO.:	SCALE: N.T.S.	SHEET: 3 OF 25

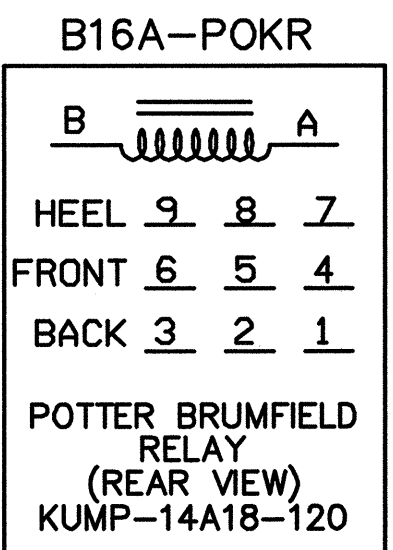
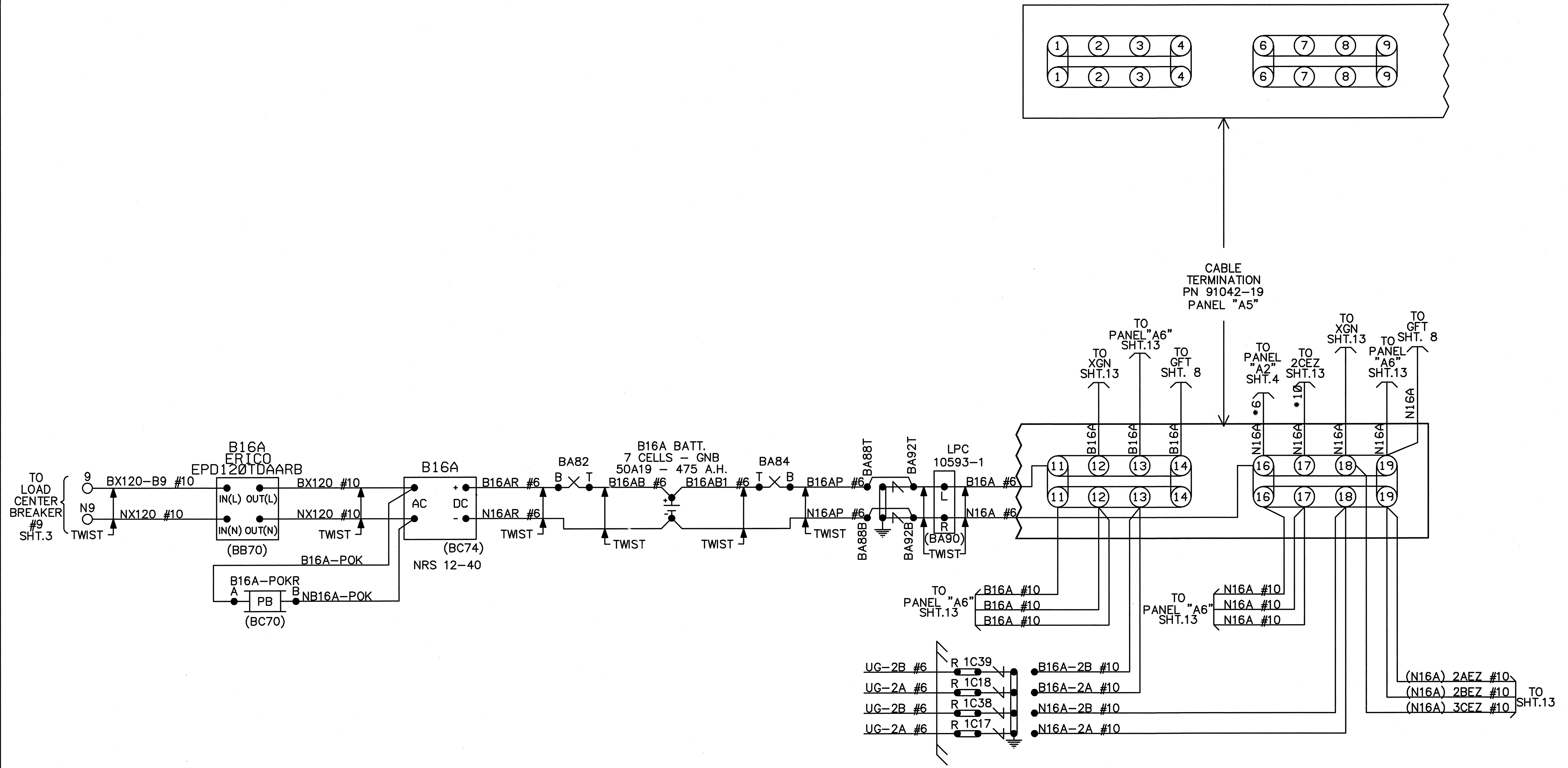


NOTES:
 ALL WIRING TO BE #16AWG UNLESS NOTED OTHERWISE.




AECOM
 NC Firm License No.: F-0342
 701 Corporate Center Drive
 Suite 475 Raleigh, NC 27607
 Phone: 919-854-6200

ORIGINAL DATE	06-05-12	LOCATION		RANDOLPH ST. near FORT BRAGG, NC CAPE FEAR RAILROAD	
DRAFTSMAN	AECOM	TITLE		CABLE TERMINATION PANEL "A2"	
DESIGNER	AECOM	SUB	RRMP	DOT NO. 930 759N	
CHECKER	AECOM	CTC NO.	SCALE	SHEET 4 of 25	
REVISION			N.T.S.		

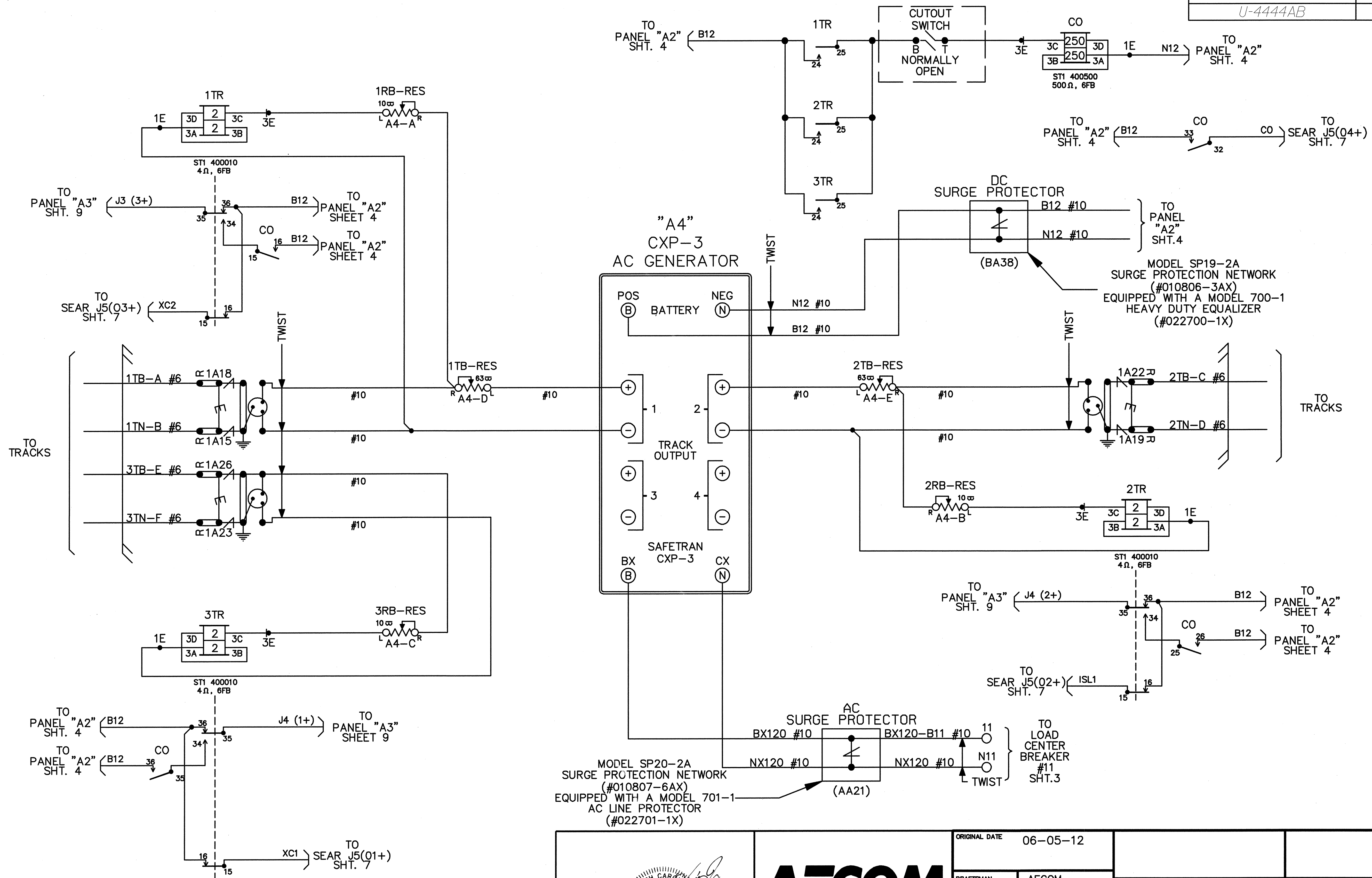


NOTES:
ALL WIRING TO BE #16AWG
UNLESS NOTED OTHERWISE.



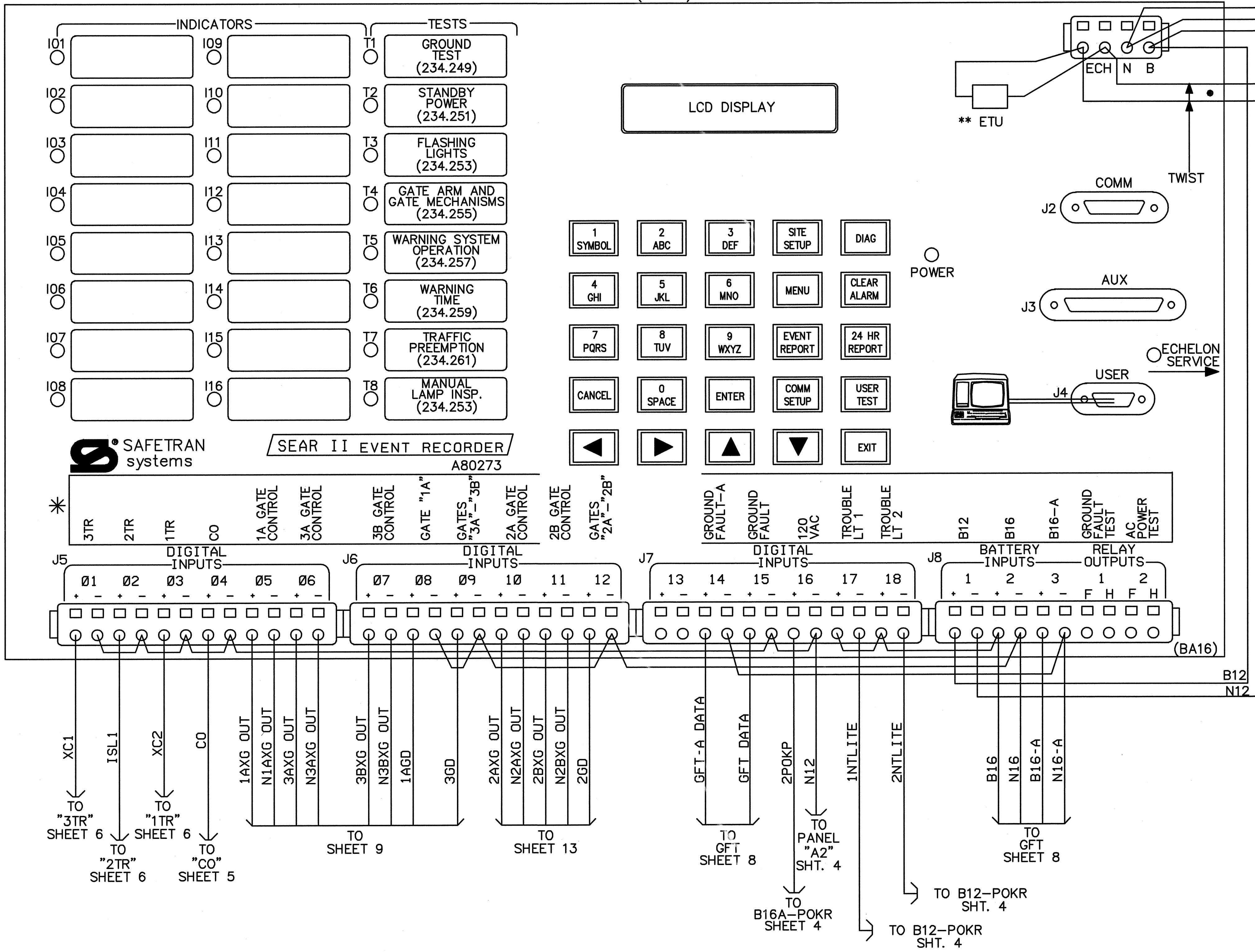
AECOM
NC Firm License No.: F-0342
701 Corporate Center Drive
Suite 475 Raleigh, NC 27607
Phone: 919-854-6200

ORIGINAL DATE	06-05-12	LOCATION		RANDOLPH ST. near FORT BRAGG, NC CAPE FEAR RAILROAD	
DRAFTSMAN	AECOM	TITLE		CABLE TERMINATION PANEL "A5"	
DESIGNER	AECOM	SUB	RRMP	DOT NO.	930 759N
CHECKER	AECOM	SCALE	N.T.S.	SHEET	5 OF 25
REVISION		CTC NO.			



	<p>NC Firm License No.: F-0342 701 Corporate Center Drive Suite 475 Raleigh, NC 27607 Phone: 919-854-6200</p>	ORIGINAL DATE 06-05-12	LOCATION RANDOLPH ST. near FORT BRAGG, NC CAPE FEAR RAILROAD	
		DRAFTSMAN AECOM	TITLE CXP-3 CIRCUITRY PANEL "A4"	
		DESIGNER AECOM		
		CHECKER AECOM		
REVISION		SUB NCDOT	RRMP	DOT NO. 930 759N
		CTC NO.	SCALE N.T.S.	SHEET 6 OF 25

(BA-16)




NOTES:
 ● = ECHELON CONNECTIONS NOT TO EXCEED 53' IN LENGTH AND TOTAL LENGTH NOT TO EXCEED 430' WITH A MAXIMUM OF 8 NODES. RECOMMEND USE BELDEN WIRE CABLE #8461 OR EQUIVALENT.
 ** = ETU PART NUMBER 8000-80078-001

* I/O CONFIG NOT MARKED ON PANEL



SEAR II EVENT RECORDER
A80273

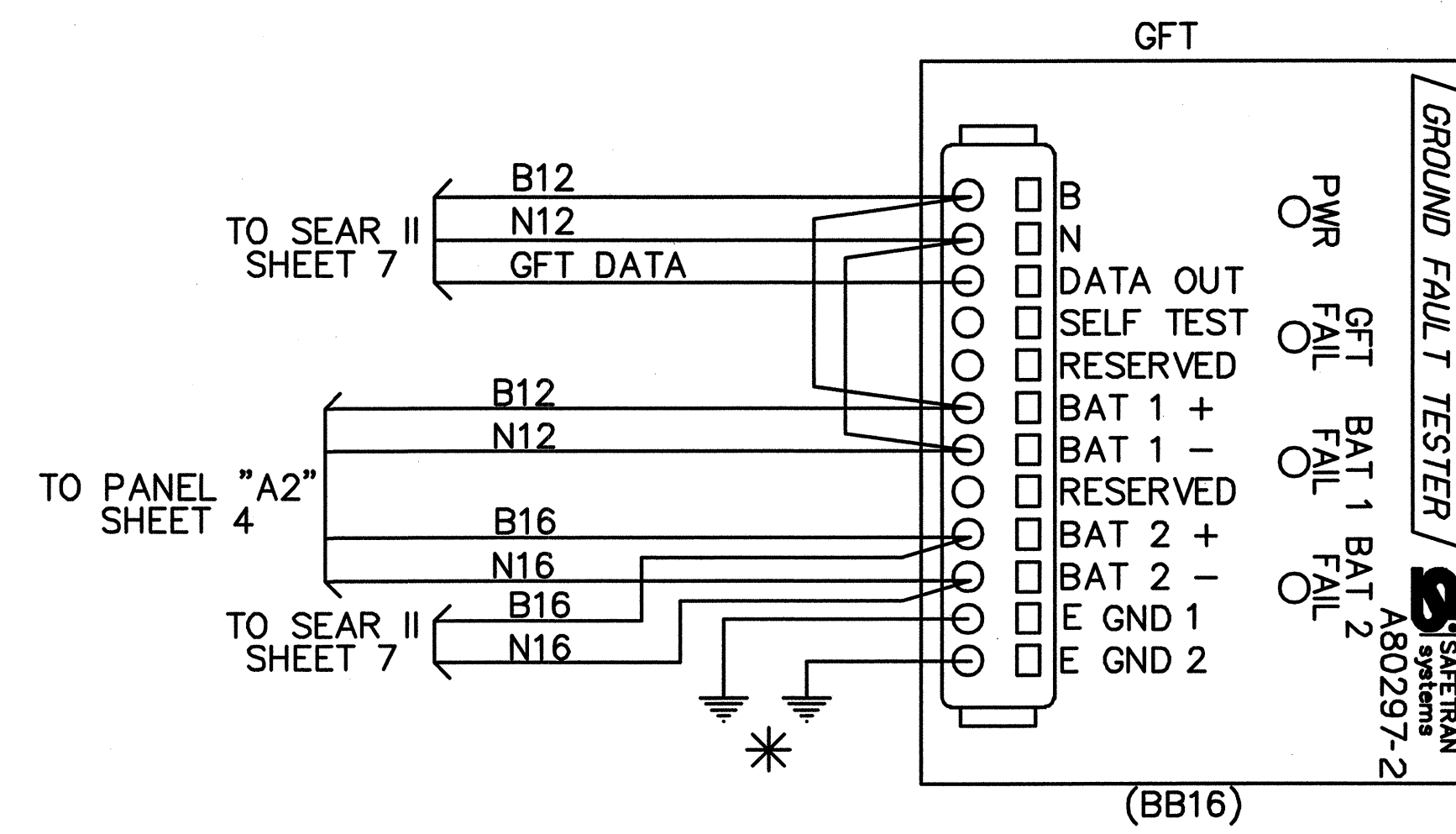
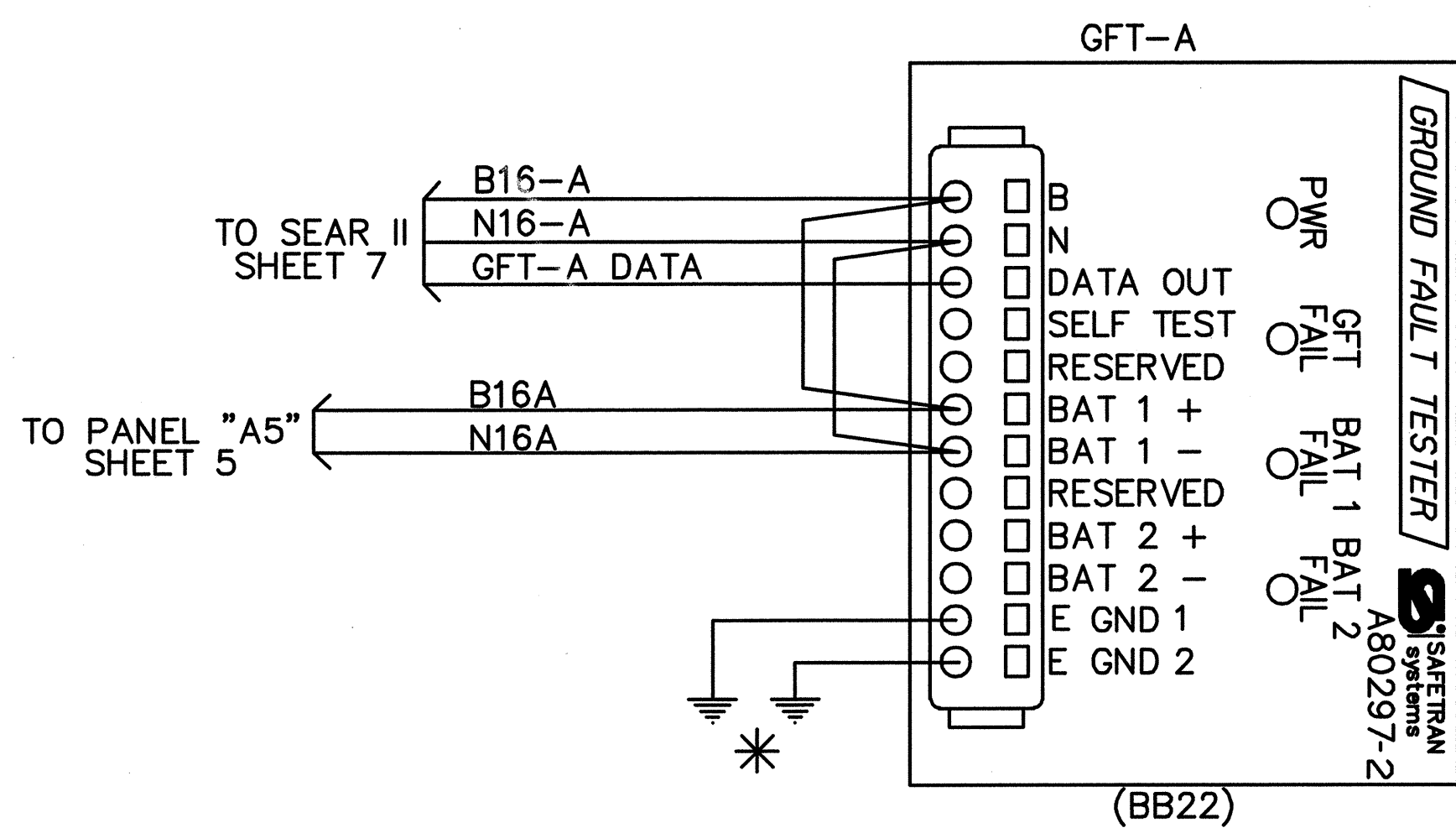


AECOM
 NC Firm License No.: F-0342
 701 Corporate Center Drive
 Suite 475 Raleigh, NC 27607
 Phone: 919-854-6200

ORIGINAL DATE	06-05-12	
DRAFTSMAN	AECOM	
DESIGNER	AECOM	
CHECKER	AECOM	
REVISION		
LOCATION RANDOLPH ST. near FORT BRAGG, NC CAPE FEAR RAILROAD		
TITLE SEAR II EVENT RECORDER		
SUB NCDOT	RRMP	DOT NO. 930 759N
CTC NO.	SCALE N.T.S.	SHEET 7 OF 25

SITE SET UP PROCEDURE	
FUNCTION	LED DISPLAY
DATE	____-____-____
TIME	__: __
DAYLIGHT SAVINGS TIME	YES
TIME ZONE	EST
SITE NAME	_____
DOT NUMBER	____
MILEPOST	____
TESTER TYPE	CROSSING
DATE FORMAT	MM-DD-YYYY
TEMP FORMAT	FAHRENHEIT
SITE TYPE	NO COMMUNICATION
SITE ATCS	7620100100.03.01
SSCC ATCS ADDRESS	7621000100.04

VERIFY NUMBER OF BULBS	
CURR 1: LAMP SET UP	? BULBS
CURR 2: LAMP SET UP	? BULBS



VERIFY THE BATTERY SUPPLY VOLTAGES	
B12 BATTERY VOLTAGE AT INPUT DC1	VOLT 1: ___
B16 BATTERY VOLTAGE AT INPUT DC2	VOLT 2: ___
B16A BATTERY VOLTAGE AT INPUT DC2	VOLT 2: ___

NOTES:
ALL WIRING TO BE #16AWG
UNLESS NOTED OTHERWISE

* - CONNECT 'E GND 1' AND 'E GND 2'
TO INDEPENDENT GROUND POINTS
ON SIDE A AND SIDE B.

	<p>NC Firm License No.: F-0342 701 Corporate Center Drive Suite 475 Raleigh, NC 27607 Phone: 919-854-6200</p>	ORIGINAL DATE 06-05-12	LOCATION RANDOLPH ST. near FORT BRAGG, NC CAPE FEAR RAILROAD	
		DRAFTSMAN AECOM		TITLE GROUND FAULT DETECTOR CIRCUITS
		DESIGNER AECOM		
		CHECKER AECOM		
REVISION	SUB NCDOT	RRMP	DOT NO. 930 759N	
CTC NO.		SCALE N.T.S.	SHEET 8 OF 25	

BEFORE YOU START TO PROGRAM THE SSCCIIIplus, YOU MUST GO TO THE CONFIGURE MENU AND SELECT THE FOLLOWING MCF:
2TRKDSTKX. ***
 YOU MUST THEN VERIFY THE CRC:

 YOU MUST THEN ENTER THE MCF ID CODE NUMBER:

 YOU ARE NOW READY TO START PROGRAMMING THE SSCCIIIplus.

CONFIGURE		
MCF	2TRKDSTKX. ***	
CRC	***	
MCF ID	***	
LOS TIMERS	1: 5 SEC.	
	2: 5 SEC.	
	3: 5 SEC.	
	4: N/A	
	5: 0 SECS	
	6: N/A	
TTER TIMER	1: 10 SECS.	
	3: 0 SECS.	
	4: N/A	
	6: N/A	
	ATCS ADDRESS	762XXXXXXXXX
	LOW BATTERY	DISABLED
AUX I/O	FLASH SYNC OUT	
DETECT LAMP NEUTRAL	DISABLED	
SET TO DEFAULT	SKIP	


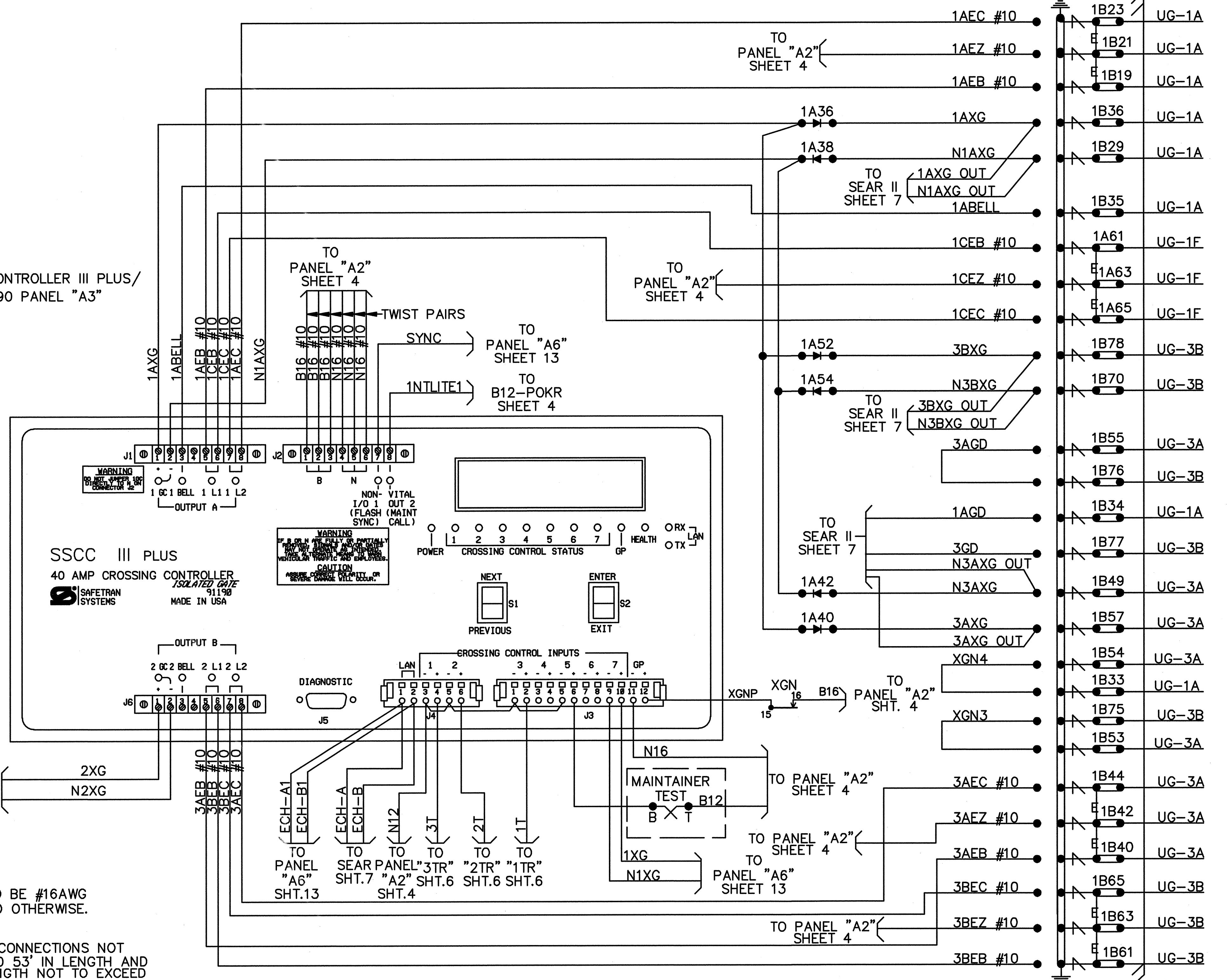
PROGRAM	
FLASHER RATE:	55 FPM
GATES USED:	YES
1 GC DELAY	4 SEC.
2 GC DELAY	0 SEC.
BELL-ON GATE RISING	ON
2GC/17 MODE	PRE-EMPT SIM
MIN ACTIVATION TIME	20 SEC.
ENABLE INPUTS	4,6 DISABLED
INPUT 1	ENABLE
INPUT 2	ENABLE
INPUT 3	ENABLE
INPUT 4	DISABLE
INPUT 5	ENABLE
INPUT 6	DISABLE
INPUT 7	PRE-EMPT-HLTH
PRG TEST SW ACTIVATE	N/A
PRG STICK RELEASE TIME	5 MIN.
PRG ENABLED OUTPUTS: A&B	A AND B
TIME	
DATE	
DAYLIGHT SAVINGS	ON
PASSWORD	DISABLED
SET TO DEFAULT	SKIP

TEST CONFIGURE	
LAMP TEST CANCEL TIMER	5 MIN.
LAMP TEST DELAY TIMER	30 SEC.
LAMP TEST ON TIMER	15 SEC.

SETUP LAMP VOLTAGE	
SETUP OUTPUT 1L1 XX.X VOLTS	
SETUP OUTPUT 1L2 XX.X VOLTS	

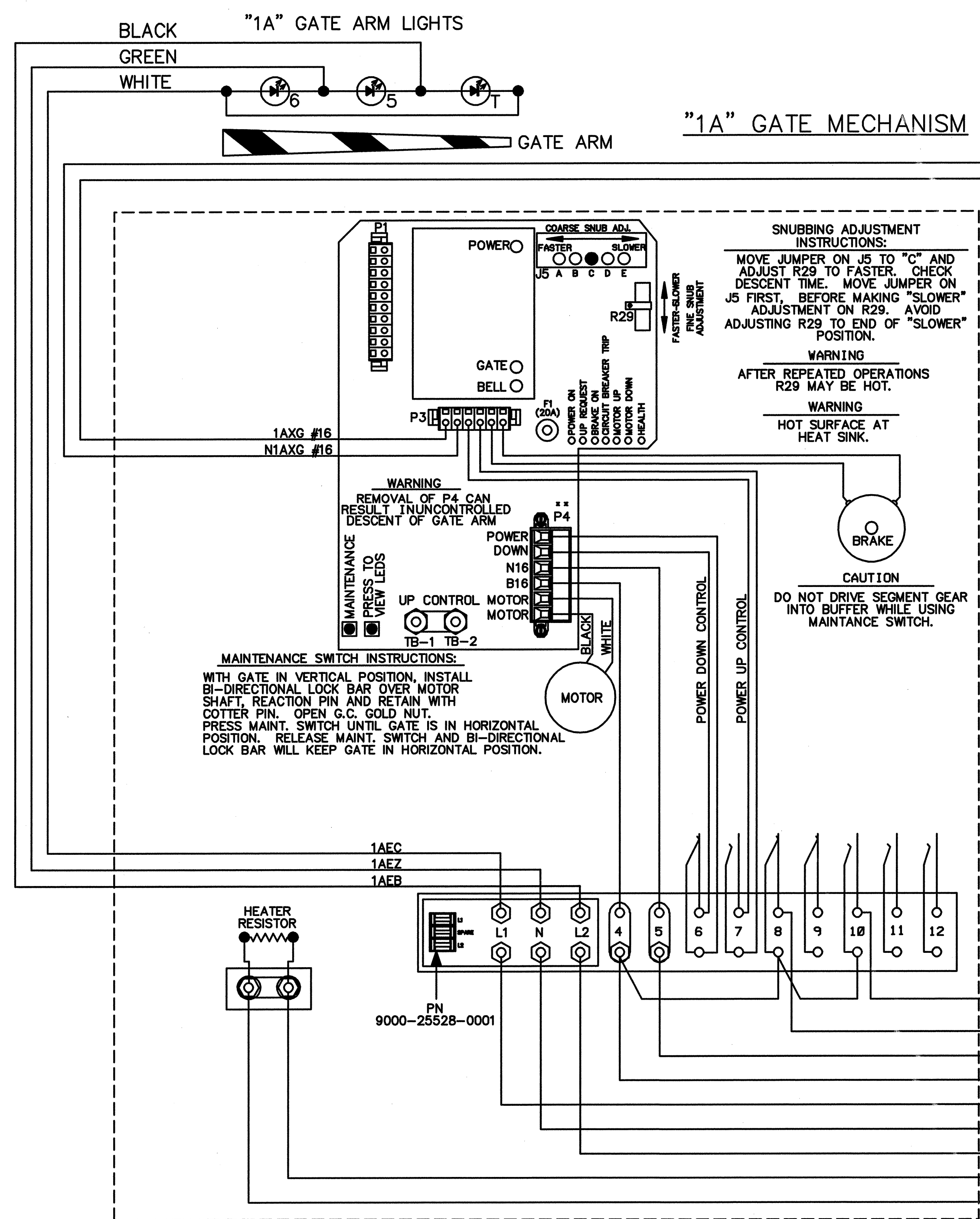
CROSSING CONTROLLER III PLUS/
 40 AMP 91190 PANEL "A3"

- NOTES:
- ALL WIRING TO BE #16AWG UNLESS NOTED OTHERWISE.
 - = ECHELON CONNECTIONS NOT TO EXCEED 53' IN LENGTH AND TOTAL LENGTH NOT TO EXCEED 430' WITH A MAXIMUM OF 8 NODES, RECOMMEND USE BELDEN WIRE CABLE #8461 OR EQUIVALENT.
 - ▶ = DIODE SAFETRAN
 - * * = RESISTORS TO BE INSTALLED TO LAMPS WITH SHORTEST CABLE RUN
 - * * * = CONTRACTOR TO VERIFY LATEST SOFTWARE VERSION, CRC AND MCF ID CODE NUMBER.



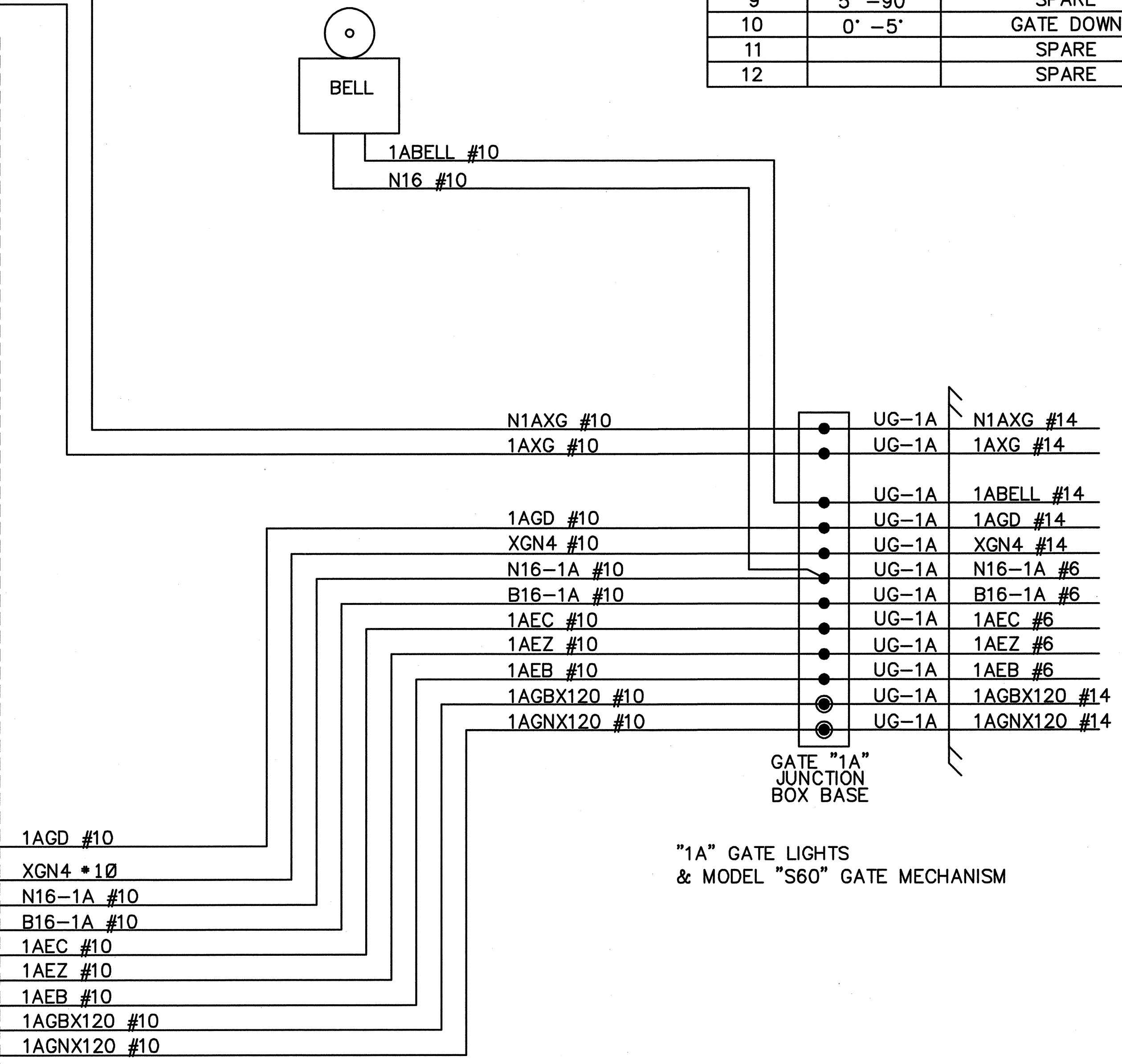
AECOM
 NC Firm License No.: F-0342
 701 Corporate Center Drive
 Suite 475 Raleigh, NC 27607
 Phone: 919-854-6200

ORIGINAL DATE	06-05-12	LOCATION	RANDOLPH ST. near FORT BRAGG, NC CAPE FEAR RAILROAD		
DRAFTSMAN	AECOM		TITLE	CROSSING CONTROLLER PANEL "A3"	
DESIGNER	AECOM			SUB	NCDOT
CHECKER	AECOM	RRMP		DOT NO.	930 759N
REVISION		SCALE	N.T.S.	SHEET	9 OF 25

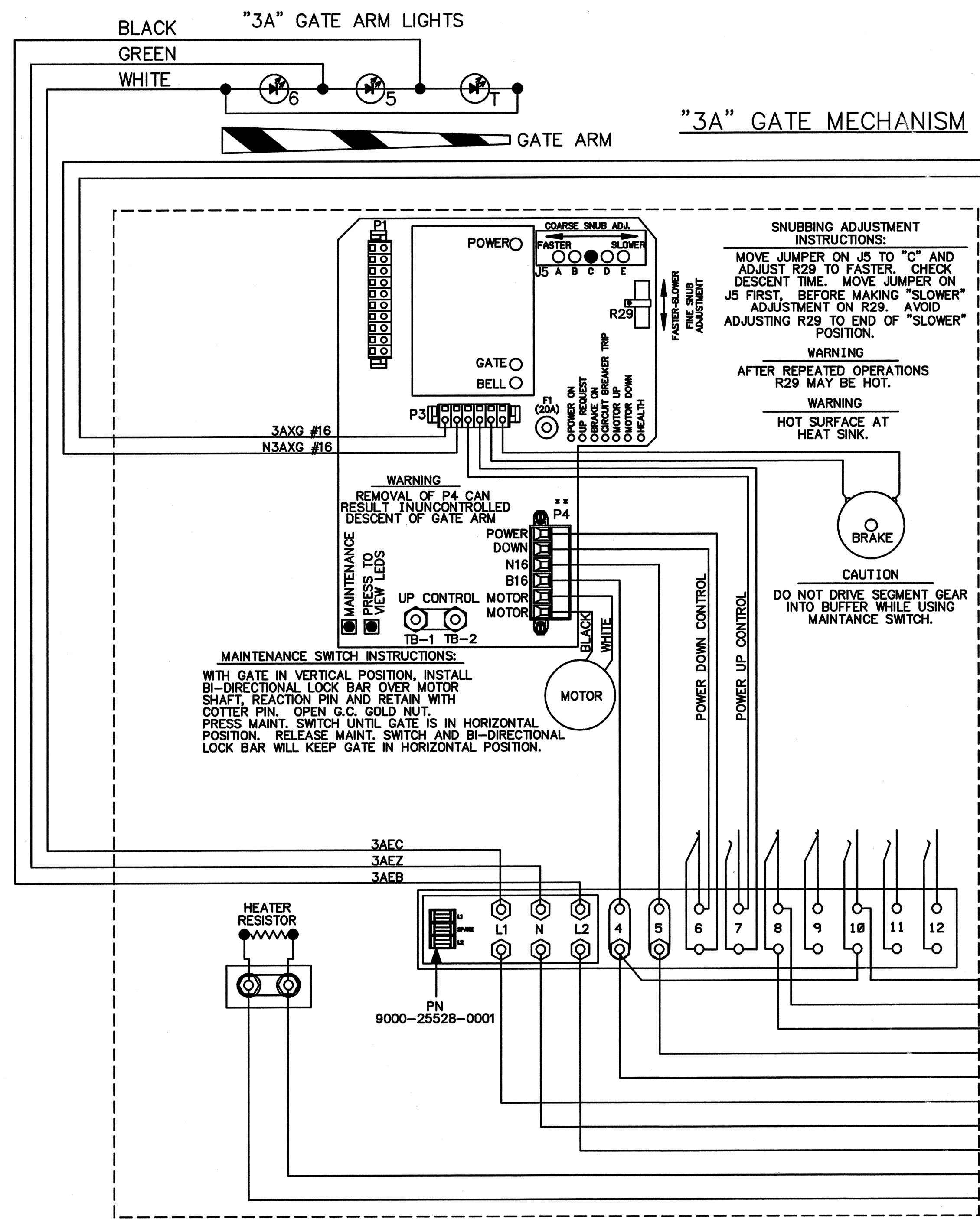


SAFETRAN MODEL "S60" GATE

CONTACT SPACE	CONTACT CLOSED AT	FUNCTION OF CONTACT
6	70' -90'	POWER DOWN CONTROL
7	0' -89'	POWER UP CONTROL
8	83' -90'	FLASHING LGT. CONTROL
9	5' -90'	SPARE
10	0' -5'	GATE DOWN
11		SPARE
12		SPARE


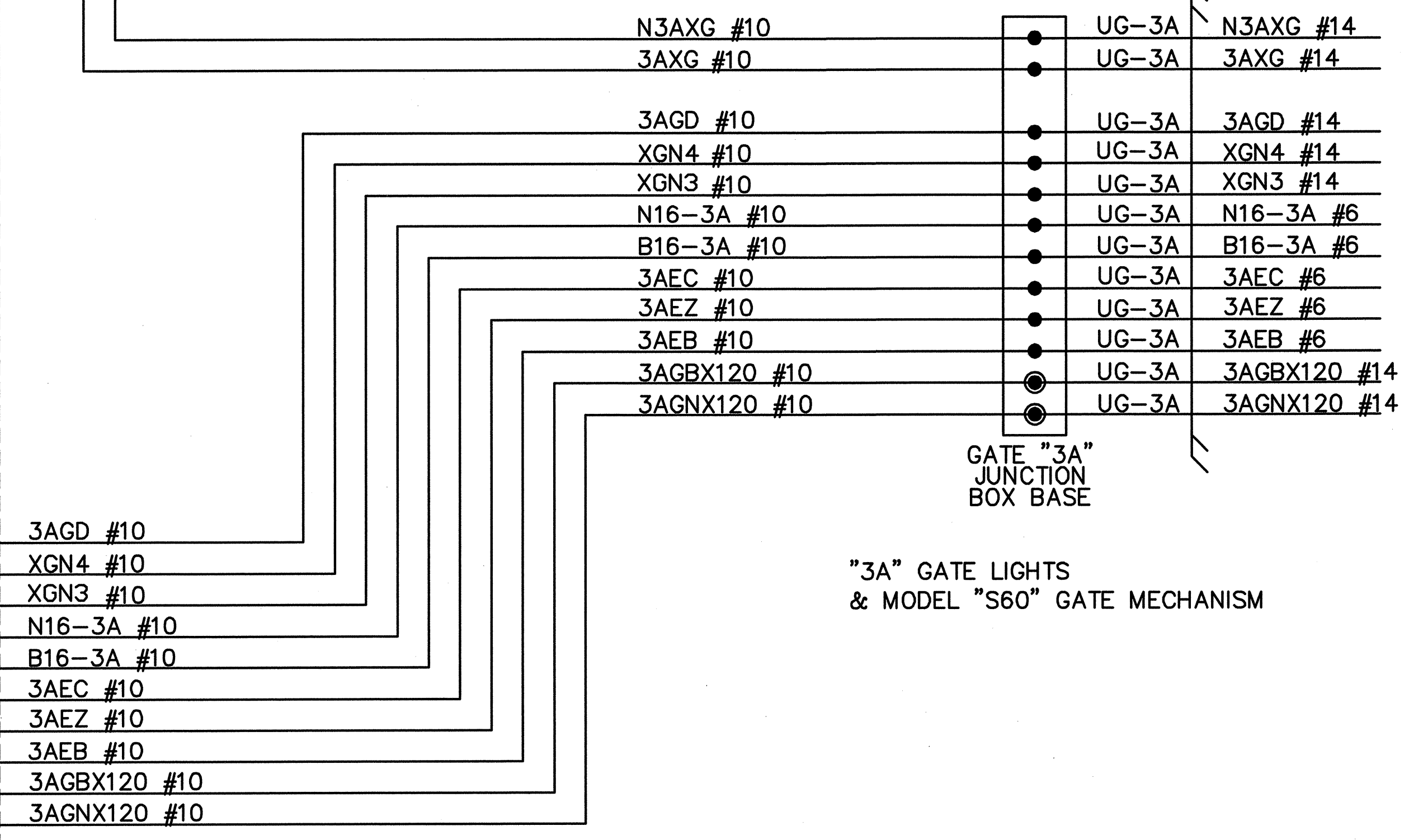


	<p>NC Firm License No.: F-0342 701 Corporate Center Drive Suite 475 Raleigh, NC 27607 Phone: 919-854-6200</p>	ORIGINAL DATE 06-05-12	LOCATION RANDOLPH ST. near FORT BRAGG, NC CAPE FEAR RAILROAD	
		DRAFTSMAN AECOM	TITLE "1A" "S-60" GATE MECHANISM	
		DESIGNER AECOM	REVISION	SUB NCDOT
CHECKER AECOM		CTC NO.	SCALE	SHEET 10 OF 25




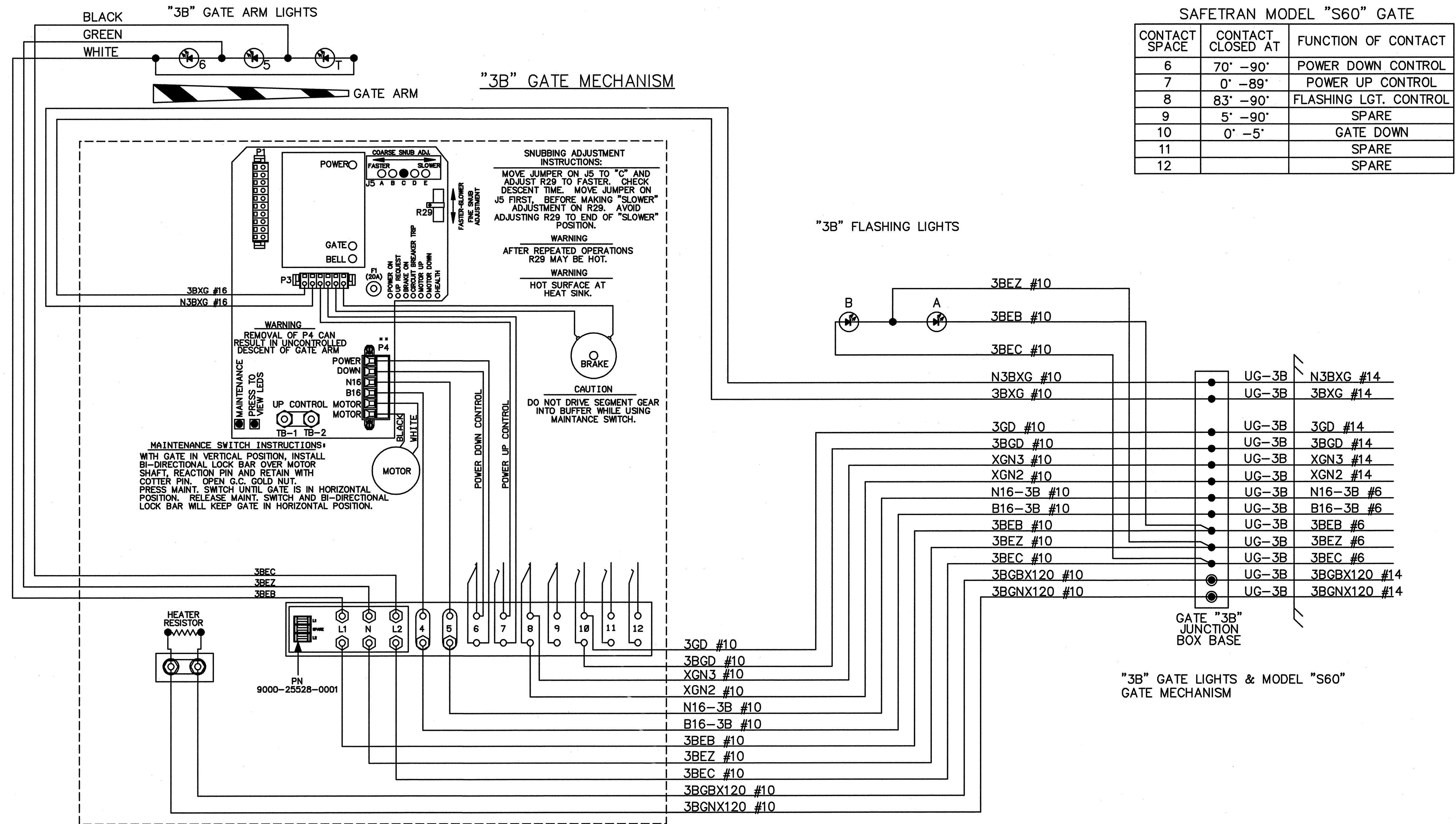
SAFETRAN MODEL "S60" GATE

CONTACT SPACE	CONTACT CLOSED AT	FUNCTION OF CONTACT
6	70' -90'	POWER DOWN CONTROL
7	0' -89'	POWER UP CONTROL
8	83' -90'	FLASHING LGT. CONTROL
9	5' -90'	SPARE
10	0' -5'	GATE DOWN
11		SPARE
12		SPARE



AECOM
 NC Firm License No.: F-0342
 701 Corporate Center Drive
 Suite 475 Raleigh, NC 27607
 Phone: 919-854-6200

ORIGINAL DATE	06-05-12	LOCATION		RANDOLPH ST. near FORT BRAGG, NC CAPE FEAR RAILROAD	
DRAFTSMAN	AECOM	TITLE		"3A" "S-60" GATE MECHANISM	
DESIGNER	AECOM	SUB	NCDOT	RRMP	DOT NO. 930 759N
CHECKER	AECOM	SCALE	N.T.S.	SHEET	11 OF 25
REVISION		CTC NO.			



AECOM
 NC Firm License No.: F-0342
 701 Corporate Center Drive
 Suite 475 Raleigh, NC 27607
 Phone: 919-854-6200

ORIGINAL DATE	06-05-12	LOCATION		RANDOLPH ST. near FORT BRAGG, NC CAPE FEAR RAILROAD	
DRAFTSMAN	AECOM	TITLE		"3B" "S-60" GATE MECHANISM	
DESIGNER	AECOM	SUB	RRMP	DOT NO.	930 759N
CHECKER	AECOM	CTC NO.	SCALE	N.T.S.	SHEET 12 OF 25

BEFORE YOU START TO PROGRAM THE SSCIIIplus, YOU MUST GO TO THE CONFIGURE MENU AND SELECT THE FOLLOWING MCF:
BASICPLS.H
 YOU MUST THEN VERIFY THE CRC:
731AF326
 YOU MUST THEN ENTER THE MCF ID CODE NUMBER:
087
 YOU ARE NOW READY TO START PROGRAMMING THE SSCIIIplus.

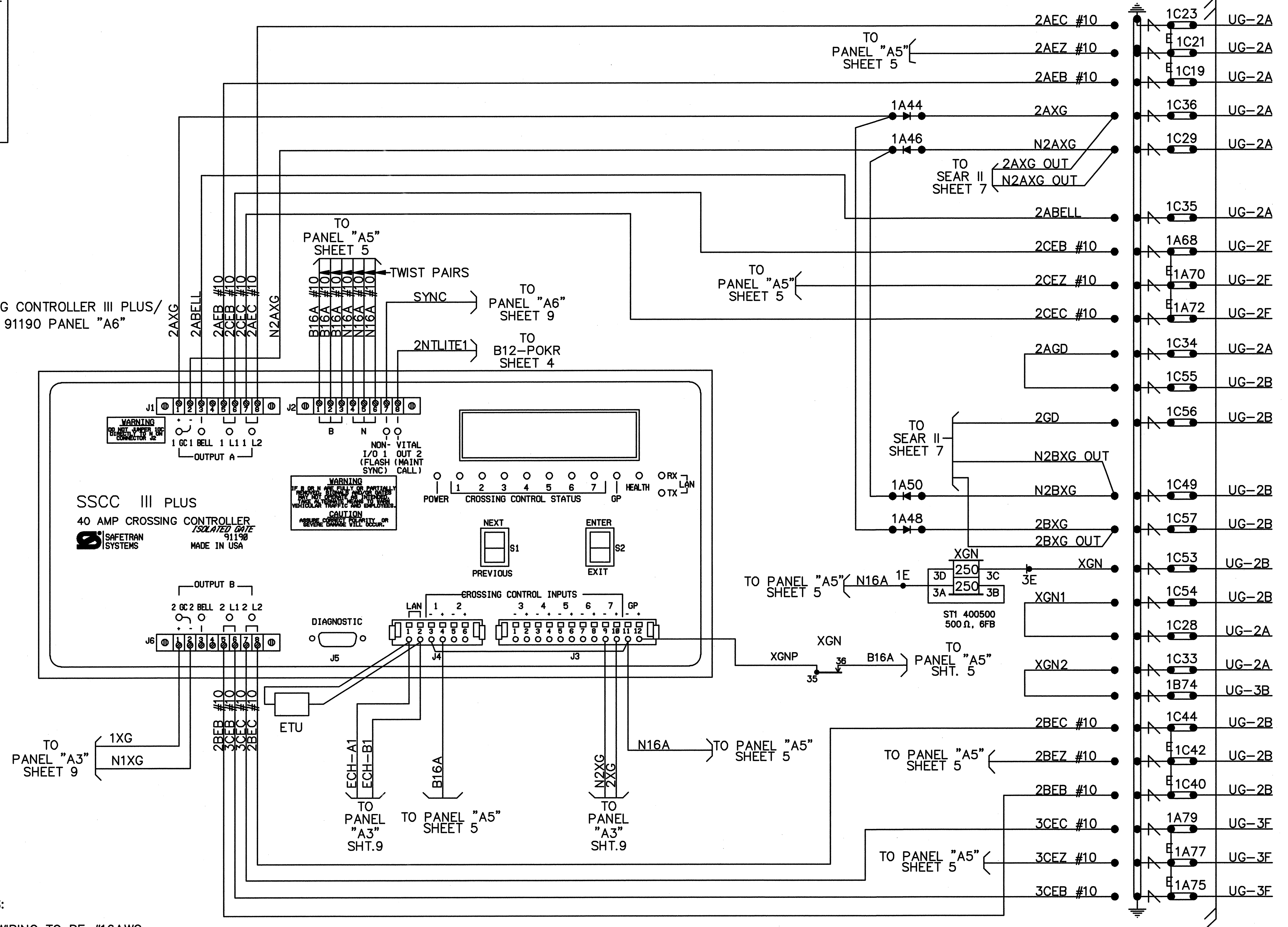
CONFIGURE	
MCF	BASICPLS.H
CRC	731AF326
MCF ID	087
LOS TIMERS	1: 0 SEC.
	2: N/A
	3: N/A
	4: N/A
	5: N/A
	6: N/A
	7: N/A
ATCS ADDRESS	762XXXXXXXXX
LOW BATTERY	DISABLED
AUX I/O	FLASH SYNC IN
DETECT LAMP NEUTRAL	DISABLED
SET TO DEFAULT	SKIP

PROGRAM	
FLASHER RATE:	55 FPM
GATES USED:	YES
1 GC DELAY	4 SEC.
2 GC DELAY	0 SEC.
BELL-ON GATE RISING	ON
2GC/17 MODE	PRE-EMPT SIM
MIN ACTIVATION TIME	20 SEC.
ENABLE INPUTS	2,3,4,5,6 DISABLE
INPUT 1	ENABLED
INPUT 2	DISABLED
INPUT 3	DISABLED
INPUT 4	DISABLED
INPUT 5	DISABLED
INPUT 6	DISABLED
INPUT 7	PRE-EMPT HLTH
PRG TEST SW ACTIVATE	N/A
PRG STICK RELEASE TIME	N/A
PRG ENABLED OUTPUTS: A&B	A AND B
TIME	
DATE	
DAYLIGHT SAVINGS	ON
PASSWORD	DISABLED
SET TO DEFAULT	SKIP


TEST CONFIGURE	
LAMP TEST CANCEL TIMER	5 MIN.
LAMP TEST DELAY TIMER	30 SEC.
LAMP TEST ON TIMER	15 SEC.

SETUP LAMP VOLTAGE	
SETUP OUTPUT 1L1 XX.X VOLTS	
SETUP OUTPUT 1L2 XX.X VOLTS	

CROSSING CONTROLLER III PLUS/
 40 AMP 91190 PANEL "A6"

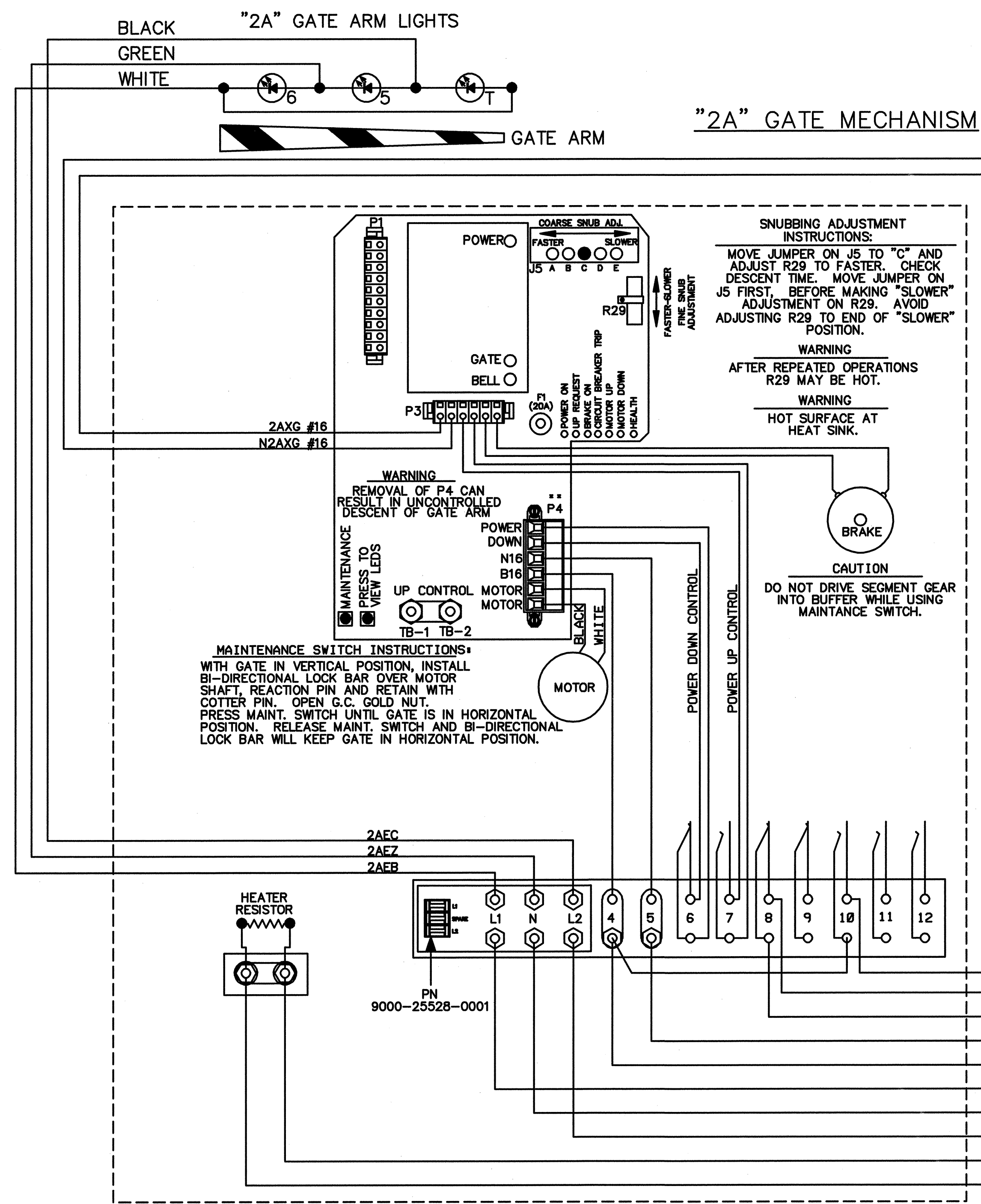


NOTES:
 ALL WIRING TO BE #16AWG UNLESS NOTED OTHERWISE.
 • = ECHELON CONNECTIONS NOT TO EXCEED 53' IN LENGTH AND TOTAL LENGTH NOT TO EXCEED 430' WITH A MAXIMUM OF 8 NODES, RECOMMEND USE BELDEN WIRE CABLE #8461 OR EQUIVALENT.
 ▶ = DIODE SAFETRAN
 * * = RESISTORS TO BE INSTALLED TO LAMPS WITH SHORTEST CABLE RUN



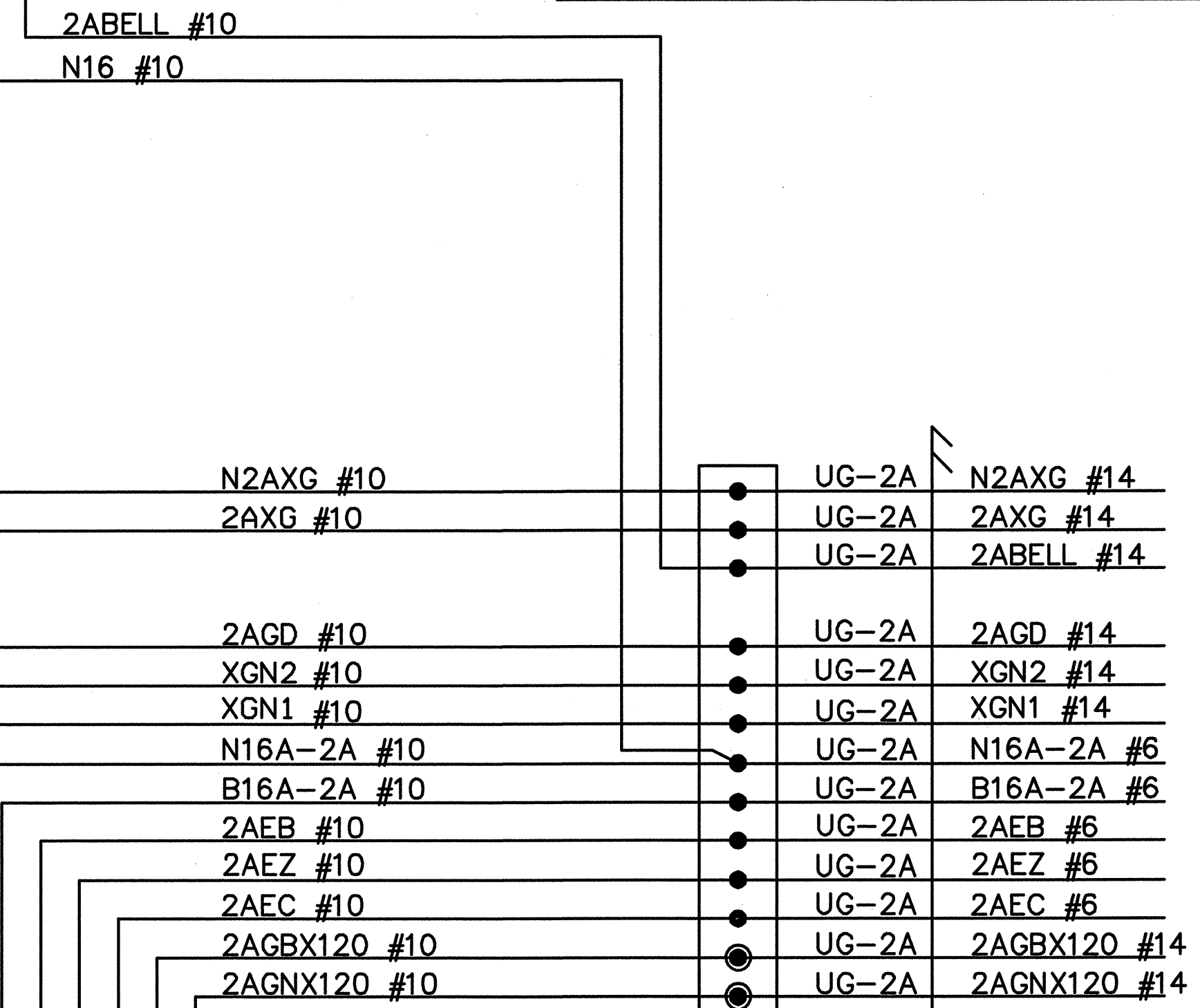
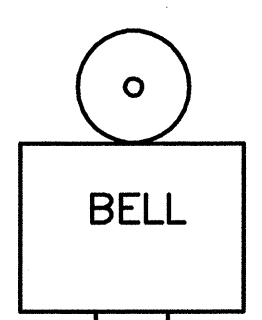
AECOM
 NC Firm License No.: F-0342
 701 Corporate Center Drive
 Suite 475 Raleigh, NC 27607
 Phone: 919-854-6200

ORIGINAL DATE	06-05-12	LOCATION	RANDOLPH ST. near FORT BRAGG, NC CAPE FEAR RAILROAD											
DRAFTSMAN	AECOM		TITLE	CROSSING CONTROL PANEL "A6"										
DESIGNER	AECOM			<table border="1"> <tr> <td>SUB</td> <td>NCDOT</td> <td>RRMP</td> <td></td> <td>DOT NO.</td> <td>930 759N</td> </tr> <tr> <td>CHECKER</td> <td>AECOM</td> <td>SCALE</td> <td>N.T.S.</td> <td>SHEET</td> <td>13 OF 25</td> </tr> </table>	SUB	NCDOT	RRMP		DOT NO.	930 759N	CHECKER	AECOM	SCALE	N.T.S.
SUB	NCDOT	RRMP		DOT NO.	930 759N									
CHECKER	AECOM	SCALE	N.T.S.	SHEET	13 OF 25									
REVISION		CTC NO.												



SAFETRAN MODEL "S60" GATE

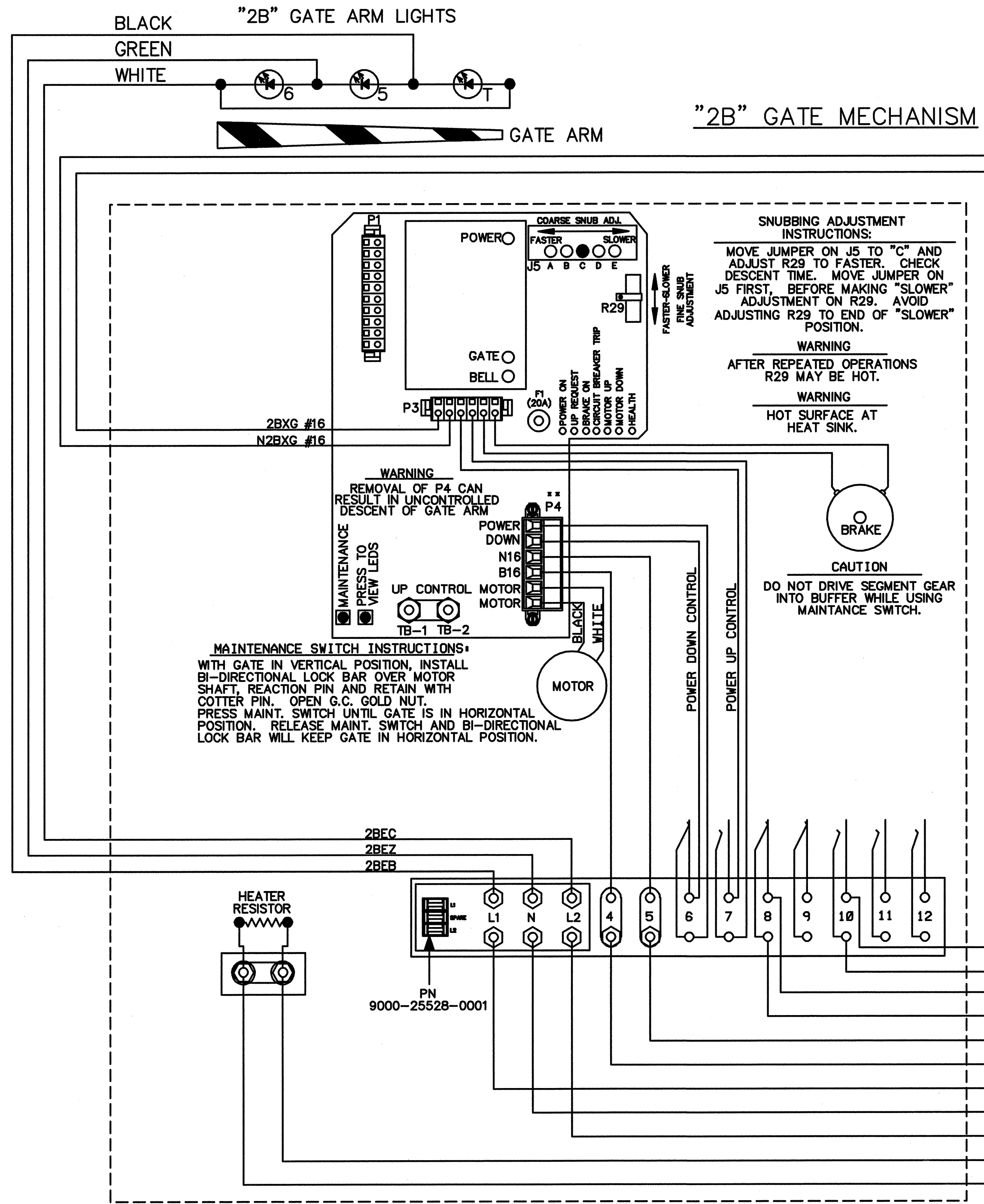
CONTACT SPACE	CONTACT CLOSED AT	FUNCTION OF CONTACT
6	70° -90°	POWER DOWN CONTROL
7	0° -89°	POWER UP CONTROL
8	83° -90°	FLASHING LGT. CONTROL
9	5° -90°	SPARE
10	0° -5°	GATE DOWN
11		SPARE
12		SPARE



GATE "2A" JUNCTION BOX BASE

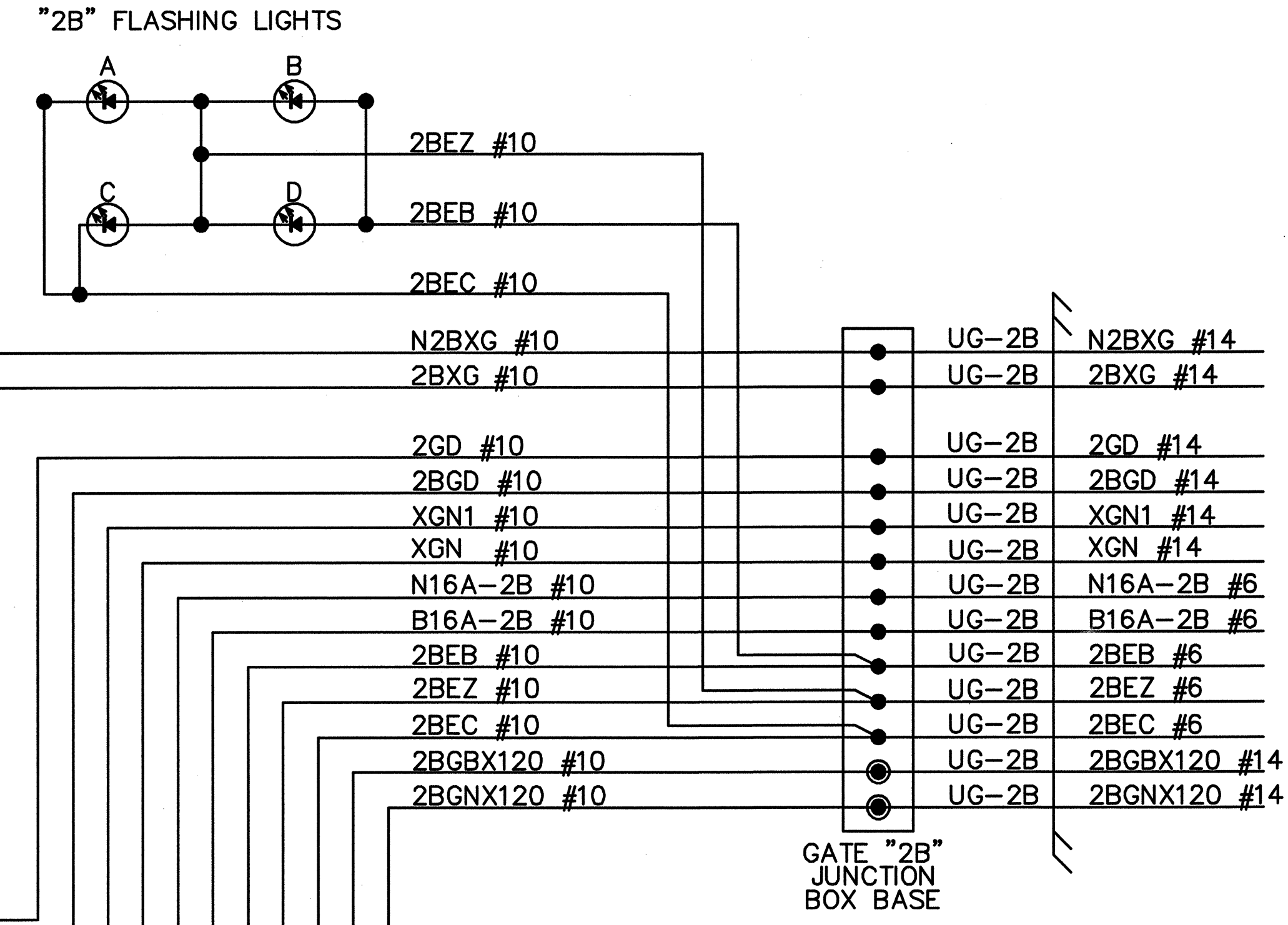
"2A" GATE LIGHTS & MODEL "S60" GATE MECHANISM

	<p>NC Firm License No.: F-0342 701 Corporate Center Drive Suite 475 Raleigh, NC 27607 Phone: 919-854-6200</p>	ORIGINAL DATE	06-05-12	LOCATION RANDOLPH ST. near FORT BRAGG, NC CAPE FEAR RAILROAD	
		DRAFTSMAN	AECOM		TITLE "2A" "S-60" GATE MECHANISM
		DESIGNER	AECOM		
CHECKER	AECOM	REVISION		SUB NCDOT	
				RRMP N.T.S.	
				DOT NO. 930 759N	
				SCALE N.T.S.	
				SHEET 14 OF 25	




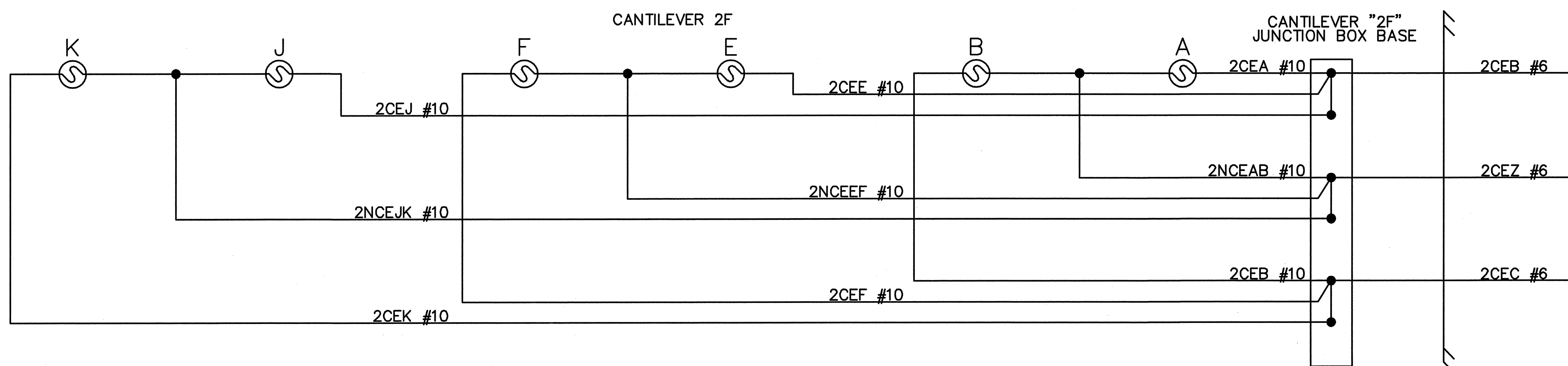
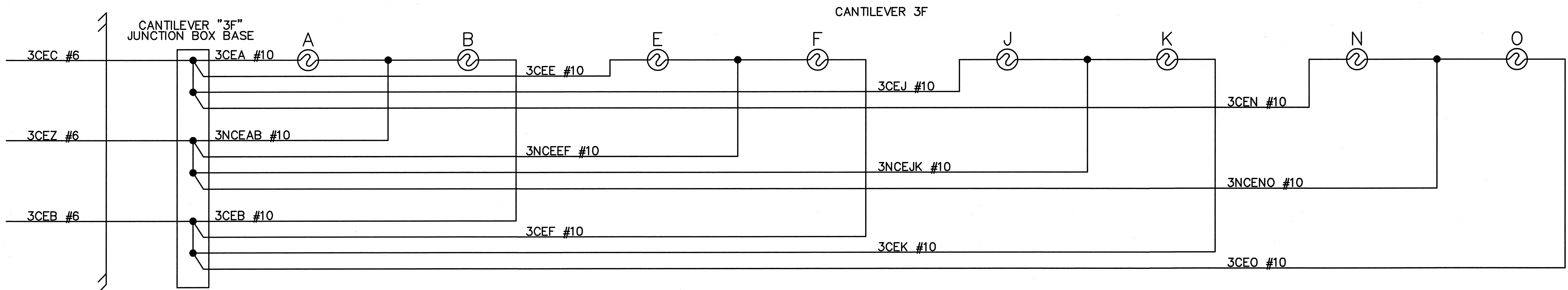
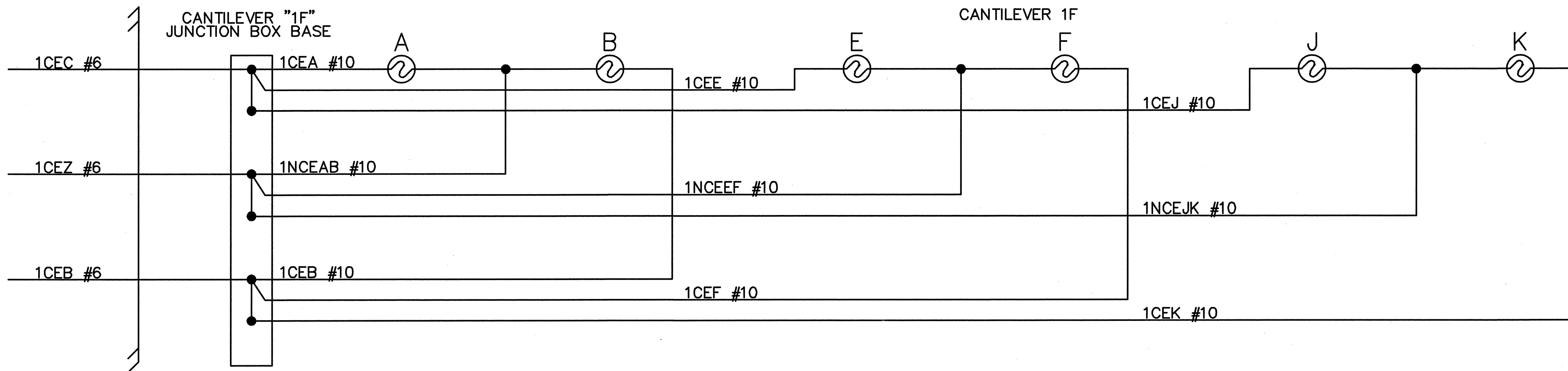
SAFETRAN MODEL "S60" GATE

CONTACT SPACE	CONTACT CLOSED AT	FUNCTION OF CONTACT
6	70° -90°	POWER DOWN CONTROL
7	0° -89°	POWER UP CONTROL
8	83° -90°	FLASHING LGT. CONTROL
9	5° -90°	SPARE
10	0° -5°	GATE DOWN
11		SPARE
12		SPARE



"2B" FLASHER AND GATE LIGHTS & MODEL "S60" GATE MECHANISM

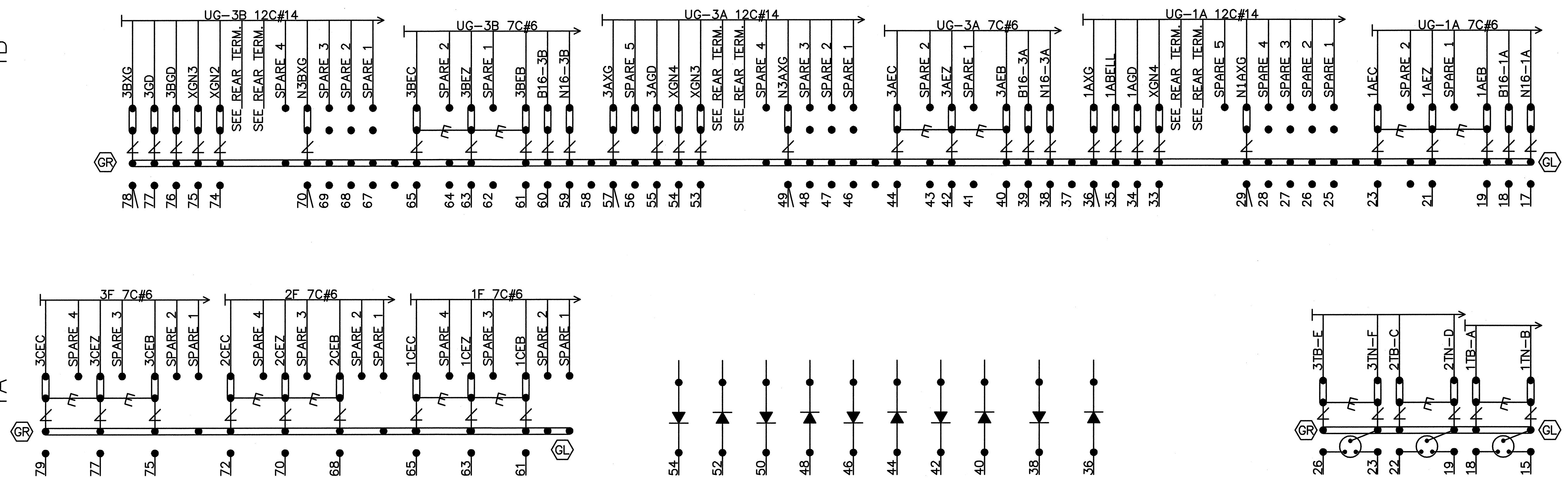
	<p>NC Firm License No.: F-0342 701 Corporate Center Drive Suite 475 Raleigh, NC 27607 Phone: 919-854-6200</p>	ORIGINAL DATE 06-05-12	LOCATION RANDOLPH ST. near FORT BRAGG, NC CAPE FEAR RAILROAD	
		DRAFTSMAN AECOM	TITLE "2B" "S-60" GATE MECHANISM	
		DESIGNER AECOM		
CHECKER AECOM	REVISION	SUB NCDOT	RRMP N.T.S.	DOT NO. 930 759N
		CTC NO.	SCALE N.T.S.	SHEET 15 OF 25



AECOM
 NC Firm License No.: F-0342
 701 Corporate Center Drive
 Suite 475 Raleigh, NC 27607
 Phone: 919-854-6200

ORIGINAL DATE	06-05-12	
DRAFTSMAN	AECOM	
DESIGNER	AECOM	
CHECKER	AECOM	
REVISION		
LOCATION RANDOLPH ST. near FORT BRAGG, NC CAPE FEAR RAILROAD		
TITLE "1F", "3F" & "2F" CANTILEVER LIGHTING CIRCUITS		
SUB	RRMP	DOT NO.
NCDOT		930 759N
CTC NO.	SCALE	SHEET
	N.T.S.	16 of 25

LEFT TWO ROWS TERMINAL BOARD 1 "1A" "1B"



NOTE: INSTALL TEST LINKS ON ALL TRACK WIRES AND ON ALL LOW VOLTAGE UNDERGROUND CABLE TERMINATIONS.

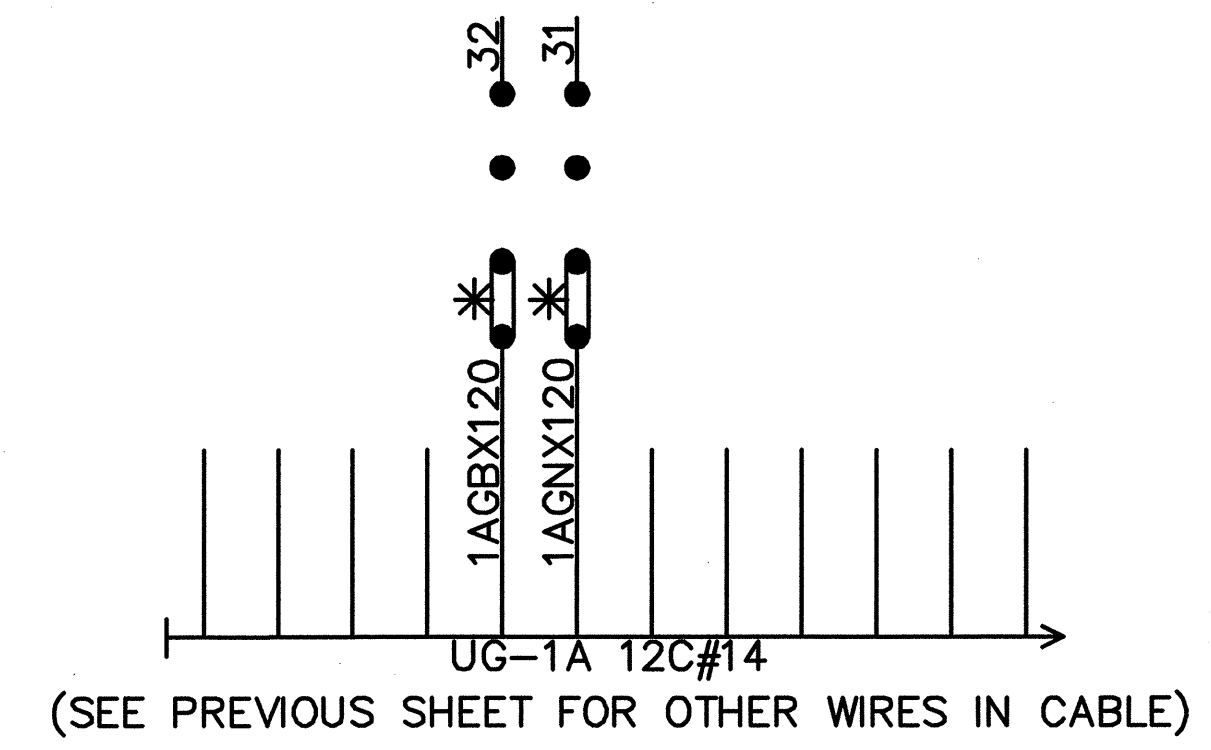
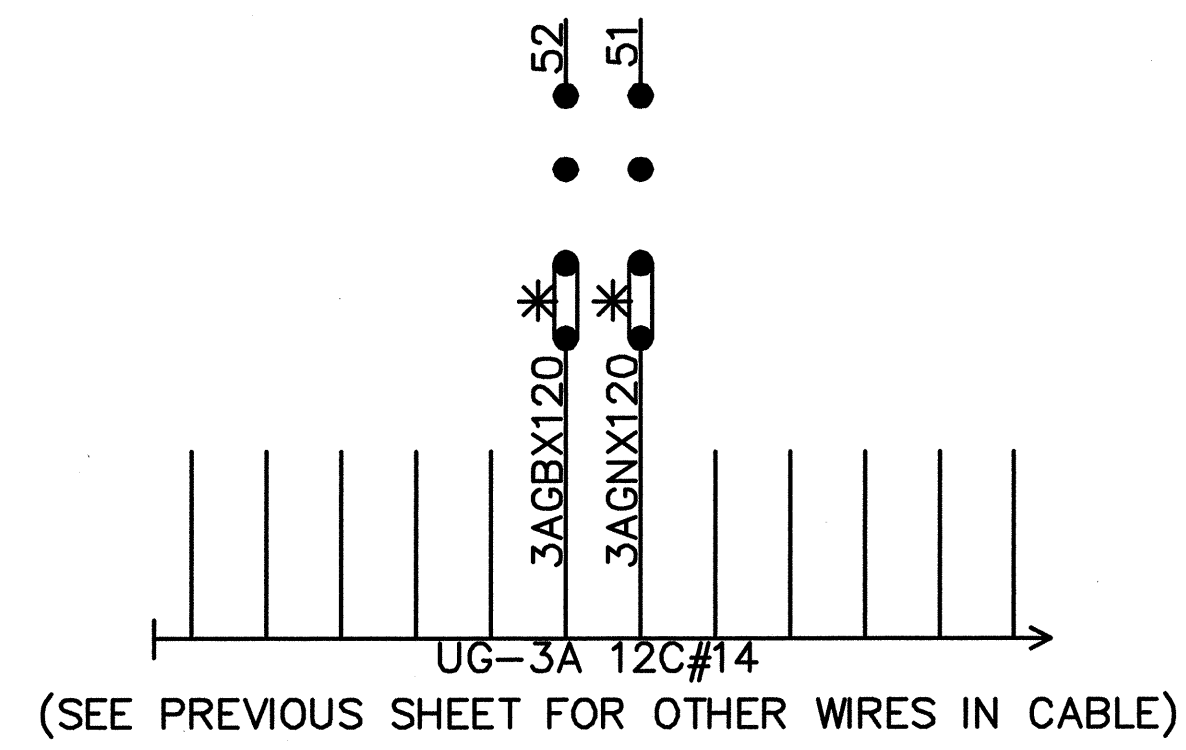
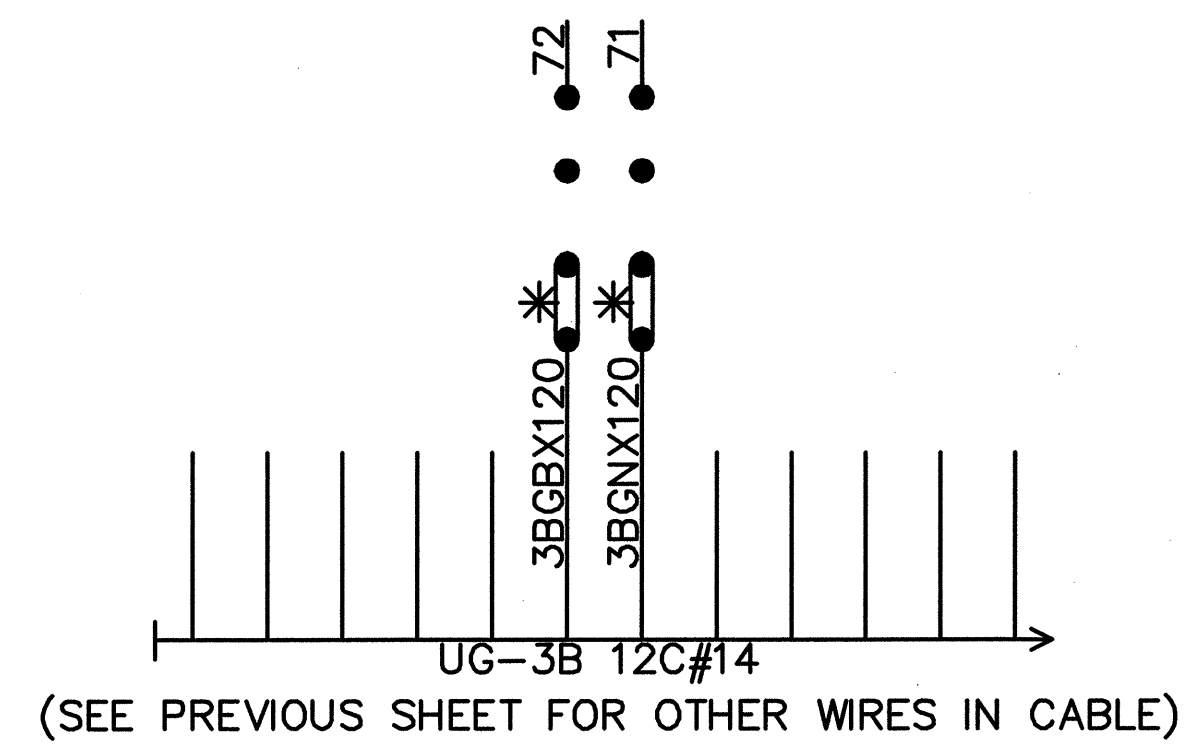
SEE FARADAY SHIELD DETAILS - 1A & 1B FOR HOW THIS PORTION OF THE FARADAY SHIELD IS PREDRILLED. ONLY INSTALL AND USE THE TERMINALS NEEDED.

- = Heavy Duty Equalizer (022700-1X)
- = Clearview Lightning Arrester (022585-1X)
- = LPC-10560-51
- = DIODE SAFETRAN
- = TERMINALS GROUNDED TO SHIELD.
- = 4 POST BLOCKS USE EITHER -
GR - SERMMI PART NO. 61278
GL - SERMMI PART NO. 61278-1.

BACKBOARD DETAIL - 1A & 1B

	<p>NC Firm License No.: F-0342 701 Corporate Center Drive Suite 475 Raleigh, NC 27607 Phone: 919-854-6200</p>	ORIGINAL DATE	06-05-12			
		DRAFTSMAN	AECOM			
		DESIGNER	AECOM			
		CHECKER	AECOM			
		LOCATION	RANDOLPH ST. near FORT BRAGG, NC CAPE FEAR RAILROAD			
		TITLE	BACKBOARD DETAIL 1A & 1B			
REVISION		SUB	NCDOT	RRMP	DOT NO.	930 759N
		CTC NO.	SCALE	N.T.S.	SHEET	17 OF 25

REAR VIEW OF LEFT TWO ROWS TERMINAL BOARD 1
"1A"
"1B"



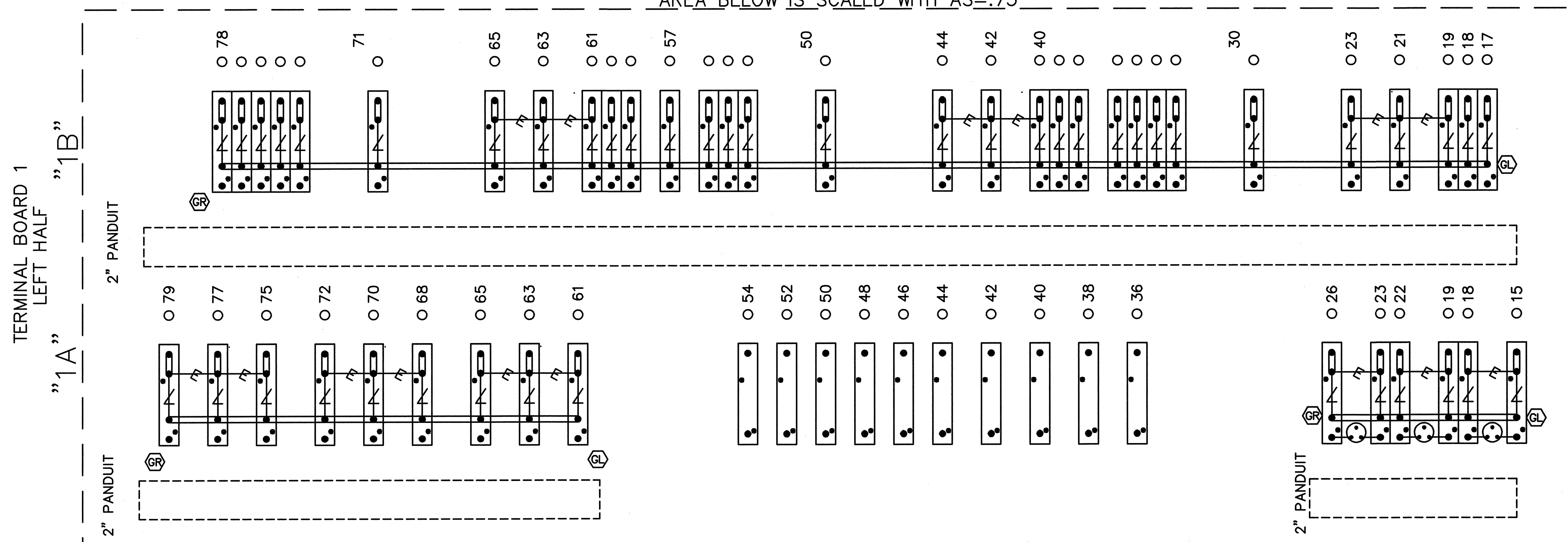
NOTE: ALL 120VAC AND ABOVE WILL BE WIRED TO THE REAR OF FARADAY BACKBOARD. INSULATED NUTS MUST BE USED ON ALL TERMINALS.

* = CLOSED DURING WINTER MONTHS

	<p>NC Firm License No.: F-0342 701 Corporate Center Drive Suite 475 Raleigh, NC 27607 Phone: 919-854-6200</p>	ORIGINAL DATE	06-05-12	
		DRAFTSMAN	AECOM	
		DESIGNER	AECOM	
		CHECKER	AECOM	
		LOCATION	RANDOLPH ST. near FORT BRAGG, NC CAPE FEAR RAILROAD	
		TITLE	REAR BACKBOARD DETAIL 1A & 1B	
REVISION		SUB	RRMP	DOT NO.
		NCDOT		930 759N
		SCALE	N.T.S.	SHEET 18 OF 25

NOTE: IF THE FARADAY SHIELD WOULD EVER NEED TO BE DRILLED IN THE FIELD, PROPER PRECAUTIONS MUST BE TAKEN TO INSURE METAL SHAVINGS DO NOT GET INTO EXISTING TERMINALS/WIRES.

AREA BELOW IS SCALED WITH AS=.75




- = Heavy Duty Equalizer (022700-1X)
- = Clearview Lightning Arrester (022585-1X)
- = LPC-10560-51

- = TERMINALS GROUNDED TO SHIELD.
- = 4 POST BLOCKS USE EITHER -
GR - SERMMI PART NO. 61278
GL - SERMMI PART NO. 61278-1.

- INDICATES PLACEMENT OF PANDUIT

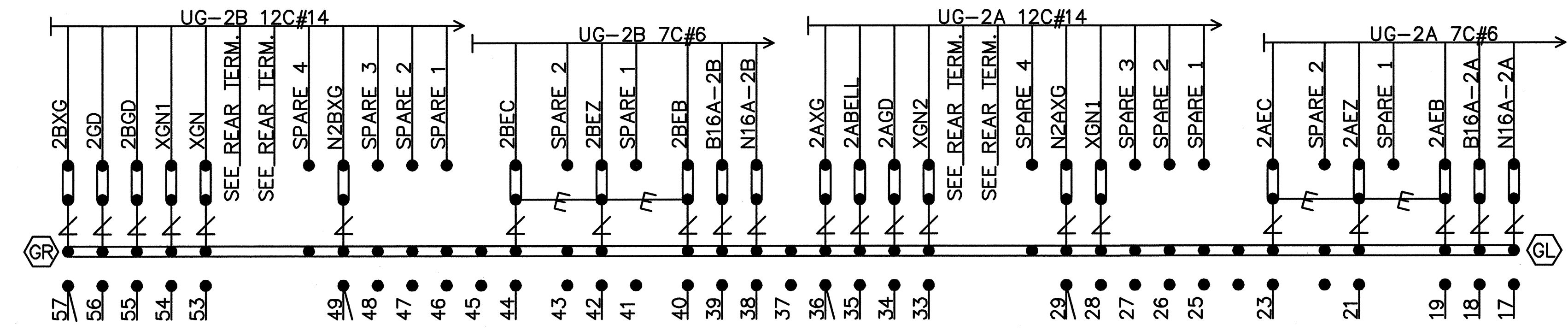
THIS SHEET IS FOR REFERENCE ONLY, TO REFLECT HOW THE FARADAY SHIELD IS PREDRILLED. ONLY INSTALL AND USE THE TERMINALS NEEDED.



AECOM
 NC Firm License No.: F-0342
 701 Corporate Center Drive
 Suite 475 Raleigh, NC 27607
 Phone: 919-854-6200

ORIGINAL DATE 06-05-12		LOCATION RANDOLPH ST. near FORT BRAGG, NC CAPE FEAR RAILROAD	
DRAFTSMAN AECOM	DESIGNER AECOM	TITLE FARADAY SHIELD DETAIL 1A & 1B	
CHECKER AECOM			
REVISION		SUB NCDOT	RRMP 930 759N
		SCALE N.T.S.	SHEET 19 of 25

RIGHT ROW TERMINAL BOARD 1
"1C"



NOTE: INSTALL TEST LINKS ON ALL TRACK WIRES AND ON ALL LOW VOLTAGE UNDERGROUND CABLE TERMINATIONS.

SEE FARADAY SHIELD DETAILS - 1C FOR HOW THIS PORTION OF THE FARADAY SHIELD IS PREDRILLED. ONLY INSTALL AND USE THE TERMINALS NEEDED.

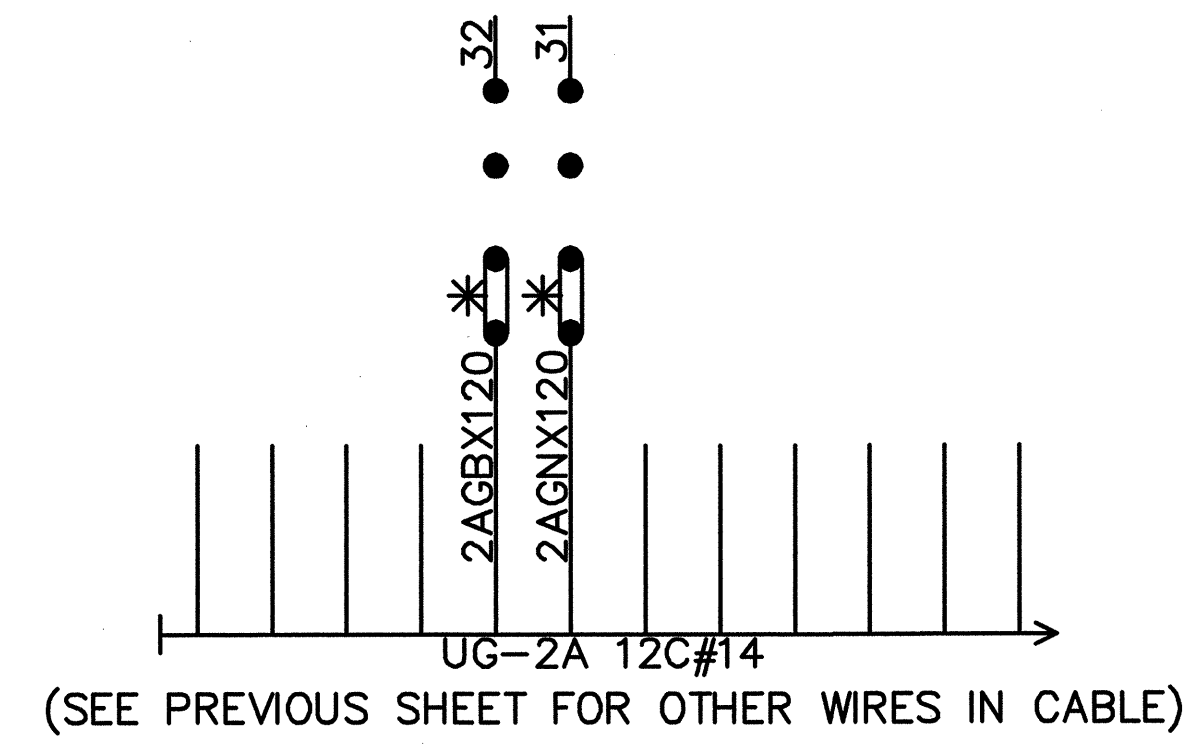
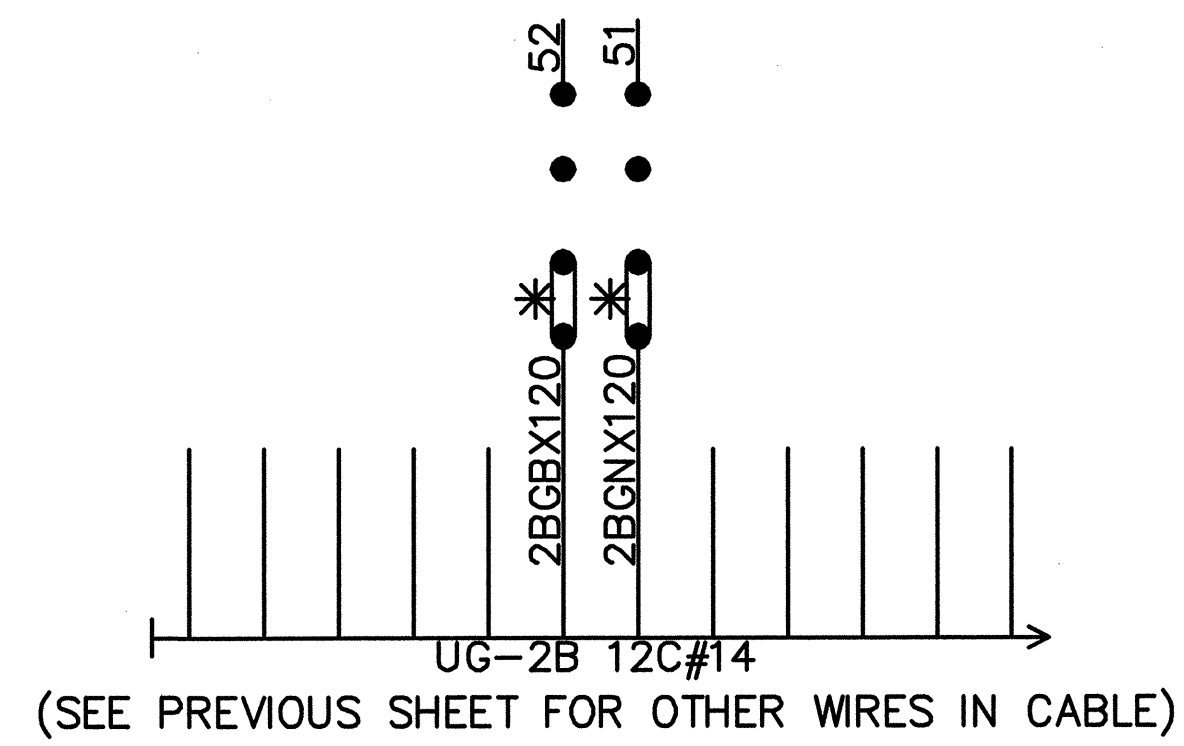
- = Heavy Duty Equalizer (022700-1X)
- = Clearview Lightning Arrester (022585-1X)
- = LPC-10560-51

- = TERMINALS GROUNDED TO SHIELD.
- = 4 POST BLOCKS USE EITHER -
GR - SERMMI PART NO. 61278
GL - SERMMI PART NO. 61278-1.

BACKBOARD DETAIL - 1C

	<p>NC Firm License No.: F-0342 701 Corporate Center Drive Suite 475 Raleigh, NC 27607 Phone: 919-854-6200</p>	ORIGINAL DATE 06-05-12				
		DRAFTSMAN AECOM	LOCATION RANDOLPH ST. near FORT BRAGG, NC CAPE FEAR RAILROAD			
		DESIGNER AECOM				
		CHECKER AECOM				
TITLE BACKBOARD DETAIL 1C		SUB NCDOT	RRMP	DOT NO. 930 759N		
REVISION		SCALE N.T.S.		SHEET 20 of 25		

REAR VIEW OF RIGHT ROW TERMINAL BOARD 1
"1C"



NOTE: ALL 120VAC AND ABOVE WILL BE WIRED TO THE REAR OF FARADAY BACKBOARD. INSULATED NUTS MUST BE USED ON ALL TERMINALS.

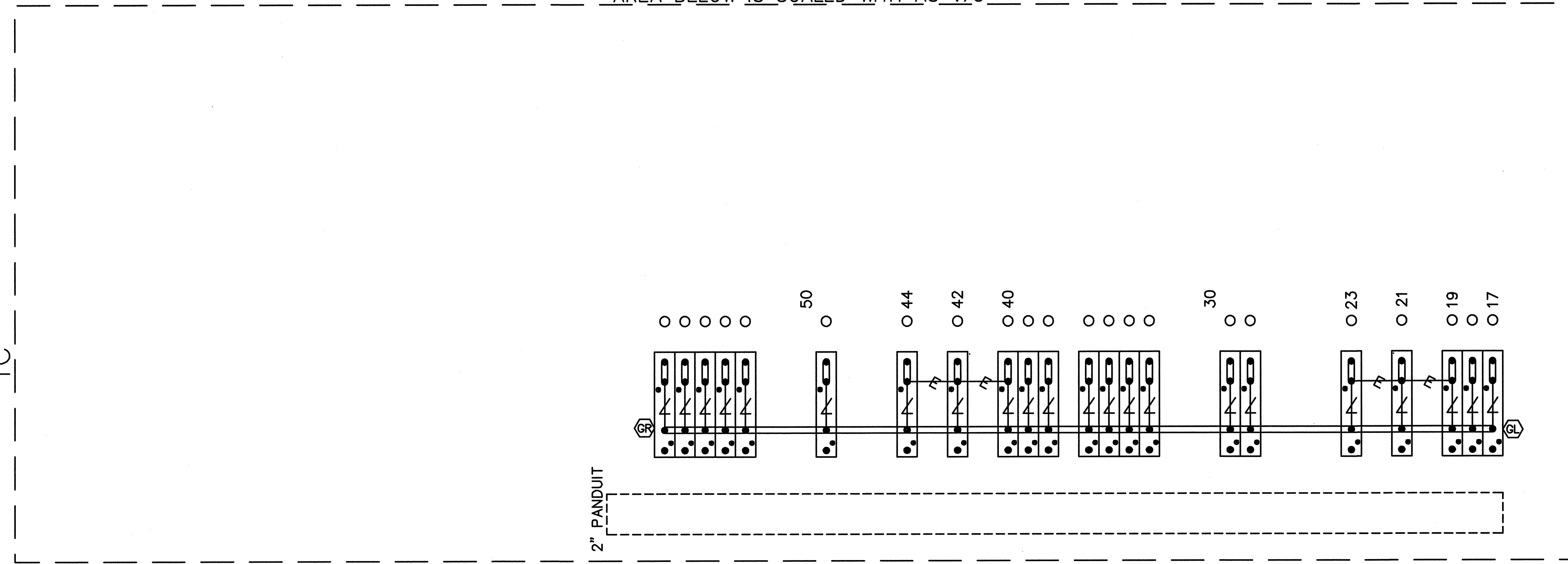
* = CLOSED DURING WINTER MONTHS

	<p>NC Firm License No.: F-0342 701 Corporate Center Drive Suite 475 Raleigh, NC 27607 Phone: 919-854-6200</p>	ORIGINAL DATE	06-05-12	
		DRAFTSMAN	AECOM	
		DESIGNER	AECOM	
		CHECKER	AECOM	
		LOCATION	RANDOLPH ST. near FORT BRAGG, NC CAPE FEAR RAILROAD	
		TITLE	REAR BACKBOARD DETAIL 1C	
REVISION		SUB	NCDOT	DOT NO. 930 759N
		SCALE	N.T.S.	SHEET 21 OF 25

NOTE: IF THE FARADAY SHIELD WOULD EVER NEED TO BE DRILLED IN THE FIELD, PROPER PRECAUTIONS MUST BE TAKEN TO INSURE METAL SHAVINGS DO NOT GET INTO EXISTING TERMINALS/WIRES.

AREA BELOW IS SCALED WITH AS=.75

TERMINAL BOARD 1
RIGHT HALF
"1C"



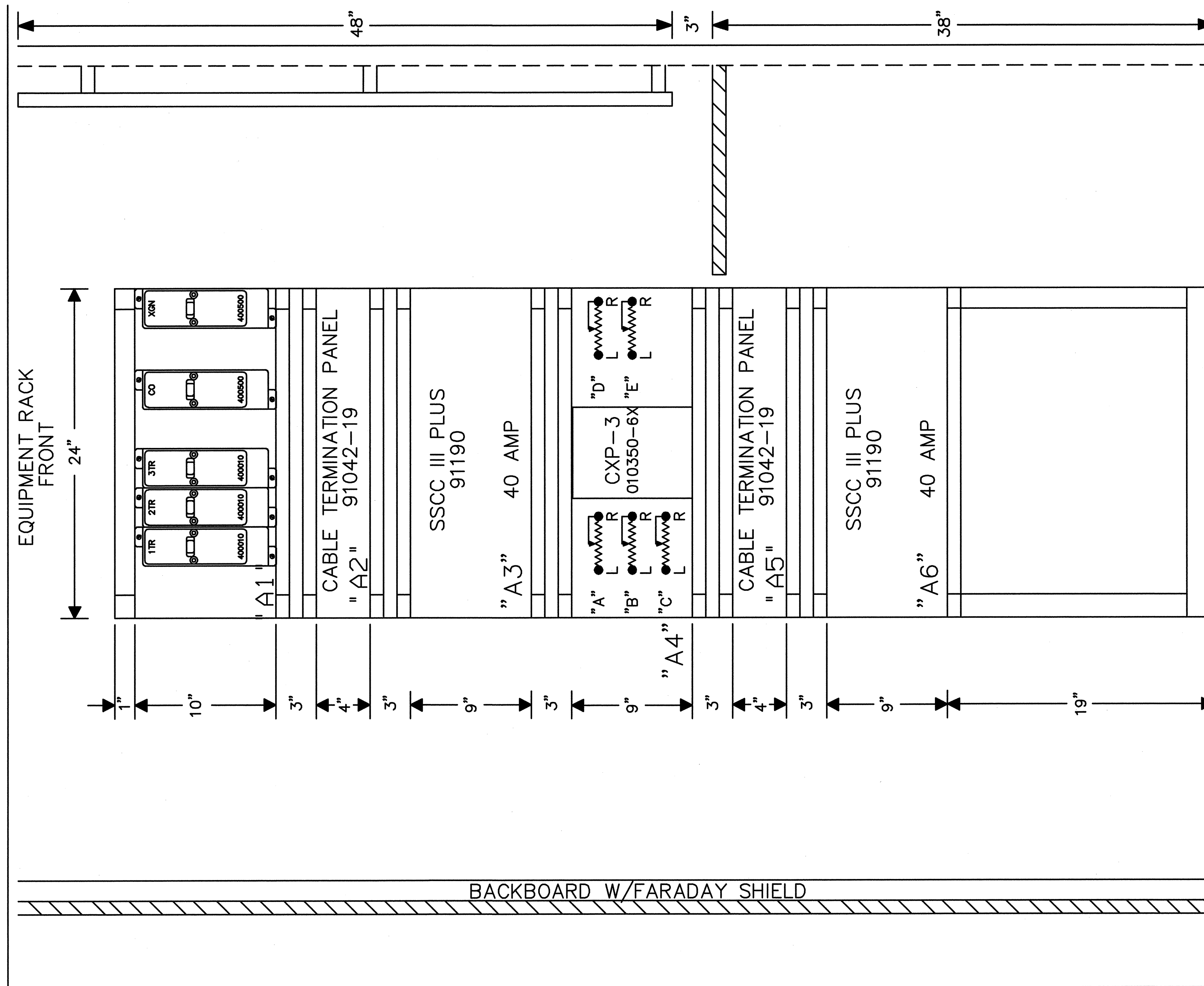
- E = Heavy Duty Equalizer (022700-1X)
- A = Clearview Lightning Arrester (022585-1X)
- ⊙ = LPC-10560-51

- GR = TERMINALS GROUNDED TO SHIELD.
- GL = TERMINALS GROUNDED TO SHIELD.
- 4 POST BLOCKS USE EITHER - GR - SERMMI PART NO. 61278 GL - SERMMI PART NO. 61278-1.


- INDICATES PLACEMENT OF PANDUIT

THIS SHEET IS FOR REFERENCE ONLY, TO REFLECT HOW THE FARADAY SHIELD IS PREDRILLED. ONLY INSTALL AND USE THE TERMINALS NEEDED.


	<p>NC Firm License No.: F-0342 701 Corporate Center Drive Suite 475 Raleigh, NC 27607 Phone: 919-854-6200</p>	ORIGINAL DATE	06-05-12	
		DRAFTSMAN	AECOM	
		DESIGNER	AECOM	
		CHECKER	AECOM	
		LOCATION	RANDOLPH ST. near FORT BRAGG, NC CAPE FEAR RAILROAD	
		TITLE	FARADAY SHIELD DETAIL 1C	
REVISION		SUB	RRMP	DOT NO.
		NCDOT		930 759N
		SCALE	N.T.S.	SHEET 22 OF 25



SIDE "C"


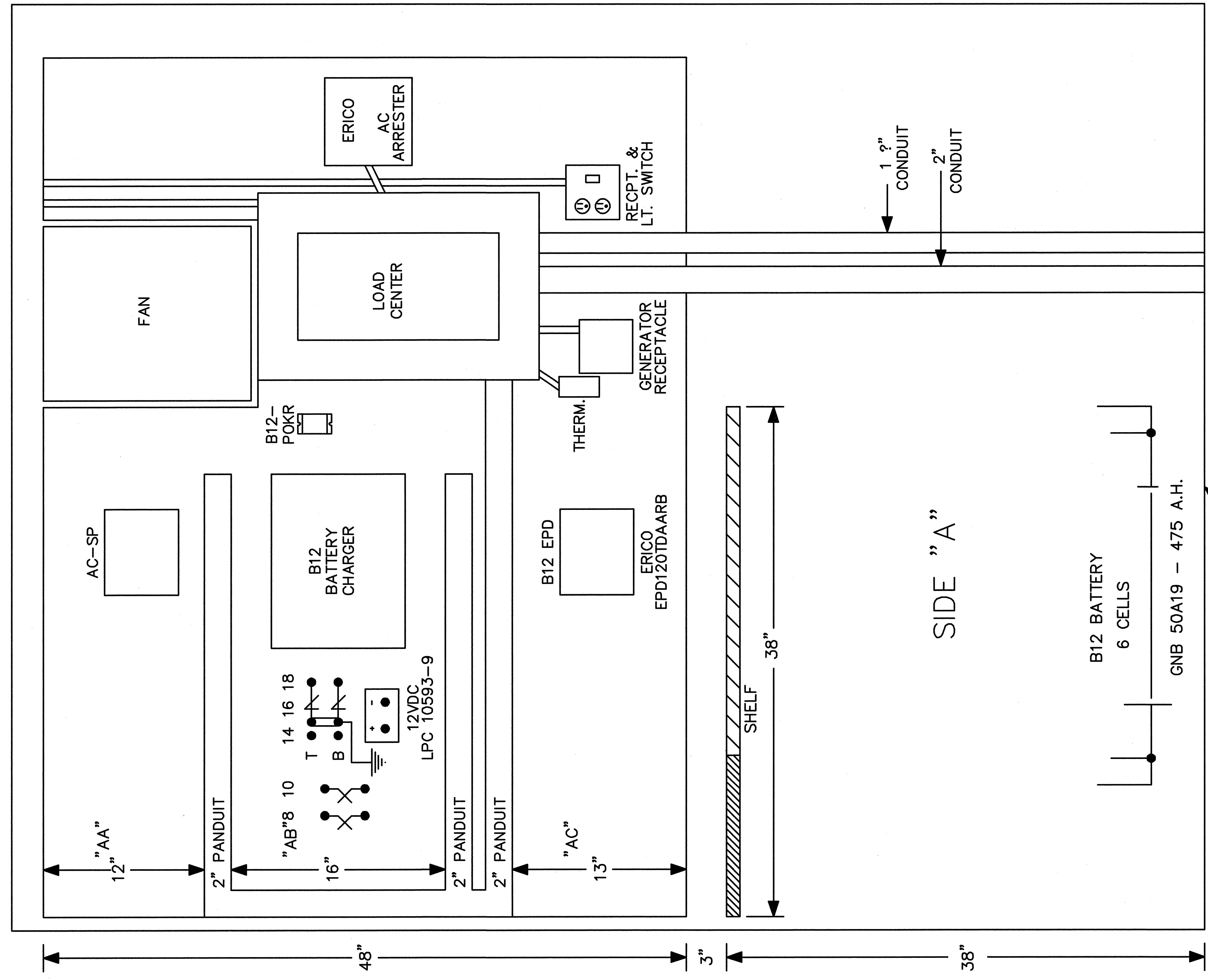


RACK PLACEMENT
6' X 8' HOUSE - SIDE "C"




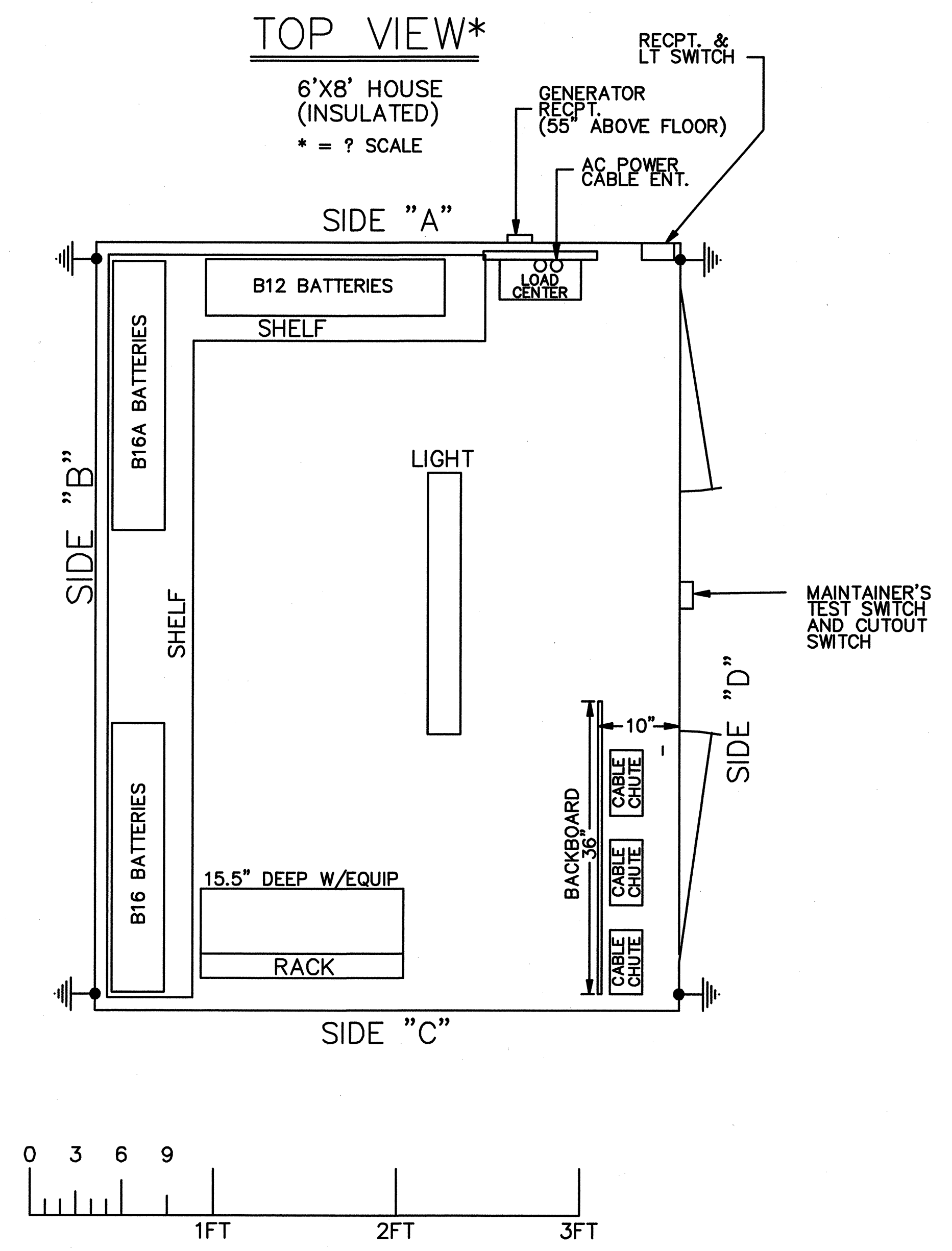
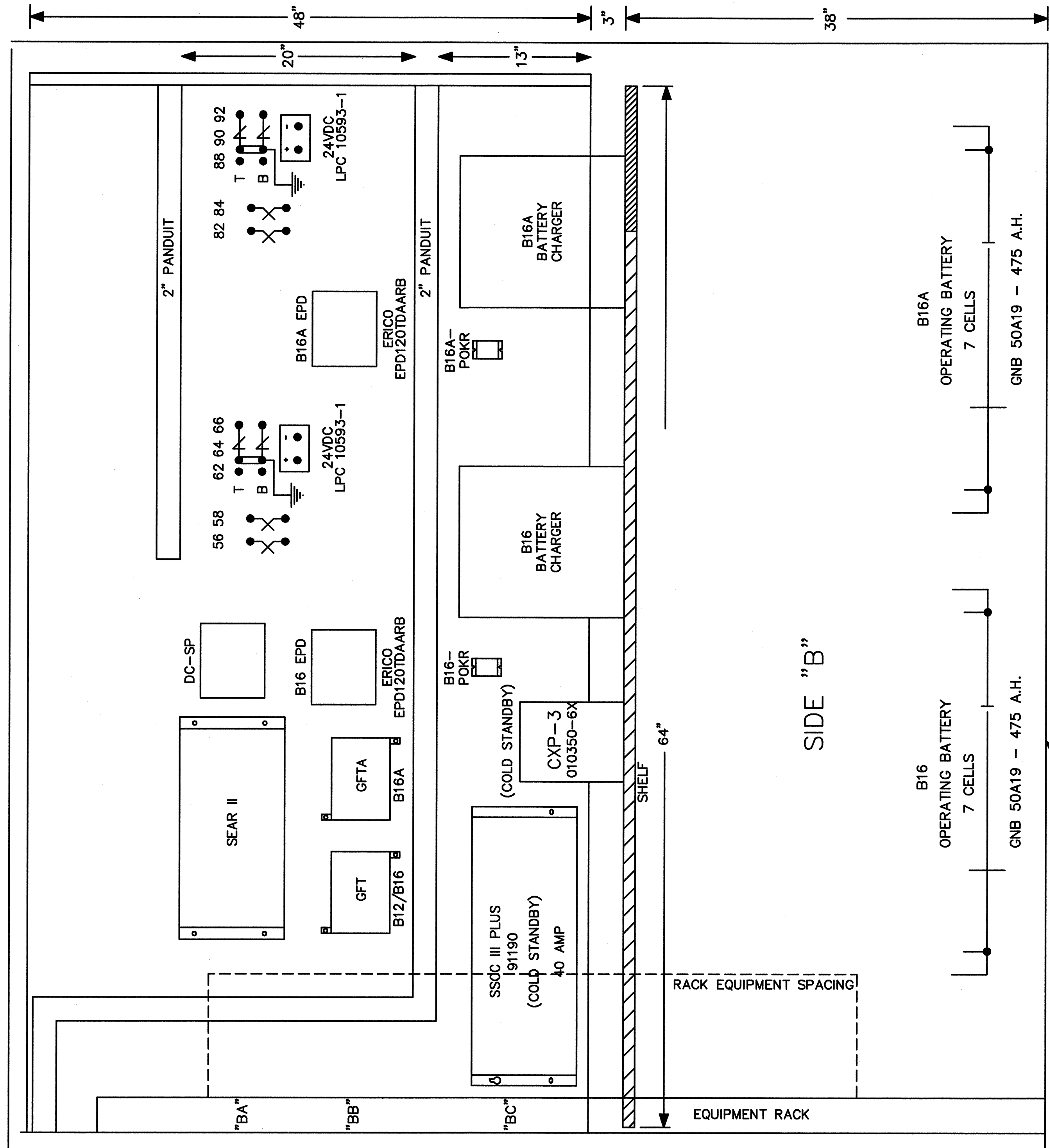
AECOM
 NC Firm License No.: F-0342
 701 Corporate Center Drive
 Suite 475 Raleigh, NC 27607
 Phone: 919-854-6200

ORIGINAL DATE 06-05-12		LOCATION RANDOLPH ST. near FORT BRAGG, NC CAPE FEAR RAILROAD	
DRAFTSMAN AECOM	DESIGNER AECOM	TITLE 6'X8' HOUSE - (SIDE C - RACK PLACEMENT)	
CHECKER AECOM			
REVISION		SUB NCDOT	RRMP N.T.S.
		CTC NO.	SHEET 23 OF 25
			DOT NO. 930 759N



AECOM
 NC Firm License No.: F-0342
 701 Corporate Center Drive
 Suite 475 Raleigh, NC 27607
 Phone: 919-854-6200

ORIGINAL DATE	06-05-12	
DRAFTSMAN	AECOM	
DESIGNER	AECOM	
CHECKER	AECOM	
REVISION		
LOCATION RANDOLPH ST. near FORT BRAGG, NC CAPE FEAR RAILROAD		
TITLE 6'X8' HOUSE - (SIDE "A")		
SUB	RRMP	DOT NO.
NCDOT		930 759N
CTC NO.	SCALE	SHEET
	N.T.S.	24 OF 25



	<p>NC Firm License No.: F-0342 701 Corporate Center Drive Suite 475 Raleigh, NC 27607 Phone: 919-854-6200</p>	ORIGINAL DATE	06-05-12	
		DRAFTSMAN	AECOM	
		DESIGNER	AECOM	
		CHECKER	AECOM	
LOCATION		RANDOLPH ST. near FORT BRAGG, NC CAPE FEAR RAILROAD		
TITLE		6'x8' HOUSE - (SIDE "B" & TOP VIEW)		
REVISION	SUB	NCDOT	RRMP	DOT NO. 930 759N
CTC NO.		SCALE	N.T.S.	SHEET 25 of 25