


**STATE OF NORTH CAROLINA
DEPARTMENT OF TRANSPORTATION**

TIP NO. U-3324	SHEET NO. SIGN-1
APPROVED: <i>[Signature]</i>	
DATE: 7/18/12	
SEAL 	

SIGNING PLAN MOORE COUNTY

**LOCATION: ABERDEEN-SOUTHERN PINES - INTERSECTION OF
SR 1309 (MORGANTON RD) AND US 1 (SANDHILLS BLVD)**

T.I.P.: U-3324

CONTRACT: C202886

ROADWAY STANDARD DRAWING

THE FOLLOWING ROADWAY STANDARDS AS APPEAR IN "ROADWAY STANDARD DRAWINGS" - PROJECT SERVICES UNIT - N.C. DEPARTMENT OF TRANSPORTATION - RALEIGH, N.C., DATED JANUARY 2012 ARE APPLICABLE TO THIS PROJECT AND BY REFERENCE HEREBY ARE CONSIDERED A PART OF THESE PLANS:

STD. NO.	TITLE
901.10	TYPE 'A' SIGNS
901.50	ARROWS AND SHIELDS
901.70	SIGN STRINGERS AND SUPPORT SPACING
901.80	SIGN MOUNTING DETAILS - FOR TYPE A AND TYPE B SIGNS
903.10	GROUND MOUNTED SIGN SUPPORTS (SHEETS 1 & 3)
904.10	ORIENTATION OF GROUND MOUNTED SIGNS
904.50	MOUNTING OF TYPE 'D', 'E' AND 'F' SIGNS ON 'U' CHANNEL POSTS

SUMMARY OF QUANTITIES

ITEM NO.		ITEM DESCRIPTION	QUANTITY	UNIT
DESC. NO.	SECT. NO.			
4048000000	902	REINFORCED CONCRETE SIGN FOUNDATION	1	C.Y.
4054000000	902	PLAIN CONCRETE SIGN FOUNDATION	1	C.Y.
4060000000	903	SUPPORTS, BREAKAWAY STEEL BEAM	1219	LB.
4072000000	903	SUPPORTS, 3 LB STEEL U-CHANNEL	933	L.F.
4096000000	904	SIGN ERECTION, TYPE D	7	EA.
4102000000	904	SIGN ERECTION, TYPE E	47	EA.
4108000000	904	SIGN ERECTION, TYPE F	5	EA.
4109000000	904	SIGN ERECTION, TYPE A (OVERHEAD)	2	EA.
4116100000	904	SIGN ERECTION, TYPE A (GROUND MOUNTED)	4	EA.
4116100000	904	SIGN ERECTION, RELOCATE SIGN TYPE D	5	EA.
4155000000	907	DISPOSAL OF SIGN SYSTEM, U-CHANNEL	85	EA.
4192000000	907	DISPOSAL OF SUPPORT, U-CHANNEL	5	EA.
4234000000	907	DISPOSAL OF SIGN, A OR B (OVERHEAD)	2	EA.
4251000000	907	DISPOSAL OF LIGHTING SYSTEM	1	EA.
4263000000	907	DISPOSAL OF WALKWAY	1	EA.

GENERAL NOTES

- . SIGNS FURNISHED BY STATE
- . ALL TYPE 'D' SIGNS SHALL BE MOUNTED ON TWO U-CHANNEL POSTS UNLESS OTHERWISE INDICATED ON THE PLANS.
- . IF REMOVAL OR RELOCATION OF SIGNS ON PRIVATE STREET (NON-STATE MAINTAINED) IS REQUIRED DUE TO CONSTRUCTION, THE CONTRACTOR SHALL INFORM THE ENGINEER. THE WORK WILL BE COMPLETED BY OTHERS.
- . WHEN NOT STATIONED OR DIMENSIONED ON PLANS, ALL 'E' AND 'F' SIGNS SHALL BE FIELD LOCATED BY THE ENGINEER
- . ALL EXISTING SIGNS ON "U" CHANNEL POST WITHIN THE PROJECT LIMITS SHALL BE REMOVED AND DISPOSED OF UNLESS OTHERWISE NOTED ON PLANS.
- . WHEN EXISTING SIGNS ARE REMOVED AND INSTALLED ON NEW SUPPORTS, THE RE-ERECTION SHALL IMMEDIATELY FOLLOW THE REMOVAL.
- . THE BACKGROUND FOR TYPE E & F SIGNS SHALL BE TYPE C REFLECTIVE SHEETING.
- . DO NOT BEGIN FABRICATION FOR TYPES A & B SIGNS MOUNTED ON OVERHEAD STRUCTURES OR STEEL SUPPORTS UNTIL "S" DIMENSIONS HAVE BEEN FIELD VERIFIED.
- . SEE ROADWAY PLANS FOR GUARD/GUIDE RAIL DETAILS.

PAY ITEM NOTES

- | | |
|---|-------------------------------------|
| 1 | DISPOSAL OF SIGN SYSTEM, U-CHANNEL |
| 2 | DISPOSAL OF SUPPORT, U-CHANNEL |
| 3 | RELOCATE SIGN, TYPE D |
| 4 | DISPOSAL OF SIGN, A OR B (OVERHEAD) |
| 5 | SIGN ERECTION, TYPE A (OVERHEAD) |
| 6 | DISPOSAL OF LIGHTING SYSTEM |
| 7 | DISPOSAL OF WALKWAY |


INDEX

SHEET NO.	DESCRIPTION
SIGN-1	TITLE SHEET
SIGN-2-2A	SUPPORT INFORMATION AND GROUND MOUNT SHEETS
SIGN-3	TITLE SHEET
SIGN-4-4E	SIGN DESIGNS, E & F SHEETS
SIGN-5-14	SIGN DETAIL SHEETS

PLAN PREPARED BY: N.C.D.O.T. SIGNING AND DELINEATION UNIT

SUSAN B. KUNZ SIGNING & DELINEATION REGIONAL ENGINEER

STACEY JOHNS SIGNING & DELINEATION DESIGN ENGINEER

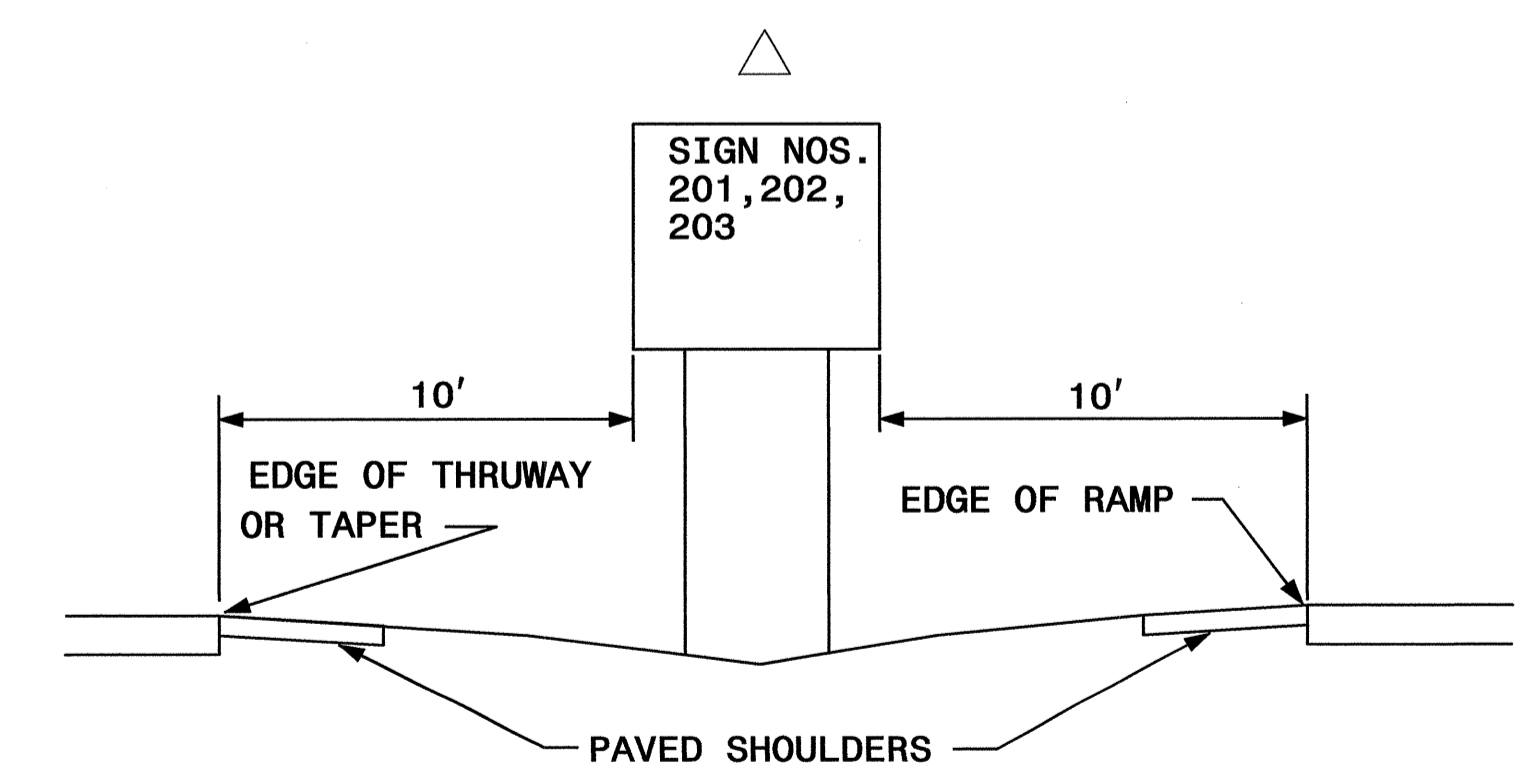
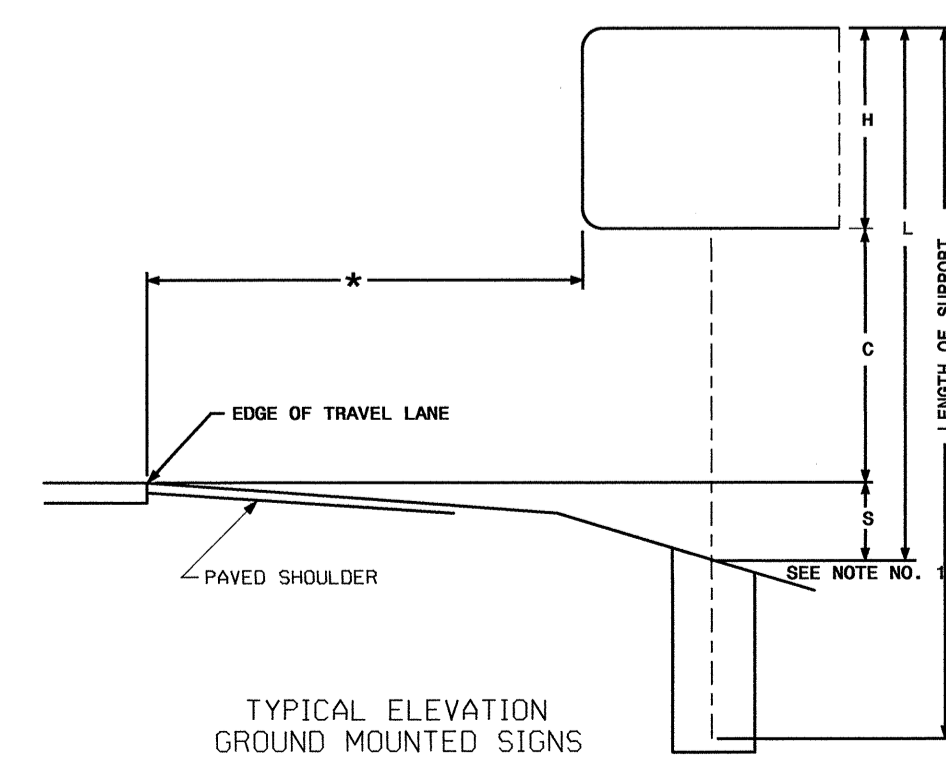


TIP NO. U-3324	SHEET NO. SIGN-2
APPROVED: <i>RW7</i>	
DATE: 6/5/12	
SEAL	

SIGN NO.	SIGN TYPE	SIGN SIZE (in. w x h)	ROADWAY STATION	NO. OF SUP.	BEAM SECTION	SUPPORT TYPE BA or S	ATTACH METHOD	MOUNTING METHOD	HORIZ. CLR. (ft.)	LENGTH (ft)			LEFT SUPPORT (ft)			CENTER SUPPORT (ft)			RIGHT SUPPORT (ft)			FOOTING DIAMETER (ft.)	FOOTING DEPTH (ft.)	B/A SUPPORT WEIGHTS (lbs.)	SIMPLE SUPPORT WEIGHTS (lbs.)	REINF. FTGS. (c.y.)	PLAIN FTGS. (c.y.)	FIELD VERIFIED SEE NOTE 2 (mm/dd/yy)																	
										SNS	HT	MTG HT	EMBED-MENT	S	L	TOTAL LENGTH	S	L	TOTAL LENGTH	S	L								TOTAL LENGTH																
101	A	192 X78	59+00 -L-	2	W6x12	BA	N/A	N/A	18.00	6.50	7.00	5	1.29	14.79	19.79	0.00	0.00	0.00	1.62	15.12	20.12	1.5	5.5	564.28	0.00	0.72	0.00																		
201	A	72 X60	24+65 -L-RT	2	S3x5.7	BA	N/A	N/A	△	5.00	7.00	3.5	0.50	12.50	16.00	0.00	0.00	0.00	0.50	12.50	16.00	1	4	217.93	0.00	0.00	0.23																		
202	A	72 X60	41+03 -L- -RT	2	S3x5.7	BA	N/A	N/A	△	5.00	7.00	3.5	0.50	12.50	16.00	0.00	0.00	0.00	0.50	12.50	16.00	1	4	217.93	0.00	0.00	0.23																		
203	A	72 X60	13+83 -Y6RPA-	2	S3x5.7	BA	N/A	N/A	△	5.00	7.00	3.5	0.50	12.50	16.00	0.00	0.00	0.00	0.50	12.50	16.00	1	4	217.93	0.00	0.00	0.23																		
																						TOTAL	1218.07	TOTAL	0.00	TOTAL	0.72	TOTAL	0.69																
USE:																						1219	0	1	1																				


NOTES

- DIMENSION "S" REPRESENTS AN INCREASE (+), OR A DECREASE (-) IN POLE LENGTH, RELATIVE TO THE ELEVATION OF THE EDGE OF PAVEMENT.
- FIELD VERIFICATIONS SHALL BE REQUIRED FOR ALL SUPPORTS, SEE (*) ARTICLE 903-3. FABRICATORS SHALL BE AISC CERTIFIED IN CATEGORY 1, SEE (*) ARTICLE 1072-1. (*) = N.C.D.O.T. STANDARD SPECIFICATIONS FOR ROADS AND STRUCTURES
- PLAN LOCATIONS FOR EXISTING UTILITIES ARE BASED ON THE BEST AVAILABLE INFORMATION AND, THEREFORE MAY NOT BE PRECISELY ACCURATE. THEREFORE, IT IS INCUMBENT UPON THE CONTRACTOR TO DETERMINE THE EXACT LOCATION OF UTILITIES BEFORE BEGINNING WORK IN A LOCATION.



TYPE "A" AND TYPE "B" GROUND MOUNTED SIGNS

04-JUN-2012 14:27
 P:\TIP\Projects\U3324\Traffic\Signing\CADD\Signing Layout Plans\U-3324_Titlesheet.dgn
 sjohns AT TEL247957

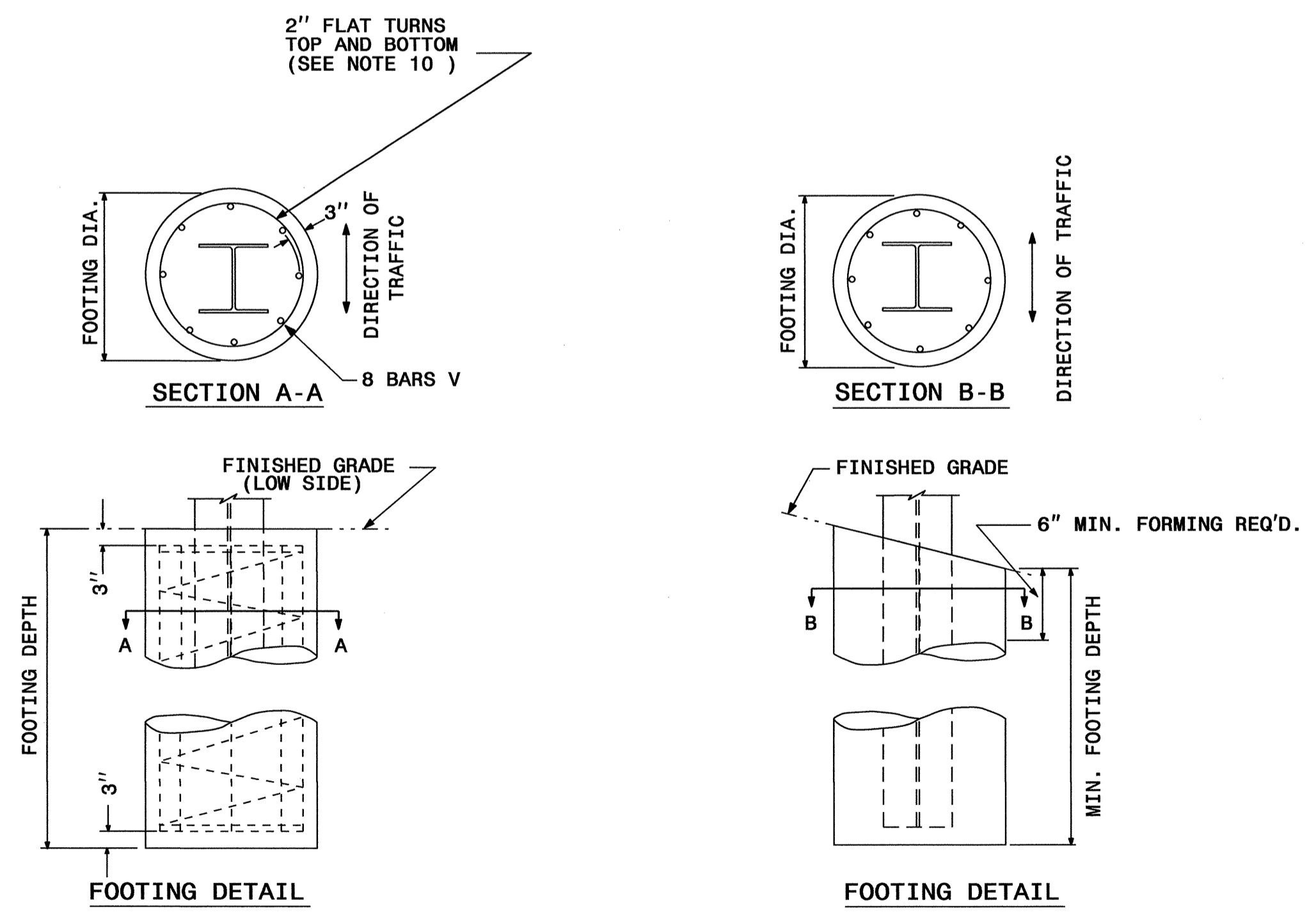
TIP NO. U-3324	SHEET NO. SIGN-2A
APPROVED: <i>[Signature]</i>	
DATE: 6/5/12	
SEAL	
	

STATE OF
NORTH CAROLINA
DEPT. OF TRANSPORTATION
DIVISION OF HIGHWAYS
RALEIGH, N.C.

ENGLISH DETAIL DRAWING FOR
GROUND MOUNTED SIGN SUPPORTS

SHEET 2 OF 3
903D10

BEAM SHAPE	SLIP BASE PLATE DATA								KEEPER PLATE DATA								HINGE CONNECTION DATA								BREAK AWAY SUPPORT WEIGHT CONSTANT LBS.	
	BOLT SIZE	A ₁	B ₁	C ₁	D ₁	E ₁	T ₁	R ₁	A ₂	B ₂	C ₂	D ₂	E ₂	R ₂	T ₂	BOLT SIZE	F	G	H	I	J	K	L	R ₃		T ₃
S3X5.7	1/2"DIA. X 3"	7"	4"	1"	3/4"	2 1/2"	1"	9/32"	7"	4"	1"	3/4"	2 1/2"	9/32"	28 GAUGE	1/2"DIA. X 1 1/4"	2 1/4"	3 1/2"	4"	1/2"	1"	1/2"	2"	9/32"	3/8"	18
S4X7.7	1/2"DIA. X 3"	8"	4"	1"	3/4"	2 1/2"	1"	9/32"	8"	4"	1"	3/4"	2 1/2"	9/32"	28 GAUGE	1/2"DIA. X 1 1/4"	2 5/8"	3 1/2"	4"	1/2"	1"	1/2"	2"	9/32"	3/8"	20
W6X9	1/2"DIA. X 3"	10"	5"	1"	3/4"	3 1/2"	1"	9/32"	10"	5"	1"	3/4"	3 1/2"	9/32"	28 GAUGE	1/2"DIA. X 1 1/4"	4"	3 1/2"	4"	3/4"	1"	1/2"	2"	9/32"	3/8"	32
W6X12	5/8"DIA. X 3 3/4"	11"	5"	1 1/4"	7/8"	3 1/4"	1 1/4"	1 1/32"	11"	5"	1 1/4"	7/8"	3 1/4"	1 1/32"	28 GAUGE	5/8"DIA. X 2 1/4"	4"	4"	4 1/2"	3/4"	1 1/8"	5/8"	2 1/4"	1 1/32"	3/8"	39
W6X16	5/8"DIA. X 3 3/4"	12"	6"	1 1/4"	7/8"	4 1/4"	1 1/2"	1 1/32"	12"	6"	1 1/4"	7/8"	4 1/4"	1 1/32"	28 GAUGE	5/8"DIA. X 2 1/2"	4"	4"	4 1/2"	3/4"	1 1/8"	5/8"	2 1/4"	1 1/32"	1/2"	47
W8X18	5/8"DIA. X 4 1/4"	13 1/2"	6 1/2"	1 1/4"	7/8"	4 3/4"	1 1/2"	1 1/32"	13 1/2"	6 1/2"	1 1/4"	7/8"	4 3/4"	1 1/32"	28 GAUGE	5/8"DIA. X 2 1/2"	5 1/4"	4"	4 1/2"	1"	1 1/8"	5/8"	2 1/4"	1 1/32"	1/2"	70
W8X21	3/4"DIA. X 4 1/4"	14"	7"	1 1/2"	1"	5"	1 1/2"	1 1/32"	14"	7"	1 1/2"	1"	5"	1 1/32"	28 GAUGE	3/4"DIA. X 2 3/4"	5 1/4"	6"	7"	1"	1 3/4"	3/4"	3 1/2"	1 1/32"	1/2"	73
W10X22	3/4"DIA. X 4 1/4"	16"	8"	1 1/2"	1"	6"	1 1/2"	1 1/32"	16"	8"	1 1/2"	1"	6"	1 1/32"	28 GAUGE	3/4"DIA. X 2 3/4"	5 3/4"	6"	7"	1"	1 3/4"	3/4"	3 1/2"	1 1/32"	1/2"	119
W10X26	3/4"DIA. X 4 3/4"	16 1/2"	8"	1 1/2"	1"	6"	1 3/4"	1 1/32"	16 1/2"	8"	1 1/2"	1"	6"	1 1/32"	28 GAUGE	3/4"DIA. X 2 3/4"	5 3/4"	6"	7"	1"	1 3/4"	3/4"	3 1/2"	1 1/32"	5/8"	140
W12X26	3/4"DIA. X 4 3/4"	18 1/2"	9"	1 1/2"	1"	7"	1 3/4"	1 1/32"	18 1/2"	9"	1 1/2"	1"	7"	1 1/32"	28 GAUGE	3/4"DIA. X 2 3/4"	6 1/2"	6"	7"	1"	1 3/4"	3/4"	3 1/2"	1 1/32"	5/8"	176
W14X30	1"DIA. X 5"	22"	9"	2"	1 1/2"	6"	2"	1 1/32"	22"	9"	2"	1 1/2"	6"	1 1/32"	28 GAUGE	1"DIA. X 3"	6 3/4"	7"	8"	1 1/4"	2"	1"	4"	1 1/32"	5/8"	205
W16X31	1"DIA. X 5"	24"	9"	2"	1 1/2"	6"	2"	1 1/32"	24"	9"	2"	1 1/2"	6"	1 1/32"	28 GAUGE	1"DIA. X 3 1/4"	5 1/2"	7"	8"	1 1/4"	2"	1"	4"	1 1/32"	3/4"	223
W18X35	1"DIA. X 5"	25"	9"	2"	1 1/2"	6"	2"	1 1/32"	25"	9"	2"	1 1/2"	6"	1 1/32"	28 GAUGE	1"DIA. X 3 1/4"	6"	7"	8"	1 1/4"	2"	1"	4"	1 1/32"	3/4"	243
W18X40	1"DIA. X 5 1/2"	26"	9"	2"	1 1/2"	6"	2 1/4"	1 1/32"	26"	9"	2"	1 1/2"	6"	1 1/32"	28 GAUGE	1"DIA. X 3 3/4"	6"	7"	8"	1 1/4"	2"	1"	4"	1 1/32"	7/8"	278
W21X44	1"DIA. X 5 1/2"	29"	9"	2"	1 1/2"	6"	2 1/2"	1 1/32"	29"	9"	2"	1 1/2"	6"	1 1/32"	28 GAUGE	1"DIA. X 3 3/4"	6 1/2"	7"	8"	1 1/4"	2"	1"	4"	1 1/32"	7/8"	310



FOUNDATION DATA *		
FOOTING DIAMETER	REINFORCEMENT	SPIRAL BAR
1' 6"	8 # 6 BARS	#3 BAR, 6" PITCH
2'	8 # 7 BARS	#3 BAR, 6" PITCH
2' 6"	8 # 9 BARS	#3 BAR, 6" PITCH
3'	8 # 11 BARS	#3 BAR, 6" PITCH
3' 6"	8 # 12 BARS	#3 BAR, 6" PITCH
4'	8 # 14 BARS	#3 BAR, 6" PITCH


* FOUNDATION DIMENSIONS ARE SHOWN IN PLANS

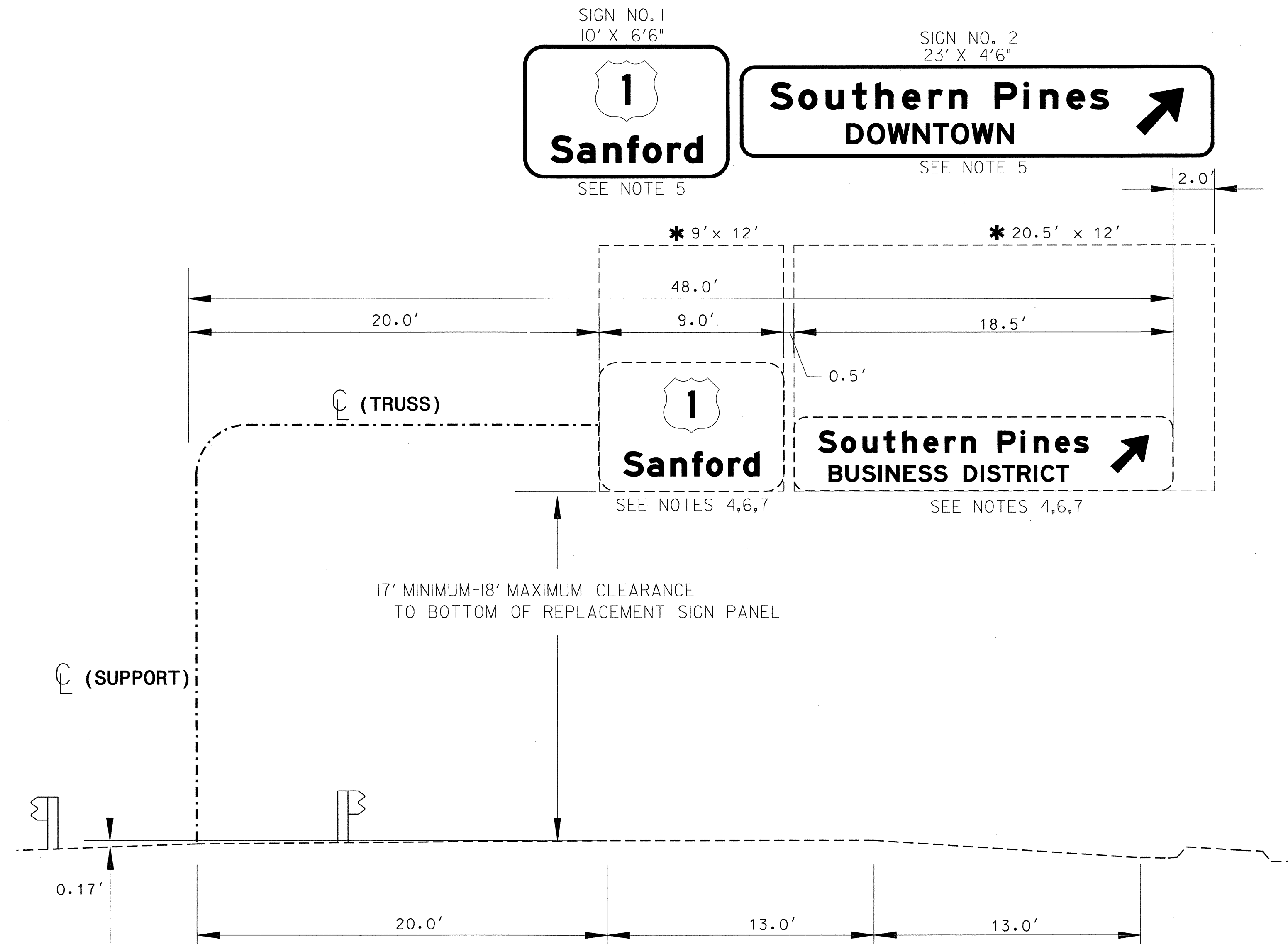
STATE OF
NORTH CAROLINA
DEPT. OF TRANSPORTATION
DIVISION OF HIGHWAYS
RALEIGH, N.C.

ENGLISH DETAIL DRAWING FOR
GROUND MOUNTED SIGN SUPPORTS

SHEET 2 OF 3
903D10

**REVISED SIGNING
ROADWAY STANDARD DRAWING**

STATE	PROJECT NO.	SHEET NO.	TOTAL SHTS.
N.C.	U-3324	SIGN-3	
APPROVED: <i>R.W.K.</i>			
DATE: 6/5/12			
SEAL			
			




NOTES:

- MOUNT SIGNS VERTICALLY CENTERED ON HORIZONTAL MEMBER OF STRUCTURE.
- SIGN HANGERS AND ATTACHMENT HARDWARE SHALL BE PROVIDED AND INSTALLED ON THE ASSEMBLY TO ACCOMMODATE ALL REPLACEMENT SIGNS SHOWN IN THIS PLAN SHEET.

EXISTING
OVERHEAD SIGN ASSEMBLY
AT STA. 22+12 -L- RT

TIP NO. U-3324	SHEET NO. SIGN-4
APPROVED: <i>R.W.K.</i>	
DATE: 6/5/12	
SEAL	



SIGN NUMBER: 1
TYPE: A
QUANTITY: 1
SIGN WIDTH: 10'-0"
HEIGHT: 6'-6"
TOTAL AREA: 65.0 Sq.Ft.
BORDER TYPE: FLUSH
RECESS: 0"
WIDTH: 2"
RADII: 12"
NO. Z BARS: 2
LENGTH: 112.0

BACKG COLOR: Green
COPY COLOR: White

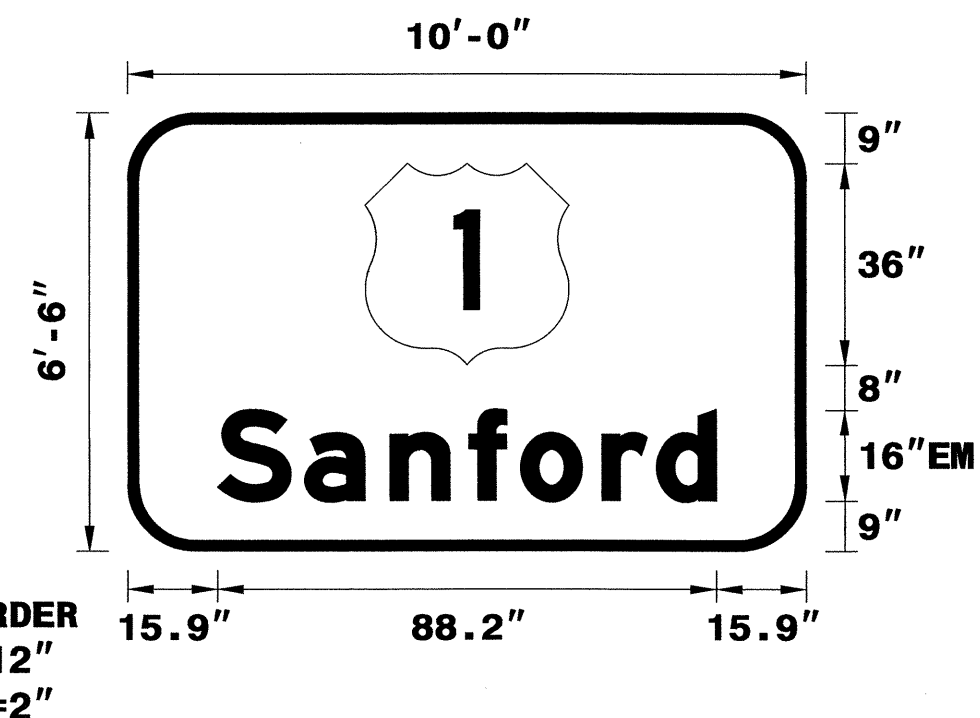
SYMBOL	X	Y	WID	HT
M1_4	42	33	36	36

MAT'L: 0.125" (3.2 mm) ALUMINUM

DESIGN BY: SJOHNS
PROJECT ID: U-3324

CHECKED BY: SBKUNZ
DIV: 8

DATE: May 30, 2012



BORDER R=12" TH=2"

Spacing Factor is 0.7 unless specified otherwise

LETTER POSITIONS

Letter spacings are to start of next letter

S a n f o r d											Series/Size
											Text Length
15.9	15.4	15	13.9	9.2	14.4	9.7	10.6	15.9			EM 2000
											88.2

FILENAME: U-3324_SgnDesigns NORTH CAROLINA D.O.T. SIGN DETAIL

SIGN NUMBER: 2
TYPE: A
QUANTITY: 1
SIGN WIDTH: 23'-0"
HEIGHT: 4'-6"
TOTAL AREA: 103.5 Sq.Ft.
BORDER TYPE: FLUSH
RECESS: 0"
WIDTH: 2"
RADII: 9"
NO. Z BARS: 2
LENGTH: 268.0

BACKG COLOR: Green
COPY COLOR: White


SYMBOL	X	Y	WID	HT
AR_Type A	230.5	13	22.4	35.3

MAT'L: 0.125" (3.2 mm) ALUMINUM

DESIGN BY: SJOHNS
PROJECT ID: U-3324

CHECKED BY: SBKUNZ
DIV: 8

DATE: May 22, 2012



BORDER R=9" TH=2"

Spacing Factor is 1 unless specified otherwise

LETTER POSITIONS


Letter spacings are to start of next letter

S o u t h e r n P i n e s														Series/Size		
														Text Length		
17.7	16.5	15.8	15.4	13.4	15.5	15.5	11.8	10.6	16	16.8	9.6	15.5	13.8	10.6	61.5	EM 2000
																196.8
D O W N T O W N														Series/Size		
														Text Length		
62	12.1	11.8	14.8	11.8	10.7	11.8	14.8	9.7	116.6							E 2000
																97.3

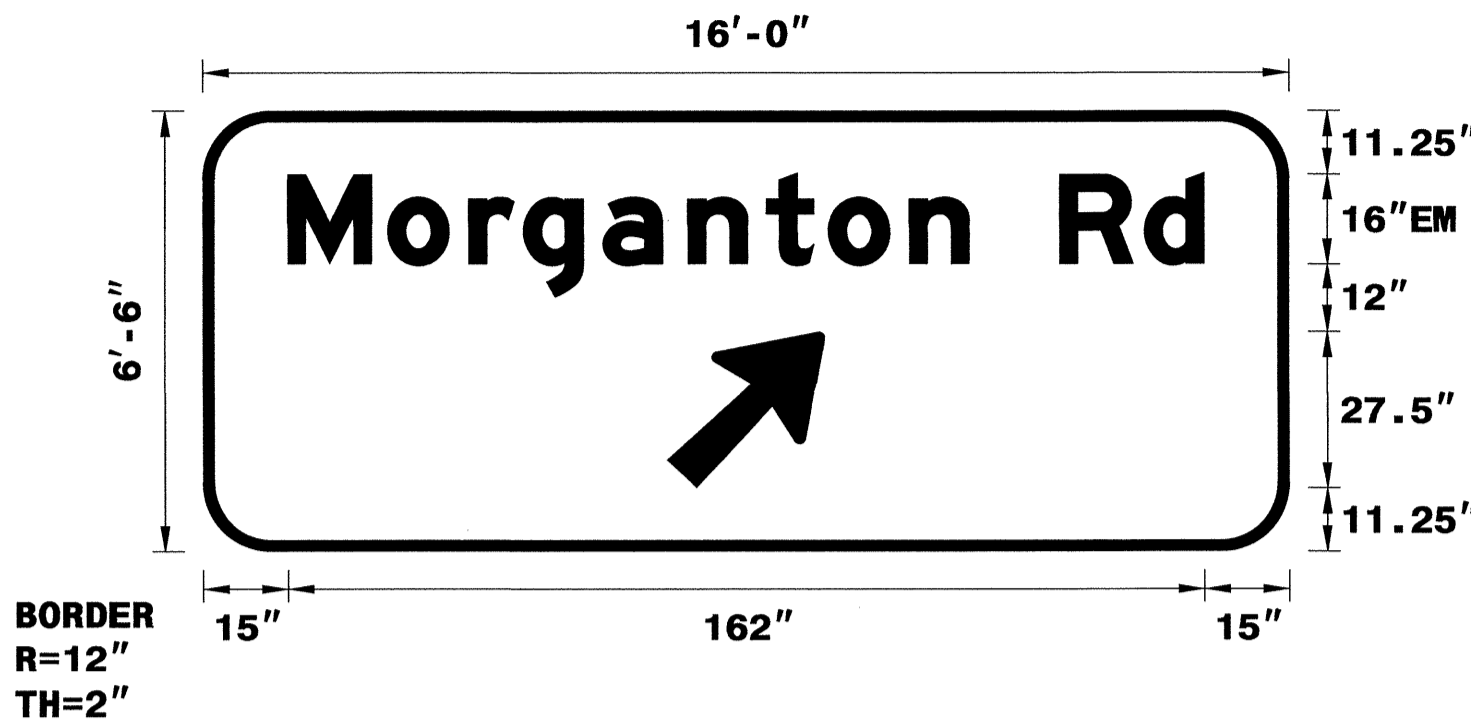
FILENAME: U-3324_SgnDesigns NORTH CAROLINA D.O.T. SIGN DETAIL

**TYPE "A" & "B" SIGNS
(OVERHEAD)**

04-JUN-2012 16:06
 P:\TIP\CO\DESIGN\U-3324\Traffic\Signing\CADD\Sgn Designs\U-3324_SgnDesigns.dgn
 SJOHNS AT 15:27:57

TIP NO. U-3324	SHEET NO. SIGN-4A
APPROVED: <i>[Signature]</i>	
DATE: 6/5/12	
	

SIGN NUMBER: 101 TYPE: A QUANTITY: 1 SIGN WIDTH: 16'-0" HEIGHT: 6'-6" TOTAL AREA: 104.0 Sq.Ft.	BACKG COLOR: Green COPY COLOR: White SYMBOL X Y WID HT AR_Type A 82.1 11.1 22.4 35.3	DESIGN BY: SJOHNS PROJECT ID: U-3324	CHECKED BY: SBKUNZ DIV: 8	DATE: May 22, 2012
---	---	---	------------------------------	--------------------



BORDER R=12" TH=2"

Spacing Factor is 0.7 unless specified otherwise

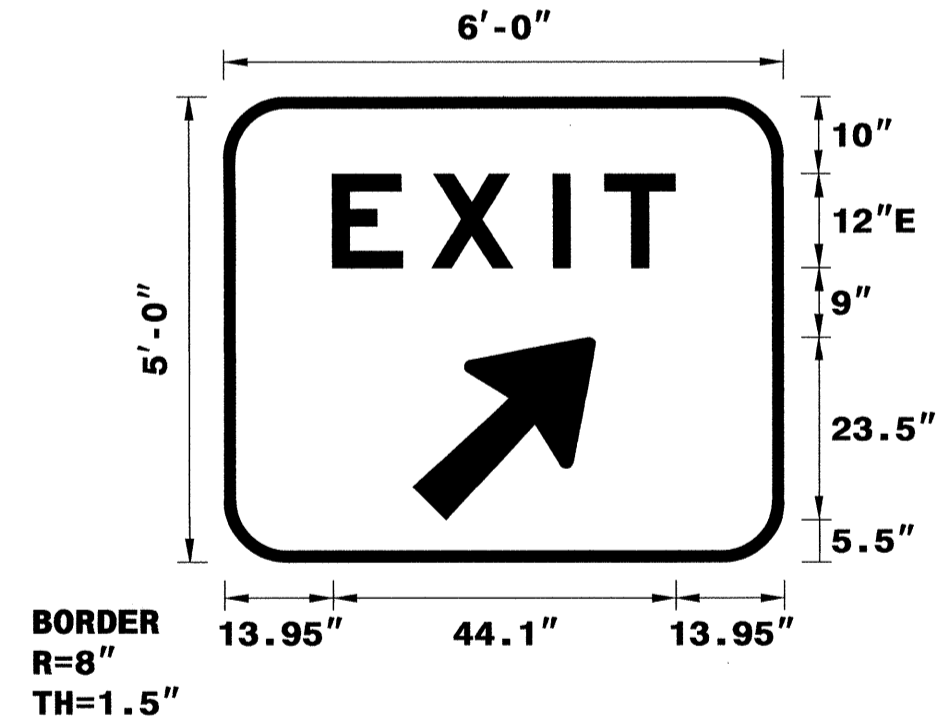
LETTER POSITIONS

Letter spacings are to start of next letter

	M	O	R	G	A	N	T	O	N	R	D		Series/Size Text Length		
	15	17.7	14.4	9.7	14	15	13.9	10.9	14.4	10.6	16	15	10.6	15	EM 2000 162

FILENAME: U-3324_SgnDesigns NORTH CAROLINA D.O.T. SIGN DETAIL

SIGN NUMBER: 201,202,203 TYPE: A QUANTITY: 3 SIGN WIDTH: 6'-0" HEIGHT: 5'-0" TOTAL AREA: 30.0 Sq.Ft.	BACKG COLOR: Green COPY COLOR: White SYMBOL X Y WID HT AR_Type A 24.3 5.5 19 29.8	DESIGN BY: SJOHNS PROJECT ID: U-3324	CHECKED BY: SBKUNZ DIV: 8	DATE: May 29, 2012
---	--	---	------------------------------	--------------------



BORDER R=8" TH=1.5"

Spacing Factor is 1 unless specified otherwise

LETTER POSITIONS


Letter spacings are to start of next letter

	E	X	I	T		Series/Size Text Length	
	14	12.7	15.7	6.6	9	14	E 2000 44.1

FILENAME: U-3324_SgnDesigns NORTH CAROLINA D.O.T. SIGN DETAIL

**TYPE "A" & "B" SIGNS
(GROUND MOUNTED)**

04-JUN-2012 14:40
 P:\TIP\Projects\U-3324\Traffic\Sign\GADD\Sign Designs\U-3324_SgnDesigns.dgn
 s.johns AT 12:47:05

TIP NO. U-3324	SHEET NO. SIGN-4B
APPROVED: <i>[Signature]</i>	
DATE: 6/5/12	
SEAL	
	

SIGN NUMBER: 301 BACKG COLOR: Green
 TYPE: D COPY COLOR: White
 QUANTITY: 1

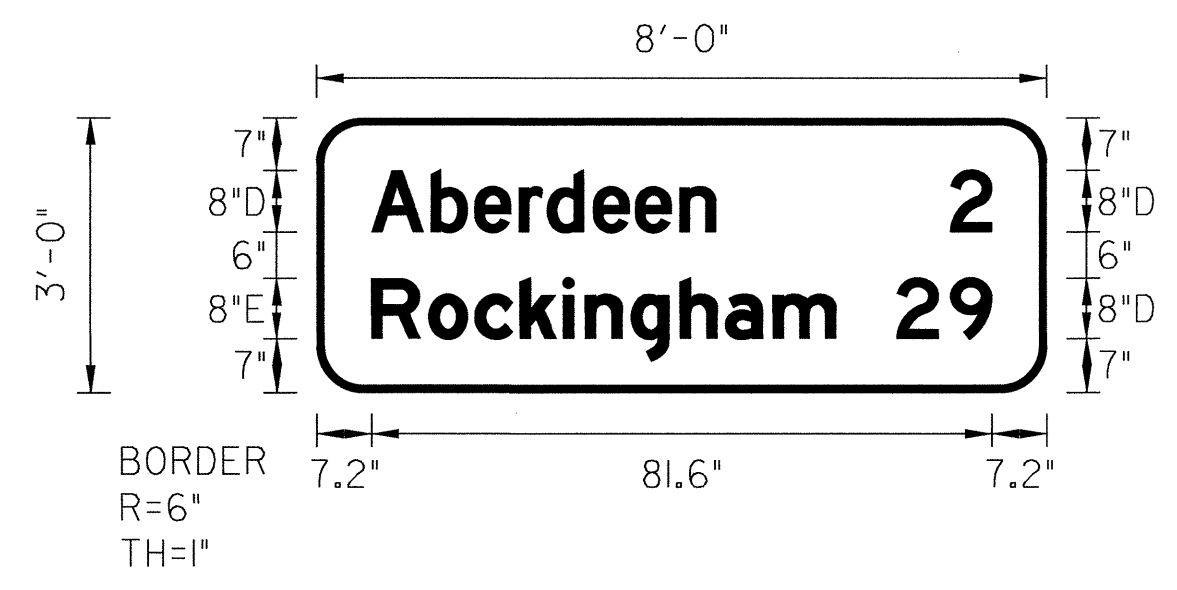
SYMBOL	X	Y	WID	HT

SIGN WIDTH: 8'-0"
 HEIGHT: 3'-0"
 TOTAL AREA: 24.0 Sq.Ft.

BORDER TYPE: FLUSH
 RECESS: 0"
 WIDTH: 1"
 RADII: 6"

NO. Z BARS: MAT'L: 0.125" (3.2 mm) ALUMINUM
 LENGTH:

DESIGN BY: S.JOHNS CHECKED BY: SBKUNZ DATE: Apr 19, 2012
 PROJECT ID: U-3324 DIV: 8



USE NOTES: 1,2

- Legend and border(except those that are colored black) shall be direct applied Grade C sheeting.
- Background shall be Grade C reflective sheeting.

Spacing Factor is 1 unless specified otherwise

LETTER POSITIONS

Letter spacings are to start of next letter

Series/Size	Text Length
D 2000	45.3
D 2000	5.4
E 2000	61.1
D 2000	12.5

FILENAME: U-3324_Sgn_SGN NORTH CAROLINA D.O.T. SIGN DETAIL

SIGN NUMBER: 303 BACKG COLOR: Green / Green
 TYPE: D COPY COLOR: White
 QUANTITY: 1

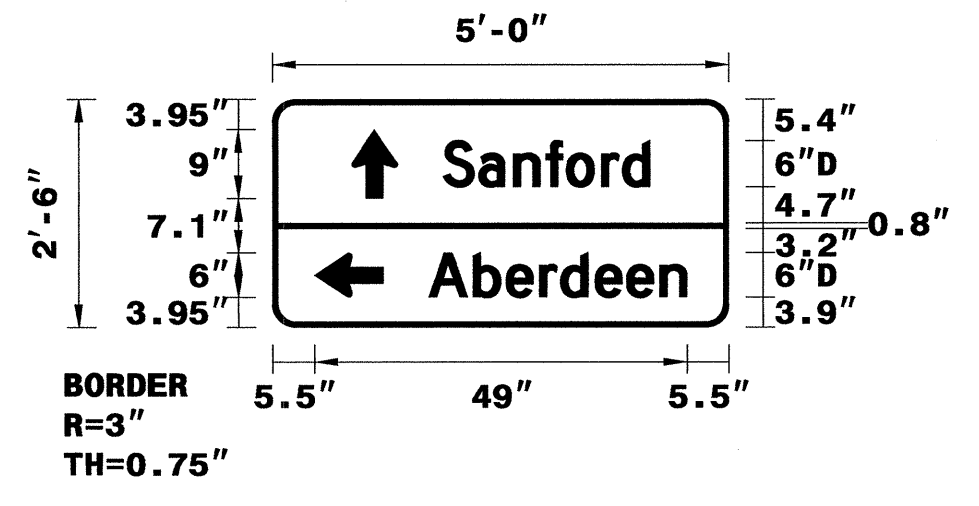
SYMBOL	X	Y	WID	HT
AR_Type D	10.4	17.1	6	9
AR_Type D	5.5	3.9	6	9

SIGN WIDTH: 5'-0"
 HEIGHT: 2'-6"
 TOTAL AREA: 12.5 Sq.Ft.

BORDER TYPE: FLUSH
 RECESS: 0"
 WIDTH: 0.75"
 RADII: 3"

NO. Z BARS: MAT'L: 0.125" (3.2 mm) ALUMINUM
 LENGTH:

DESIGN BY: S.JOHNS CHECKED BY: SBKUNZ DATE: May 15, 2012
 PROJECT ID: U-3324 DIV: 8



USE NOTES: 1,2

- Legend and border(except those that are colored black) shall be direct applied Grade C sheeting.
- Background shall be Grade C reflective sheeting.

Spacing Factor is 1 unless specified otherwise

LETTER POSITIONS

Letter spacings are to start of next letter

Series/Size	Text Length
D 2000	27.2
D 2000	34

FILENAME: U-3324_SgnDesigns NORTH CAROLINA D.O.T. SIGN DETAIL

SIGN NUMBER: 302 BACKG COLOR: Green
 TYPE: D COPY COLOR: White
 QUANTITY: 1

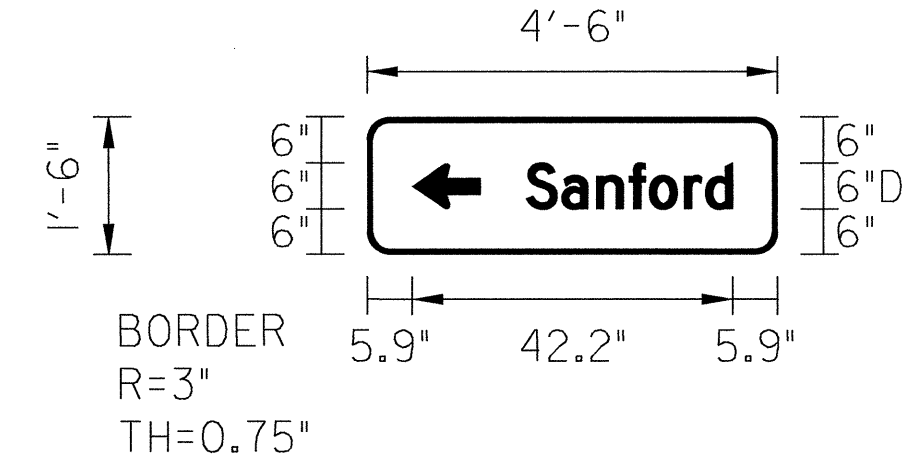
SYMBOL	X	Y	WID	HT
AR_Type D	5.9	6	6	9

SIGN WIDTH: 4'-6"
 HEIGHT: 1'-6"
 TOTAL AREA: 6.8 Sq.Ft.

BORDER TYPE: FLUSH
 RECESS: 0"
 WIDTH: 0.75"
 RADII: 3"

NO. Z BARS: MAT'L: 0.125" (3.2 mm) ALUMINUM
 LENGTH:

DESIGN BY: S.JOHNS CHECKED BY: SBKUNZ DATE: May 15, 2012
 PROJECT ID: U-3324 DIV: 8



USE NOTES: 1,2

- Legend and border(except those that are colored black) shall be direct applied Grade C sheeting.
- Background shall be Grade C reflective sheeting.

Spacing Factor is 1 unless specified otherwise

LETTER POSITIONS

Letter spacings are to start of next letter

Series/Size	Text Length
D 2000	27.2

FILENAME: U-3324_SgnDesigns NORTH CAROLINA D.O.T. SIGN DETAIL

TYPE "D" SIGNS

04-JUN-2012 14:39
 P:\TIP-01\Projects\U-3324-Traffic\Signing\CADD\Sign Designs\U-3324_SgnDesigns.dgn
 S.Johns
 AT 12:47:57

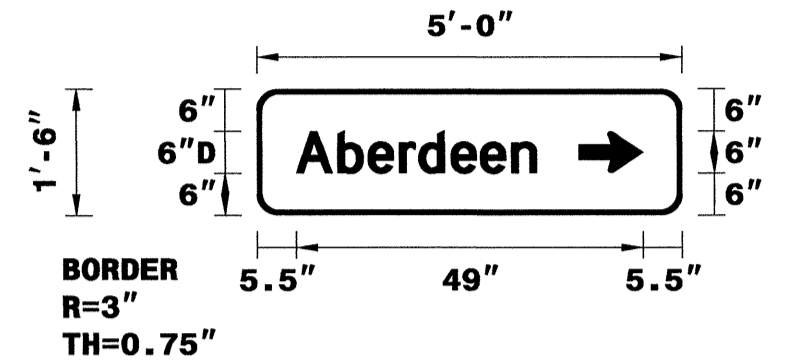
SIGN NUMBER: 304 TYPE: D QUANTITY: 1
 SIGN WIDTH: 5'-0" HEIGHT: 1'-6" TOTAL AREA: 7.5 Sq.Ft.
 BORDER TYPE: FLUSH RECESS: 0" WIDTH: 0.75" RADII: 3"
 NO. Z BARS: LENGTH:

BACKG COLOR: Green COPY COLOR: White
 SYMBOLOGY TABLE:

SYMBOL	X	Y	WID	HT
AR_Type D	45.5	6	6	9

 MAT'L: 0.125" (3.2 mm) ALUMINUM

DESIGN BY: SJOHNS CHECKED BY: SBKUNZ DATE: May 15, 2012
 PROJECT ID: U-3324 DIV: 8



USE NOTES: 1,2
 1. Legend and border(except those that are colored black) shall be direct applied Grade C sheeting.
 2. Background shall be Grade C reflective sheeting.

Spacing Factor is 1 unless specified otherwise

LETTER POSITIONS

Letter spacings are to start of next letter

Series/Size	Text Length
D 2000	34

5.5 5.9 4.3 4.4 2.8 4.6 4.1 4.4 3.5 20.5

FILENAME: U-3324_SgnDesigns NORTH CAROLINA D.O.T. SIGN DETAIL

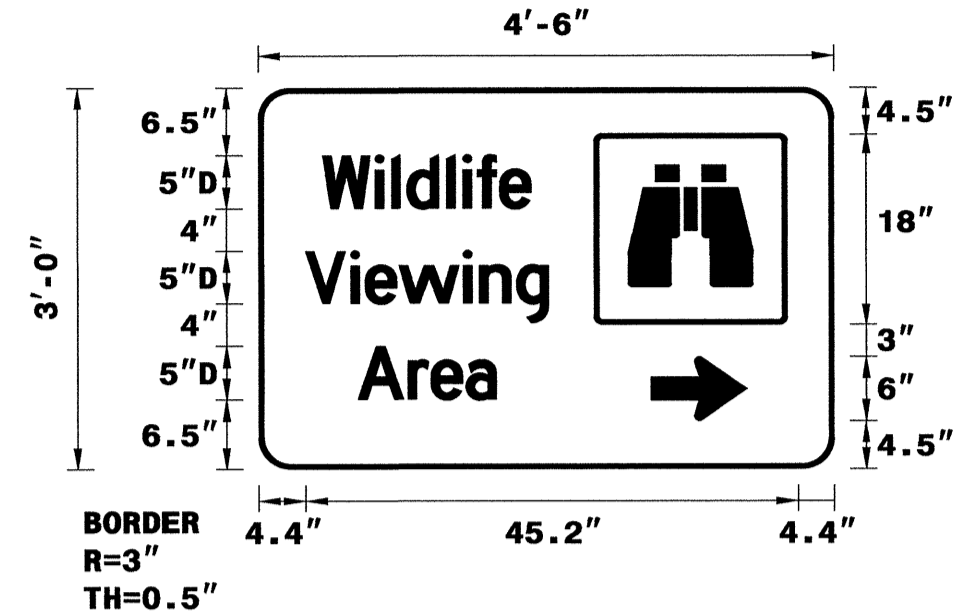
SIGN NUMBER: 306 TYPE: D QUANTITY: 1
 SIGN WIDTH: 4'-6" HEIGHT: 3'-0" TOTAL AREA: 13.5 Sq.Ft.
 BORDER TYPE: FLUSH RECESS: 0" WIDTH: 0.5" RADII: 3"
 NO. Z BARS: LENGTH:

BACKG COLOR: Brown COPY COLOR: White
 SYMBOLOGY TABLE:

SYMBOL	X	Y	WID	HT
BINOC4	31.6	13.5	18	18
AR_Type D	36.8	4.5	6	9

 MAT'L: 0.125" (3.2 mm) ALUMINUM

DESIGN BY: SJOHNS CHECKED BY: SBKUNZ DATE: May 30, 2012
 PROJECT ID: U-3324 DIV: 8



USE NOTES: 1,2
 1. Legend and border(except those that are colored black) shall be direct applied Grade C sheeting.
 2. Background shall be Grade C reflective sheeting.

Spacing Factor is 0.7 unless specified otherwise

LETTER POSITIONS

Letter spacings are to start of next letter

Series/Size	Text Length
D 2000	19.6
D 2000	22.8
D 2000	13

6 4.9 1.6 1.4 3.8 1.6 1.3 2.1 3 28.4
 4.4 4.3 1.4 3.2 6.1 1.5 3.5 3 26.8
 9.3 4.7 2.2 3.3 2.9 31.7

FILENAME: U-3324_SgnDesigns NORTH CAROLINA D.O.T. SIGN DETAIL

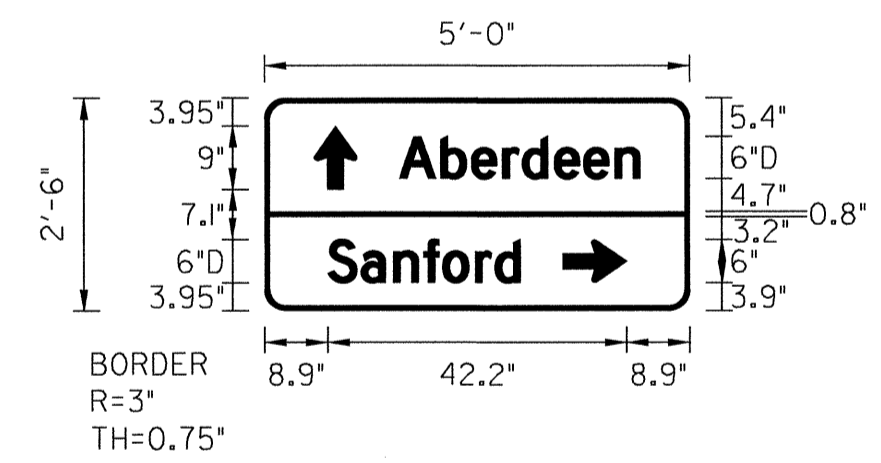
SIGN NUMBER: 305 TYPE: D QUANTITY: 1
 SIGN WIDTH: 5'-0" HEIGHT: 2'-6" TOTAL AREA: 12.5 Sq.Ft.
 BORDER TYPE: FLUSH RECESS: 0" WIDTH: 0.75" RADII: 3"
 NO. Z BARS: LENGTH:

BACKG COLOR: Green / Green COPY COLOR: White
 SYMBOLOGY TABLE:

SYMBOL	X	Y	WID	HT
AR_Type D	7	17.1	6	9
AR_Type D	42.1	3.9	6	9

 MAT'L: 0.125" (3.2 mm) ALUMINUM

DESIGN BY: SJOHNS CHECKED BY: SBKUNZ DATE: Apr 16, 2012
 PROJECT ID: U-3324 DIV: 8



USE NOTES: 1,2
 1. Legend and border(except those that are colored black) shall be direct applied Grade C sheeting.
 2. Background shall be Grade C reflective sheeting.

Spacing Factor is 1 unless specified otherwise

LETTER POSITIONS

Letter spacings are to start of next letter

Series/Size	Text Length
D 2000	34
D 2000	27.2

19 5.9 4.3 4.4 2.8 4.6 4.1 4.4 3.5 7
 8.9 4.7 4.6 4.3 2.6 4.6 2.8 3.6 23.9

FILENAME: U-3324_Sgn_SGN NORTH CAROLINA D.O.T. SIGN DETAIL

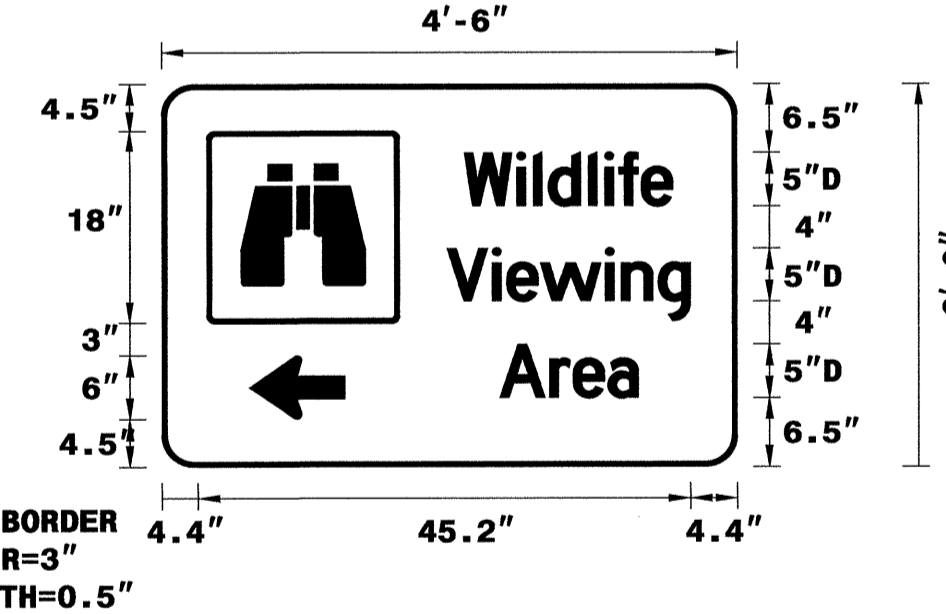
SIGN NUMBER: 307 TYPE: D QUANTITY: 1
 SIGN WIDTH: 4'-6" HEIGHT: 3'-0" TOTAL AREA: 13.5 Sq.Ft.
 BORDER TYPE: FLUSH RECESS: 0" WIDTH: 0.5" RADII: 3"
 NO. Z BARS: LENGTH:

BACKG COLOR: Brown COPY COLOR: White
 SYMBOLOGY TABLE:

SYMBOL	X	Y	WID	HT
BINOC4	4.4	13.5	18	18
AR_Type D	8.2	4.5	6	9

 MAT'L: 0.125" (3.2 mm) ALUMINUM

DESIGN BY: SJOHNS CHECKED BY: SBKUNZ DATE: May 30, 2012
 PROJECT ID: U-3324 DIV: 8



USE NOTES: 1,2
 1. Legend and border(except those that are colored black) shall be direct applied Grade C sheeting.
 2. Background shall be Grade C reflective sheeting.

Spacing Factor is 1 unless specified otherwise

LETTER POSITIONS

Letter spacings are to start of next letter

Series/Size	Text Length
D 2000	19.6
D 2000	22.8
D 2000	13


28.4 4.9 1.5 1.4 3.8 1.6 1.3 2.1 3 6
 26.8 4.3 1.4 3.2 6.1 1.5 3.5 3 4.4
 31.7 4.7 2.2 3.3 2.9 9.3

FILENAME: U-3324_SgnDesigns NORTH CAROLINA D.O.T. SIGN DETAIL


TYPE "D" SIGNS

17-JUL-2012 16:49
 P:\TIP-Proj\U-3324-Traffic\Signing\CADD\Sign_Designs\U-3324_SgnDesigns.dgn
 sjoHns - AT 1E247957

APPROVED: *R. W. King*
 DATE: 7/18/12

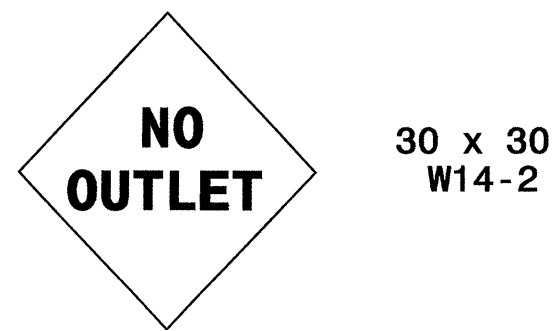


401 QUANTITY REQ'D 9



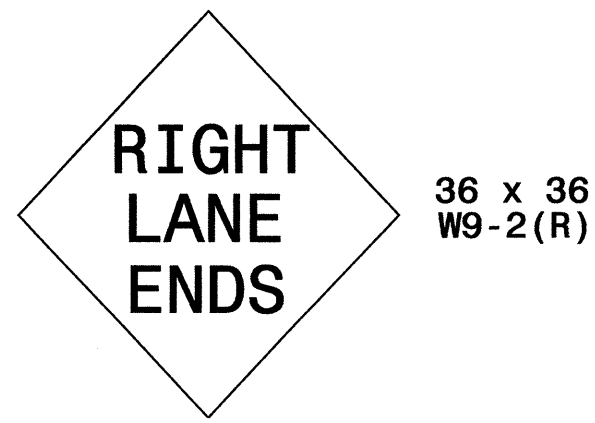
MOUNT BELOW SIGN 402
 IN 2 INSTALLATIONS
 OTHER INSTALLATIONS
 ONE "U" POST PER SIGN

406 QUANTITY REQ'D 3




TWO "U" POSTS PER SIGN

411 QUANTITY REQ'D 1



TWO "U" POSTS PER SIGN

416 QUANTITY REQ'D 2



ONE "U" POST PER SIGN

421 QUANTITY REQ'D 1



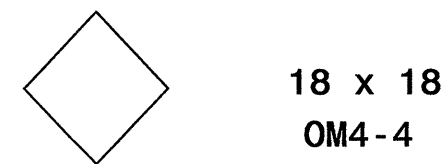
TWO "U" POSTS PER SIGN

402 QUANTITY REQ'D 2



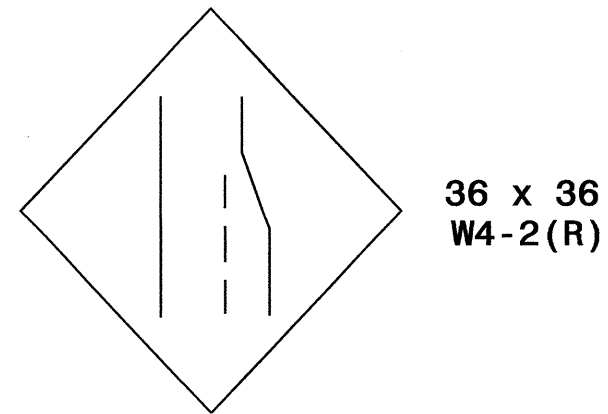
ONE "U" POST PER SIGN

407 QUANTITY REQ'D 3



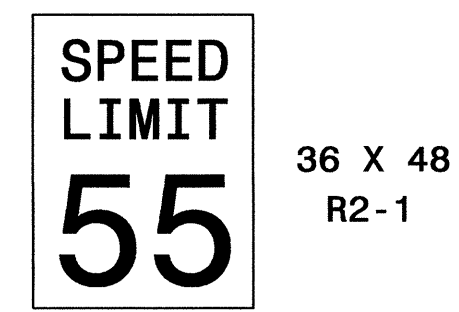
ONE "U" POST PER SIGN

412 QUANTITY REQ'D 1




TWO "U" POSTS PER SIGN

417 QUANTITY REQ'D 1



TWO "U" POSTS PER SIGN

403 QUANTITY REQ'D 1



ONE "U" POST PER SIGN

408 QUANTITY REQ'D 4



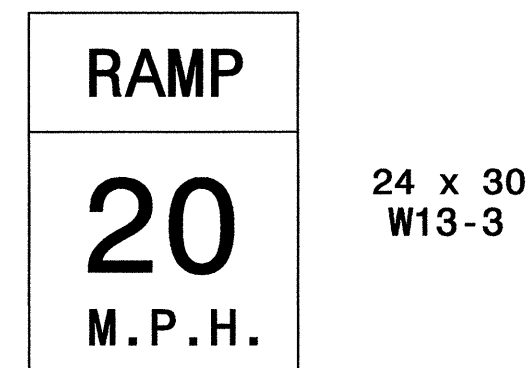
ONE "U" POST PER SIGN

413 QUANTITY REQ'D 6




ONE "U" POST PER SIGN

418 QUANTITY REQ'D 1



TWO "U" POSTS PER SIGN

404 QUANTITY REQ'D 1



ONE "U" POST PER SIGN

409 QUANTITY REQ'D 1



ONE "U" POST PER SIGN

414 QUANTITY REQ'D 4



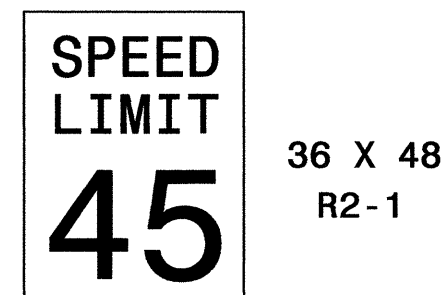
ONE "U" POST PER SIGN

419 QUANTITY REQ'D 1




MOUNT BELOW SIGN 411
 IN 1 INSTALLATIONS

405 QUANTITY REQ'D 1




TWO "U" POSTS PER SIGN

410 QUANTITY REQ'D 2



ONE "U" POST PER SIGN

415 QUANTITY REQ'D 1




TWO "U" POSTS PER SIGN

420 QUANTITY REQ'D 1




MOUNT BELOW SIGN 401
 IN 1 INSTALLATIONS

TYPE "E" SIGNS



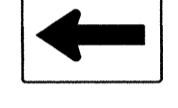



501

SOUTH 1 - 24 X 12
 1 - 24 X 24


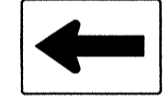
ONE "U" POST PER SIGN

502

SOUTH NORTH 2 - 24 X 12
  2 - 24 X 24
  2 - 21 X 15
LEFT LANE 1 - 24 X 24
M5-4





TWO "U" POSTS PER SIGN

503

NORTH 1 - 24 X 12
 1 - 24 X 24
 1 - 21 X 15


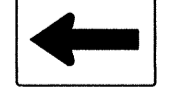
ONE "U" POST PER SIGN

504

SOUTH NORTH 2 - 24 X 12
  2 - 24 X 24
  2 - 21 X 15
RIGHT LANE 1 - 24 X 24
M5-4

MOUNT BELOW SIGN NO. 305


505

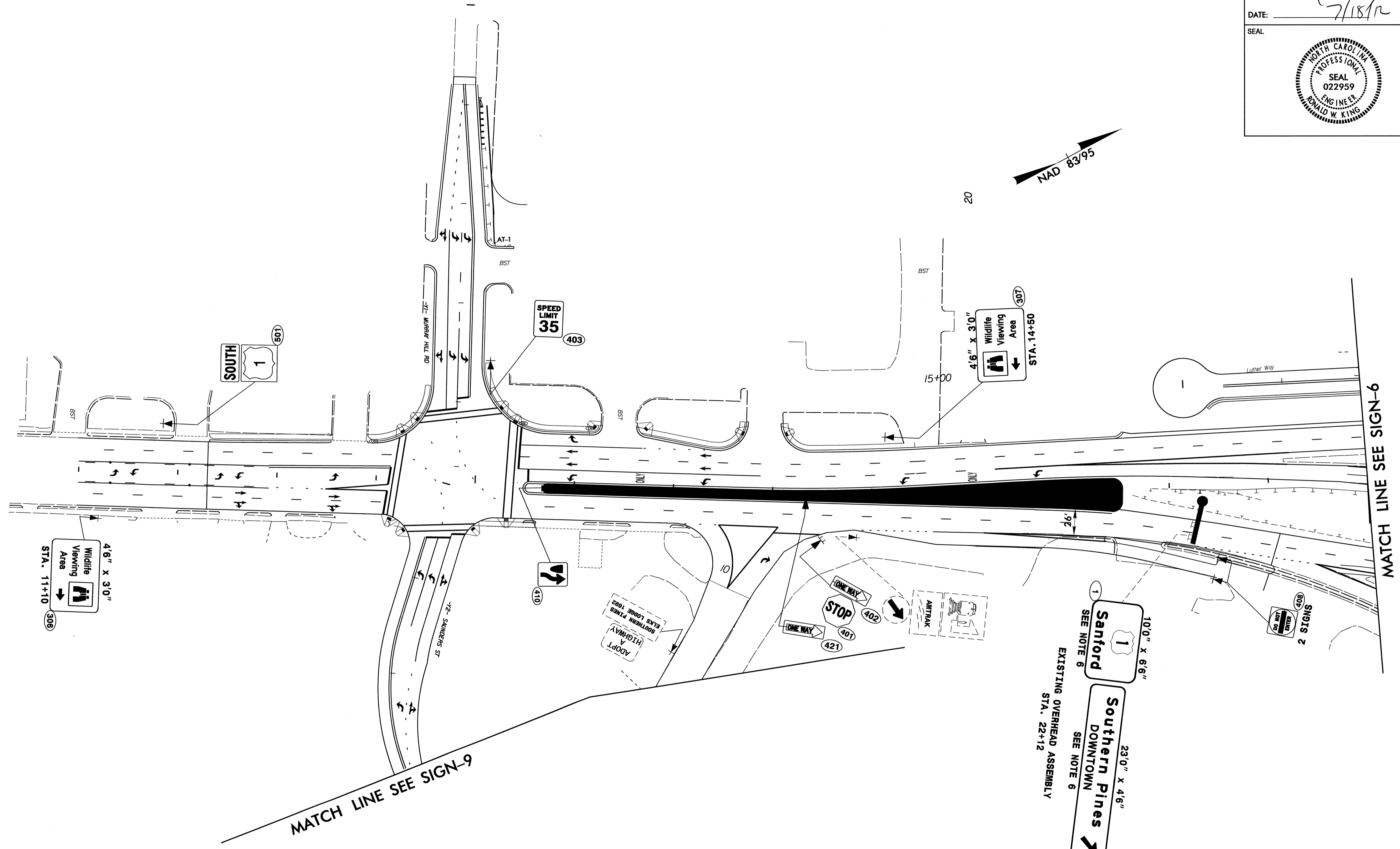
SOUTH 1 - 24 X 12
 1 - 24 X 24
 1 - 21 X 15

ONE "U" POST PER SIGN

TYPE "F" SIGNS

04-JUN-2012 16:44
 P:\TIPPs\Projects-U\3324\Traffic\Signing\CADD\Signing_Layout_Plans\U-3324_TitleSheet.dgn
 s\johns - AT - FE247957

TIP NO. U-3324	SHEET NO. SIGN-5
APPROVED: <i>[Signature]</i>	
DATE: 7/18/12	
SEAL	
	

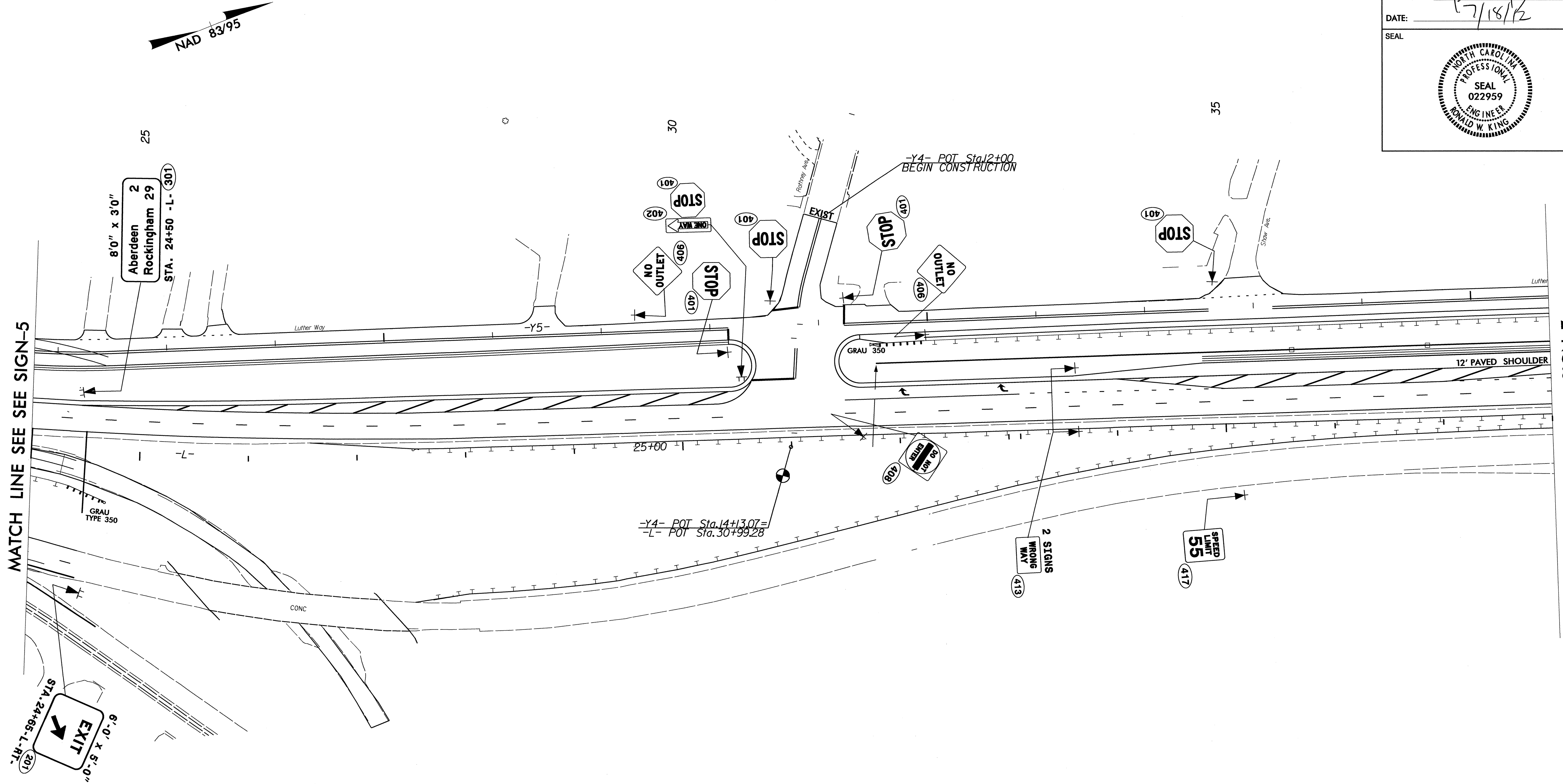


PAY ITEM NOTES

- | | |
|---|-------------------------------------|
| 1 | DISPOSAL OF SIGN SYSTEM, U-CHANNEL |
| 2 | DISPOSAL OF SUPPORT, U-CHANNEL |
| 3 | RELOCATE SIGN, TYPE D |
| 4 | DISPOSAL OF SIGN, A OR B (OVERHEAD) |
| 5 | SIGN ERECTION, TYPE A (OVERHEAD) |
| 6 | DISPOSAL OF LIGHTING SYSTEM |
| 7 | DISPOSAL OF WALKWAY |

PROPOSED SIGNS

I:\JUL-2012\1646
 P:\p\p\o\l\c\l\3324\Traffic\Signing\CADD\Signing Layout\Plans\U3324_rdy_psh_04.dgn
 s\johns - AT 12/24/95/



MATCH LINE SEE SIGN-5

MATCH LINE SEE SIGN-7


PAY ITEM NOTES

- | | |
|---|-------------------------------------|
| 1 | DISPOSAL OF SIGN SYSTEM, U-CHANNEL |
| 2 | DISPOSAL OF SUPPORT, U-CHANNEL |
| 3 | RELOCATE SIGN, TYPE D |
| 4 | DISPOSAL OF SIGN, A OR B (OVERHEAD) |
| 5 | SIGN ERECTION, TYPE A (OVERHEAD) |
| 6 | DISPOSAL OF LIGHTING SYSTEM |
| 7 | DISPOSAL OF WALKWAY |

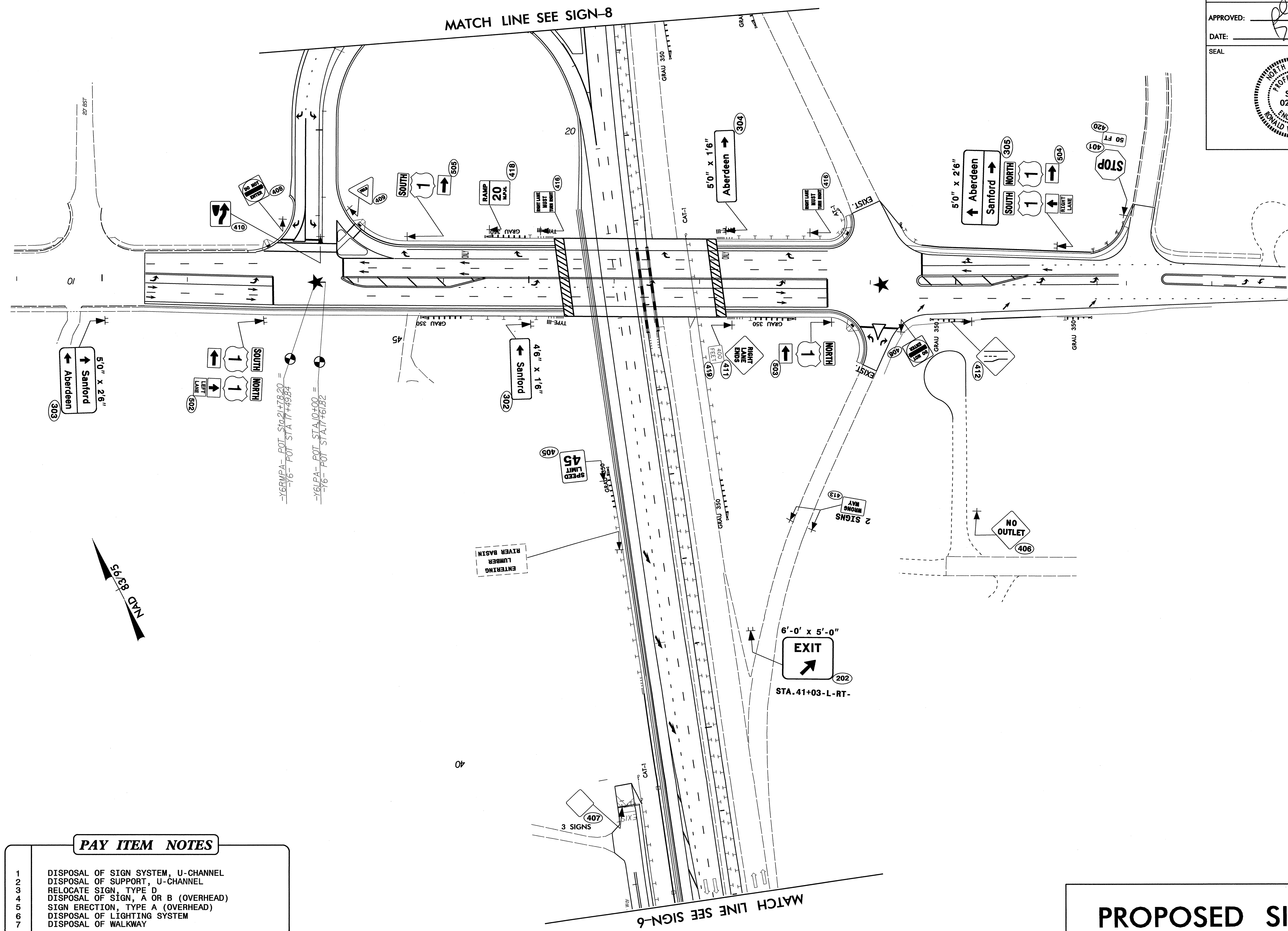
PROPOSED SIGNS

I:\JUL-2012\16445
 P:\TIP\Projects\10324\Traffic\Signing\CADD\Signing Layout Plans\3324-rdy-psh_05.dgn
 s.johns AT 11/24/12

TIP NO. U-3324	SHEET NO. SIGN-7
APPROVED: <i>RWT</i> 7/18/12	
DATE: _____	
SEAL	



RONALD W. KING
ENGINEER
SEAL 022959
NORTH CAROLINA PROFESSIONAL



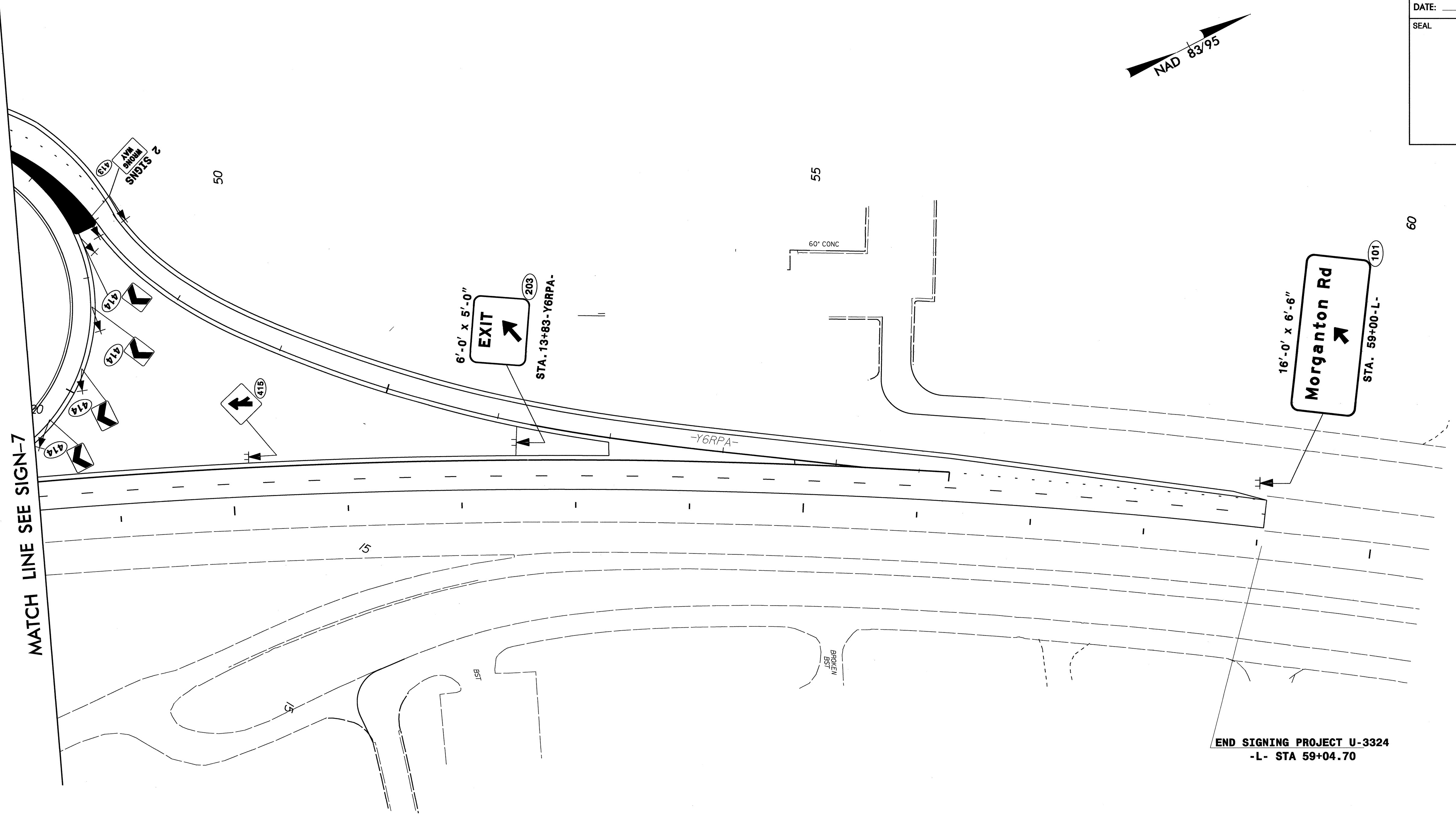

PAY ITEM NOTES

- 1 DISPOSAL OF SIGN SYSTEM, U-CHANNEL
- 2 DISPOSAL OF SUPPORT, U-CHANNEL
- 3 RELOCATE SIGN, TYPE D
- 4 DISPOSAL OF SIGN, A OR B (OVERHEAD)
- 5 SIGN ERECTION, TYPE A (OVERHEAD)
- 6 DISPOSAL OF LIGHTING SYSTEM
- 7 DISPOSAL OF WALKWAY

PROPOSED SIGNS

I:\JULY2012\16144
 P:\TipPro\03324\U3324 Traffic\Signing\CADD\Signing Layout Plans\3324_rdy_psh_06.dgn
 3/Johns AT 12/24/957

TIP NO. U-3324	SHEET NO. SIGN-8
APPROVED: <i>[Signature]</i>	
DATE: 8/5/12	
SEAL	




END SIGNING PROJECT U-3324
-L- STA 59+04.70

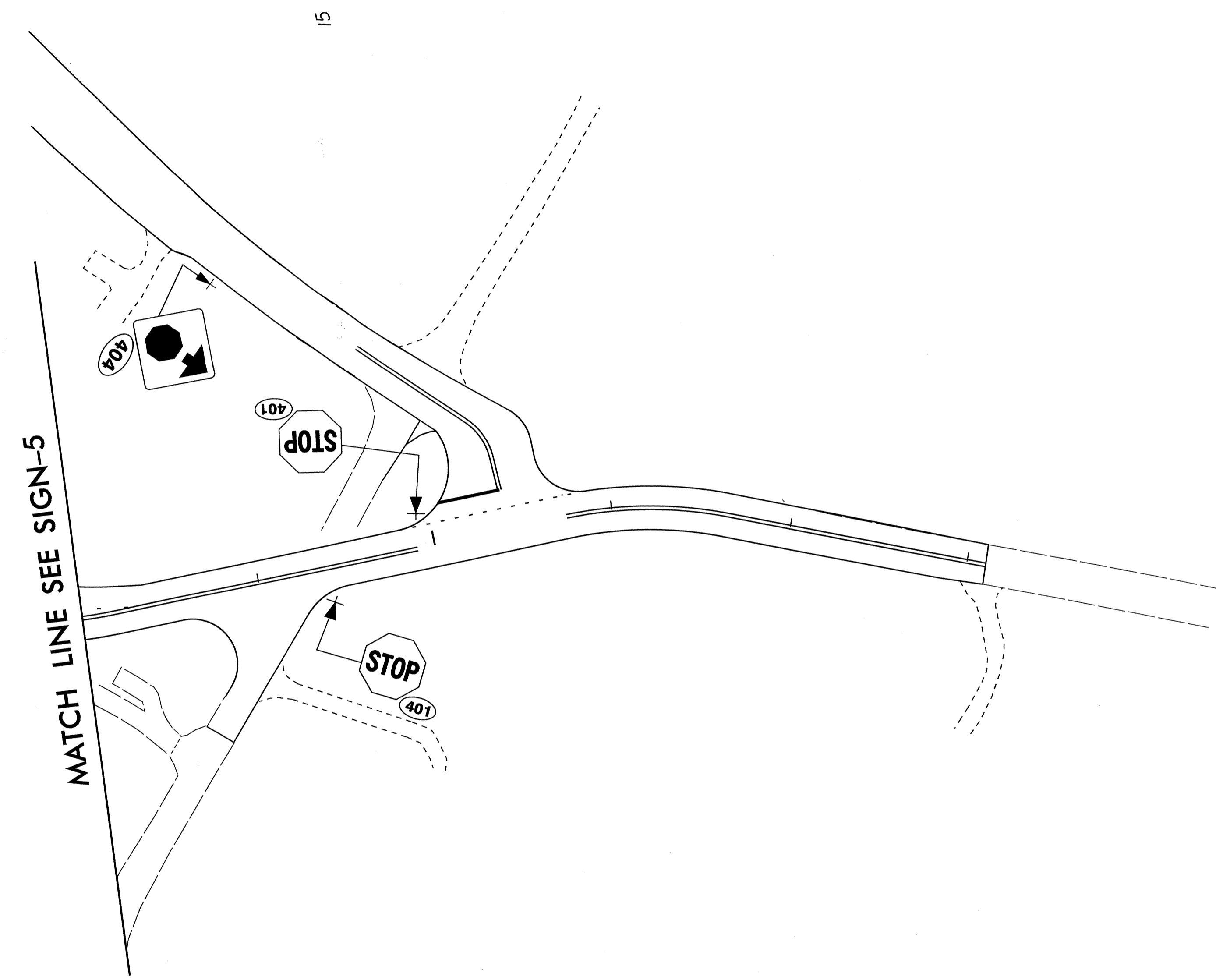

PAY ITEM NOTES

- | | |
|---|-------------------------------------|
| 1 | DISPOSAL OF SIGN SYSTEM, U-CHANNEL |
| 2 | DISPOSAL OF SUPPORT, U-CHANNEL |
| 3 | RELOCATE SIGN, TYPE D |
| 4 | DISPOSAL OF SIGN, A OR B (OVERHEAD) |
| 5 | SIGN ERECTION, TYPE A (OVERHEAD) |
| 6 | DISPOSAL OF LIGHTING SYSTEM |
| 7 | DISPOSAL OF WALKWAY |

PROPOSED SIGNS

04-JUN-2012 16:16
 P:\TIP\Projects\U3324\Traffic\Signing\CADD\Signing Layout\Plans\U3324_rdy_psh_07.dgn
 s.johns AT 7/24/12

TIP NO. U-3324	SHEET NO. SIGN-9
APPROVED: <i>RWT</i>	
DATE: 6/15/12	
SEAL	
	

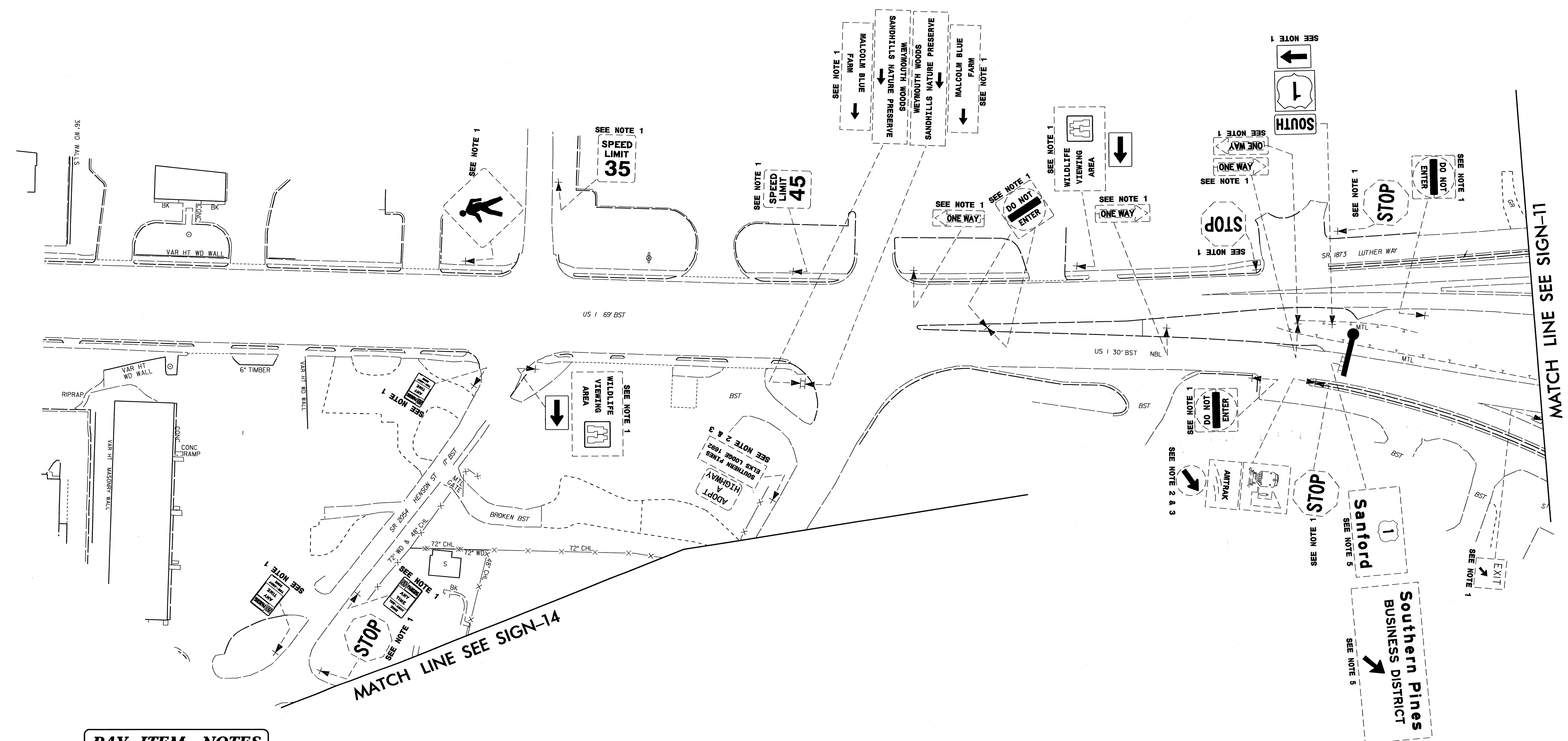



PAY ITEM NOTES

- 1 DISPOSAL OF SIGN SYSTEM, U-CHANNEL
- 2 DISPOSAL OF SUPPORT, U-CHANNEL
- 3 RELOCATE SIGN, TYPE D
- 4 DISPOSAL OF SIGN, A OR B (OVERHEAD)
- 5 SIGN ERECTION, TYPE A (OVERHEAD)
- 6 DISPOSAL OF LIGHTING SYSTEM
- 7 DISPOSAL OF WALKWAY

PROPOSED SIGNS

04 JUN 2012 16:17
 P:\TIP-U-3324\Traffic\Signing\CADD\Signing Layout Plans\U3324.rdg_psh.08.dgn
 s.johns

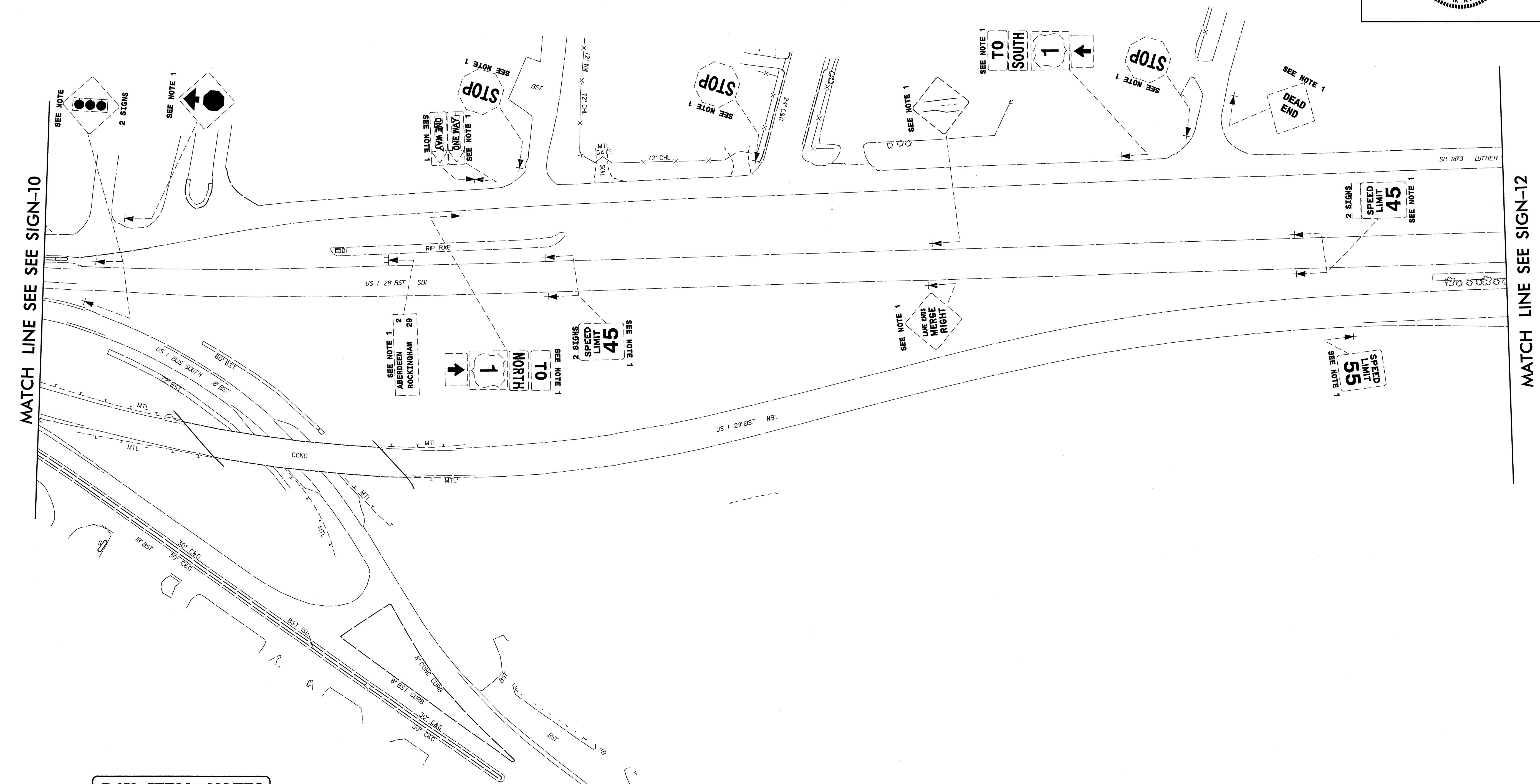



PAY ITEM NOTES	
1	DISPOSAL OF SIGN SYSTEM, U-CHANNEL
2	DISPOSAL OF SUPPORT, U-CHANNEL
3	RELOCATE SIGN, TYPE D
4	DISPOSAL OF SIGN, A OR B (OVERHEAD)
5	SIGN ERECTION, TYPE A (OVERHEAD)
6	DISPOSAL OF LIGHTING SYSTEM
7	DISPOSAL OF WALKWAY

EXISTING SIGNS

04-JUN-2012 14:13
 P:\TIP-Projects\U3324\Traffic\Signing\Layout Plans\U3324_rdy-existing_01.dgn
 s.johns RA TE247957

TIP NO. U-3324	SHEET NO. SIGN-11
APPROVED: <i>[Signature]</i>	
DATE: 6/5/12	
SEAL	



MATCH LINE SEE SIGN-10

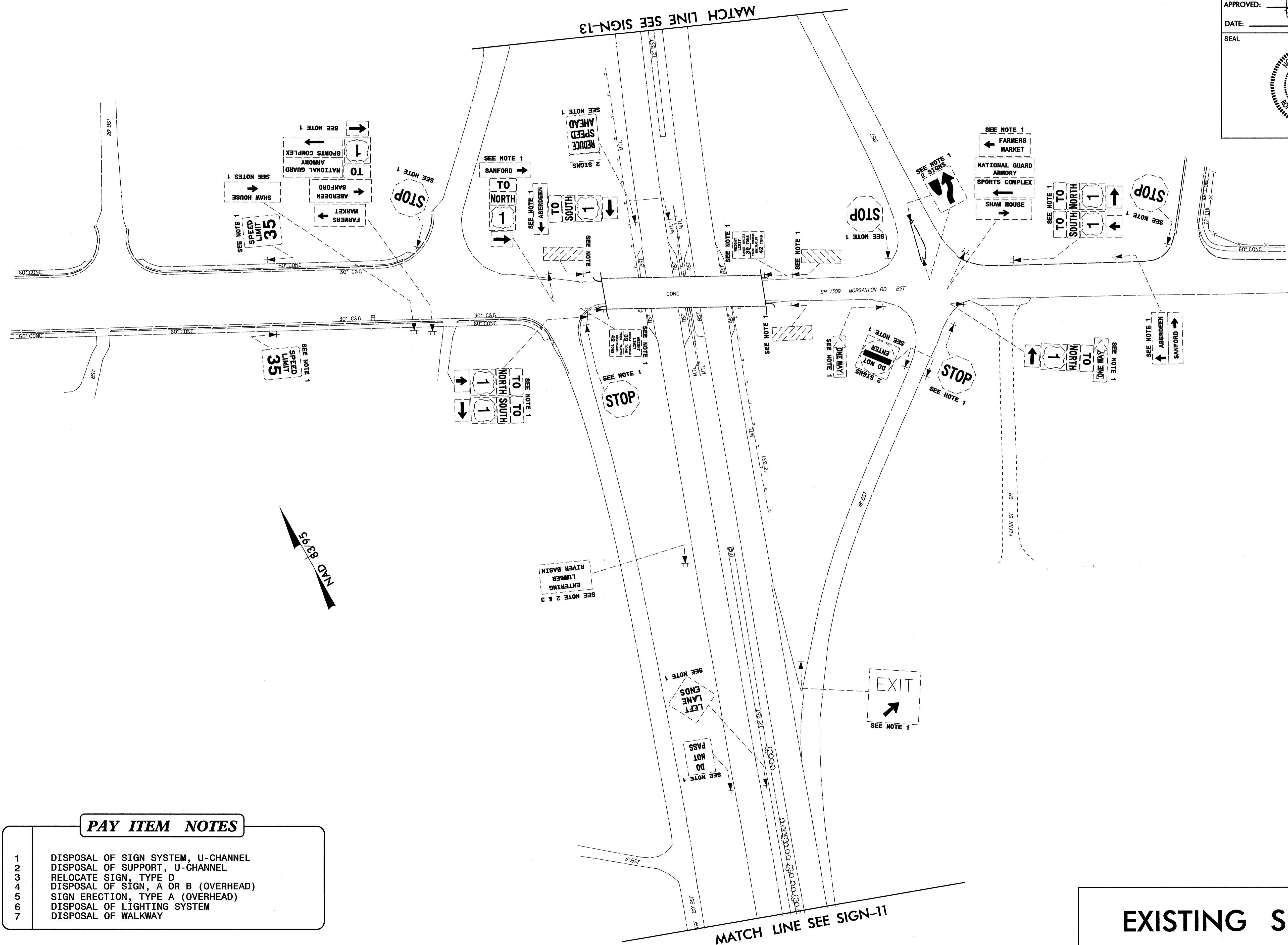
MATCH LINE SEE SIGN-12

PAY ITEM NOTES	
1	DISPOSAL OF SIGN SYSTEM, U-CHANNEL
2	DISPOSAL OF SUPPORT, U-CHANNEL
3	RELOCATE SIGN, TYPE D
4	DISPOSAL OF SIGN, A OR B (OVERHEAD)
5	SIGN ERECTION, TYPE A (OVERHEAD)
6	DISPOSAL OF LIGHTING SYSTEM
7	DISPOSAL OF WALKWAY

EXISTING SIGNS

04-JUN-2012 14:15
 P:\TIP\03324\Traffic\Signing\CADD\Signing Layout\Plans\U3324_rdy-existing_02.dgn
 9 Johns AT TEZ7957

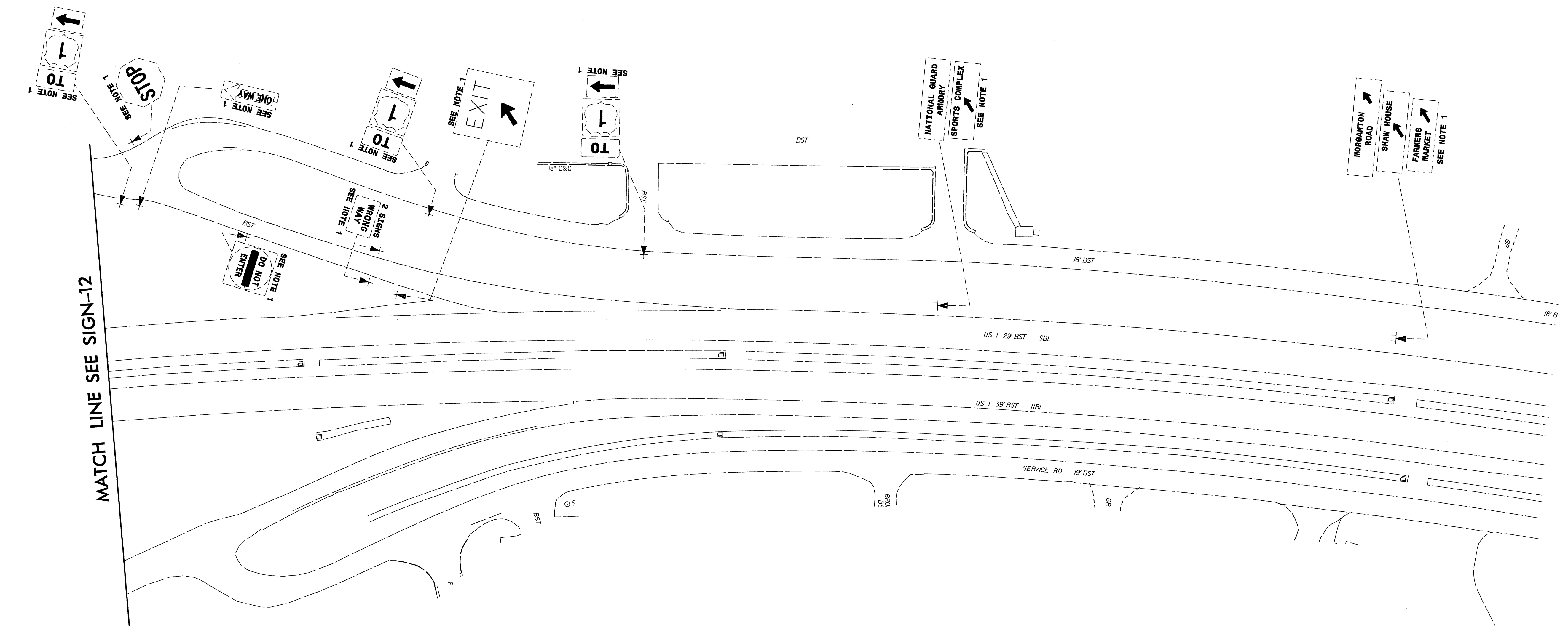
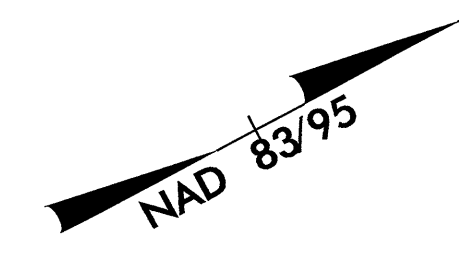
TIP NO. U-3324	SHEET NO. SIGN-12
APPROVED: <i>[Signature]</i>	
DATE: 7/18/12	
SEAL	



PAY ITEM NOTES	
1	DISPOSAL OF SIGN SYSTEM, U-CHANNEL
2	DISPOSAL OF SUPPORT, U-CHANNEL
3	RELOCATE SIGN, TYPE D
4	DISPOSAL OF SIGN, A OR B (OVERHEAD)
5	SIGN ERECTION, TYPE A (OVERHEAD)
6	DISPOSAL OF LIGHTING SYSTEM
7	DISPOSAL OF WALKWAY

EXISTING SIGNS


18-JUL-2012 07:30
 P:\TIP-U-3324\Traffic\Signing\CADD\Signing Layout Plans\U3324_rdy-existing_03.dgn
 SJOHNS AT TE247957




PAY ITEM NOTES

- | | |
|---|-------------------------------------|
| 1 | DISPOSAL OF SIGN SYSTEM, U-CHANNEL |
| 2 | DISPOSAL OF SUPPORT, U-CHANNEL |
| 3 | RELOCATE SIGN, TYPE D |
| 4 | DISPOSAL OF SIGN, A OR B (OVERHEAD) |
| 5 | SIGN ERECTION, TYPE A (OVERHEAD) |
| 6 | DISPOSAL OF LIGHTING SYSTEM |
| 7 | DISPOSAL OF WALKWAY |

EXISTING SIGNS

TIP NO. U-3324	SHEET NO. SIGN-14
APPROVED: <i>RW</i>	
DATE: 6/5/12	
SEAL	
	



PAY ITEM NOTES

- | | |
|---|-------------------------------------|
| 1 | DISPOSAL OF SIGN SYSTEM, U-CHANNEL |
| 2 | DISPOSAL OF SUPPORT, U-CHANNEL |
| 3 | RELOCATE SIGN, TYPE D |
| 4 | DISPOSAL OF SIGN, A OR B (OVERHEAD) |
| 5 | SIGN ERECTION, TYPE A (OVERHEAD) |
| 6 | DISPOSAL OF LIGHTING SYSTEM |
| 7 | DISPOSAL OF WALKWAY |

EXISTING SIGNS

04-JUN-2012 14:48
 P:\TIP\Projects\U-3324\Traffic\Signing\CADD\Signing Layout\Plans\U3324_rdy-existing_05.dgn
 s.johns AT TEL 247957