

**STATE OF NORTH CAROLINA  
DEPARTMENT OF TRANSPORTATION**

TIP NO. W-5307	SHEET NO. SIGN-1
APPROVED: <i>[Signature]</i>	
DATE: 11/30/11	
SEAL	

**SIGNING PLAN  
SURRY COUNTY**

LOCATION: NC 89 SOUTH OF NC 18

**ROADWAY STANDARD DRAWING**

THE FOLLOWING ROADWAY STANDARDS AS APPEAR IN "ROADWAY STANDARD DRAWINGS" - PROJECT SERVICES UNIT - N.C. DEPARTMENT OF TRANSPORTATION - RALEIGH, N.C., DATED JANUARY 2012 ARE APPLICABLE TO THIS PROJECT AND BY REFERENCE HEREBY ARE CONSIDERED A PART OF THESE PLANS:

STD. NO.	TITLE
904.10	ORIENTATION OF GROUND MOUNTED SIGNS
904.50	MOUNTING OF TYPE 'D', 'E' AND 'F' SIGNS ON 'U' CHANNEL POSTS

**GENERAL NOTES**

- . SIGNS FURNISHED BY STATE
- . IF REMOVAL OR RELOCATION OF SIGNS ON PRIVATE STREET (NON-STATE MAINTAINED) IS REQUIRED DUE TO CONSTRUCTION, THE CONTRACTOR SHALL INFORM THE ENGINEER. THE WORK WILL BE COMPLETED BY OTHERS.
- . WHEN NOT STATIONED OR DIMENSIONED ON PLANS, ALL 'E' AND 'F' SIGNS SHALL BE FIELD LOCATED BY THE ENGINEER
- . ALL EXISTING SIGNS ON "U" CHANNEL POST WITHIN THE PROJECT LIMITS SHALL BE REMOVED AND DISPOSED OF UNLESS OTHERWISE NOTED ON PLANS.
- . WHEN EXISTING SIGNS ARE REMOVED AND INSTALLED ON NEW SUPPORTS, THE RE-ERECTION SHALL IMMEDIATELY FOLLOW THE REMOVAL.
- . THE BACKGROUND FOR TYPE E & F SIGNS SHALL BE TYPE C REFLECTIVE SHEETING.
- . SEE ROADWAY PLANS FOR GUARD/GUIDE RAIL DETAILS.

**SUMMARY OF QUANTITIES**


ITEM NO.		ITEM DESCRIPTION	QUANTITY	UNIT
DESC. NO.	SECT. NO.			
4072000000	903	SUPPORTS, 3 LB STEEL U-CHANNEL	355	L.F.
4102000000	904	SIGN ERECTION, TYPE E	28	EA.
4155000000	907	DISPOSAL OF SIGN SYSTEM, U-CHANNEL	20	EA.

**INDEX**

SHEET NO.	DESCRIPTION
SIGN-1	TITLE SHEET
SIGN-2	E SHEET
SIGN-3-4	SIGN DETAIL SHEETS

PLAN PREPARED BY: N.C.D.O.T. SIGNING AND DELINEATION UNIT


K. L. JORDAN SIGNING & DELINEATION REGIONAL ENGINEER  
J. G. MARTINEZ SIGNING & DELINEATION PROJECT DESIGN ENGINEER



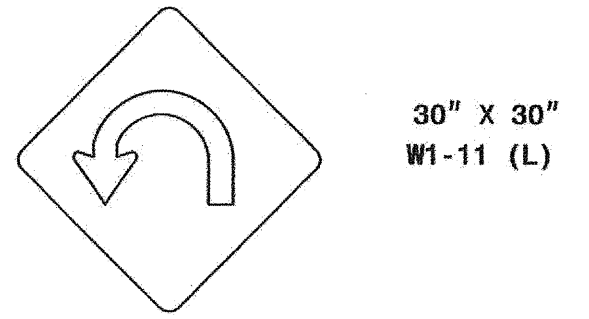
**T.I.P.: W-5307**

PS-NV-2011/4/04  
F:\TIP\W-5307\Traffic\Signing\CADD\Quantities & GM\_Signs\W-5307\_Dties\_Sgn.dgn  
Jgmartinez AT 12/27/11

APPROVED: *[Signature]*  
 DATE: 11/30/11

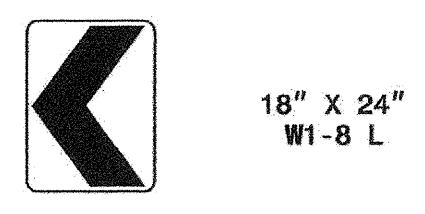


401 QUANTITY REQ'D 1



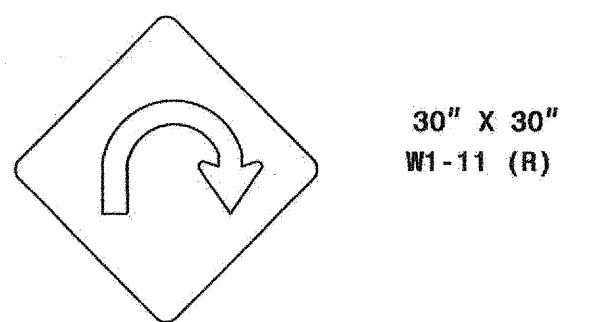
ONE "U" POST PER SIGN

406 QUANTITY REQ'D 10



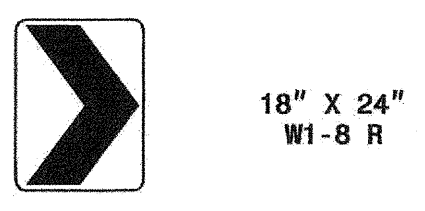
ONE "U" POST PER SIGN

402 QUANTITY REQ'D 1



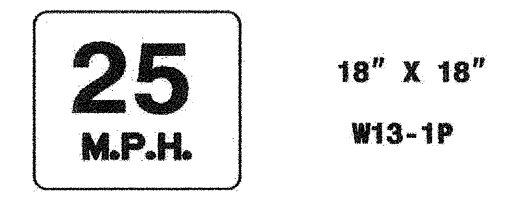
ONE "U" POST PER SIGN

407 QUANTITY REQ'D 10



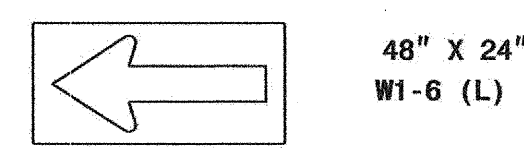
MOUNT BEHIND SIGN 406  
 IN 9.. INSTALLATIONS

403 QUANTITY REQ'D 2



MOUNT BELOW SIGN 401  
 IN 1.. INSTALLATIONS  
 MOUNT BELOW SIGN 402  
 IN 1.. INSTALLATIONS

408 QUANTITY REQ'D 1



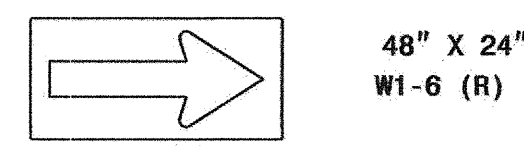
TWO "U" POSTS PER SIGN

404 QUANTITY REQ'D 1




ONE "U" POST PER SIGN

408 QUANTITY REQ'D 1



TWO "U" POSTS PER SIGN

405 QUANTITY REQ'D 1

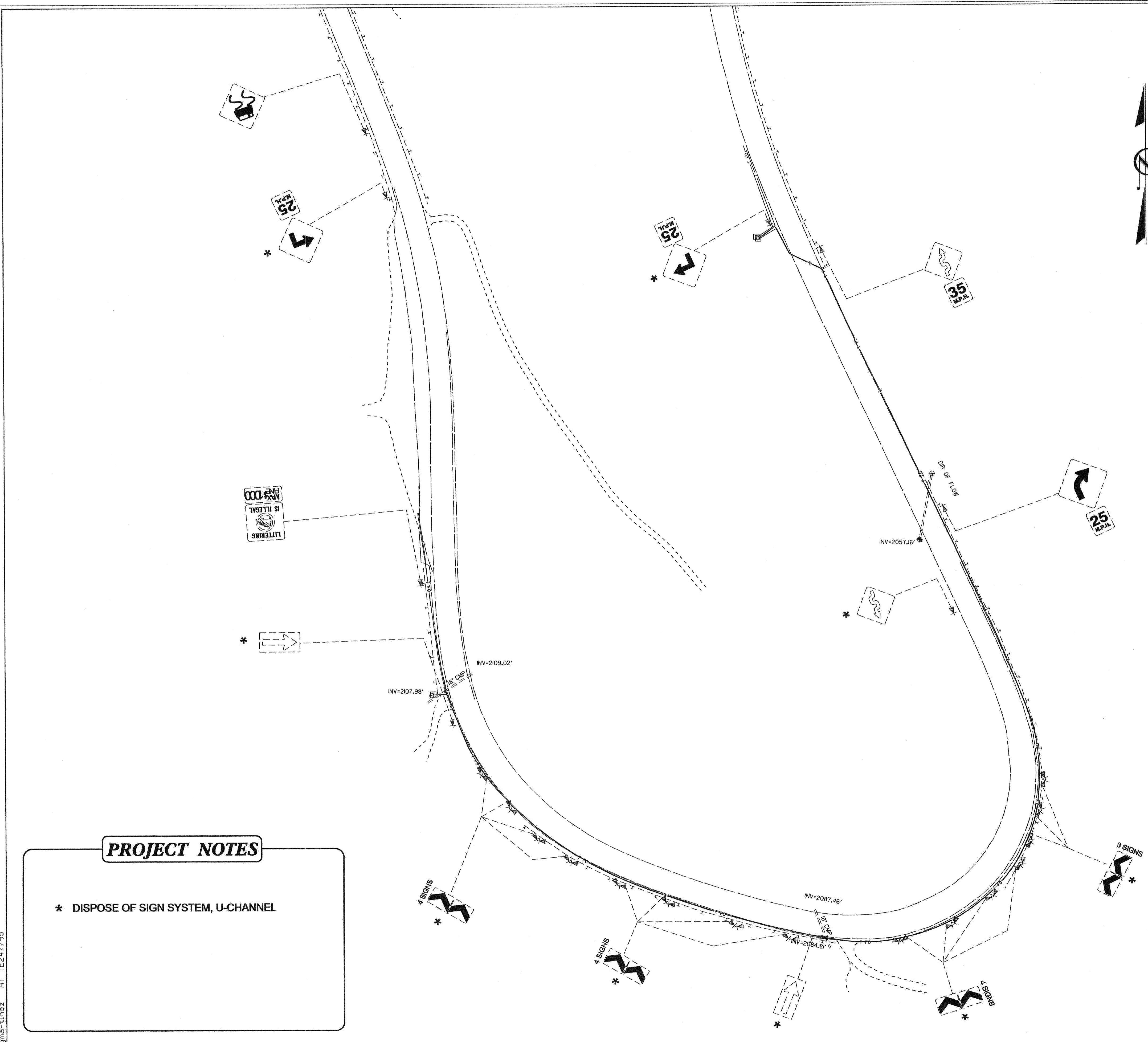



ONE "U" POST PER SIGN

**TYPE "E" SIGNS**

29-NOV-2011 14:51  
 P:\TIP-projects-W\5307\Teffric\Signing\CADD\Quantities & GM Signs\W-5307-Dties-Sign.dgn  
 jgmer-tinez AT 1E24779B

APPROVED: *R.W.K.*  
DATE: 11/30/11

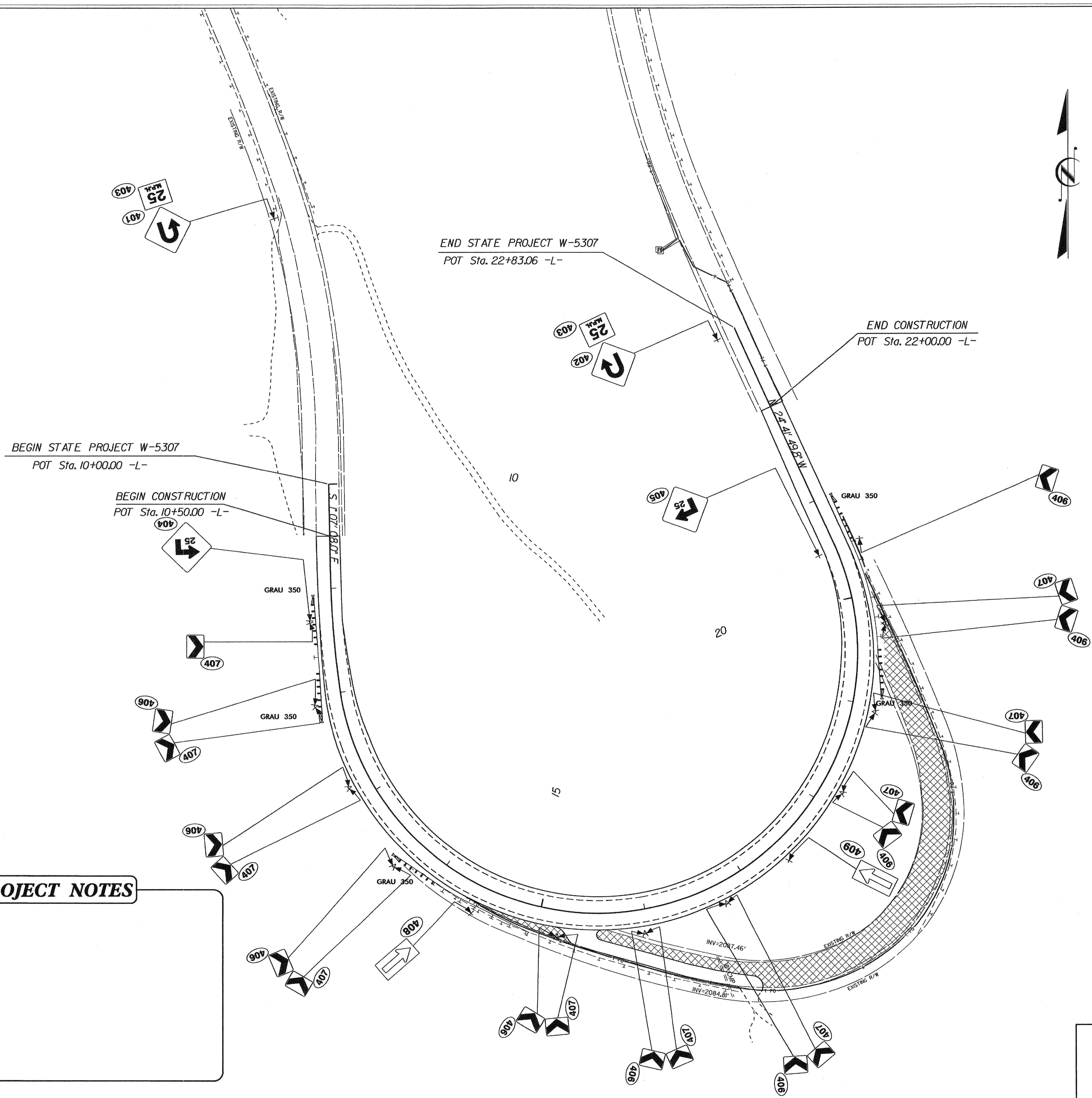


**PROJECT NOTES**

\* DISPOSE OF SIGN SYSTEM, U-CHANNEL

**EXISTING SIGNS**

26-NOV-2011 14:53  
 P:\TIP\Projects\W-5307\Traffic\Signing\CADD\Signing\_Layout\Plans\W-5307-Sgn\_Existing.dgn  
 jgmar-tinez AT 1E247796



**PROJECT NOTES**

[Empty box for project notes]

**PROPOSED SIGNS**

29-NOV-2011 14:55  
 P:\TIP\Projects\W-5307\Office\Signing\CADD\Signing Layout Plans\W-5307-Sgn-Propose.dgn  
 jmar-tinez AT 1E247795