

TIP NO. U-2412BU-2524AE	SHEET NO. SIGN-1
APPROVED: <i>Chad D. Davis</i>	
DATE: 5/14/12	
SEAL	

STATE OF NORTH CAROLINA
DIVISION OF HIGHWAYS

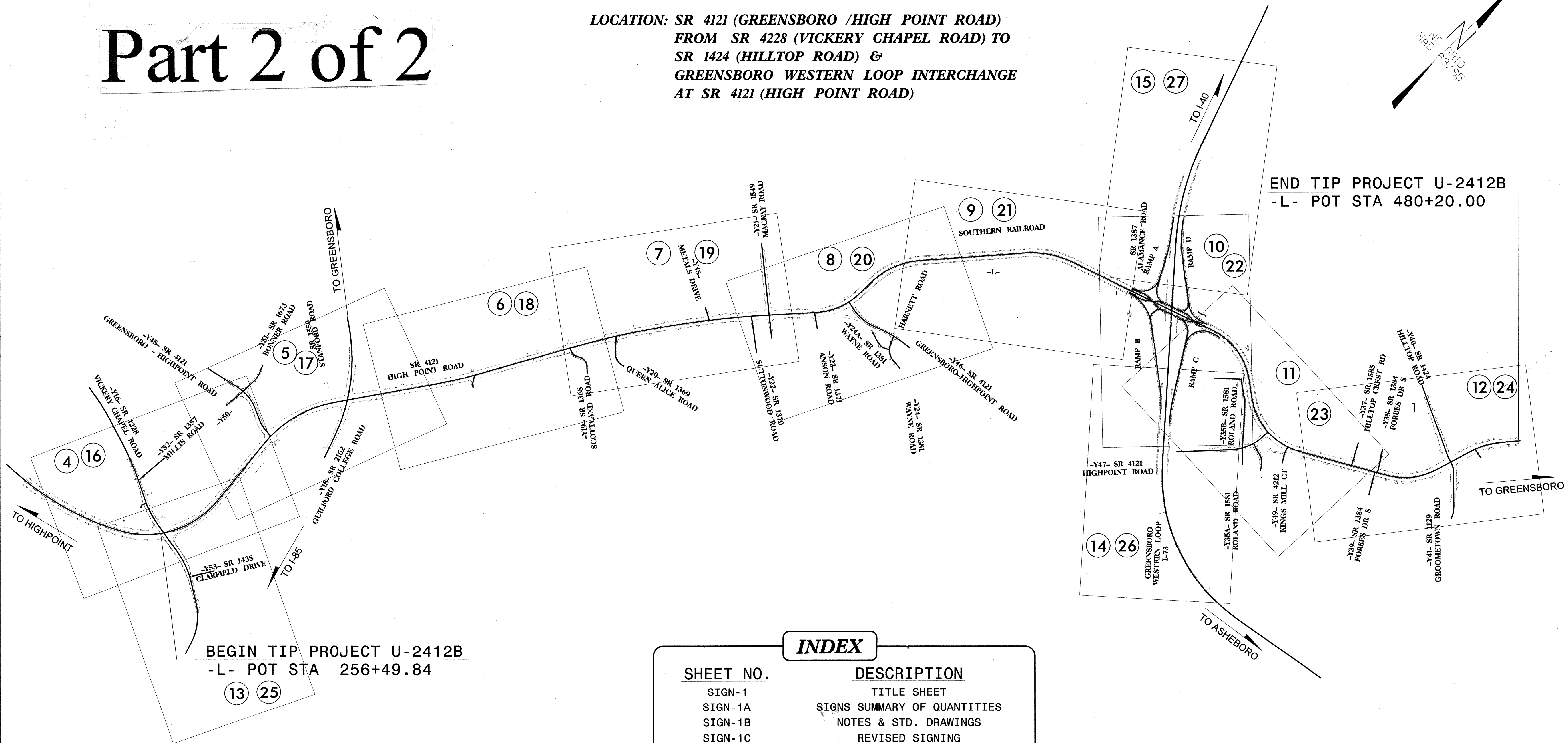
SIGNING PLAN

GUILFORD COUNTY

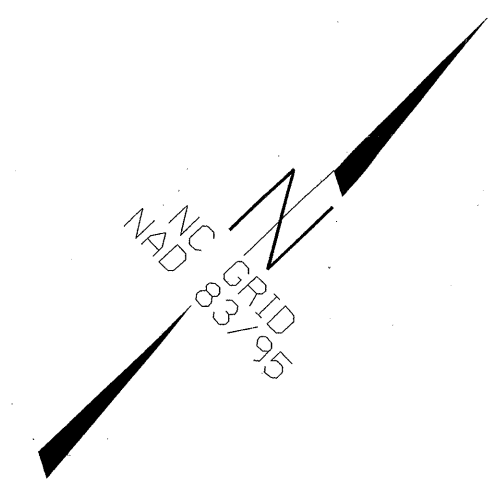
LOCATION: SR 4121 (GREENSBORO /HIGH POINT ROAD)
FROM SR 4228 (VICKERY CHAPEL ROAD) TO
SR 1424 (HILLTOP ROAD) &
GREENSBORO WESTERN LOOP INTERCHANGE
AT SR 4121 (HIGH POINT ROAD)

Part 2 of 2

TIP PROJECTS: U-2412B & U-2524AE



END TIP PROJECT U-2412B
-L- POT STA 480+20.00



INDEX

SHEET NO.	DESCRIPTION
SIGN-1	TITLE SHEET
SIGN-1A	SIGNS SUMMARY OF QUANTITIES
SIGN-1B	NOTES & STD. DRAWINGS
SIGN-1C	REVISED SIGNING
SIGN-2A-2M	ROADWAY STANDARD DRAWING
SIGN-3-3E	OVERHEAD SIGN ASSEMBLY SHEETS
SIGN-3F-3H	TYPE A & B SIGN SHEETS
SIGN-3I-3J	TYPE D SIGN SHEETS
SIGN-3K	TYPE E SIGN SHEETS
SIGN-3L	TYPE F SIGN AND MILE MARKER SHEET
SIGN-4-15	SUPPORT CHART
SIGN-16-27	EXISTING SIGNING PROPOSED SIGNING

PARSONS BRINCKERHOFF
121 WEST TRADE STREET
SUITE 1950
CHARLOTTE, NC 28202
NC License No. P106

SIGNING PLAN

16 MAY 2012 13:43
C:\p01014-U-2412 BU-2412B\Traffic\Signing\U-2412B.SGN.TSH.dgn
\$\$\$\$\$USERNAME\$\$\$\$\$

APPROVED: *Ch.D.D.*

DATE: *6/13/12*

SEAL




SIGNS


SUMMARY OF QUANTITIES

ITEM NO.		ITEM DESCRIPTION	QUANTITY	UNIT
DESC. NO.	SECT. NO.			
4026000000	902	DEPARTMENT FURNISHED, TYPE A SIGN	2823	S. F.
4026000000	902	DEPARTMENT FURNISHED, TYPE B SIGN	314	S. F.
4026000000	902	DEPARTMENT FURNISHED, TYPE D SIGN	137	S. F.
4026000000	902	DEPARTMENT FURNISHED, TYPE E SIGN	2198	S. F.
4026000000	902	DEPARTMENT FURNISHED, TYPE F SIGN	13	S. F.
4026000000	902	DEPARTMENT FURNISHED, MILEMARKER SIGN	9	S. F.
4054000000	902	PLAIN CONCRETE SIGN FOUNDATION	1	C. Y.
4057000000	SP	OVERHEAD FOOTING	216	C. Y.
4060000000	903	SUPPORTS, BREAKAWAY STEEL BEAM	739	LB.
4072000000	903	SUPPORTS, 3 LB STEEL U-CHANNEL	4329	L. F.
4078000000	903	SUPPORTS, 2 LB STEEL U-CHANNEL	2	EA.
4082100000	SP	SUPPORTS, OVERHEAD SIGN STRUCTURE STA. 386+50 -L-	1	L. S.
4082100000	SP	SUPPORTS, OVERHEAD SIGN STRUCTURE STA. 410+00 -L-	1	L. S.
4082100000	SP	SUPPORTS, OVERHEAD SIGN STRUCTURE STA. 415+20 -L-	1	L. S.
4082100000	SP	SUPPORTS, OVERHEAD SIGN STRUCTURE STA. 418+46 -L-	1	L. S.
4082100000	SP	SUPPORTS, OVERHEAD SIGN STRUCTURE STA. 423+00 -L-	1	L. S.
4082100000	SP	SUPPORTS, OVERHEAD SIGN STRUCTURE STA. 438+47 -L-	1	L. S.
4082100000	SP	SUPPORTS, OVERHEAD SIGN STRUCTURE STA. 174+05 -GWL-	1	L. S.
4082100000	SP	SUPPORTS, OVERHEAD SIGN STRUCTURE STA. 144+00 -GWL-	1	L. S.
4082100000	SP	SUPPORTS, OVERHEAD SIGN STRUCTURE STA. 131+00 -GWL-	1	L. S.
4082100000	SP	SUPPORTS, OVERHEAD SIGN STRUCTURE STA. 117+95 -GWL-	1	L. S.
4082100000	SP	SUPPORTS, OVERHEAD SIGN STRUCTURE STA. 195+10 -GWL-	1	L. S.
4082100000	SP	SUPPORTS, OVERHEAD SIGN STRUCTURE ONE MILE SOUTH OF STA. 10+00.00 OF RAMP CREV -GWL- (NB)	1	L. S.
4082100000	SP	SUPPORTS, OVERHEAD SIGN STRUCTURE ONE MILE NORTH OF STA. 10+00.00 OF RAMP CREV -GWL- (SB)	1	L. S.
4096000000	904	SIGN ERECTION, TYPE D	11	EA.
4102000000	904	SIGN ERECTION, TYPE E	327	EA.
4108000000	904	SIGN ERECTION, TYPE F	2	EA.
4110000000	904	SIGN ERECTION, TYPE A (GROUND MOUNTED)	2	EA.
4110000000	904	SIGN ERECTION, TYPE B (GROUND MOUNTED)	1	EA.
4114000000	904	SIGN ERECTION, MILEMARKERS	2	EA.
4116100000	904	SIGN ERECTION, RELOCATE SIGN TYPE E	19	EA.
4149000000	907	DISPOSAL OF SIGN SYSTEM, OVERHEAD	1	EA.
4155000000	907	DISPOSAL OF SIGN SYSTEM, U-CHANNEL	124	EA.
4192000000	907	DISPOSAL OF SUPPORT, U-CHANNEL	19	EA.
	SP	DISPOSAL OF SIGN SYSTEM ON SPAN WIRE	2	EA.
4238500000	907	DISPOSAL OF SIGN, MILEMARKERS	2	EA.

I:\JUN-2012\1744
 G:\Projects\010101A-U-2412 BU-2412BU-Traffic\Signing\U-2412B-SGNLQUANTITIES.dgn
 Purnell AT W-ANCHL-0-00027



SIGNS
SUMMARY OF QUANTITIES

TIP NO. U-2412BU-2524AE	SHEET NO. SIGN-1B
APPROVED: <i>CLL DD</i>	
DATE: <i>5/14/12</i>	
SEAL	
	

ROADWAY STANDARD DRAWING

THE FOLLOWING ROADWAY STANDARDS AS APPEAR IN "ROADWAY STANDARD DRAWINGS" - PROJECT SERVICES UNIT - N.C. DEPARTMENT OF TRANSPORTATION - RALEIGH, N.C., DATED JANUARY 2012 ARE APPLICABLE TO THIS PROJECT AND BY REFERENCE HEREBY ARE CONSIDERED A PART OF THESE PLANS:

STD. NO.	TITLE
901.10	TYPE 'A' SIGNS
901.20	TYPE 'B' SIGNS
901.50	ARROWS AND SHIELDS
901.70	SIGN STRINGERS AND SUPPORT SPACING
901.80	SIGN MOUNTING DETAILS
903.10	GROUND MOUNTED SIGN SUPPORTS (SHEETS 1 AND 3)
904.10	ORIENTATION OF GROUND MOUNTED SIGNS
904.20	SECONDARY SIGN MOUNTING
904.30	SUPPLEMENTAL SIGN MOUNTING
904.40	MILEPOST AND PLACEMENT
904.50	MOUNTING OF TYPE 'D', 'E' AND 'F' SIGNS ON 'U' CHANNEL POSTS


PROJECT NOTES

- 1 RELOCATE SIGN, TYPE E
- 2 DISPOSAL OF SIGN SYSTEM, U-CHANNEL
- 3 DISPOSAL OF SUPPORT, U-CHANNEL
- 4 EXISTING SIGN TO REMAIN
- 5 DISPOSAL OF SIGN SYSTEM, OVERHEAD

GENERAL NOTES

- SIGNS FURNISHED BY STATE
- ALL TYPE'D' SIGNS SHALL BE MOUNTED ON TWO U-CHANNEL POSTS UNLESS OTHERWISE INDICATED ON THE PLANS
- IF REMOVAL OR RELOCATION OF SIGNS ON PRIVATE STREET (NON-STATE MAINTAINED) IS REQUIRED DUE TO CONSTRUCTION, THE CONTRACTOR SHALL INFORM THE ENGINEER. THE WORK WILL BE COMPLETED BY OTHERS.
- SIGNING PLANS DO NOT INCLUDE TEMPORARY CONSTRUCTION SIGNING. SEE TRAFFIC CONTROL PLANS.
- WHEN NOT STATIONED OR DIMENSIONED ON PLANS, ALL 'E' AND 'F' SIGNS SHALL BE FIELD LOCATED BY THE ENGINEER.
- ALL EXISTING SIGNS ON 'U' CHANNEL POST WITHIN THE PROJECT LIMITS SHALL BE REMOVED AND DISPOSED OF UNLESS OTHERWISE NOTED ON PLANS.
- WHEN EXISTING SIGNS ARE REMOVED AND INSTALLED ON NEW SUPPORTS, THE RE-ERECTION SHALL IMMEDIATELY FOLLOW THE REMOVAL.
- THE BACKGROUND FOR TYPE E & F SIGNS SHALL BE TYPE C REFLECTIVE SHEETING.

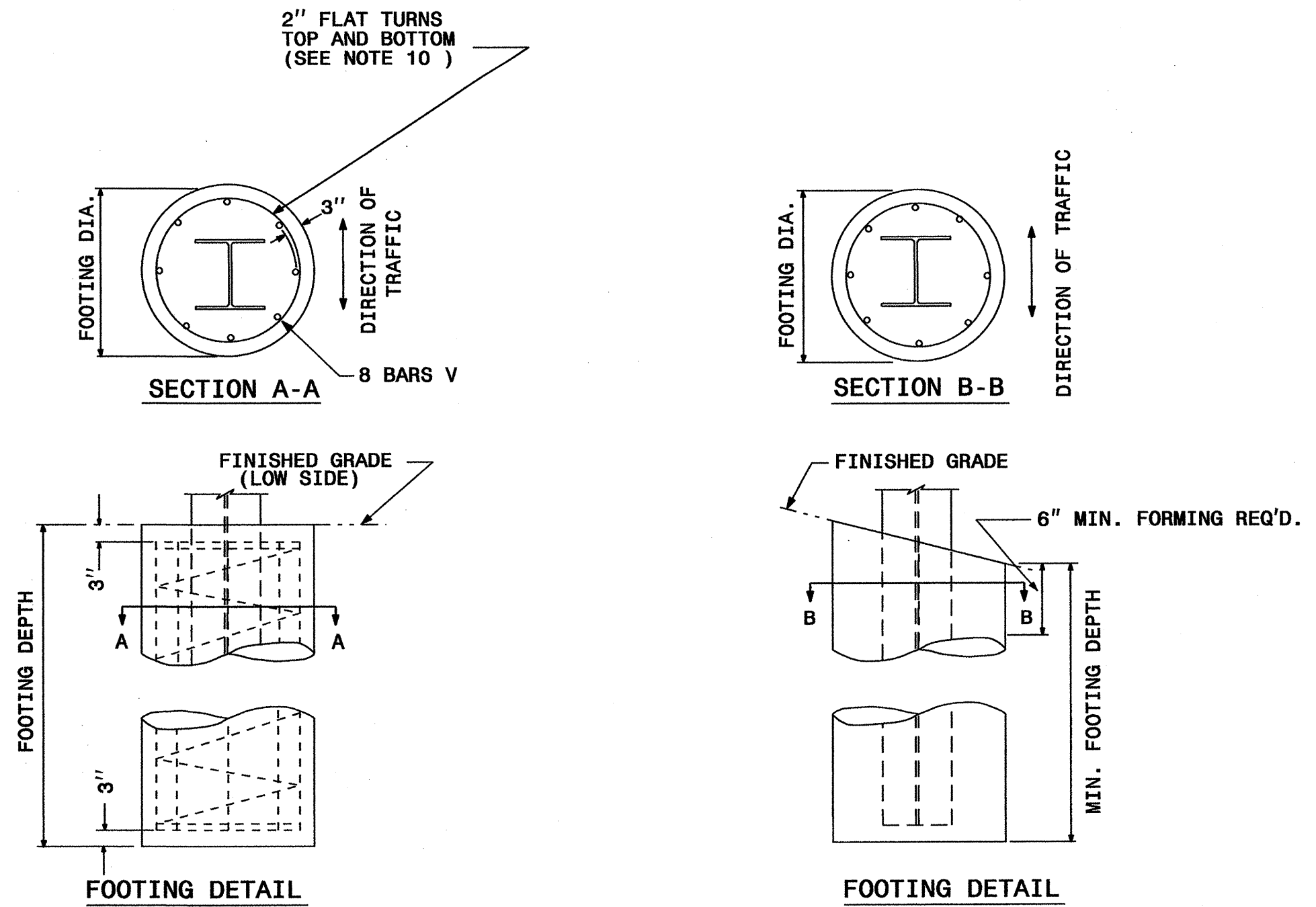
I:\Projects\AT\W-ANCHOR-U-2412BU-2524AE\Traffic Signing\U-2412BU-2524AE_SGNL_PSH_02.dgn
 14-MAY-2012 13:45
 P:\Projects\AT\W-ANCHOR-U-2412BU-2524AE\Traffic Signing\U-2412BU-2524AE_SGNL_PSH_02.dgn

TIP NO. U-2412B/U-2524AE	SHEET NO. SIGN-1C
APPROVED: <i>R.W.F.</i>	DATE: 3/8/12
SEAL	
	

STATE OF
 NORTH CAROLINA
 DEPT. OF TRANSPORTATION
 DIVISION OF HIGHWAYS
 RALEIGH, N.C.

ENGLISH DETAIL DRAWING FOR
GROUND MOUNTED SIGN SUPPORTS

BEAM SHAPE	BOLT SIZE	SLIP BASE PLATE DATA							KEEPER PLATE DATA							HINGE CONNECTION DATA							BREAK AWAY SUPPORT WEIGHT CONSTANT LBS.			
		A ₁	B ₁	C ₁	D ₁	E ₁	T ₁	R ₁	A ₂	B ₂	C ₂	D ₂	E ₂	T ₂	BOLT SIZE	F	G	H	I	J	K	L		R ₃	T ₃	
S3X5.7	1/2"DIA. X 3"	7"	4"	1"	3/4"	2 1/2"	1"	9/32"	7"	4"	1"	3/4"	2 1/2"	9/32"	28 GAUGE	1/2"DIA. X 1 1/4"	2 1/4"	3 1/2"	4"	1 1/2"	1"	1 1/2"	2"	9/32"	9/8"	18
S4X7.7	1/2"DIA. X 3"	8"	4"	1"	3/4"	2 1/2"	1"	9/32"	8"	4"	1"	3/4"	2 1/2"	9/32"	28 GAUGE	1/2"DIA. X 1 1/4"	2 5/8"	3 1/2"	4"	1 1/2"	1"	1 1/2"	2"	9/32"	9/8"	20
W6X9	1/2"DIA. X 3"	10"	5"	1"	3/4"	3 1/2"	1"	9/32"	10"	5"	1"	3/4"	3 1/2"	9/32"	28 GAUGE	1/2"DIA. X 1 1/4"	4"	3 1/2"	4"	3/4"	1"	1 1/2"	2"	9/32"	9/8"	32
W6X12	5/8"DIA. X 3 3/4"	11"	5"	1 1/4"	7/8"	3 1/4"	1 1/4"	1 1/32"	11"	5"	1 1/4"	7/8"	3 1/4"	1 1/32"	28 GAUGE	5/8"DIA. X 2 1/4"	4"	4"	4 1/2"	3/4"	1 1/8"	5/8"	2 1/4"	1 1/32"	9/8"	39
W6X16	5/8"DIA. X 3 3/4"	12"	6"	1 1/4"	7/8"	4 1/4"	1 1/2"	1 1/32"	12"	6"	1 1/4"	7/8"	4 1/4"	1 1/32"	28 GAUGE	5/8"DIA. X 2 1/2"	4"	4"	4 1/2"	3/4"	1 1/8"	5/8"	2 1/4"	1 1/32"	1 1/2"	47
W8X18	5/8"DIA. X 4 1/4"	13 1/2"	6 1/2"	1 1/4"	7/8"	4 3/4"	1 1/2"	1 1/32"	13 1/2"	6 1/2"	1 1/4"	7/8"	4 3/4"	1 1/32"	28 GAUGE	5/8"DIA. X 2 1/2"	5 1/4"	4"	4 1/2"	1"	1 1/8"	5/8"	2 1/4"	1 1/32"	1 1/2"	70
W8X21	3/4"DIA. X 4 1/4"	14"	7"	1 1/2"	1"	5"	1 1/2"	1 3/32"	14"	7"	1 1/2"	1"	5"	1 3/32"	28 GAUGE	3/4"DIA. X 2 3/4"	5 1/4"	6"	7"	1"	1 3/4"	3/4"	3 1/2"	1 3/32"	1 1/2"	73
W10X22	3/4"DIA. X 4 1/4"	16"	8"	1 1/2"	1"	6"	1 1/2"	1 3/32"	16"	8"	1 1/2"	1"	6"	1 3/32"	28 GAUGE	3/4"DIA. X 2 3/4"	5 3/4"	6"	7"	1"	1 3/4"	3/4"	3 1/2"	1 3/32"	1 1/2"	119
W10X26	3/4"DIA. X 4 3/4"	16 1/2"	8"	1 1/2"	1"	6"	1 3/4"	1 3/32"	16 1/2"	8"	1 1/2"	1"	6"	1 3/32"	28 GAUGE	3/4"DIA. X 2 3/4"	5 3/4"	6"	7"	1"	1 3/4"	3/4"	3 1/2"	1 3/32"	5/8"	140
W12X26	3/4"DIA. X 4 3/4"	18 1/2"	9"	1 1/2"	1"	7"	1 3/4"	1 3/32"	18 1/2"	9"	1 1/2"	1"	7"	1 3/32"	28 GAUGE	3/4"DIA. X 2 3/4"	6 1/2"	6"	7"	1"	1 3/4"	3/4"	3 1/2"	1 3/32"	5/8"	176
W14X30	1"DIA. X 5"	22"	9"	2"	1 1/2"	6"	2"	1 7/32"	22"	9"	2"	1 1/2"	6"	1 7/32"	28 GAUGE	1"DIA. X 3"	6 3/4"	7"	8"	1 1/4"	2"	1"	4"	1 7/32"	5/8"	205
W16X31	1"DIA. X 5"	24"	9"	2"	1 1/2"	6"	2"	1 7/32"	24"	9"	2"	1 1/2"	6"	1 7/32"	28 GAUGE	1"DIA. X 3 1/4"	5 1/2"	7"	8"	1 1/4"	2"	1"	4"	1 7/32"	3/4"	223
W18X35	1"DIA. X 5"	25"	9"	2"	1 1/2"	6"	2"	1 7/32"	25"	9"	2"	1 1/2"	6"	1 7/32"	28 GAUGE	1"DIA. X 3 1/4"	6"	7"	8"	1 1/4"	2"	1"	4"	1 7/32"	3/4"	243
W18X40	1"DIA. X 5 1/2"	26"	9"	2"	1 1/2"	6"	2 1/4"	1 7/32"	26"	9"	2"	1 1/2"	6"	1 7/32"	28 GAUGE	1"DIA. X 3 3/4"	6"	7"	8"	1 1/4"	2"	1"	4"	1 7/32"	7/8"	278
W21X44	1"DIA. X 5 1/2"	29"	9"	2"	1 1/2"	6"	2 1/2"	1 7/32"	29"	9"	2"	1 1/2"	6"	1 7/32"	28 GAUGE	1"DIA. X 3 3/4"	6 1/2"	7"	8"	1 1/4"	2"	1"	4"	1 7/32"	7/8"	310



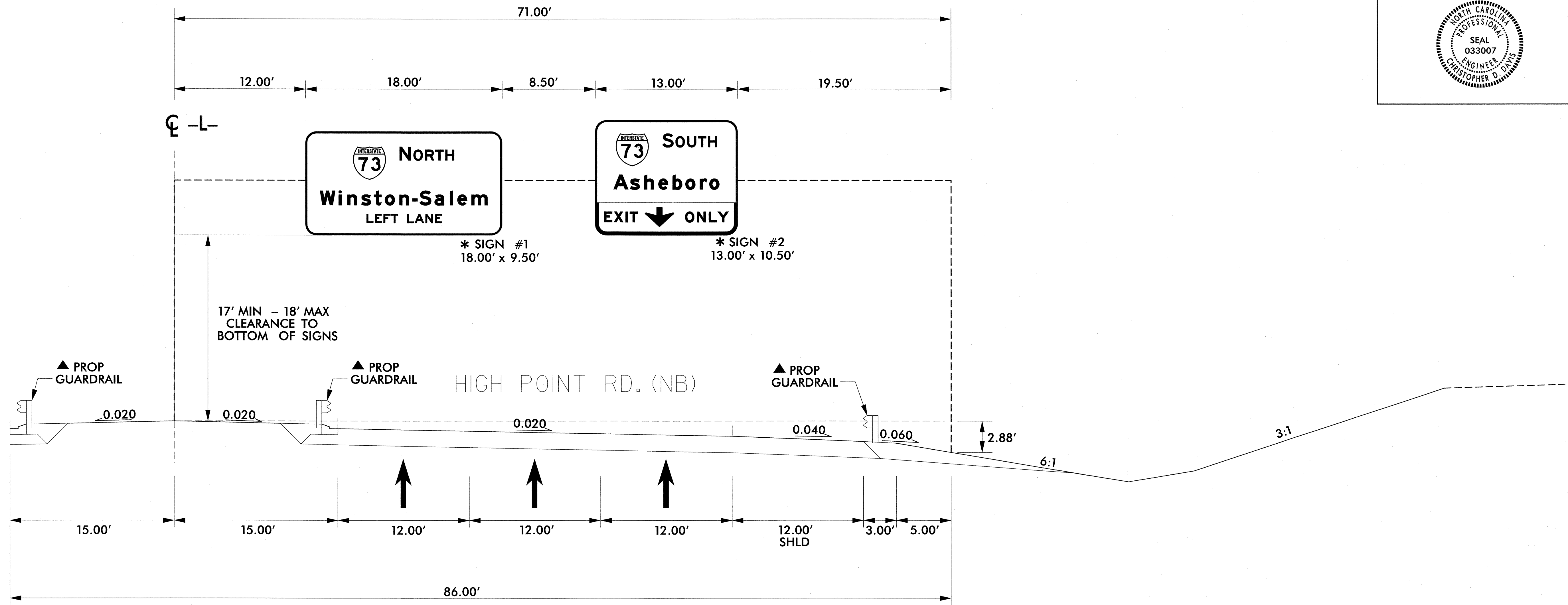
FOUNDATION DATA *		
FOOTING DIAMETER	REINFORCEMENT	SPIRAL BAR
1' 6"	8 # 6 BARS	#3 BAR, 6" PITCH
2'	8 # 7 BARS	#3 BAR, 6" PITCH
2' 6"	8 # 9 BARS	#3 BAR, 6" PITCH
3'	8 # 11 BARS	#3 BAR, 6" PITCH
3' 6"	8 # 12 BARS	#3 BAR, 6" PITCH
4'	8 # 14 BARS	#3 BAR, 6" PITCH

* FOUNDATION DIMENSIONS ARE SHOWN IN PLANS

STATE OF
 NORTH CAROLINA
 DEPT. OF TRANSPORTATION
 DIVISION OF HIGHWAYS
 RALEIGH, N.C.

ENGLISH DETAIL DRAWING FOR
GROUND MOUNTED SIGN SUPPORTS

08-MAR-2012 10:00
 S:\S&DU\Standard\Group\PM\2012 Standard Drawings\Standard Dwg 8-17-11\Revised\090310_sgn_sht02_gm_support_t_Revised_Scaled.dgn
 AT TE244745
 dstokes



NOTES:

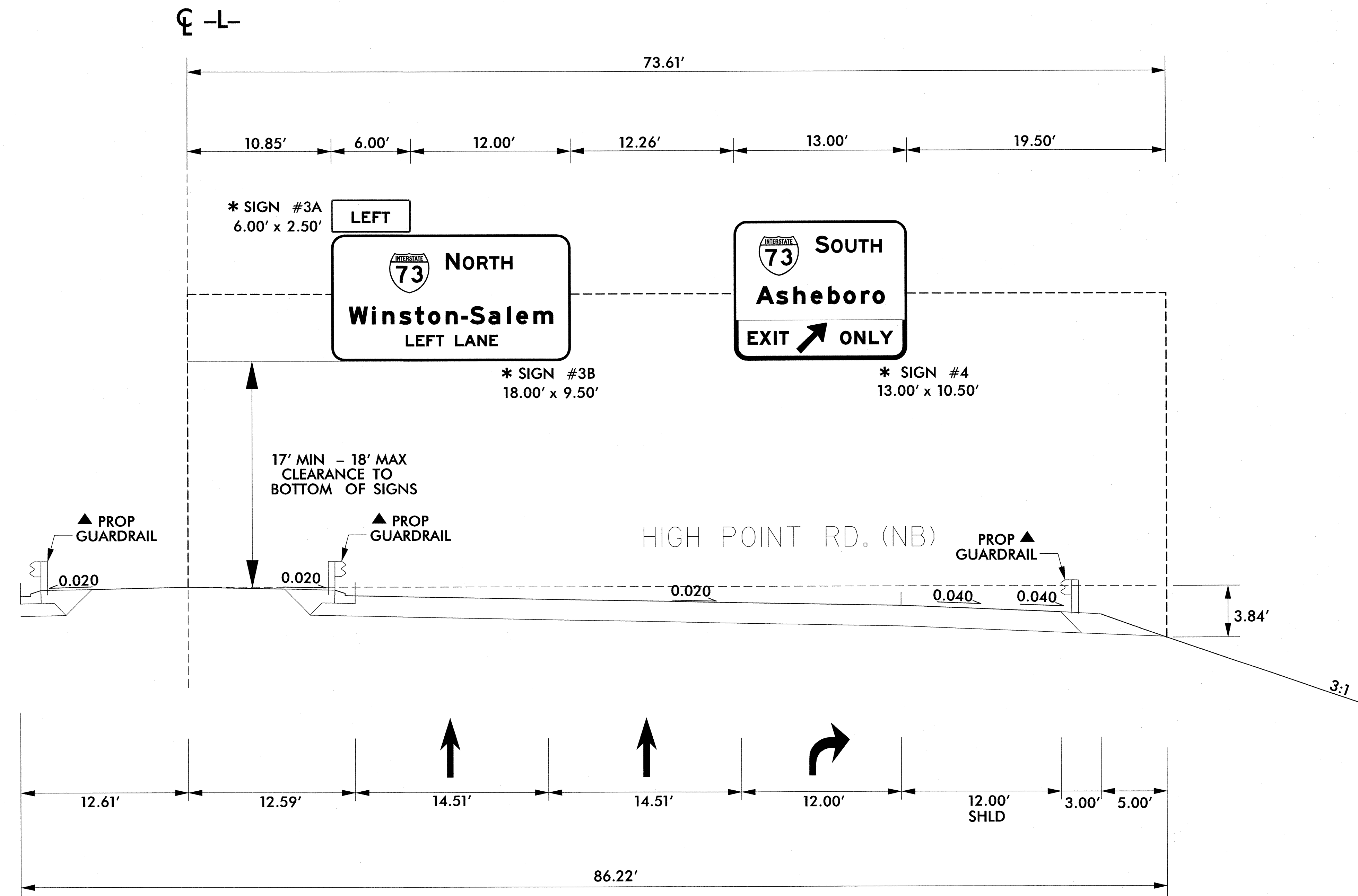
- IF THE CONTRACTOR BIDS ALUMINUM SIGN STRUCTURE, EACH SHALL BE PROVIDED WITH AN APPROVED HIGHWAY TRUSS DAMPER DEVICE IN ACCORDANCE WITH AASHTO SPECIFICATIONS.
- MOUNT SIGNS VERTICALLY CENTERED ON HORIZONTAL MEMBER OF STRUCTURE.
- FIELD VERIFICATION SHALL BE REQUIRED FOR ALL FOOTING ELEVATIONS, PER THE LATEST NCDOT STANDARD SPECIFICATIONS FOR ROADS AND STRUCTURES. PROVIDE FIELD VERIFICATION TO THE SIGNING AND DELINEATION UNIT.
- THE TOP OF THE FOOTING SHALL EXTEND AT LEAST 6 INCHES AND NOT MORE THAN 24 INCHES ABOVE THE HIGHEST POINT OF THE GROUND SURFACE AT THE FOOTING.
- SIGN HANGERS AND ATTACHMENT HARDWARE SHALL BE PROVIDED AND INSTALLED ON THE ASSEMBLY TO ACCOMMODATE ALL SIGNS SHOWN IN THIS PLAN SHEET.
- DESIGN AND CONSTRUCTION REQUIREMENTS FOR SIGN STRUCTURES SHALL ACCOMMODATE WIND VELOCITY OF 90 M.P.H.

* THESE DIMENSIONS SHALL BE USED FOR WIND LOAD AND DEAD LOAD COMPUTATIONS IN DESIGN OF STRUCTURE AND FOOTINGS. DESIGN AND CONSTRUCTION REQUIREMENTS FOR SIGN STRUCTURES SHALL ACCOMMODATE WIND VELOCITY OF 90 M.P.H.

▲ SEE ROADWAY PLANS FOR GUARDRAIL AND GUIDERAIL LOCATIONS

**PARSONS
BRINCKERHOFF**
121 WEST TRADE STREET
SUITE 1950
CHARLOTTE, NC 28202
NO License No. P906

OVERHEAD SIGN
STA. 386 + 50.00 -L-
HIGH POINT RD. (NB)




NOTES:

- IF THE CONTRACTOR BIDS ALUMINUM SIGN STRUCTURE, EACH SHALL BE PROVIDED WITH AN APPROVED HIGHWAY TRUSS DAMPER DEVICE IN ACCORDANCE WITH AASHTO SPECIFICATIONS.
- MOUNT SIGNS VERTICALLY CENTERED ON HORIZONTAL MEMBER OF STRUCTURE.
- FIELD VERIFICATION SHALL BE REQUIRED FOR ALL FOOTING ELEVATIONS, PER THE LATEST NCDOT STANDARD SPECIFICATIONS FOR ROADS AND STRUCTURES. PROVIDE FIELD VERIFICATION TO THE SIGNING AND DELINEATION UNIT.
- THE TOP OF THE FOOTING SHALL EXTEND AT LEAST 6 INCHES AND NOT MORE THAN 24 INCHES ABOVE THE HIGHEST POINT OF THE GROUND SURFACE AT THE FOOTING.
- SIGN HANGERS AND ATTACHMENT HARDWARE SHALL BE PROVIDED AND INSTALLED ON THE ASSEMBLY TO ACCOMMODATE ALL SIGNS SHOWN IN THIS PLAN SHEET.
- DESIGN AND CONSTRUCTION REQUIREMENTS FOR SIGN STRUCTURES SHALL ACCOMMODATE WIND VELOCITY OF 90 M.P.H.

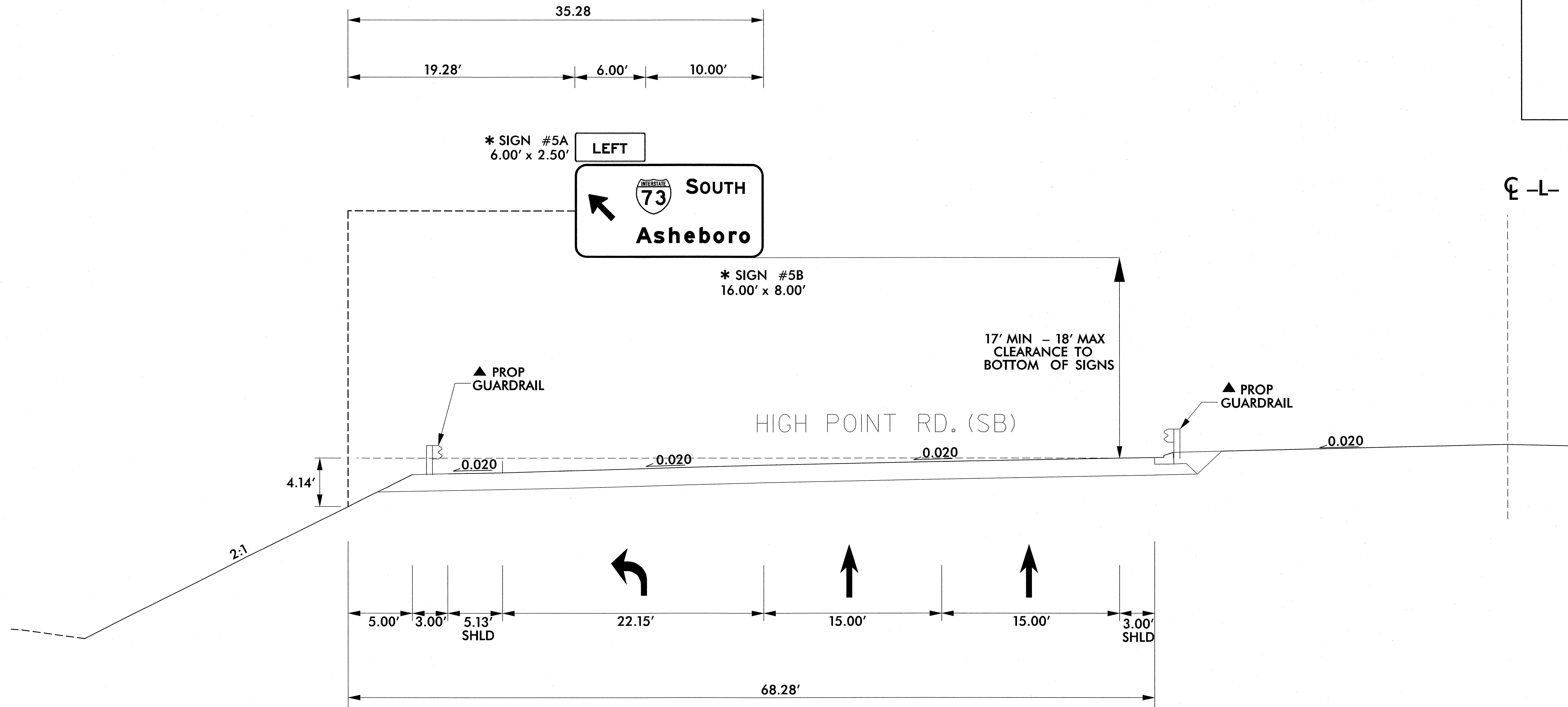
* THESE DIMENSIONS SHALL BE USED FOR WIND LOAD AND DEAD LOAD COMPUTATIONS IN DESIGN OF STRUCTURE AND FOOTINGS. DESIGN AND CONSTRUCTION REQUIREMENTS FOR SIGN STRUCTURES SHALL ACCOMMODATE WIND VELOCITY OF 90 M.P.H.

▲ SEE ROADWAY PLANS FOR GUARDRAIL AND GUIDERAIL LOCATIONS



OVERHEAD SIGN
STA. 410 + 00.00 -L-
HIGH POINT RD. (NB)

14 MAY 2012 10:50
 G:\Projects\2011\1011A-U-2412-BU-2412B-Traffic\Signing\U-2412B-RDY_XPL-signs.DGN
 Plotted by: AT W-AMCHL-D-00027



NOTES:

- IF THE CONTRACTOR BIDS ALUMINUM SIGN STRUCTURE, EACH SHALL BE PROVIDED WITH AN APPROVED HIGHWAY TRUSS DAMPER DEVICE IN ACCORDANCE WITH AASHTO SPECIFICATIONS.
- MOUNT SIGNS VERTICALLY CENTERED ON HORIZONTAL MEMBER OF STRUCTURE.
- FIELD VERIFICATION SHALL BE REQUIRED FOR ALL FOOTING ELEVATIONS, PER THE LATEST NCDOT STANDARD SPECIFICATIONS FOR ROADS AND STRUCTURES. PROVIDE FIELD VERIFICATION TO THE SIGNING AND DELINEATION UNIT.
- THE TOP OF THE FOOTING SHALL EXTEND AT LEAST 6 INCHES AND NOT MORE THAN 24 INCHES ABOVE THE HIGHEST POINT OF THE GROUND SURFACE AT THE FOOTING.
- SIGN HANGERS AND ATTACHMENT HARDWARE SHALL BE PROVIDED AND INSTALLED ON THE ASSEMBLY TO ACCOMMODATE ALL SIGNS SHOWN IN THIS PLAN SHEET.
- DESIGN AND CONSTRUCTION REQUIREMENTS FOR SIGN STRUCTURES SHALL ACCOMMODATE WIND VELOCITY OF 90 M.P.H.

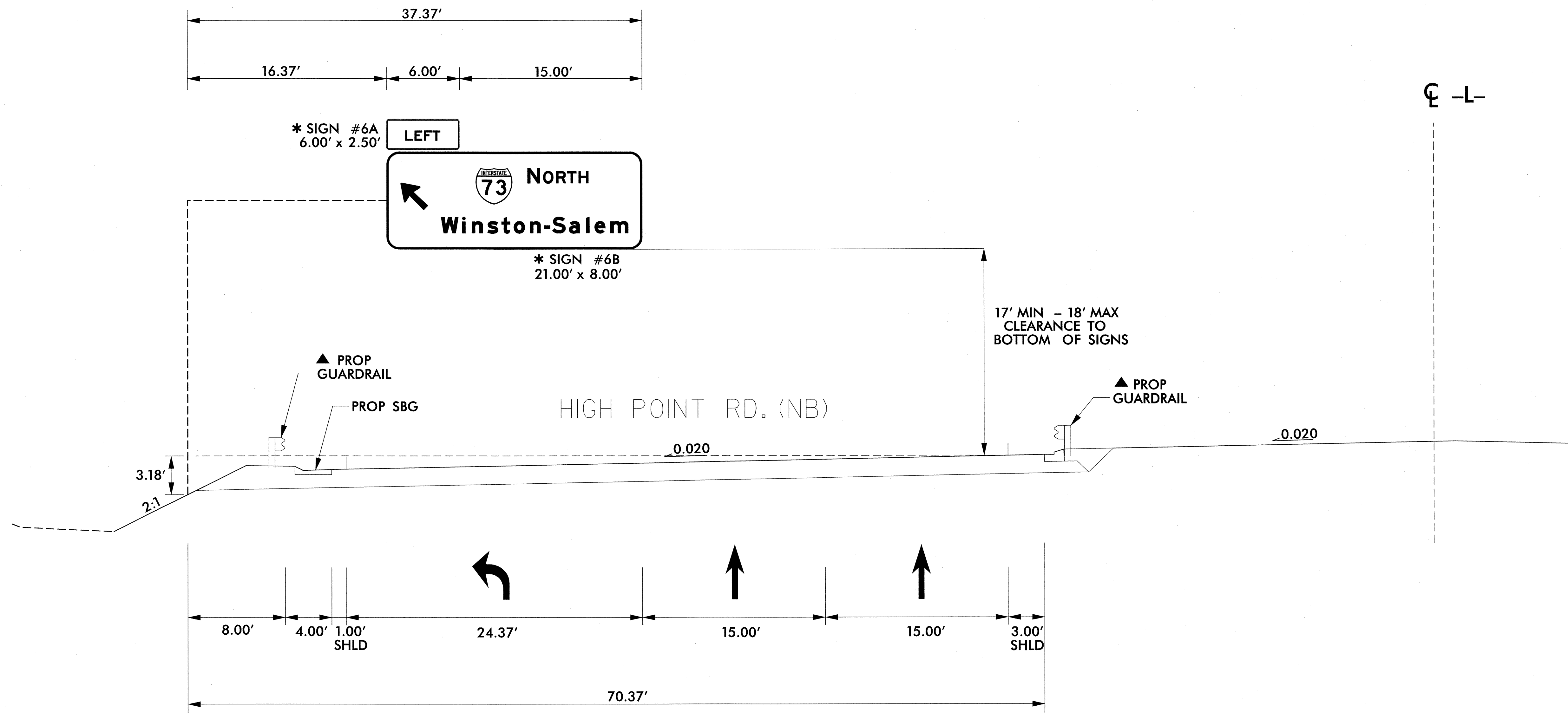
* THESE DIMENSIONS SHALL BE USED FOR WIND LOAD AND DEAD LOAD COMPUTATIONS IN DESIGN OF STRUCTURE AND FOOTINGS. DESIGN AND CONSTRUCTION REQUIREMENTS FOR SIGN STRUCTURES SHALL ACCOMMODATE WIND VELOCITY OF 90 M.P.H.

▲ SEE ROADWAY PLANS FOR GUARDRAIL AND GUIDERAIL LOCATIONS

SEE SHEET SIGN-22 FOR ORIENTATION OF THIS STRUCTURE

**PARSONS
BRINCKERHOFF**
121 WEST TRADE STREET
SUITE 1950
CHARLOTTE, NC 28202
NC License No. P196

**OVERHEAD SIGN
STA. 415 + 20.43 -L-
HIGH POINT RD. (SB)**



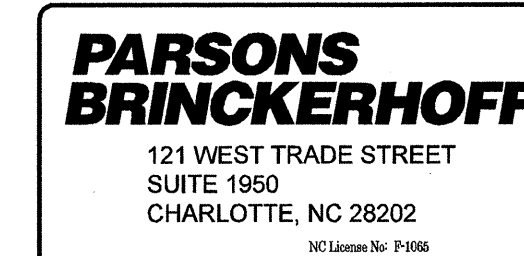
NOTES:

- IF THE CONTRACTOR BIDS ALUMINUM SIGN STRUCTURE, EACH SHALL BE PROVIDED WITH AN APPROVED HIGHWAY TRUSS DAMPER DEVICE IN ACCORDANCE WITH AASHTO SPECIFICATIONS.
- MOUNT SIGNS VERTICALLY CENTERED ON HORIZONTAL MEMBER OF STRUCTURE.
- FIELD VERIFICATION SHALL BE REQUIRED FOR ALL FOOTING ELEVATIONS, PER THE LATEST NCDOT STANDARD SPECIFICATIONS FOR ROADS AND STRUCTURES. PROVIDE FIELD VERIFICATION TO THE SIGNING AND DELINEATION UNIT.
- THE TOP OF THE FOOTING SHALL EXTEND AT LEAST 6 INCHES AND NOT MORE THAN 24 INCHES ABOVE THE HIGHEST POINT OF THE GROUND SURFACE AT THE FOOTING.
- SIGN HANGERS AND ATTACHMENT HARDWARE SHALL BE PROVIDED AND INSTALLED ON THE ASSEMBLY TO ACCOMMODATE ALL SIGNS SHOWN IN THIS PLAN SHEET.
- DESIGN AND CONSTRUCTION REQUIREMENTS FOR SIGN STRUCTURES SHALL ACCOMMODATE WIND VELOCITY OF 90 M.P.H.

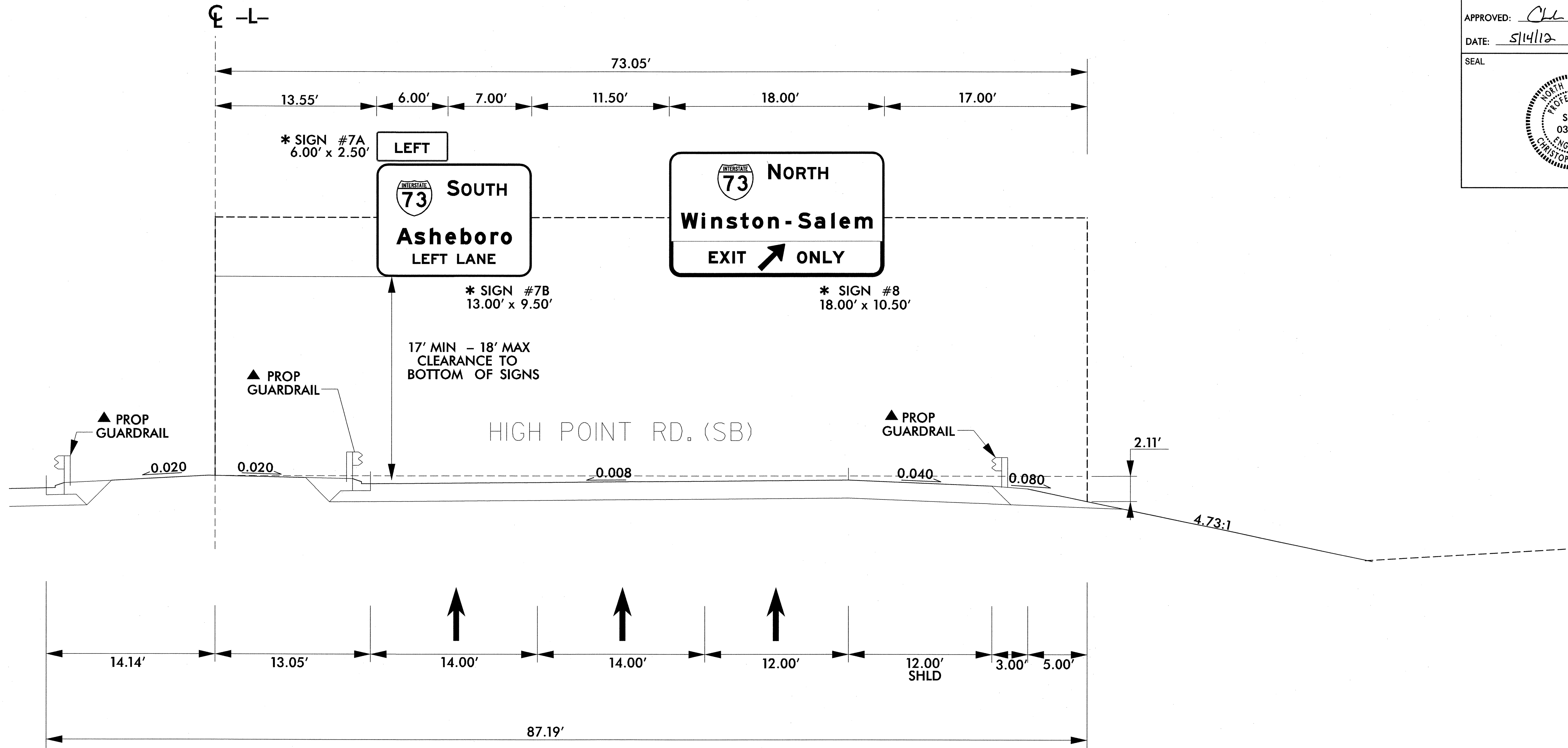
* THESE DIMENSIONS SHALL BE USED FOR WIND LOAD AND DEAD LOAD COMPUTATIONS IN DESIGN OF STRUCTURE AND FOOTINGS. DESIGN AND CONSTRUCTION REQUIREMENTS FOR SIGN STRUCTURES SHALL ACCOMMODATE WIND VELOCITY OF 90 M.P.H.

▲ SEE ROADWAY PLANS FOR GUARDRAIL AND GUIDERAIL LOCATIONS

SEE SHEET SIGN-22 FOR ORIENTATION OF THIS STRUCTURE



OVERHEAD SIGN
STA. 418 + 45.95 -L-
HIGH POINT RD. (NB)



NOTES:

- IF THE CONTRACTOR BIDS ALUMINUM SIGN STRUCTURE, EACH SHALL BE PROVIDED WITH AN APPROVED HIGHWAY TRUSS DAMPER DEVICE IN ACCORDANCE WITH AASHTO SPECIFICATIONS.
- MOUNT SIGNS VERTICALLY CENTERED ON HORIZONTAL MEMBER OF STRUCTURE.
- FIELD VERIFICATION SHALL BE REQUIRED FOR ALL FOOTING ELEVATIONS, PER THE LATEST NCDOT STANDARD SPECIFICATIONS FOR ROADS AND STRUCTURES. PROVIDE FIELD VERIFICATION TO THE SIGNING AND DELINEATION UNIT.
- THE TOP OF THE FOOTING SHALL EXTEND AT LEAST 6 INCHES AND NOT MORE THAN 24 INCHES ABOVE THE HIGHEST POINT OF THE GROUND SURFACE AT THE FOOTING.
- SIGN HANGERS AND ATTACHMENT HARDWARE SHALL BE PROVIDED AND INSTALLED ON THE ASSEMBLY TO ACCOMMODATE ALL SIGNS SHOWN IN THIS PLAN SHEET.
- DESIGN AND CONSTRUCTION REQUIREMENTS FOR SIGN STRUCTURES SHALL ACCOMMODATE WIND VELOCITY OF 90 M.P.H.

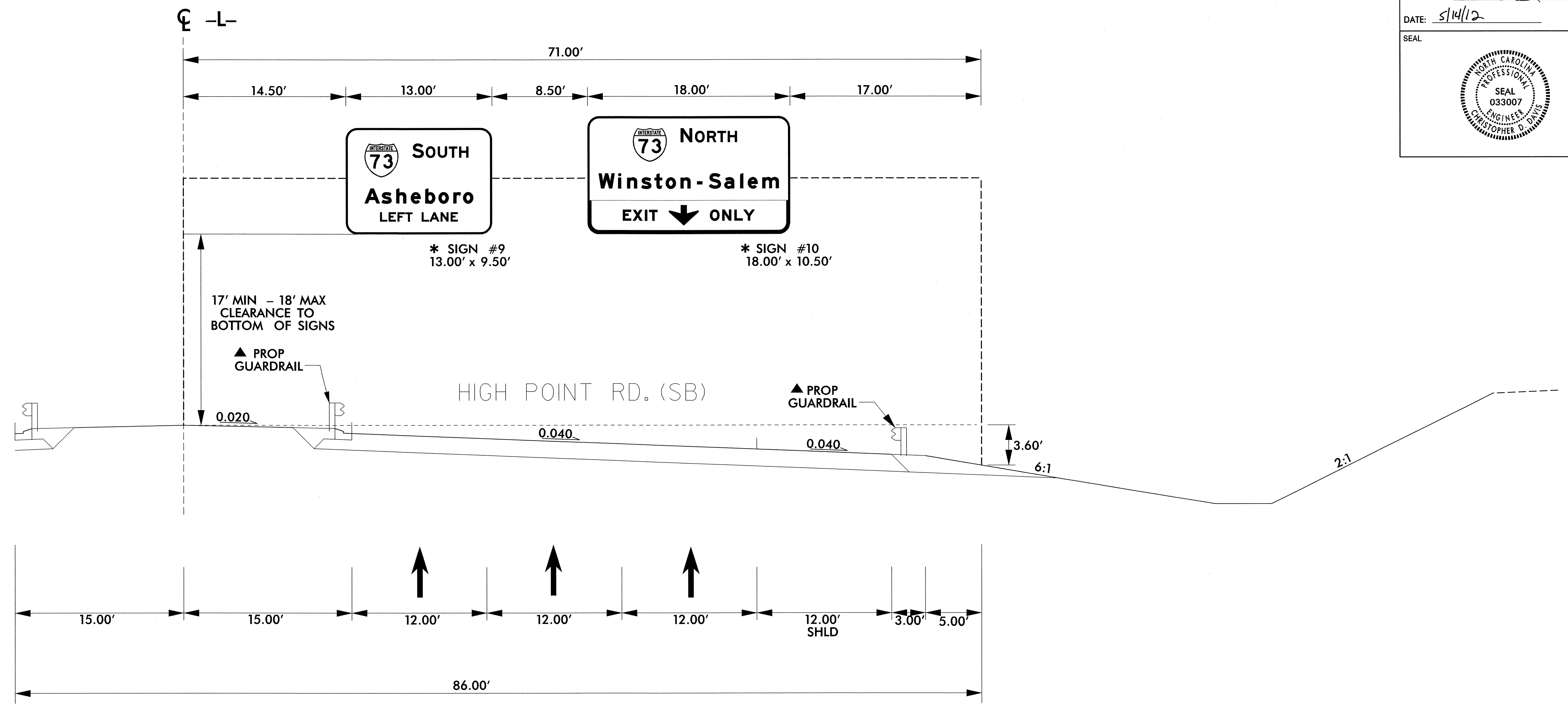
* THESE DIMENSIONS SHALL BE USED FOR WIND LOAD AND DEAD LOAD COMPUTATIONS IN DESIGN OF STRUCTURE AND FOOTINGS. DESIGN AND CONSTRUCTION REQUIREMENTS FOR SIGN STRUCTURES SHALL ACCOMMODATE WIND VELOCITY OF 90 M.P.H.

▲ SEE ROADWAY PLANS FOR GUARDRAIL AND GUIDERAIL LOCATIONS

PARSONS BRINCKERHOFF
 121 WEST TRADE STREET
 SUITE 1950
 CHARLOTTE, NC 28202
NC License No. P-1956

OVERHEAD SIGN
STA. 423 + 00.00 -L-
HIGH POINT RD. (SB)

14 MAY 2012 10:51 AM
 C:\p\0101A-U-2412-BNU-2412B-Traffic\Signing\U-2412B-RDY-XPL-signs.DGN
 Plotted At: W:\MCH-15-00027



NOTES:

- IF THE CONTRACTOR BIDS ALUMINUM SIGN STRUCTURE, EACH SHALL BE PROVIDED WITH AN APPROVED HIGHWAY TRUSS DAMPER DEVICE IN ACCORDANCE WITH AASHTO SPECIFICATIONS.
- MOUNT SIGNS VERTICALLY CENTERED ON HORIZONTAL MEMBER OF STRUCTURE.
- FIELD VERIFICATION SHALL BE REQUIRED FOR ALL FOOTING ELEVATIONS, PER THE LATEST NCDOT STANDARD SPECIFICATIONS FOR ROADS AND STRUCTURES. PROVIDE FIELD VERIFICATION TO THE SIGNING AND DELINEATION UNIT.
- THE TOP OF THE FOOTING SHALL EXTEND AT LEAST 6 INCHES AND NOT MORE THAN 24 INCHES ABOVE THE HIGHEST POINT OF THE GROUND SURFACE AT THE FOOTING.
- SIGN HANGERS AND ATTACHMENT HARDWARE SHALL BE PROVIDED AND INSTALLED ON THE ASSEMBLY TO ACCOMMODATE ALL SIGNS SHOWN IN THIS PLAN SHEET.
- DESIGN AND CONSTRUCTION REQUIREMENTS FOR SIGN STRUCTURES SHALL ACCOMMODATE WIND VELOCITY OF 90 M.P.H

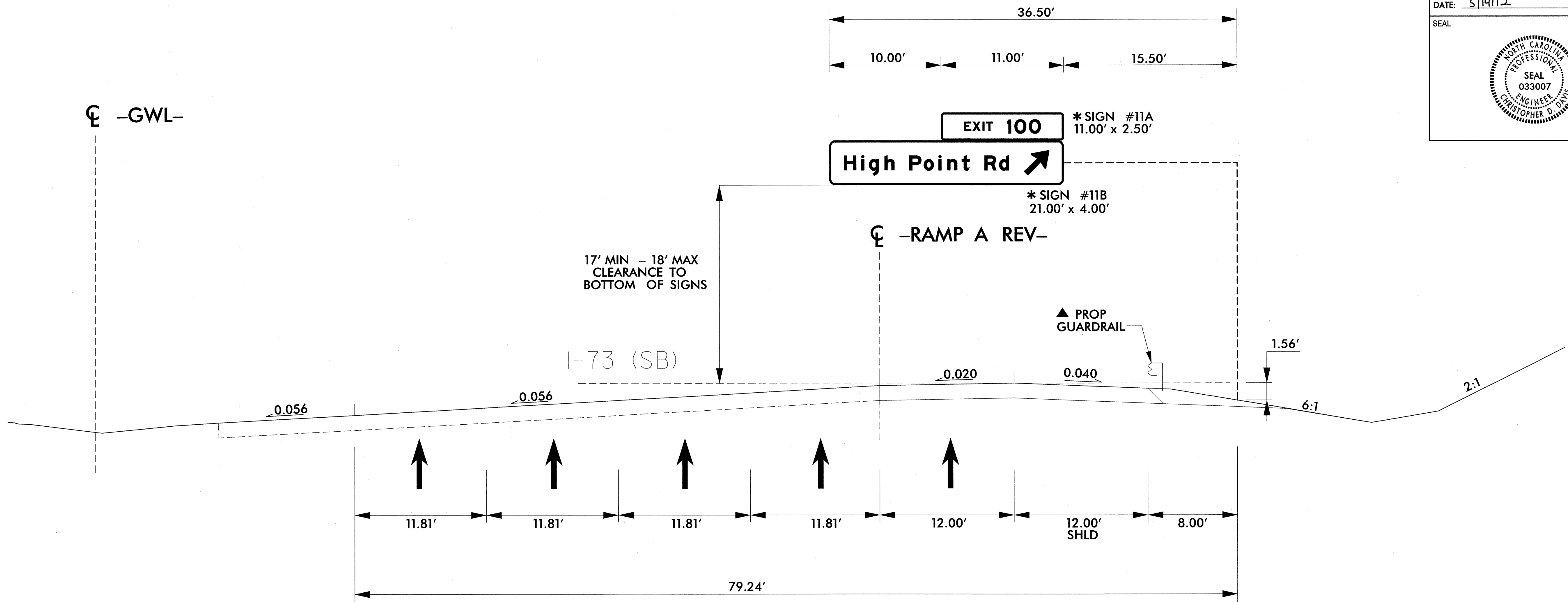
* THESE DIMENSIONS SHALL BE USED FOR WIND LOAD AND DEAD LOAD COMPUTATIONS IN DESIGN OF STRUCTURE AND FOOTINGS. DESIGN AND CONSTRUCTION REQUIREMENTS FOR SIGN STRUCTURES SHALL ACCOMMODATE WIND VELOCITY OF 90 M.P.H.

▲ SEE ROADWAY PLANS FOR GUARDRAIL AND GUIDERAIL LOCATIONS

PARSONS BRINCKERHOFF
 121 WEST TRADE STREET
 SUITE 1950
 CHARLOTTE, NC 28202
NC License No. P006

OVERHEAD SIGN
 STA. 438 + 47.03 -L-
 HIGH POINT RD. (SB)

14 MAY 2012 10:51:01 AM U-2412 BU-2412B Traffic Signing U-2412B_RDY_XPL.sigs.DGN
 Plotted by: AT-W-AMCHL-D-00027



NOTES:

- IF THE CONTRACTOR BIDS ALUMINUM SIGN STRUCTURE, EACH SHALL BE PROVIDED WITH AN APPROVED HIGHWAY TRUSS DAMPER DEVICE IN ACCORDANCE WITH AASHTO SPECIFICATIONS.
- MOUNT SIGNS VERTICALLY CENTERED ON HORIZONTAL MEMBER OF STRUCTURE.
- FIELD VERIFICATION SHALL BE REQUIRED FOR ALL FOOTING ELEVATIONS, PER THE LATEST NCDOT STANDARD SPECIFICATIONS FOR ROADS AND STRUCTURES. PROVIDE FIELD VERIFICATION TO THE SIGNING AND DELINEATION UNIT.
- THE TOP OF THE FOOTING SHALL EXTEND AT LEAST 6 INCHES AND NOT MORE THAN 24 INCHES ABOVE THE HIGHEST POINT OF THE GROUND SURFACE AT THE FOOTING.
- SIGN HANGERS AND ATTACHMENT HARDWARE SHALL BE PROVIDED AND INSTALLED ON THE ASSEMBLY TO ACCOMMODATE ALL SIGNS SHOWN IN THIS PLAN SHEET.
- DESIGN AND CONSTRUCTION REQUIREMENTS FOR SIGN STRUCTURES SHALL ACCOMMODATE WIND VELOCITY OF 90 M.P.H.

* THESE DIMENSIONS SHALL BE USED FOR WIND LOAD AND DEAD LOAD COMPUTATIONS IN DESIGN OF STRUCTURE AND FOOTINGS. DESIGN AND CONSTRUCTION REQUIREMENTS FOR SIGN STRUCTURES SHALL ACCOMMODATE WIND VELOCITY OF 90 M.P.H.

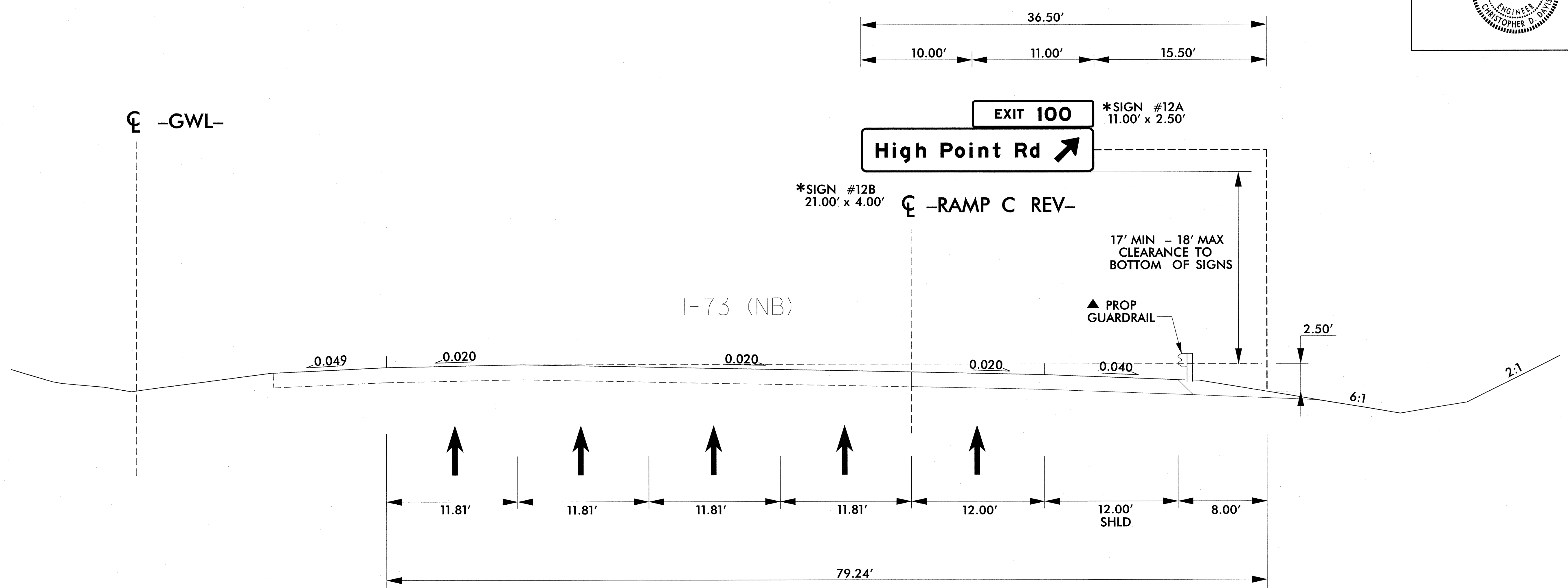

▲ SEE ROADWAY PLANS FOR GUARDRAIL AND GUIDERAIL LOCATIONS

PARSONS BRINCKERHOFF
 121 WEST TRADE STREET
 SUITE 1950
 CHARLOTTE, NC 28202
NC License No. P106

OVERHEAD SIGN
STA. 174 + 05.00 -GWL-
I-73 (SB)

14-MAY-2012 10:51:03 AM U:\2412 BU\U-2412BU-Traffic\Signing\U-2412BU-RDY-XPL-signs.DGN
 Plotted At: W:\ARCH\12-00027

APPROVED: *Ch D*
 DATE: 5/14/12




NOTES:

- IF THE CONTRACTOR BIDS ALUMINUM SIGN STRUCTURE, EACH SHALL BE PROVIDED WITH AN APPROVED HIGHWAY TRUSS DAMPER DEVICE IN ACCORDANCE WITH AASHTO SPECIFICATIONS.
- MOUNT SIGNS VERTICALLY CENTERED ON HORIZONTAL MEMBER OF STRUCTURE.
- FIELD VERIFICATION SHALL BE REQUIRED FOR ALL FOOTING ELEVATIONS, PER THE LATEST NCDOT STANDARD SPECIFICATIONS FOR ROADS AND STRUCTURES. PROVIDE FIELD VERIFICATION TO THE SIGNING AND DELINEATION UNIT.
- THE TOP OF THE FOOTING SHALL EXTEND AT LEAST 6 INCHES AND NOT MORE THAN 24 INCHES ABOVE THE HIGHEST POINT OF THE GROUND SURFACE AT THE FOOTING.
- SIGN HANGERS AND ATTACHMENT HARDWARE SHALL BE PROVIDED AND INSTALLED ON THE ASSEMBLY TO ACCOMMODATE ALL SIGNS SHOWN IN THIS PLAN SHEET.
- DESIGN AND CONSTRUCTION REQUIREMENTS FOR SIGN STRUCTURES SHALL ACCOMMODATE WIND VELOCITY OF 90 M.P.H

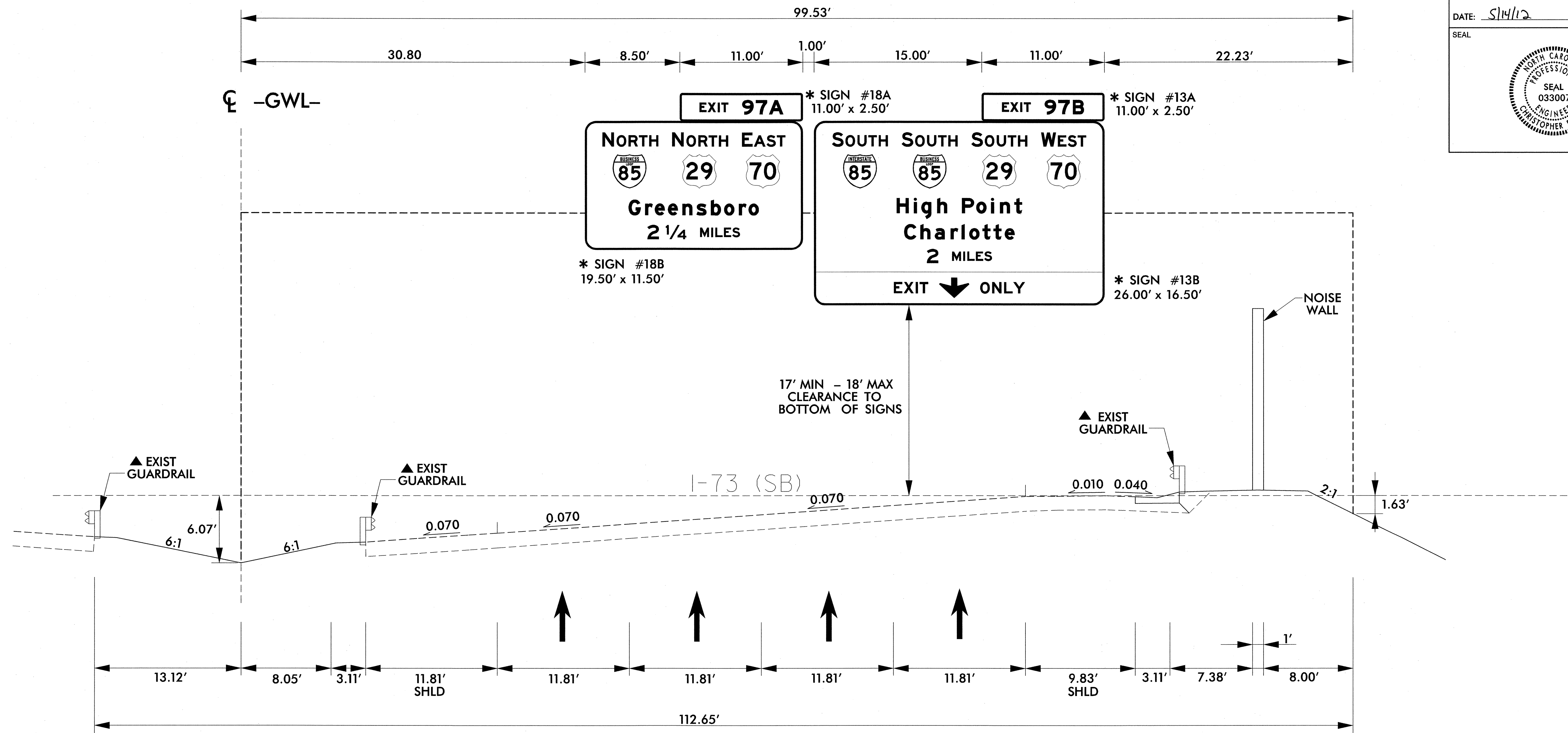
* THESE DIMENSIONS SHALL BE USED FOR WIND LOAD AND DEAD LOAD COMPUTATIONS IN DESIGN OF STRUCTURE AND FOOTINGS. DESIGN AND CONSTRUCTION REQUIREMENTS FOR SIGN STRUCTURES SHALL ACCOMMODATE WIND VELOCITY OF 90 M.P.H.

▲ SEE ROADWAY PLANS FOR GUARDRAIL AND GUIDERAIL LOCATIONS



OVERHEAD SIGN
STA. 144 + 00.00 -GWL-
I-73 (NB)

14 MAY 2012 09:51:01 A:\U-2412 BU-2412B-Traffic\Signing\U-2412B-RDY_XPL-signs.DGN
 Plotted by: ATW-AMCHL-10-00027



NOTES:

- IF THE CONTRACTOR BIDS ALUMINUM SIGN STRUCTURE, EACH SHALL BE PROVIDED WITH AN APPROVED HIGHWAY TRUSS DAMPER DEVICE IN ACCORDANCE WITH AASHTO SPECIFICATIONS.
- MOUNT SIGNS VERTICALLY CENTERED ON HORIZONTAL MEMBER OF STRUCTURE.
- FIELD VERIFICATION SHALL BE REQUIRED FOR ALL FOOTING ELEVATIONS, PER THE LATEST NCDOT STANDARD SPECIFICATIONS FOR ROADS AND STRUCTURES. PROVIDE FIELD VERIFICATION TO THE SIGNING AND DELINEATION UNIT.
- THE TOP OF THE FOOTING SHALL EXTEND AT LEAST 6 INCHES AND NOT MORE THAN 24 INCHES ABOVE THE HIGHEST POINT OF THE GROUND SURFACE AT THE FOOTING.
- SIGN HANGERS AND ATTACHMENT HARDWARE SHALL BE PROVIDED AND INSTALLED ON THE ASSEMBLY TO ACCOMMODATE ALL SIGNS SHOWN IN THIS PLAN SHEET.
- DESIGN AND CONSTRUCTION REQUIREMENTS FOR SIGN STRUCTURES SHALL ACCOMMODATE WIND VELOCITY OF 90 M.P.H.

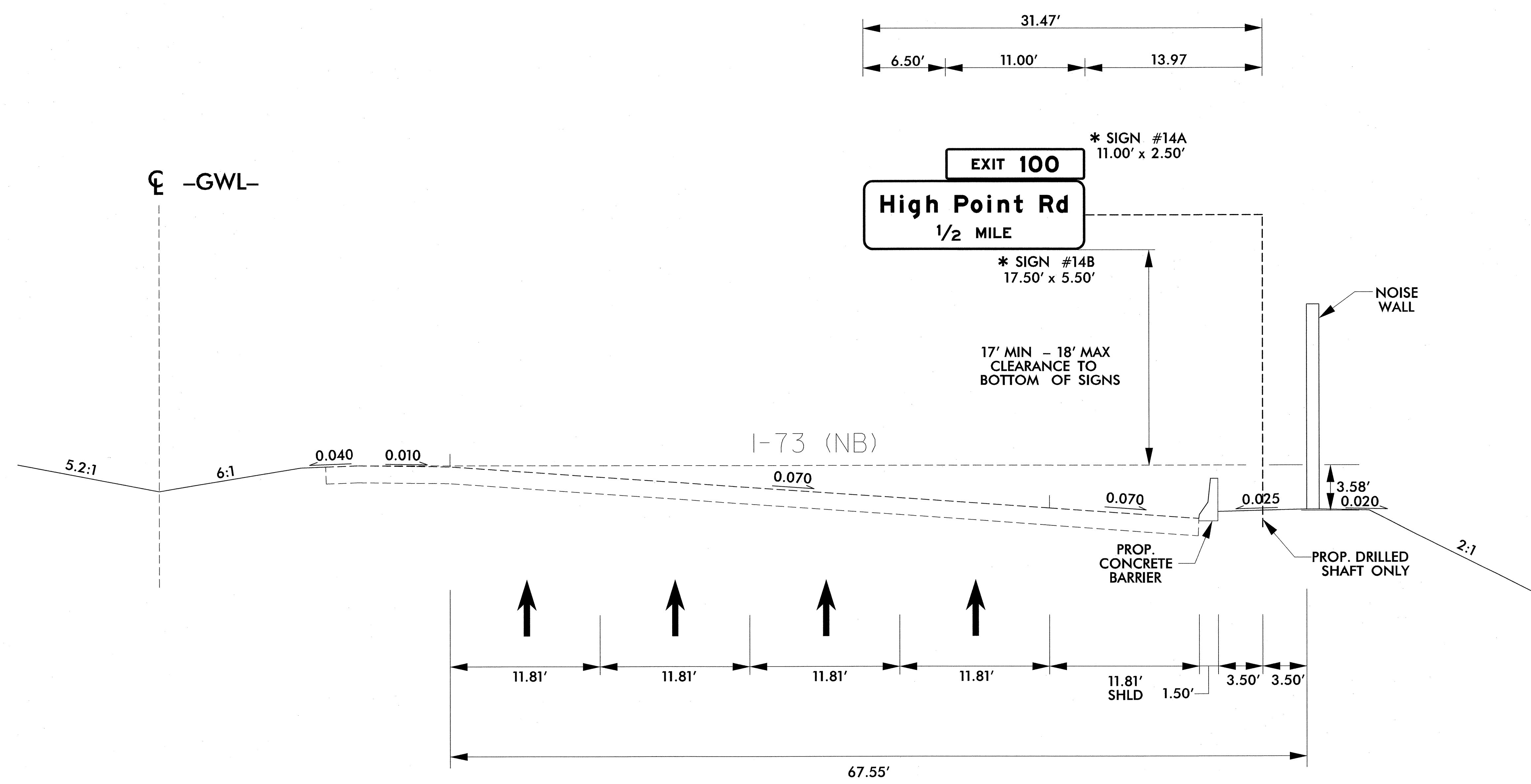

* THESE DIMENSIONS SHALL BE USED FOR WIND LOAD AND DEAD LOAD COMPUTATIONS IN DESIGN OF STRUCTURE AND FOOTINGS. DESIGN AND CONSTRUCTION REQUIREMENTS FOR SIGN STRUCTURES SHALL ACCOMMODATE WIND VELOCITY OF 90 M.P.H.

▲ SEE ROADWAY PLANS FOR GUARDRAIL AND GUIDERAIL LOCATIONS

**PARSONS
BRINCKERHOFF**
121 WEST TRADE STREET
SUITE 1950
CHARLOTTE, NC 28202
NC License No. P308

**OVERHEAD SIGN
STA. 131+00.00 -GWL-
I-73 (SB)**

APPROVED: *CLD*
DATE: 5/14/12




NOTES:

- IF THE CONTRACTOR BIDS ALUMINUM SIGN STRUCTURE, EACH SHALL BE PROVIDED WITH AN APPROVED HIGHWAY TRUSS DAMPER DEVICE IN ACCORDANCE WITH AASHTO SPECIFICATIONS.
- MOUNT SIGNS VERTICALLY CENTERED ON HORIZONTAL MEMBER OF STRUCTURE.
- FIELD VERIFICATION SHALL BE REQUIRED FOR ALL FOOTING ELEVATIONS, PER THE LATEST NCDOT STANDARD SPECIFICATIONS FOR ROADS AND STRUCTURES. PROVIDE FIELD VERIFICATION TO THE SIGNING AND DELINEATION UNIT.
- THE TOP OF THE FOOTING SHALL EXTEND AT LEAST 6 INCHES AND NOT MORE THAN 24 INCHES ABOVE THE HIGHEST POINT OF THE GROUND SURFACE AT THE FOOTING.
- SIGN HANGERS AND ATTACHMENT HARDWARE SHALL BE PROVIDED AND INSTALLED ON THE ASSEMBLY TO ACCOMMODATE ALL SIGNS SHOWN IN THIS PLAN SHEET.
- DESIGN AND CONSTRUCTION REQUIREMENTS FOR SIGN STRUCTURES SHALL ACCOMMODATE WIND VELOCITY OF 90 M.P.H.

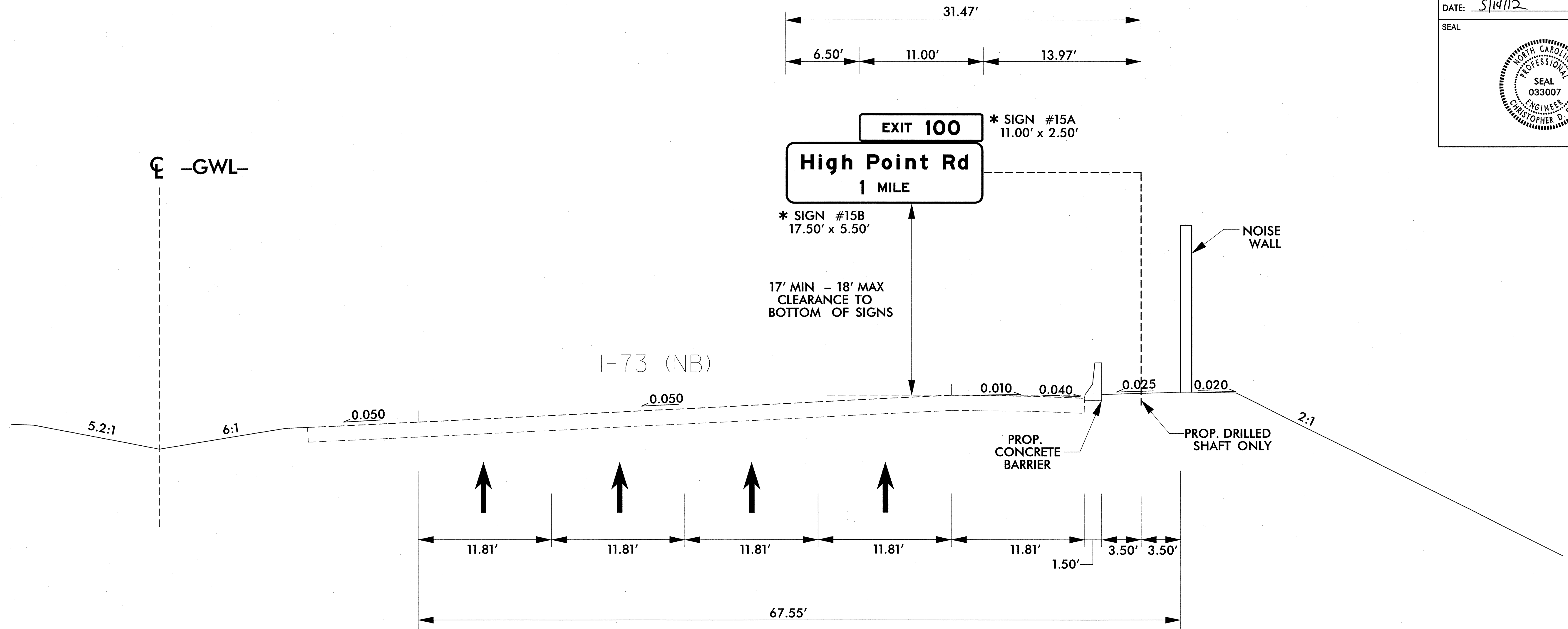
* THESE DIMENSIONS SHALL BE USED FOR WIND LOAD AND DEAD LOAD COMPUTATIONS IN DESIGN OF STRUCTURE AND FOOTINGS. DESIGN AND CONSTRUCTION REQUIREMENTS FOR SIGN STRUCTURES SHALL ACCOMMODATE WIND VELOCITY OF 90 M.P.H.

▲ SEE ROADWAY PLANS FOR GUARDRAIL AND GUIDERAIL LOCATIONS



OVERHEAD SIGN
STA. 117 + 94.78 -GWL-
I-73 (NB)

14 MAY 2012 10:51 AM U:\12412\12412\Traffic\Signing\U-2412B-RDY-XPL-signs.DGN
P:\projects\ATW\ARCH\12-00027



NOTES:

- IF THE CONTRACTOR BIDS ALUMINUM SIGN STRUCTURE, EACH SHALL BE PROVIDED WITH AN APPROVED HIGHWAY TRUSS DAMPER DEVICE IN ACCORDANCE WITH AASHTO SPECIFICATIONS.
- MOUNT SIGNS VERTICALLY CENTERED ON HORIZONTAL MEMBER OF STRUCTURE.
- FIELD VERIFICATION SHALL BE REQUIRED FOR ALL FOOTING ELEVATIONS, PER THE LATEST NCDOT STANDARD SPECIFICATIONS FOR ROADS AND STRUCTURES. PROVIDE FIELD VERIFICATION TO THE SIGNING AND DELINEATION UNIT.
- THE TOP OF THE FOOTING SHALL EXTEND AT LEAST 6 INCHES AND NOT MORE THAN 24 INCHES ABOVE THE HIGHEST POINT OF THE GROUND SURFACE AT THE FOOTING.
- SIGN HANGERS AND ATTACHMENT HARDWARE SHALL BE PROVIDED AND INSTALLED ON THE ASSEMBLY TO ACCOMMODATE ALL SIGNS SHOWN IN THIS PLAN SHEET.
- DESIGN AND CONSTRUCTION REQUIREMENTS FOR SIGN STRUCTURES SHALL ACCOMMODATE WIND VELOCITY OF 90 M.P.H.

* THESE DIMENSIONS SHALL BE USED FOR WIND LOAD AND DEAD LOAD COMPUTATIONS IN DESIGN OF STRUCTURE AND FOOTINGS. DESIGN AND CONSTRUCTION REQUIREMENTS FOR SIGN STRUCTURES SHALL ACCOMMODATE WIND VELOCITY OF 90 M.P.H.

▲ SEE ROADWAY PLANS FOR GUARDRAIL AND GUIDERAIL LOCATIONS

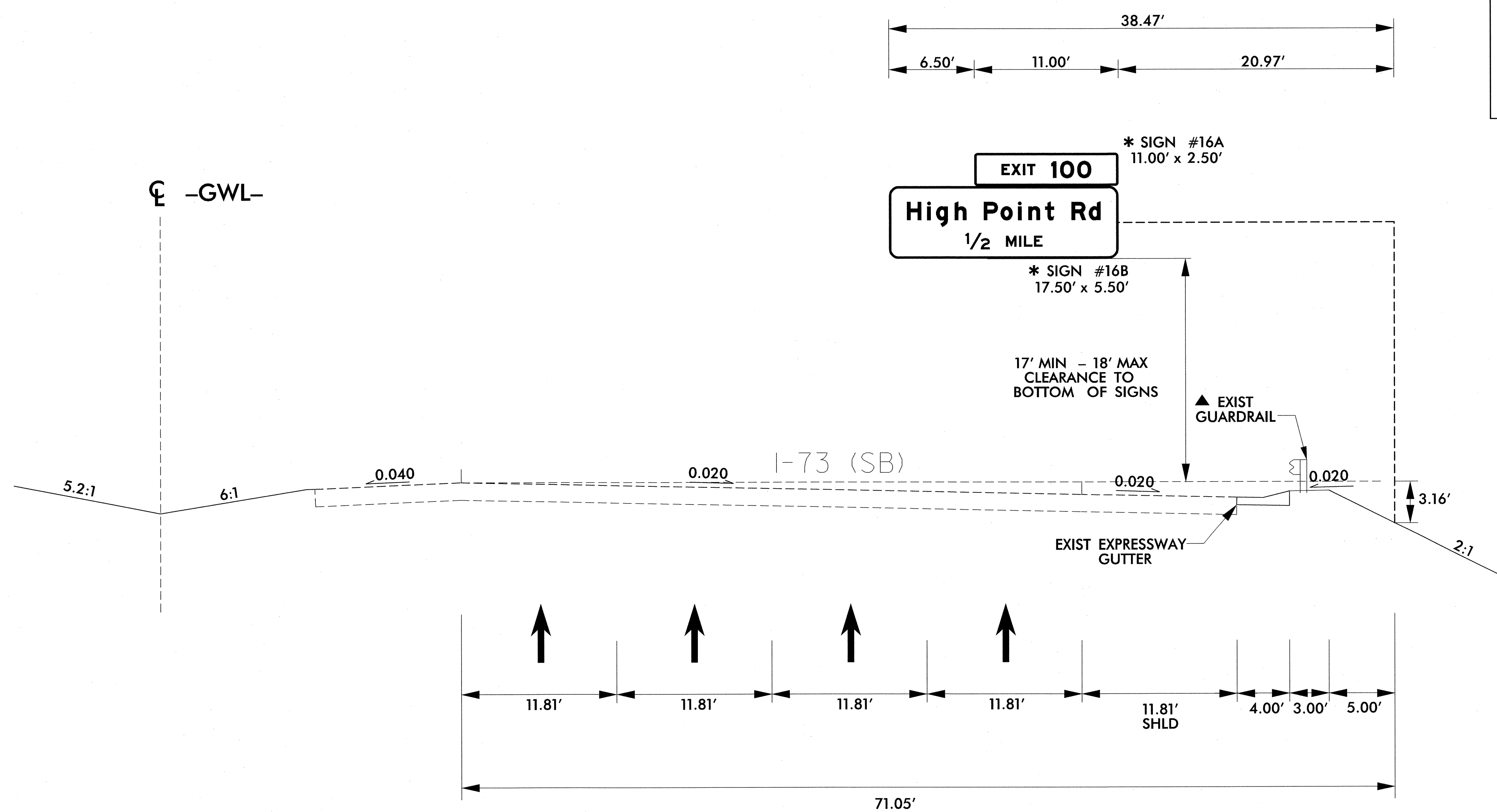
**PARSONS
BRINCKERHOFF**
121 WEST TRADE STREET
SUITE 1950
CHARLOTTE, NC 28202
NO. License No. 9106

**OVERHEAD SIGN
ONE MILE SOUTH OF STA. 10+00.00
OF RAMPCREV -GWL- I-73 (NB)**

APPROVED: *Chris D.D.*

DATE: 5/14/12

SEAL




NOTES:

- IF THE CONTRACTOR BIDS ALUMINUM SIGN STRUCTURE, EACH SHALL BE PROVIDED WITH AN APPROVED HIGHWAY TRUSS DAMPER DEVICE IN ACCORDANCE WITH AASHTO SPECIFICATIONS.
- MOUNT SIGNS VERTICALLY CENTERED ON HORIZONTAL MEMBER OF STRUCTURE.
- FIELD VERIFICATION SHALL BE REQUIRED FOR ALL FOOTING ELEVATIONS, PER THE LATEST NCDOT STANDARD SPECIFICATIONS FOR ROADS AND STRUCTURES. PROVIDE FIELD VERIFICATION TO THE SIGNING AND DELINEATION UNIT.
- THE TOP OF THE FOOTING SHALL EXTEND AT LEAST 6 INCHES AND NOT MORE THAN 24 INCHES ABOVE THE HIGHEST POINT OF THE GROUND SURFACE AT THE FOOTING.
- SIGN HANGERS AND ATTACHMENT HARDWARE SHALL BE PROVIDED AND INSTALLED ON THE ASSEMBLY TO ACCOMMODATE ALL SIGNS SHOWN IN THIS PLAN SHEET.
- DESIGN AND CONSTRUCTION REQUIREMENTS FOR SIGN STRUCTURES SHALL ACCOMMODATE WIND VELOCITY OF 90 M.P.H

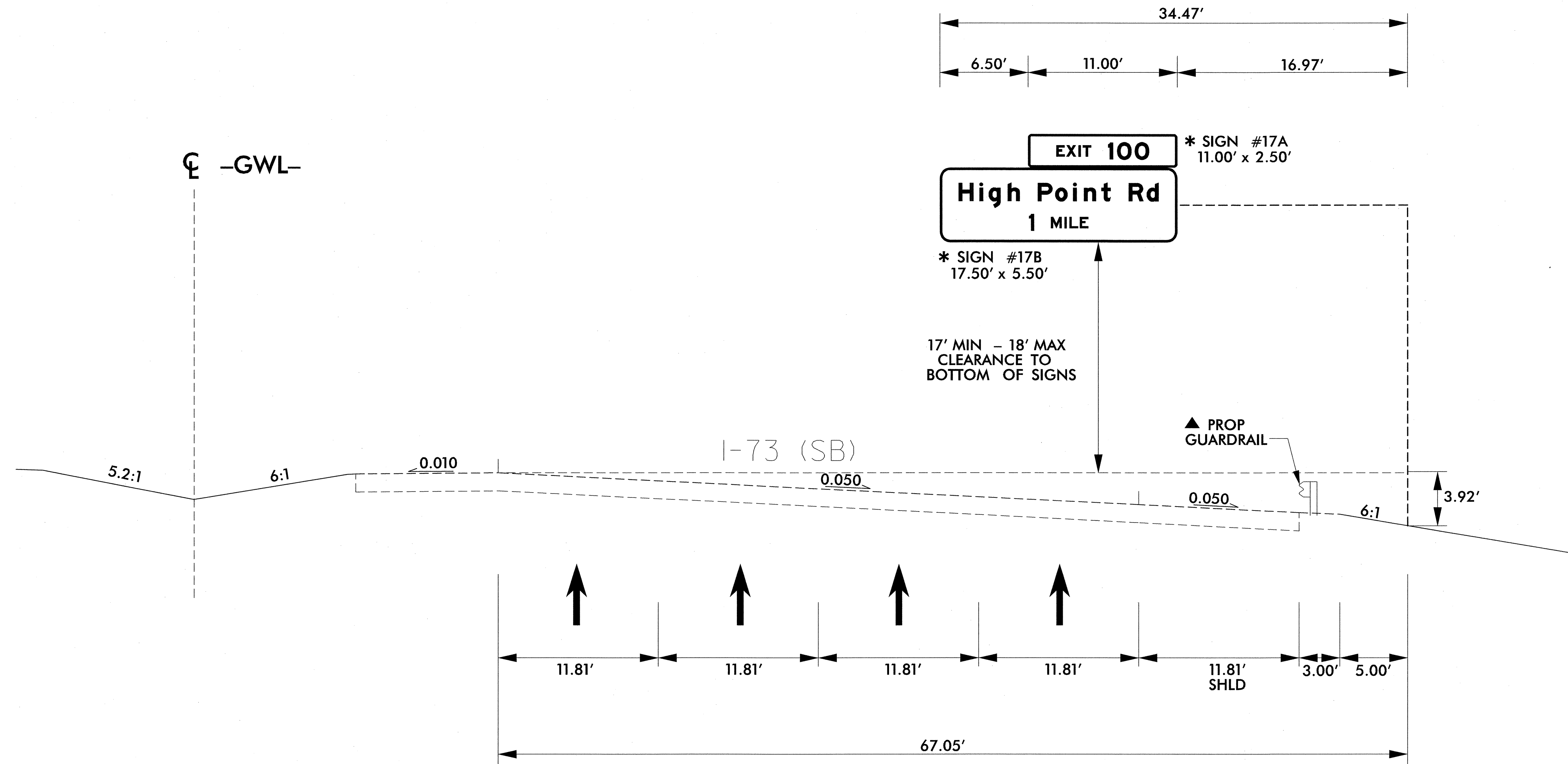
* THESE DIMENSIONS SHALL BE USED FOR WIND LOAD AND DEAD LOAD COMPUTATIONS IN DESIGN OF STRUCTURE AND FOOTINGS. DESIGN AND CONSTRUCTION REQUIREMENTS FOR SIGN STRUCTURES SHALL ACCOMMODATE WIND VELOCITY OF 90 M.P.H.

▲ SEE ROADWAY PLANS FOR GUARDRAIL AND GUIDERAIL LOCATIONS



OVERHEAD SIGN
STA. 195+10.00 -GWL-
I-73 (SB)

14 MAY 2012 09:51:01 A:\U-2412 BU-2412B-Traffic\Signing\U-2412B-RDY_XPL-signs.DGN
 Purcell
 U-2412B-Traffic\Signing\U-2412B-RDY_XPL-signs.DGN



NOTES:

- IF THE CONTRACTOR BIDS ALUMINUM SIGN STRUCTURE, EACH SHALL BE PROVIDED WITH AN APPROVED HIGHWAY TRUSS DAMPER DEVICE IN ACCORDANCE WITH AASHTO SPECIFICATIONS.
- MOUNT SIGNS VERTICALLY CENTERED ON HORIZONTAL MEMBER OF STRUCTURE.
- FIELD VERIFICATION SHALL BE REQUIRED FOR ALL FOOTING ELEVATIONS, PER THE LATEST NCDOT STANDARD SPECIFICATIONS FOR ROADS AND STRUCTURES. PROVIDE FIELD VERIFICATION TO THE SIGNING AND DELINEATION UNIT.
- THE TOP OF THE FOOTING SHALL EXTEND AT LEAST 6 INCHES AND NOT MORE THAN 24 INCHES ABOVE THE HIGHEST POINT OF THE GROUND SURFACE AT THE FOOTING.
- SIGN HANGERS AND ATTACHMENT HARDWARE SHALL BE PROVIDED AND INSTALLED ON THE ASSEMBLY TO ACCOMMODATE ALL SIGNS SHOWN IN THIS PLAN SHEET.
- DESIGN AND CONSTRUCTION REQUIREMENTS FOR SIGN STRUCTURES SHALL ACCOMMODATE WIND VELOCITY OF 90 M.P.H.


* THESE DIMENSIONS SHALL BE USED FOR WIND LOAD AND DEAD LOAD COMPUTATIONS IN DESIGN OF STRUCTURE AND FOOTINGS. DESIGN AND CONSTRUCTION REQUIREMENTS FOR SIGN STRUCTURES SHALL ACCOMMODATE WIND VELOCITY OF 90 M.P.H.

▲ SEE ROADWAY PLANS FOR GUARDRAIL AND GUIDERAIL LOCATIONS

**PARSONS
BRINCKERHOFF**
121 WEST TRADE STREET
SUITE 1950
CHARLOTTE, NC 28202
NC License No. 7906

**OVERHEAD SIGN
ONE MILE NORTH OF STA. 10+00.00
OF RAMPAREV -GWL- I-73 (SB)**

APPROVED: *Ch DD*
DATE: 5/14/12



SIGN NUMBER: 1,3B **BACKG COLOR:** Green
TYPE: A **COPY COLOR:** White
QUANTITY: 2
SIGN WIDTH: 18'-0" **HEIGHT:** 9'-6"
TOTAL AREA: 171.0 Sq.Ft.
BORDER TYPE: FLUSH
RECESS: 0"
WIDTH: 2"
RADII: 12"
NO. Z BARS: 3
LENGTH: 208.0
MAT'L: 0.125" (3.2 mm) ALUMINUM

DESIGN BY: K. Purnell **CHECKED BY:** C. Davis **DATE:** May 07, 2012
PROJECT ID: U-2412B/U-2524AE **DIV:** 7

USE NOTES: 1,2,3,4
 1. Legend and border shall be direct applied Grade A sheeting.
 2. Background shall be Grade C reflective sheeting.
 3. Shields shall be on 0.032" (0.8mm) aluminum and demountable.
 4. Shields shall be Grade A sheeting.

LETTER POSITIONS
 Letter spacings are to start of next letter

Letter	N	O	R	T	H	Series/Size
W	11.9	20.8	9.6	15.2	13.9	E 2000
L	58.3	11	11.4	10	9	EM 2000

Spacing Factor is 1 unless specified otherwise
 FILENAME: U-2412B_SGN_TYPE_A & B NORTH CAROLINA D.O.T. SIGN DETAIL

SIGN NUMBER: 3A,5A,6A,7A **BACKG COLOR:** Yellow
TYPE: B **COPY COLOR:** Black
QUANTITY: 4
SIGN WIDTH: 6'-0" **HEIGHT:** 2'-6"
TOTAL AREA: 15.0 Sq.Ft.
BORDER TYPE: INSET
RECESS: 0.75"
WIDTH: 1.25"
RADII: 3"
NO. Z BARS: 2
LENGTH: 64.0
MAT'L: 0.125" (3.2 mm) ALUMINUM

DESIGN BY: K. Purnell **CHECKED BY:** C. Davis **DATE:** May 07, 2012
PROJECT ID: U-2412B/U-2524AE **DIV:** 7

USE NOTES: 1,2
 1. Legend and border shall be direct applied black non-reflective sheeting.
 2. Background shall be yellow Grade C sheeting.

LETTER POSITIONS
 Letter spacings are to start of next letter

Letter	L	E	F	T	Series/Size
L	15.3	11	11.4	10	E 2000

Spacing Factor is 1 unless specified otherwise
 FILENAME: U-2412B_SGN_TYPE_A & B NORTH CAROLINA D.O.T. SIGN DETAIL

SIGN NUMBER: 2 **BACKG COLOR:** Green
TYPE: A **COPY COLOR:** White
QUANTITY: 1
SIGN WIDTH: 13'-0" **HEIGHT:** 10'-6"
TOTAL AREA: 136.5 Sq.Ft.
BORDER TYPE: FLUSH
RECESS: 0"
WIDTH: 2"
RADII: 12"
NO. Z BARS: 3
LENGTH: 148.0
MAT'L: 0.125" (3.2 mm) ALUMINUM

DESIGN BY: K. Purnell **CHECKED BY:** C. Davis **DATE:** May 07, 2012
PROJECT ID: U-2412B/U-2524AE **DIV:** 7

USE NOTES: 1,2,3,4,5
 1. Legend and border shall be direct applied Grade A sheeting.
 2. Background shall be Grade C reflective sheeting.
 3. Shields shall be on 0.032" (0.8mm) aluminum and demountable.
 4. Shields shall be Grade A sheeting.
 5. Bottom panel shall be yellow Grade C sheeting. Legend shall be direct applied black non-reflective sheeting. RECESS=2" THICKNESS=2".

LETTER POSITIONS
 Letter spacings are to start of next letter

Letter	S	O	U	T	H	Series/Size
A	20	18.2	15.6	15.5	15.5	E 2000
E	9.8	10.6	12.9	4.6	8.9	EM 2000

Spacing Factor is 1 unless specified otherwise
 FILENAME: U-2412B_SGN_TYPE_A & B NORTH CAROLINA D.O.T. SIGN DETAIL

SIGN NUMBER: 4 **BACKG COLOR:** Green
TYPE: A **COPY COLOR:** White
QUANTITY: 1
SIGN WIDTH: 13'-0" **HEIGHT:** 10'-6"
TOTAL AREA: 136.5 Sq.Ft.
BORDER TYPE: FLUSH
RECESS: 0"
WIDTH: 2"
RADII: 12"
NO. Z BARS: 3
LENGTH: 148.0
MAT'L: 0.125" (3.2 mm) ALUMINUM

DESIGN BY: K. Purnell **CHECKED BY:** C. Davis **DATE:** May 07, 2012
PROJECT ID: U-2412B/U-2524AE **DIV:** 7


USE NOTES: 1,2,3,4,5
 1. Legend and border shall be direct applied Grade A sheeting.
 2. Background shall be Grade C reflective sheeting.
 3. Shields shall be on 0.032" (0.8mm) aluminum and demountable.
 4. Shields shall be Grade A sheeting.
 5. Bottom panel shall be yellow Grade C sheeting. Legend shall be direct applied black non-reflective sheeting. RECESS=2" THICKNESS=2".

LETTER POSITIONS
 Letter spacings are to start of next letter

Letter	S	O	U	T	H	Series/Size
A	20	18.2	15.6	15.5	15.5	E 2000
E	12.7	10.5	13	4.5	9	EM 2000


Spacing Factor is 1 unless specified otherwise
 FILENAME: U-2412B_SGN_TYPE_A & B NORTH CAROLINA D.O.T. SIGN DETAIL

14-MAY-2012 10:51 AM
 C:\Projects\AT\W-AMCHL-0-00027
 U:\2412B\Traffic\Signing\U-2412B-SGN_TYPE_A & B.dgn
 K. Purnell



TYPE "A" & "B" SIGNS
(OVERHEAD)

APPROVED: *Ch D D*
DATE: *5/14/12*



SIGN NUMBER: 5B
TYPE: A
QUANTITY: 1
SIGN WIDTH: 16'-0"
HEIGHT: 8'-0"
TOTAL AREA: 128.0 Sq.Ft.
BORDER TYPE: FLUSH
RECESS: 0"
WIDTH: 2"
RADIUS: 12"
NO. Z BARS: 3
LENGTH: 184.0

BACKG COLOR: Green
COPY COLOR: White

SYMBOL	X	Y	WID	HT
M1_1	62	45.8	36	36
ARMED	14	34.3	22.4	35.3

MAT'L: 0.125" (3.2 mm) ALUMINUM

DESIGN BY: K. Purnell
PROJECT ID: U-2412B/U-2524AE
CHECKED BY: C. Davis
DIV: 7
DATE: May 07, 2012

USE NOTES: 1,2,3,4
1. Legend and border shall be direct applied Grade A sheeting.
2. Background shall be Grade C reflective sheeting.
3. Shields shall be on 0.032" (0.8mm) aluminum and demountable.
4. Shields shall be Grade A sheeting.

Spacing Factor is 1 unless specified otherwise

LETTER POSITIONS

Letter spacings are to start of next letter

Series/Size	Text Length
E 2000	59.8
EM 2000	116

FILENAME: U-2412B_SGN_TYPE_A & B
NORTH CAROLINA D.O.T. SIGN DETAIL

SIGN NUMBER: 7B,9
TYPE: A
QUANTITY: 2
SIGN WIDTH: 13'-0"
HEIGHT: 9'-6"
TOTAL AREA: 123.5 Sq.Ft.
BORDER TYPE: FLUSH
RECESS: 0"
WIDTH: 2"
RADIUS: 12"
NO. Z BARS: 3
LENGTH: 148.0

BACKG COLOR: Green
COPY COLOR: White

SYMBOL	X	Y	WID	HT
M1_1	20	63	36	36

MAT'L: 0.125" (3.2 mm) ALUMINUM

DESIGN BY: K. Purnell
PROJECT ID: U-2412B/U-2524AE
CHECKED BY: C. Davis
DIV: 7
DATE: May 07, 2012

USE NOTES: 1,2,3,4
1. Legend and border shall be direct applied Grade A sheeting.
2. Background shall be Grade C reflective sheeting.
3. Shields shall be on 0.032" (0.8mm) aluminum and demountable.
4. Shields shall be Grade A sheeting.

Spacing Factor is 1 unless specified otherwise

LETTER POSITIONS

Letter spacings are to start of next letter

Series/Size	Text Length
E 2000	59.8
EM 2000	116
E 2000	99.5

FILENAME: U-2412B_SGN_TYPE_A & B
NORTH CAROLINA D.O.T. SIGN DETAIL

SIGN NUMBER: 6B
TYPE: A
QUANTITY: 1
SIGN WIDTH: 21'-0"
HEIGHT: 8'-0"
TOTAL AREA: 168.0 Sq.Ft.
BORDER TYPE: FLUSH
RECESS: 0"
WIDTH: 2"
RADIUS: 12"
NO. Z BARS: 3
LENGTH: 244.0

BACKG COLOR: Green
COPY COLOR: White

SYMBOL	X	Y	WID	HT
M1_1	87	45.4	36	36
ARMED	12.4	34.3	22.4	35.3

MAT'L: 0.125" (3.2 mm) ALUMINUM

DESIGN BY: K. Purnell
PROJECT ID: U-2412B/U-2524AE
CHECKED BY: C. Davis
DIV: 7
DATE: May 07, 2012

USE NOTES: 1,2,3,4
1. Legend and border shall be direct applied Grade A sheeting.
2. Background shall be Grade C reflective sheeting.
3. Shields shall be on 0.032" (0.8mm) aluminum and demountable.
4. Shields shall be Grade A sheeting.

Spacing Factor is 1 unless specified otherwise

LETTER POSITIONS

Letter spacings are to start of next letter

Series/Size	Text Length
E 2000	59.9
EM 2000	192.2

FILENAME: U-2412B_SGN_TYPE_A & B
NORTH CAROLINA D.O.T. SIGN DETAIL

SIGN NUMBER: 8
TYPE: A
QUANTITY: 1
SIGN WIDTH: 18'-0"
HEIGHT: 10'-6"
TOTAL AREA: 189.0 Sq.Ft.
BORDER TYPE: FLUSH
RECESS: 0"
WIDTH: 2"
RADIUS: 12"
NO. Z BARS: 3
LENGTH: 208.0

BACKG COLOR: Green
COPY COLOR: White

SYMBOL	X	Y	WID	HT
M1_1	48.5	77.6	36	36
ARMED	88.9	6.3	22.4	35.3

MAT'L: 0.125" (3.2 mm) ALUMINUM

DESIGN BY: K. Purnell
PROJECT ID: U-2412B/U-2524AE
CHECKED BY: C. Davis
DIV: 7
DATE: May 07, 2012

USE NOTES: 1,2,3,4,5
1. Legend and border shall be direct applied Grade A sheeting.
2. Background shall be Grade C reflective sheeting.
3. Shields shall be on 0.032" (0.8mm) aluminum and demountable.
4. Shields shall be Grade A sheeting.
5. Bottom panel shall be yellow Grade C sheeting. Legend shall be direct applied black non-reflective sheeting. RECESS=2" THICKNESS=2".

YELLOW PANEL BORDER
R=10" R=12"
TH=2" TH=2"
IN=2"

Spacing Factor is 1 unless specified otherwise


LETTER POSITIONS

Letter spacings are to start of next letter

Series/Size	Text Length
E 2000	59.9
EM 2000	192.2
EM 2000	37
EM 2000	47.8

FILENAME: U-2412B_SGN_TYPE_A & B
NORTH CAROLINA D.O.T. SIGN DETAIL

14-MAY-2012 10:51
C:\Projects\0101A-U-2412 B-U-2412B\Traffic\Signing\U-2412B_SGN_TYPE_A & B.dgn
Purnell,K




TYPE "A" & "B" SIGNS
(OVERHEAD)

TIP NO. U-2412BU-2524AE SHEET NO. SIGN-3B

APPROVED: *CLL DD*

DATE: *5/14/12*

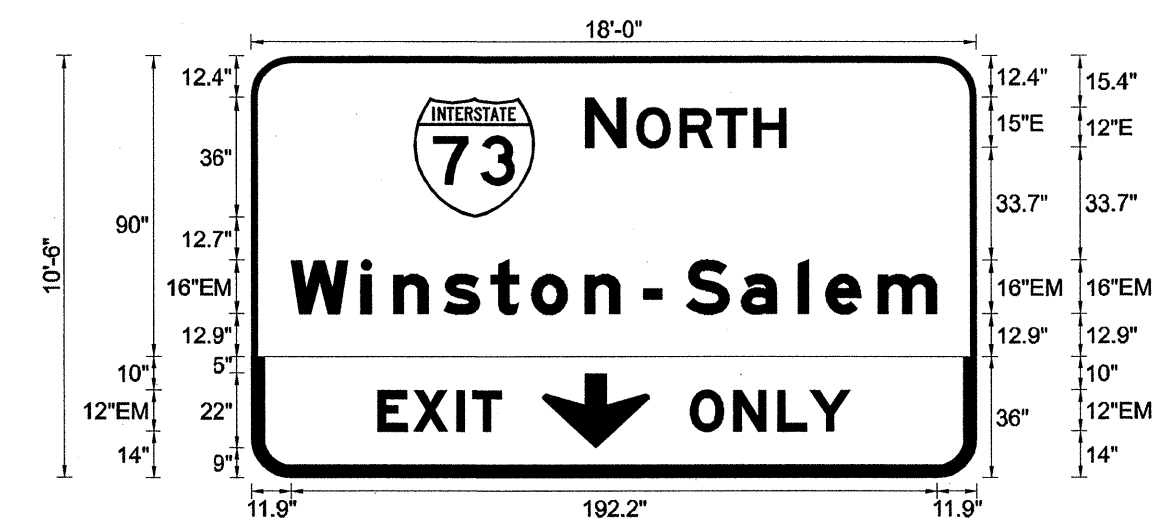
SEAL



SIGN NUMBER: 10 TYPE: A
 QUANTITY: 1
 SIGN WIDTH: 18'-0" HEIGHT: 10'-6"
 TOTAL AREA: 189.0 Sq.Ft.
 BORDER TYPE: FLUSH RECESS: 0" WIDTH: 2" RADII: 12"
 NO. Z BARS: 3 LENGTH: 208.0

BACKG COLOR: Green COPY COLOR: White
 SYMBOLOGY TABLE:
 SYMBOL X Y WID HT
 MI_1 48.5 77.6 36 36
 ARDOWN 86.6 9 32 22

DESIGN BY: K. Purnell CHECKED BY: C. Davis DATE: May 07, 2012
 PROJECT ID: U-2412B/U-2524AE DIV: 7



USE NOTES: 1,2,3,4,5
 1. Legend and border shall be direct applied Grade A sheeting.
 2. Background shall be Grade C reflective sheeting.
 3. Shields shall be on 0.032" (0.8mm) aluminum and demountable.
 4. Shields shall be Grade A sheeting.
 5. Bottom panel shall be yellow Grade C sheeting. Legend shall be direct applied black non-reflective sheeting. RECESS=2" THICKNESS=2".

LETTER POSITIONS

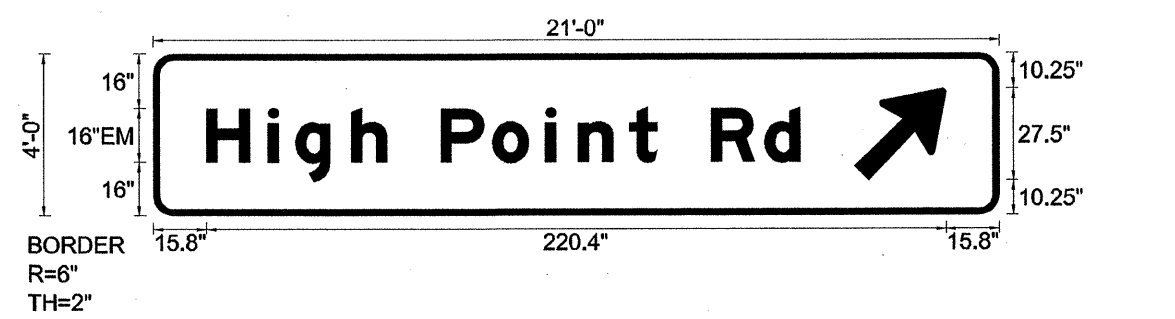
Letter spacings are to start of next letter												Series/Size Text Length			
N	O	R	T	H								E	2000		
99.5	15.3	12.8	11.1	11	9.7	56.6								59.9	
W	I	N	S	T	O	N	S	A	L	E	M	EM 2000			
11.9	20.8	9.6	15.2	13.9	12	15.8	17.6	12.6	16.5	16.9	8.2	15.5	17.6	11.9	192.2
E	X	I	T									EM 2000			
37.7	10.5	13	4.5	9	141.3									37	
O	N	L	Y									EM 2000			
130.6	13	13.1	9.6	12.1	37.6									47.8	

FILENAME: U-2412B_SGN_TYPE_A & B NORTH CAROLINA D.O.T. SIGN DETAIL

SIGN NUMBER: 11B,12B TYPE: A
 QUANTITY: 2
 SIGN WIDTH: 21'-0" HEIGHT: 4'-0"
 TOTAL AREA: 84.0 Sq.Ft.
 BORDER TYPE: FLUSH RECESS: 0" WIDTH: 2" RADII: 6"
 NO. Z BARS: 2 LENGTH: 244.0

BACKG COLOR: Green COPY COLOR: White
 SYMBOLOGY TABLE:
 SYMBOL X Y WID HT
 ARMED 208.8 10.3 22.4 35.3

DESIGN BY: K. Purnell CHECKED BY: C. Davis DATE: May 07, 2012
 PROJECT ID: U-2412B/U-2524AE DIV: 7



USE NOTES: 1,2
 1. Legend and border shall be direct applied Grade A sheeting.
 2. Background shall be Grade C reflective sheeting.

LETTER POSITIONS

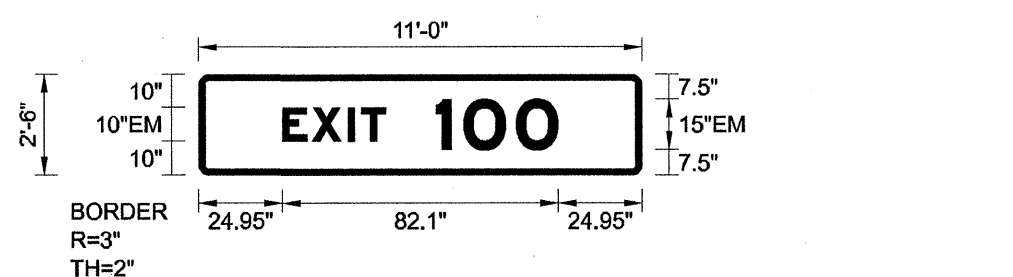
Letter spacings are to start of next letter												Series/Size Text Length			
H	I	g	h	P	o	i	n	t	R	d			E	2000	
15.8	18.4	8.2	16.9	10.6	16	15.3	15.9	9.6	15.3	8.4	16	15.8	10.6	59.2	177

FILENAME: U-2412B_SGN_TYPE_A & B NORTH CAROLINA D.O.T. SIGN DETAIL

SIGN NUMBER: 11A,12A,14A,15A,16A,17A TYPE: B
 QUANTITY: 6
 SIGN WIDTH: 11'-0" HEIGHT: 2'-6"
 TOTAL AREA: 27.5 Sq.Ft.
 BORDER TYPE: FLUSH RECESS: 0" WIDTH: 2" RADII: 3"
 NO. Z BARS: 2 LENGTH: 124.0

BACKG COLOR: Green COPY COLOR: White
 SYMBOLOGY TABLE:
 SYMBOL X Y WID HT

DESIGN BY: K. Purnell CHECKED BY: C. Davis DATE: May 07, 2012
 PROJECT ID: U-2412B/U-2524AE DIV: 7



USE NOTES: 1,2
 1. Legend and border shall be direct applied Grade A sheeting.
 2. Background shall be Grade C reflective sheeting.

LETTER POSITIONS

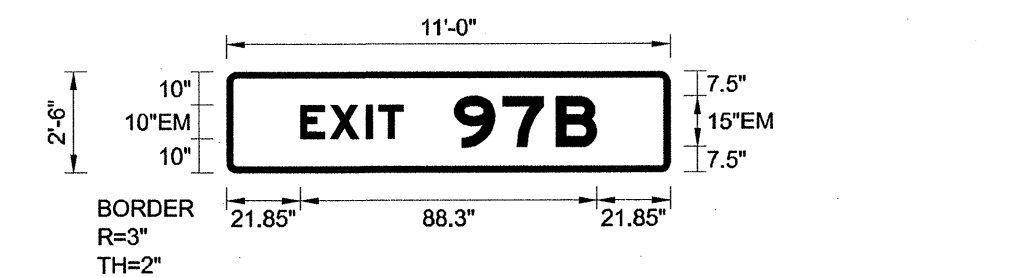
Letter spacings are to start of next letter												Series/Size Text Length	
E	X	I	T	1	0	0						E	2000
25	8.8	10.8	3.8	7.4	15	8.1	15.6	12.6	24.9			82.1	

FILENAME: U-2412B_SGN_TYPE_A & B NORTH CAROLINA D.O.T. SIGN DETAIL

SIGN NUMBER: 13A TYPE: B
 QUANTITY: 1
 SIGN WIDTH: 11'-0" HEIGHT: 2'-6"
 TOTAL AREA: 27.5 Sq.Ft.
 BORDER TYPE: FLUSH RECESS: 0" WIDTH: 2" RADII: 3"
 NO. Z BARS: 2 LENGTH: 124.0

BACKG COLOR: Green COPY COLOR: White
 SYMBOLOGY TABLE:
 SYMBOL X Y WID HT

DESIGN BY: K. Purnell CHECKED BY: C. Davis DATE: May 07, 2012
 PROJECT ID: U-2412B/U-2524AE DIV: 7



USE NOTES: 1,2
 1. Legend and border shall be direct applied Grade A sheeting.
 2. Background shall be Grade C reflective sheeting.


LETTER POSITIONS

Letter spacings are to start of next letter												Series/Size Text Length	
E	X	I	T	9	7	B						E	2000
21.9	8.8	10.8	3.8	7.4	15	14.5	15.8	12.2	21.8			88.3	

FILENAME: U-2412B_SGN_TYPE_A & B NORTH CAROLINA D.O.T. SIGN DETAIL

14-MAY-2012 10:51 AM
 C:\Users\kjp\Documents\Projects\AT W-AMCHL-0-00027
 Purnell\K

APPROVED: *Chris D.D.*
DATE: 5/14/12



SIGN NUMBER: 138 BACKG COLOR: Green
TYPE: A COPY COLOR: White
QUANTITY: 1
SIGN WIDTH: 26'-0"
HEIGHT: 16'-6"
TOTAL AREA: 429.0 Sq.Ft.
BORDER TYPE: FLUSH
RECESS: 0"
WIDTH: 2"
RADIUS: 12"
NO. Z BARS: 6
LENGTH: 304.0

DESIGN BY: K. Purnell
PROJECT ID: U-2412B/U-2524AE
CHECKED BY: C. Davis
DIV: 7
DATE: May 07, 2012

MAT'L: 0.125" (3.2 mm) ALUMINUM

USE NOTES: 1,2,3,4,5
1. Legend and border shall be direct applied Grade A sheeting.
2. Background shall be Grade C reflective sheeting.
3. Shields shall be on 0.032" (0.8mm) aluminum and demountable.
4. Shields shall be Grade A sheeting.
5. Bottom panel shall be yellow Grade C sheeting. Legend shall be direct applied black non-reflective sheeting. RECESS=2" THICKNESS=2".

LETTER POSITIONS

Letter spacings are to start of next letter

Letter	Series/Size	Text Length
S O U T H	E 2000	19.5
H I G H	E 2000	14.4
P O I N T	E 2000	14.4
R D	E 2000	10.6
M I L E	E 2000	12.2
2	E 2000	10.6
M I L E S	E 2000	12.2
E X I T	E 2000	10.6
9 7 A	E 2000	10.6

FILENAME: U-2412B_SGN_TYPE_A & B NORTH CAROLINA D.O.T. SIGN DETAIL

SIGN NUMBER: 158,17B BACKG COLOR: Green
TYPE: A COPY COLOR: White
QUANTITY: 2
SIGN WIDTH: 17'-6"
HEIGHT: 5'-6"
TOTAL AREA: 96.3 Sq.Ft.
BORDER TYPE: FLUSH
RECESS: 0"
WIDTH: 2"
RADIUS: 9"
NO. Z BARS: 2
LENGTH: 202.0

DESIGN BY: K. Purnell
PROJECT ID: U-2412B/U-2524AE
CHECKED BY: C. Davis
DIV: 7
DATE: May 07, 2012

MAT'L: 0.125" (3.2 mm) ALUMINUM

USE NOTES: 1,2
1. Legend and border shall be direct applied Grade A sheeting.
2. Background shall be Grade C reflective sheeting.

LETTER POSITIONS

Letter spacings are to start of next letter

Letter	Series/Size	Text Length
H I G H	EM 2000	16.5
P O I N T	EM 2000	16.5
R D	EM 2000	10.6
M I L E	E 2000	12.2

FILENAME: U-2412B_SGN_TYPE_A & B NORTH CAROLINA D.O.T. SIGN DETAIL

SIGN NUMBER: 148,168 BACKG COLOR: Green
TYPE: A COPY COLOR: White
QUANTITY: 2
SIGN WIDTH: 17'-6"
HEIGHT: 5'-6"
TOTAL AREA: 96.3 Sq.Ft.
BORDER TYPE: FLUSH
RECESS: 0"
WIDTH: 2"
RADIUS: 9"
NO. Z BARS: 2
LENGTH: 202.0

DESIGN BY: K. Purnell
PROJECT ID: U-2412B/U-2524AE
CHECKED BY: C. Davis
DIV: 7
DATE: May 07, 2012

MAT'L: 0.125" (3.2 mm) ALUMINUM

USE NOTES: 1,2
1. Legend and border shall be direct applied Grade A sheeting.
2. Background shall be Grade C reflective sheeting.

LETTER POSITIONS

Letter spacings are to start of next letter

Letter	Series/Size	Text Length
H I G H	EM 2000	16.5
P O I N T	EM 2000	16.5
R D	EM 2000	10.6
1/2	E 2000	7.0
M I L E	E 2000	12.2

FILENAME: U-2412B_SGN_TYPE_A & B NORTH CAROLINA D.O.T. SIGN DETAIL

SIGN NUMBER: 18A BACKG COLOR: Green
TYPE: B COPY COLOR: White
QUANTITY: 1
SIGN WIDTH: 11'-0"
HEIGHT: 2'-6"
TOTAL AREA: 27.5 Sq.Ft.
BORDER TYPE: FLUSH
RECESS: 0"
WIDTH: 2"
RADIUS: 3"
NO. Z BARS: 2
LENGTH: 124.0

DESIGN BY: K. Purnell
PROJECT ID: U-2412B/U-2524AE
CHECKED BY: C. Davis
DIV: 7
DATE: May 07, 2012

MAT'L: 0.125" (3.2 mm) ALUMINUM

USE NOTES: 1,2
1. Legend and border shall be direct applied Grade A sheeting.
2. Background shall be Grade C reflective sheeting.

LETTER POSITIONS


Letter spacings are to start of next letter

Letter	Series/Size	Text Length
E X I T	EM 2000	21.1
9 7 A	EM 2000	21.1

FILENAME: U-2412B_SGN_TYPE_A & B NORTH CAROLINA D.O.T. SIGN DETAIL

14-MAY-2012 10:51 AM U:\Projects\2412B\Traffic\Signing\U-2412B_SGN_TYPE_A & B.dgn

APPROVED: *CLL DD*
 DATE: *5/14/12*



SIGN NUMBER: 18B	BACKG COLOR: Green	DESIGN BY: K. Purnell	CHECKED BY: C. Davis	DATE: May 07, 2012
TYPE: A	COPY COLOR: White	PROJECT ID: U-2412B/U-2524AE	DIV: 7	

SYMBOL	X	Y	WID	HT
M1_2	30	66.1	36	36
M1_4	104.8	66.1	36	36
M1_4	173.1	66.1	36	36

TOTAL AREA: 224.3 Sq. Ft.

BORDER TYPE: FLUSH
 RECESS: 0"
 WIDTH: 2"
 RADII: 12"

NO. Z BARS: 3
 LENGTH: 226.0

MAT'L: 0.125" (3.2 mm) ALUMINUM

USE NOTES: 1,2,3,4

- Legend and border shall be direct applied Grade A sheeting.
- Background shall be Grade C reflective sheeting.
- Shields shall be on 0.032" (0.8mm) aluminum and demountable.
- Shields shall be Grade A sheeting.

BORDER
 R=12"
 TH=2"

Spacing Factor is 1 unless specified otherwise

LETTER POSITIONS

Letter spacings are to start of next letter


Letter	N	O	R	T	H	Series/Size	Text Length
N O R T H	18.9	15.3	12.8	11.1	11	E 2000	59.9
E A S T	93.8	15.3	12.9	11	11	E 2000	59.9
E A S T	168.8	12.7	13.6	11	9.1	E 2000	46.4
G R E E N S B O R O	47	17.7	10.4	14.1	15.5	EM 2000	139.7
M I L E S	67.2	19.6	7.5	14.5	15	E 2000	99.2

FILENAME: U-2412B_SGN_TYPE_A & B

NORTH CAROLINA D.O.T. SIGN DETAIL

14-MAY-2012 10:51
 G:\Projects\AT\W-ANCHL-D-00027
 Purnell

APPROVED: *Ch D D*
 DATE: *5/14/12*



SIGN NUMBER: 101 TYPE: B QUANTITY: 1 SIGN WIDTH: 7'-6" HEIGHT: 4'-6" TOTAL AREA: 33.8 Sq.Ft. BORDER TYPE: FLUSH RECESS: 0" WIDTH: 1" RADIUS: 6" NO. Z BARS: 2 LENGTH: 82.0	<table border="1"> <tr> <th>SYMBOL</th> <th>X</th> <th>Y</th> <th>WID</th> <th>HT</th> </tr> <tr> <td>ARUP</td> <td>8.1</td> <td>32.1</td> <td>8</td> <td>12</td> </tr> <tr> <td>ARUP</td> <td>69.6</td> <td>5.9</td> <td>8</td> <td>12</td> </tr> </table> <p>MAT'L: 0.125" (3.2 mm) ALUMINUM</p>	SYMBOL	X	Y	WID	HT	ARUP	8.1	32.1	8	12	ARUP	69.6	5.9	8	12	DESIGN BY: K. Purnell PROJECT ID: U-2412B/U-2524AE CHECKED BY: C. Davis DIV: 7 DATE: May 07, 2012
SYMBOL	X	Y	WID	HT													
ARUP	8.1	32.1	8	12													
ARUP	69.6	5.9	8	12													

USE NOTES: 1,2
 1. Legend and border shall be direct applied Grade C sheeting.
 2. Background shall be Grade C reflective sheeting.

Spacing Factor is 1 unless specified otherwise

Letter positions										Series/Size
Letter spacings are to start of next letter										Text Length
J	a	n	e	s	t	o	w	n		D 2000
26.8	6.5	6.1	9.1	5.4	4	3.8	5.5	10	4.7	55.1
H	i	g	h	P	o	i	n	t		D 2000
31.1	7.2	2.6	6.4	4.7	6	6.2	6.1	2.9	5.5	50.8
G	r	e	e	n	s	b	o	r	o	D 2000
8.4	7.1	3.7	6.5	5.8	5.8	4.8	5.7	6.2	3.7	53.1

FILENAME: U-2412B_SGN_TYPE_A & B
 NORTH CAROLINA D.O.T. SIGN DETAIL

SIGN NUMBER: 201,202 TYPE: A QUANTITY: 2 SIGN WIDTH: 8'-0" HEIGHT: 5'-0" TOTAL AREA: 40.0 Sq.Ft. BORDER TYPE: FLUSH RECESS: 0" WIDTH: 3" RADIUS: 6" NO. Z BARS: 2 LENGTH: 88.0	<table border="1"> <tr> <th>SYMBOL</th> <th>X</th> <th>Y</th> <th>WID</th> <th>HT</th> </tr> <tr> <td>ARMED</td> <td>65.5</td> <td>6.5</td> <td>18.8</td> <td>29.6</td> </tr> </table> <p>MAT'L: 0.125" (3.2 mm) ALUMINUM</p>	SYMBOL	X	Y	WID	HT	ARMED	65.5	6.5	18.8	29.6	DESIGN BY: K. Purnell PROJECT ID: U-2412B/U-2524AE CHECKED BY: C. Davis DIV: 7 DATE: May 07, 2012
SYMBOL	X	Y	WID	HT								
ARMED	65.5	6.5	18.8	29.6								

USE NOTES: 1,2
 1. Legend and border shall be direct applied Grade C sheeting.
 2. Background shall be Grade C reflective sheeting.

Spacing Factor is 1 unless specified otherwise

Letter positions										Series/Size
Letter spacings are to start of next letter										Text Length
E	X	I	T							EM 2000
29.5	10.6	12.9	4.6	8.9	29.5					37
1	0	0								EM 2000
15.2	9.7	18.7	15.2	37.2						43.6

FILENAME: U-2412B_SGN_TYPE_A & B
 NORTH CAROLINA D.O.T. SIGN DETAIL

14-MAY-2012 10:55:00 AM U:\2412\B\U-2412B\Trffnc\Signing\U-2412B_SGN_TYPE_A & B.dgn
 Purnell\Projects\ATW\ARCH\12-00027

APPROVED: *CLL DD*

DATE: *5/14/12*

SEAL



SIGN NUMBER: 301 BACKG COLOR: Green
TYPE: D COPY COLOR: White
QUANTITY: 1
SIGN WIDTH: 6'-0"
HEIGHT: 1'-6"
TOTAL AREA: 9.0 Sq.Ft.
BORDER TYPE: FLUSH
RECESS: 0"
WIDTH: 0.75"
RADIUS: 3"
NO. Z BARS:
LENGTH:
MATERIAL: 0.125" (3.2 mm) ALUMINUM

DESIGN BY: K. Purnell CHECKED BY: C. Davis DATE: Feb 6, 2012
PROJECT ID: U-2412B/U-2524AE DIV: 7

SYMBOL	X	Y	WID	HT
ARUP	8.6	6	6	9

BORDER R=3" TH=0.75"

USE NOTES: 1,2
1. Legend and border shall be direct applied Grade C sheeting.
2. Background shall be Grade C reflective sheeting.

Spacing Factor is 1 unless specified otherwise

LETTER POSITIONS

Letter spacings are to start of next letter											Series/Size	
											Text Length	
											D 2000	
g	r	e	e	n	s	b	o	r	o		39.8	
23.6	5.3	2.7	4.2	4.3	4.4	3.6	4.3	4.6	2.8	3.6	8.6	

FILENAME: U-2412B_SGN_TYPE_D NORTH CAROLINA D.O.T. SIGN DETAIL

SIGN NUMBER: 303 BACKG COLOR: Green
TYPE: D COPY COLOR: White
QUANTITY: 1
SIGN WIDTH: 3'-0"
HEIGHT: 2'-6"
TOTAL AREA: 7.5 Sq.Ft.
BORDER TYPE: FLUSH
RECESS: 0"
WIDTH: 0.75"
RADIUS: 3"
NO. Z BARS:
LENGTH:
MATERIAL: 0.125" (3.2 mm) ALUMINUM

DESIGN BY: K. Purnell CHECKED BY: C. Davis DATE: Mar 12, 2012
PROJECT ID: U-2412B/U-2524AE DIV: 7

SYMBOL	X	Y	WID	HT
ARUP	19.5	6	6	9

BORDER R=3" TH=0.75"

USE NOTES: 1,2
1. Legend and border shall be direct applied Grade C sheeting.
2. Background shall be Grade C reflective sheeting.

Spacing Factor is 1 unless specified otherwise

LETTER POSITIONS

Letter spacings are to start of next letter											Series/Size
											Text Length
											D 2000
g	t	c	c								25
5.5	4.1	3	3.7	3	4.1	3	4.1	5.5			

FILENAME: U-2412B_SGN_TYPE_D NORTH CAROLINA D.O.T. SIGN DETAIL

SIGN NUMBER: 302 BACKG COLOR: Green
TYPE: D COPY COLOR: White
QUANTITY: 1
SIGN WIDTH: 3'-6"
HEIGHT: 3'-0"
TOTAL AREA: 10.5 Sq.Ft.
BORDER TYPE: FLUSH
RECESS: 0"
WIDTH: 1"
RADIUS: 3"
NO. Z BARS:
LENGTH:
MATERIAL: 0.125" (3.2 mm) ALUMINUM

DESIGN BY: K. Purnell CHECKED BY: C. Davis DATE: Mar 12, 2012
PROJECT ID: U-2412B/U-2524AE DIV: 7

SYMBOL	X	Y	WID	HT
ARUP	15	7	8	12

BORDER R=3" TH=1"

USE NOTES: 1,2
1. Legend and border shall be direct applied Grade C sheeting.
2. Background shall be Grade C reflective sheeting.

Spacing Factor is 1 unless specified otherwise

LETTER POSITIONS

Letter spacings are to start of next letter											Series/Size
											Text Length
											D 2000
g	t	c	c								31.8
5.1	5.5	3.5	4.9	3.5	5.5	3.5	5.4	5.1			

FILENAME: U-2412B_SGN_TYPE_D NORTH CAROLINA D.O.T. SIGN DETAIL

SIGN NUMBER: 304 BACKG COLOR: Green
TYPE: D COPY COLOR: White
QUANTITY: 1
SIGN WIDTH: 3'-0"
HEIGHT: 2'-6"
TOTAL AREA: 7.5 Sq.Ft.
BORDER TYPE: FLUSH
RECESS: 0"
WIDTH: 0.75"
RADIUS: 3"
NO. Z BARS:
LENGTH:
MATERIAL: 0.125" (3.2 mm) ALUMINUM

DESIGN BY: K. Purnell CHECKED BY: C. Davis DATE: Mar 12, 2012
PROJECT ID: U-2412B/U-2524AE DIV: 7

SYMBOL	X	Y	WID	HT
ARUP	19.5	6	6	9

BORDER R=3" TH=0.75"

USE NOTES: 1,2
1. Legend and border shall be direct applied Grade C sheeting.
2. Background shall be Grade C reflective sheeting.


Spacing Factor is 1 unless specified otherwise

LETTER POSITIONS

Letter spacings are to start of next letter											Series/Size
											Text Length
											D 2000
g	t	c	c								25
5.5	4.1	3	3.7	3	4.1	3	4.1	5.5			


FILENAME: U-2412B_SGN_TYPE_D NORTH CAROLINA D.O.T. SIGN DETAIL

14-MAY-2012 10:45:27
C:\Users\k.purnell\Documents\Projects\AT W-AMCHL-D-00027
Purnell



TYPE "D" SIGNS

APPROVED: *CLD*
DATE: *5/14/12*



SIGN NUMBER: 305
TYPE: D
QUANTITY: 1
SIGN WIDTH: 3'-6"
HEIGHT: 3'-0"
TOTAL AREA: 10.5 Sq.Ft.
BORDER TYPE: FLUSH
RECESS: 0"
WIDTH: 1"
RADII: 3"
NO. 2 BARS:
LENGTH:

BACKG COLOR: Green
COPY COLOR: White

SYMBOL	X	Y	WID	HT
ARUP	15	7	8	12

DESIGN BY: K. Purnell
PROJECT ID: U-2412B/U-2524AE
CHECKED BY: C. Davis
DIV: 7
DATE: Mar 12, 2012

USE NOTES: 1,2
1. Legend and border shall be direct applied Grade C sheeting.
2. Background shall be Grade C reflective sheeting.

Spacing Factor is 1 unless specified otherwise

LETTER POSITIONS

Letter spacings are to start of next letter

Series/Size	Text Length
D 2000	31.8

FILENAME: U-2412B_SGN_TYPE_D
NORTH CAROLINA D.O.T. SIGN DETAIL

SIGN NUMBER: 307, 308
TYPE: D
QUANTITY: 2
SIGN WIDTH: 6'-0"
HEIGHT: 2'-6"
TOTAL AREA: 15.0 Sq.Ft.
BORDER TYPE: FLUSH
RECESS: 0"
WIDTH: 0.75"
RADII: 3"
NO. 2 BARS:
LENGTH:

BACKG COLOR: Green
COPY COLOR: White

SYMBOL	X	Y	WID	HT
ARUP	7.5	12	6	9

DESIGN BY: K. Purnell
PROJECT ID: U-2412B/U-2524AE
CHECKED BY: C. Davis
DIV: 7
DATE: Mar 12, 2012

USE NOTES: 1,2
1. Legend and border shall be direct applied Grade C sheeting.
2. Background shall be Grade C reflective sheeting.

Spacing Factor is 1 unless specified otherwise

LETTER POSITIONS

Letter spacings are to start of next letter

Series/Size	Text Length
D 2000	41.3
D 2000	38.1

FILENAME: U-2412B_SGN_TYPE_D
NORTH CAROLINA D.O.T. SIGN DETAIL

SIGN NUMBER: 306
TYPE: D
QUANTITY: 1
SIGN WIDTH: 4'-6"
HEIGHT: 3'-0"
TOTAL AREA: 13.5 Sq.Ft.
BORDER TYPE: FLUSH
RECESS: 0"
WIDTH: 0.75"
RADII: 3"
NO. 2 BARS:
LENGTH:

BACKG COLOR: Green
COPY COLOR: White

SYMBOL	X	Y	WID	HT
ARUP	22.5	5	6	9

DESIGN BY: K. Purnell
PROJECT ID: U-2412B/U-2524AE
CHECKED BY: C. Davis
DIV: 7
DATE: Mar 12, 2012

USE NOTES: 1,2
1. Legend and border shall be direct applied Grade C sheeting.
2. Background shall be Grade C reflective sheeting.

Spacing Factor is 1 unless specified otherwise

LETTER POSITIONS

Letter spacings are to start of next letter

Series/Size	Text Length
D 2000	41.3
D 2000	38.1

FILENAME: U-2412B_SGN_TYPE_D
NORTH CAROLINA D.O.T. SIGN DETAIL

SIGN NUMBER: 309
TYPE: D
QUANTITY: 1
SIGN WIDTH: 6'-0"
HEIGHT: 2'-6"
TOTAL AREA: 15.0 Sq.Ft.
BORDER TYPE: FLUSH
RECESS: 0"
WIDTH: 0.75"
RADII: 3"
NO. 2 BARS:
LENGTH:

BACKG COLOR: Green
COPY COLOR: White

SYMBOL	X	Y	WID	HT
ARUP	55.5	12	6	9

DESIGN BY: K. Purnell
PROJECT ID: U-2412B/U-2524AE
CHECKED BY: C. Davis
DIV: 7
DATE: Mar 12, 2012

USE NOTES: 1,2
1. Legend and border shall be direct applied Grade C sheeting.
2. Background shall be Grade C reflective sheeting.

Spacing Factor is 1 unless specified otherwise

LETTER POSITIONS


Letter spacings are to start of next letter

Series/Size	Text Length
D 2000	41.3
D 2000	38.1

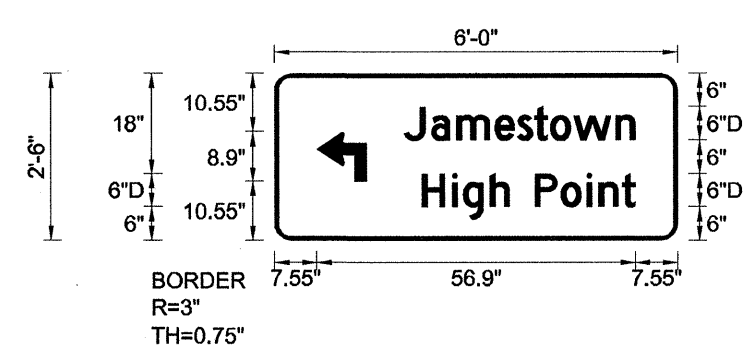
FILENAME: U-2412B_SGN_TYPE_D
NORTH CAROLINA D.O.T. SIGN DETAIL

14-MAY-2012 10:45:2
G:\Projects\2011\U-2412 BU-2412B\Traffic\Signing\U-2412B_SGN_TYPE_D.dgn
Purnell

TIP NO. U-2412BU-2524AE	SHEET NO. SIGN-3H
APPROVED: <i>CLD</i>	
DATE: <i>5/14/12</i>	
SEAL	



SIGN NUMBER: 310 TYPE: D QUANTITY: 1 SIGN WIDTH: 6'-0" HEIGHT: 2'-6" TOTAL AREA: 15.0 Sq. Ft. BORDER TYPE: FLUSH RECESS: 0" WIDTH: 0.75" RADII: 3" NO. Z BARS: LENGTH:	BACKG COLOR: Green COPY COLOR: White <table border="1"> <tr> <th>SYMBOL</th> <th>X</th> <th>Y</th> <th>WID</th> <th>HT</th> </tr> <tr> <td>AR001</td> <td>7.6</td> <td>10.6</td> <td>8.9</td> <td>8.9</td> </tr> </table>	SYMBOL	X	Y	WID	HT	AR001	7.6	10.6	8.9	8.9	DESIGN BY: K. Purnell PROJECT ID: U-2412B/U-2524AE CHECKED BY: C. Davis DIV: 7 DATE: Apr 27, 2012
SYMBOL	X	Y	WID	HT								
AR001	7.6	10.6	8.9	8.9								

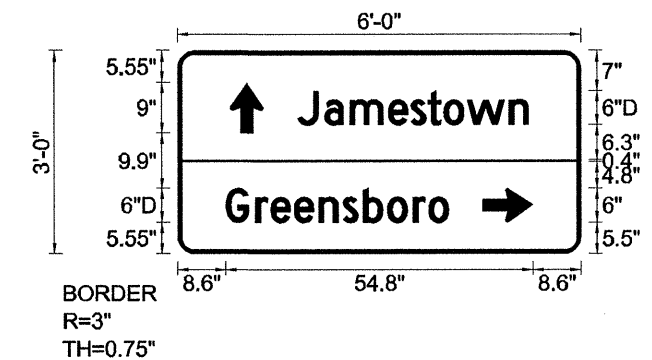


Spacing Factor is 1 unless specified otherwise

Letter positions										Series/Size		
Letter spacings are to start of next letter										Text Length		
J	a	n	e	s	t	o	w	n		D 2000		
23.1	4.9	4.5	6.9	4	3	2.9	4.1	7.5	3.5	7.6	41.3	
H	i	g	h	P	o	i	n	t		D 2000		
26.3	5.4	2	4.8	3.5	4.5	4.6	4.6	2.2	4.1	2.4	7.6	38.1

FILENAME: U-2412B_SGN_TYPE_D NORTH CAROLINA D.O.T. SIGN DETAIL

SIGN NUMBER: 311 TYPE: D QUANTITY: 1 SIGN WIDTH: 6'-0" HEIGHT: 3'-0" TOTAL AREA: 18.0 Sq. Ft. BORDER TYPE: FLUSH RECESS: 0" WIDTH: 0.75" RADII: 3" NO. Z BARS: LENGTH:	BACKG COLOR: Green/Green COPY COLOR: White <table border="1"> <tr> <th>SYMBOL</th> <th>X</th> <th>Y</th> <th>WID</th> <th>HT</th> </tr> <tr> <td>ARUP</td> <td>9.3</td> <td>21.5</td> <td>6</td> <td>9</td> </tr> <tr> <td>ARUP</td> <td>54.4</td> <td>5.5</td> <td>6</td> <td>9</td> </tr> </table>	SYMBOL	X	Y	WID	HT	ARUP	9.3	21.5	6	9	ARUP	54.4	5.5	6	9	DESIGN BY: K. Purnell PROJECT ID: U-2412B/U-2524AE CHECKED BY: C. Davis DIV: 7 DATE: Apr 27, 2012
SYMBOL	X	Y	WID	HT													
ARUP	9.3	21.5	6	9													
ARUP	54.4	5.5	6	9													




Spacing Factor is 1 unless specified otherwise

Letter positions										Series/Size		
Letter spacings are to start of next letter										Text Length		
J	a	n	e	s	t	o	w	n		D 2000		
21.3	4.9	4.6	6.8	4	3.1	2.8	4.1	7.5	3.5	9.4	41.3	
G	r	e	e	n	s	b	o	r	o	D 2000		
8.6	5.3	2.7	4.2	4.3	4.4	3.6	4.3	4.6	2.8	3.6	23.6	39.8

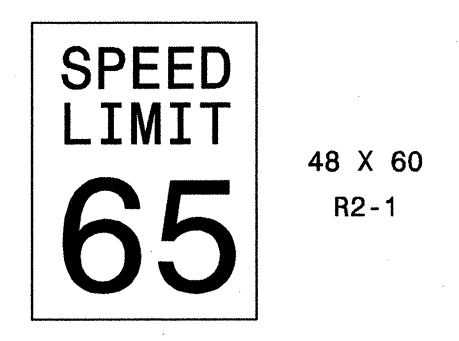
FILENAME: U-2412B_SGN_TYPE_D NORTH CAROLINA D.O.T. SIGN DETAIL

14 MAY 2012 10:52
 G:\Projects\2012\U-2412\BU-2524\Traffic\Signing\U-2412B_SGN_TYPE_D.dgn
 Purnell

APPROVED: *[Signature]*
DATE: 5/30/12

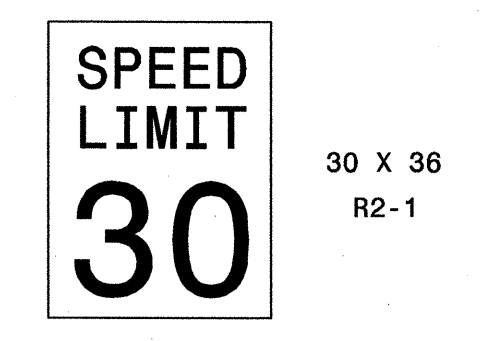


401 QUANTITY REQ'D 2



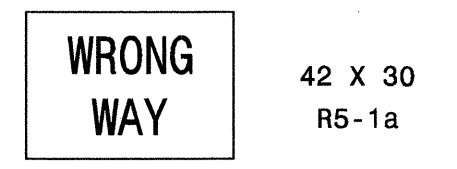
TWO "U" POSTS PER SIGN

405 QUANTITY REQ'D 2



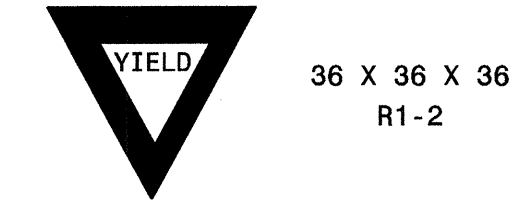
ONE "U" POST PER SIGN

409 QUANTITY REQ'D 15



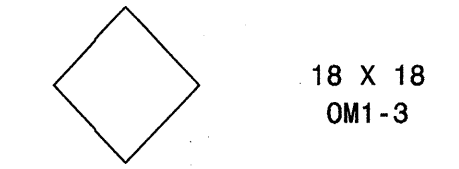
MOUNT BACK TO BACK WITH SIGN 402 IN 1 INSTALLATION
ONE "U" POST PER SIGN

414 QUANTITY REQ'D 4




ONE "U" POST PER SIGN

419 QUANTITY REQ'D 10



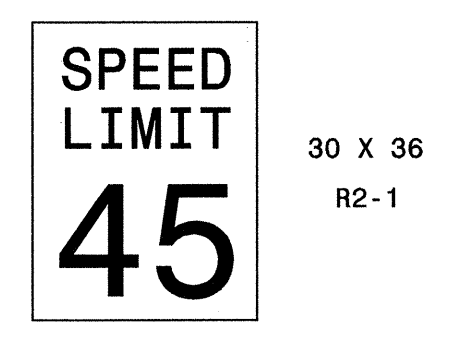
MOUNT BELOW SIGN 411
IN 10 INSTALLATIONS

423 QUANTITY REQ'D 3



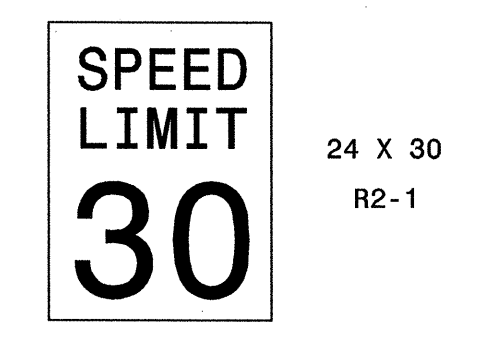
MOUNT BELOW SIGN 406
IN 2 INSTALLATIONS

402 QUANTITY REQ'D 24




ONE "U" POST PER SIGN

405A QUANTITY REQ'D 3



ONE "U" POST PER SIGN

410 QUANTITY REQ'D 35



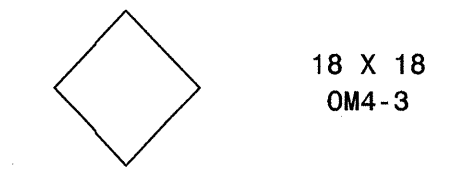
ONE "U" POST PER SIGN

415 QUANTITY REQ'D 22




MOUNT BACK TO BACK IN 2 INSTALLATIONS
TWO "U" POSTS PER SIGN

420 QUANTITY REQ'D 21




ONE "U" POST PER SIGN

424 QUANTITY REQ'D 1



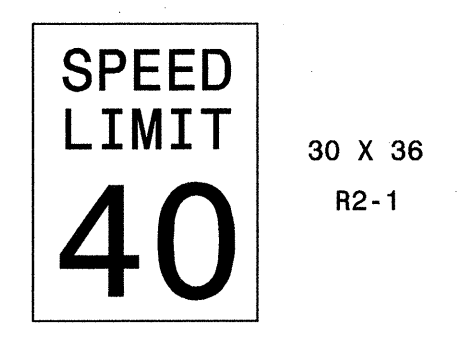
MOUNT BELOW SIGN 406
IN 1 INSTALLATION

427 QUANTITY REQ'D 1



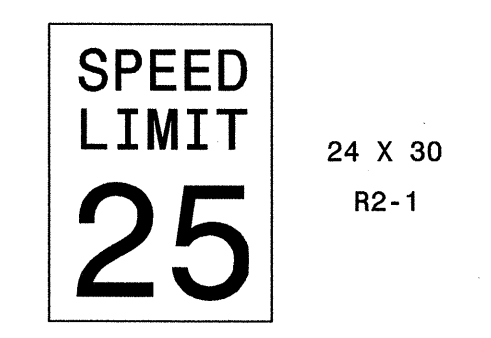
ONE "U" POST PER SIGN

403 QUANTITY REQ'D 1



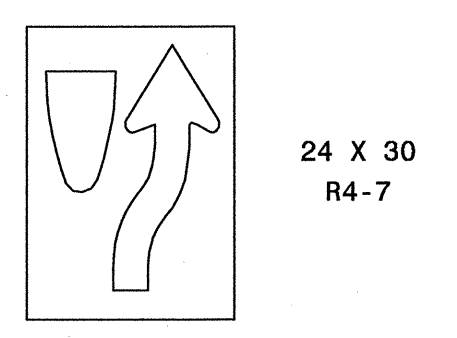
ONE "U" POST PER SIGN

406 QUANTITY REQ'D 5



ONE "U" POST PER SIGN

411 QUANTITY REQ'D 48



ONE "U" POST PER SIGN

416 QUANTITY REQ'D 4



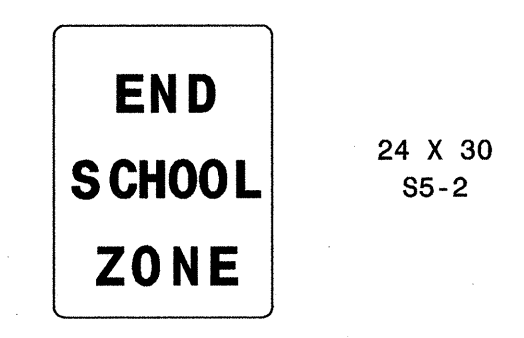
TWO "U" POSTS PER SIGN

421 QUANTITY REQ'D 4



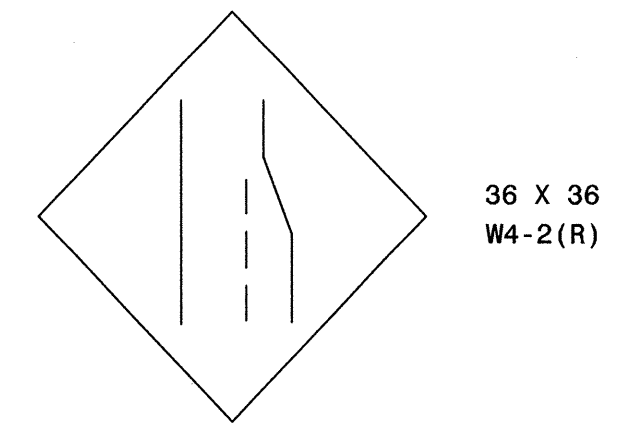
MOUNT ABOVE SIGN 406
IN 3 INSTALLATIONS

425 QUANTITY REQ'D 2



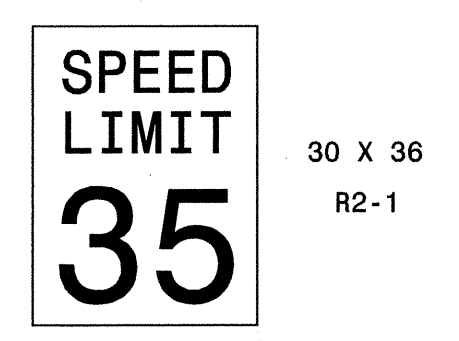
MOUNT BELOW SIGN 404
IN 1 INSTALLATION
ONE "U" POSTS PER SIGN

428 QUANTITY REQ'D 1



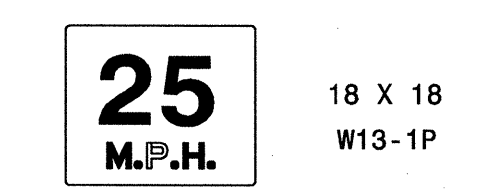
ONE "U" POST PER SIGN

404 QUANTITY REQ'D 2



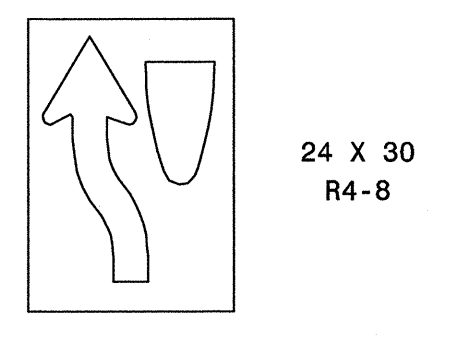
ONE "U" POST PER SIGN

407 QUANTITY REQ'D 4



MOUNT BELOW SIGN 435
IN 2 INSTALLATIONS
MOUNT BELOW SIGN 436
IN 2 INSTALLATIONS

412 QUANTITY REQ'D 2




ONE "U" POST PER SIGN

417 QUANTITY REQ'D 1



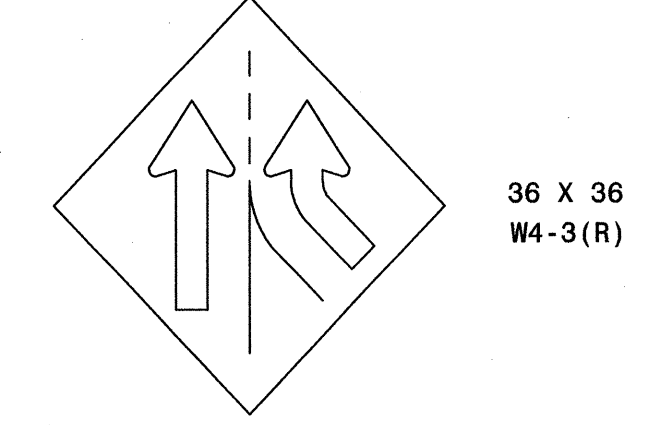
MOUNT ABOVE SIGN 410
IN 1 INSTALLATIONS

422 QUANTITY REQ'D 4



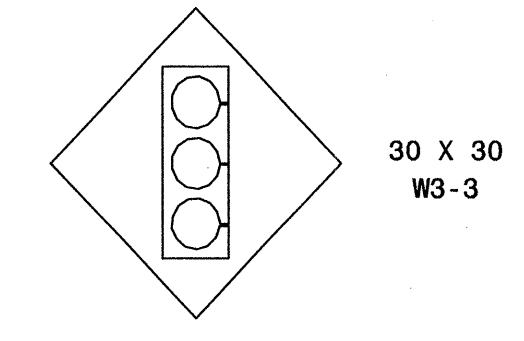
YELLOW/GREEN REFLECTIVE SHEETING
ONE "U" POST PER SIGN

426 QUANTITY REQ'D 4




ONE "U" POST PER SIGN

429 QUANTITY REQ'D 1



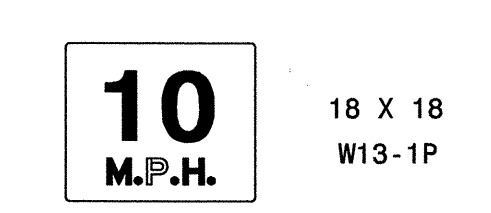
ONE "U" POST PER SIGN

404A QUANTITY REQ'D 5




ONE "U" POST PER SIGN

408 QUANTITY REQ'D 2



MOUNT BELOW SIGN 432
IN 1 INSTALLATION
MOUNT BELOW SIGN 433
IN 1 INSTALLATION

413 QUANTITY REQ'D 10




MOUNT BACK TO BACK WITH SIGN 406 IN 1 INSTALLATION
MOUNT BACK TO BACK WITH SIGN 453 IN 2 INSTALLATIONS
ONE "U" POST PER SIGN

PARSONS BRINCKERHOFF
121 WEST TRADE STREET
SUITE 1950
CHARLOTTE, NC 28202
NC License No. P1985

TYPE "E" SIGNS

30-MAY-2012 15:59 G:\Projects\70101A-U-2412-BU-2412B-Traffic-Signing\U-2412B-SGN_TYPE.E & F.dgn davisch AT W-AMCHL-D-00014

APPROVED: *CLDD*
DATE: 5/2/12




<p>430 QUANTITY REQ'D <u>2</u></p> <p>ONE "U" POST PER SIGN</p>	<p>435 QUANTITY REQ'D <u>2</u></p> <p>ONE "U" POST PER SIGN</p>	<p>440 QUANTITY REQ'D <u>9</u></p> <p>ONE "U" POST PER SIGN</p>	<p>445 QUANTITY REQ'D <u>3</u></p> <p>ONE "U" POST PER SIGN</p>	<p>450 QUANTITY REQ'D <u>1</u></p> <p>TWO "U" POSTS PER SIGN</p>	<p>454 QUANTITY REQ'D <u>6</u></p> <p>MOUNT BACK TO BACK WITH SIGN 411 IN 6 INSTALLATIONS</p>
<p>431 QUANTITY REQ'D <u>2</u></p> <p>ONE "U" POST PER SIGN</p>	<p>436 QUANTITY REQ'D <u>2</u></p> <p>ONE "U" POST PER SIGN</p>	<p>441 QUANTITY REQ'D <u>2</u></p> <p>ONE "U" POST PER SIGN</p>	<p>446 QUANTITY REQ'D <u>1</u></p> <p>ONE "U" POST PER SIGN</p>	<p>451 QUANTITY REQ'D <u>1</u></p> <p>ONE "U" POST PER SIGN</p>	<p>455 QUANTITY REQ'D <u>1</u></p> <p>MOUNT BACK TO BACK WITH SIGN 411 IN 1 INSTALLATION</p>
<p>432 QUANTITY REQ'D <u>1</u></p> <p>ONE "U" POST PER SIGN</p>	<p>437 QUANTITY REQ'D <u>1</u></p> <p>ONE "U" POST PER SIGN</p>	<p>442 QUANTITY REQ'D <u>2</u></p> <p>ONE "U" POST PER SIGN</p>	<p>447 QUANTITY REQ'D <u>5</u></p> <p>ONE "U" POST PER SIGN</p>	<p>452 QUANTITY REQ'D <u>2</u></p> <p>ONE "U" POST PER SIGN</p>	
<p>433 QUANTITY REQ'D <u>1</u></p> <p>ONE "U" POST PER SIGN</p>	<p>438 QUANTITY REQ'D <u>2</u></p> <p>ONE "U" POST PER SIGN</p>	<p>443 QUANTITY REQ'D <u>1</u></p> <p>MOUNT BELOW SIGN 422 IN 1 INSTALLATION</p>	<p>448 QUANTITY REQ'D <u>4</u></p> <p>TWO "U" POSTS PER SIGN</p>	<p>453 QUANTITY REQ'D <u>28</u></p> <p>MOUNT BELOW SIGN 410 IN 24 INSTALLATIONS MOUNT BACK TO BACK WITH SIGN 413 IN 2 INSTALLATIONS ONE "U" POST PER SIGN</p>	
<p>434 QUANTITY REQ'D <u>1</u></p> <p>ONE "U" POST PER SIGN</p>	<p>439 QUANTITY REQ'D <u>2</u></p> <p>ONE "U" POST PER SIGN</p>	<p>444 QUANTITY REQ'D <u>1</u></p> <p>YELLOW/GREEN REFLECTIVE SHEETING ONE "U" POST PER SIGN</p>	<p>449 QUANTITY REQ'D <u>1</u></p> <p>TWO "U" POSTS PER SIGN</p>		

30 MAY 2012 6:00 AM U:\Projects\2412BU\2412BU-Traffic\Signing\U-2412BU-SGN_TYPE_E & F.dgn


PARSONS BRINCKERHOFF
121 WEST TRADE STREET
SUITE 1950
CHARLOTTE, NC 28202
NC License No. P1066

TYPE "E" SIGNS

APPROVED: *Ch D D*
 DATE: *5/30/12*




501
502




ONE "U" POST PER SIGN

QUANTITY REQ'D 1




ONE "U" POST PER SIGN

QUANTITY REQ'D 1



ONE "U" POST PER SIGN

30-MAY-2012 16:00
 G:\Projects\2010\A-U-2412_B\U-2412B\Traffic\Signing\U-2412B-SGN\TYPE.E & F.dgn
 davisch AT W-AMCHL-D-00014

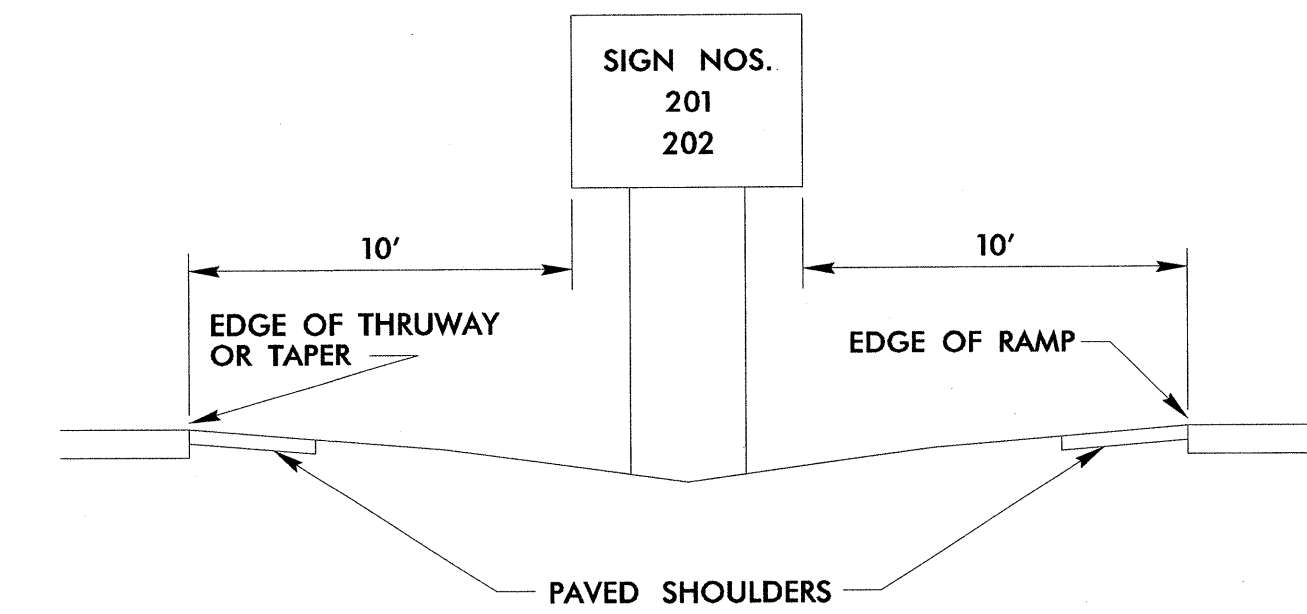
TIP NO. U-2412BU-2524AE	SHEET NO. SIGN-3L
APPROVED: <i>CLD</i>	
DATE: 5/14/12	
SEAL	
	

TYPE "A" & TYPE "B" GROUND MOUNTED SIGNS

SIGN NO.	SIGN TYPE	SIGN SIZE (in.)		ROADWAY STATION	NO. OF SUP.	BEAM SECTION	SUPPORT TYPE	ATTACH METHOD	MOUNTING METHOD	HORIZ. CLR.* (ft.)	LENGTH (ft)			LEFT SUPPORT (ft)			CENTER SUPPORT (ft)			RIGHT SUPPORT (ft)			FOOTING DIAMETE (ft.)	FOOTING DEPTH (ft.)	B/A SUPPORT WEIGHTS (lbs.)	SIMPLE SUPPORT WEIGHTS (lbs.)	REINF. FTGS. (c.y.)	PLAIN FTGS. (c.y.)	FIELD VERIFIED SEE NOTE 2 (mm/dd/yy)																						
		w	x								h	SNS HT	MTG HT	EMBED MENT	S	L	TOTAL LENGTH	S	L	TOTAL LENGTH	S	L								TOTAL LENGTH																					
101	A	90	X 54	V18 26+61	2	S3x5.7	BA	N/A	N/A	12.50	4.50	8.38	3.5	-0.25	12.63	16.13	0.00	0.00	0.00	-1.38	11.50	15.00	1	4	212.94	0.00	0.00	0.23																							
201	A	96	X 60	GWL 168+93	2	S3x5.7	BA	N/A	N/A	10.00	5.00	7.00	4	0.90	12.90	16.90	0.00	0.00	0.00	0.40	12.40	16.40	1	4.5	225.34	0.00	0.00	0.26																							
202	A	96	X 60	GWL 148+57	2	S4x7.7	BA	N/A	N/A	10.00	5.00	7.00	4	0.70	12.70	16.70	0.00	0.00	0.00	1.00	13.00	17.00	1	4.5	300.10	0.00	0.00	0.26																							
																							TOTAL	TOTAL	TOTAL	TOTAL																									
																							738.39	0.00	0.00	0.76																									
																							USE:	739	0	0	1																								

NOTES

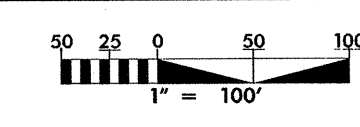
- DIMENSION "S" REPRESENTS AN INCREASE (+), OR A DECREASE (-) IN POLE LENGTH, RELATIVE TO THE ELEVATION OF THE EDGE OF PAVEMENT.
- FIELD VERIFICATIONS SHALL BE REQUIRED FOR ALL SUPPORTS, SEE (*) ARTICLE 903-3. FABRICATORS SHALL BE AISC CERTIFIED IN CATEGORY 1, SEE (*) ARTICLE 1072-1. (*) = N.C.D.O.T. STANDARD SPECIFICATIONS FOR ROADS AND STRUCTURES
- PLAN LOCATIONS FOR EXISTING UTILITIES ARE BASED ON THE BEST AVAILABLE INFORMATION AND, THEREFORE MAY NOT BE PRECISELY ACCURATE. THEREFORE, IT IS INCUMBENT UPON THE CONTRACTOR TO DETERMINE THE EXACT LOCATION OF UTILITIES BEFORE BEGINNING WORK IN A LOCATION.



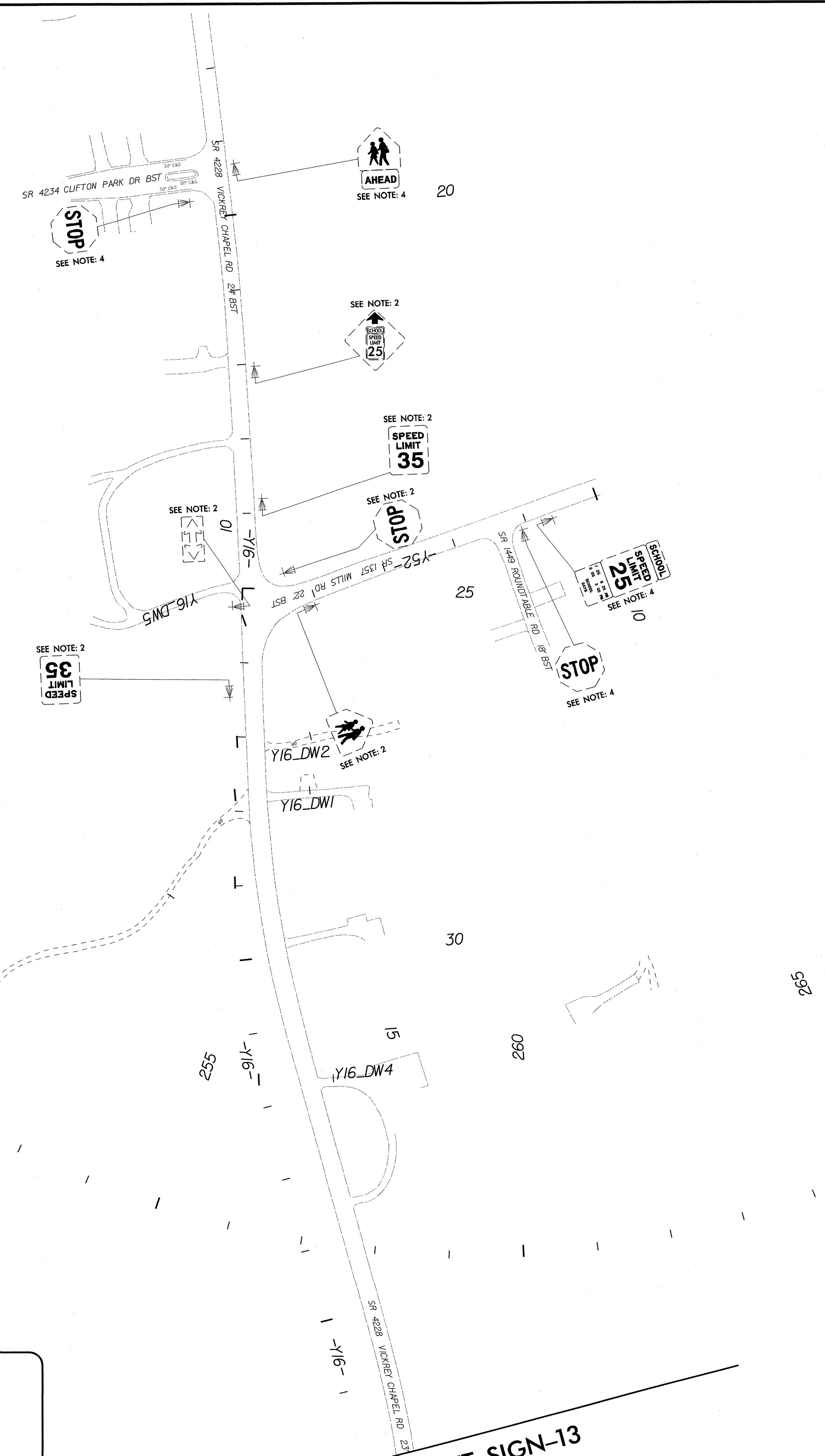

14-MAY-2012 10:06:06 U:\Projects\U-2412 BU-2412BU-Traffic\Signing\U-2412BU-SGNL TYPE-A & B.dgn
 P:\telejcs AT W-AMCHL-0-00027

PARSONS BRINCKERHOFF
 121 WEST TRADE STREET
 SUITE 1950
 CHARLOTTE, NC 28202
NC License No. P1986

SUPPORTS



TIP NO. U-2412BU-2524AE	SHEET NO. SIGN-4
APPROVED: <i>CL DD</i>	
DATE: <i>5/11/12</i>	
SEAL	



MATCH LINE SEE SHEET SIGN-5 -L- STA. 273 + 50

PROJECT NOTES

- 1 RELOCATE SIGN, TYPE E
- 2 DISPOSAL OF SIGN SYSTEM, U-CHANNEL
- 3 DISPOSAL OF SUPPORT, U-CHANNEL
- 4 EXISTING SIGN TO REMAIN
- 5 DISPOSAL OF SIGN SYSTEM, OVERHEAD


MATCH LINE SEE SHEET SIGN-13
-Y16- STA. 37 + 00

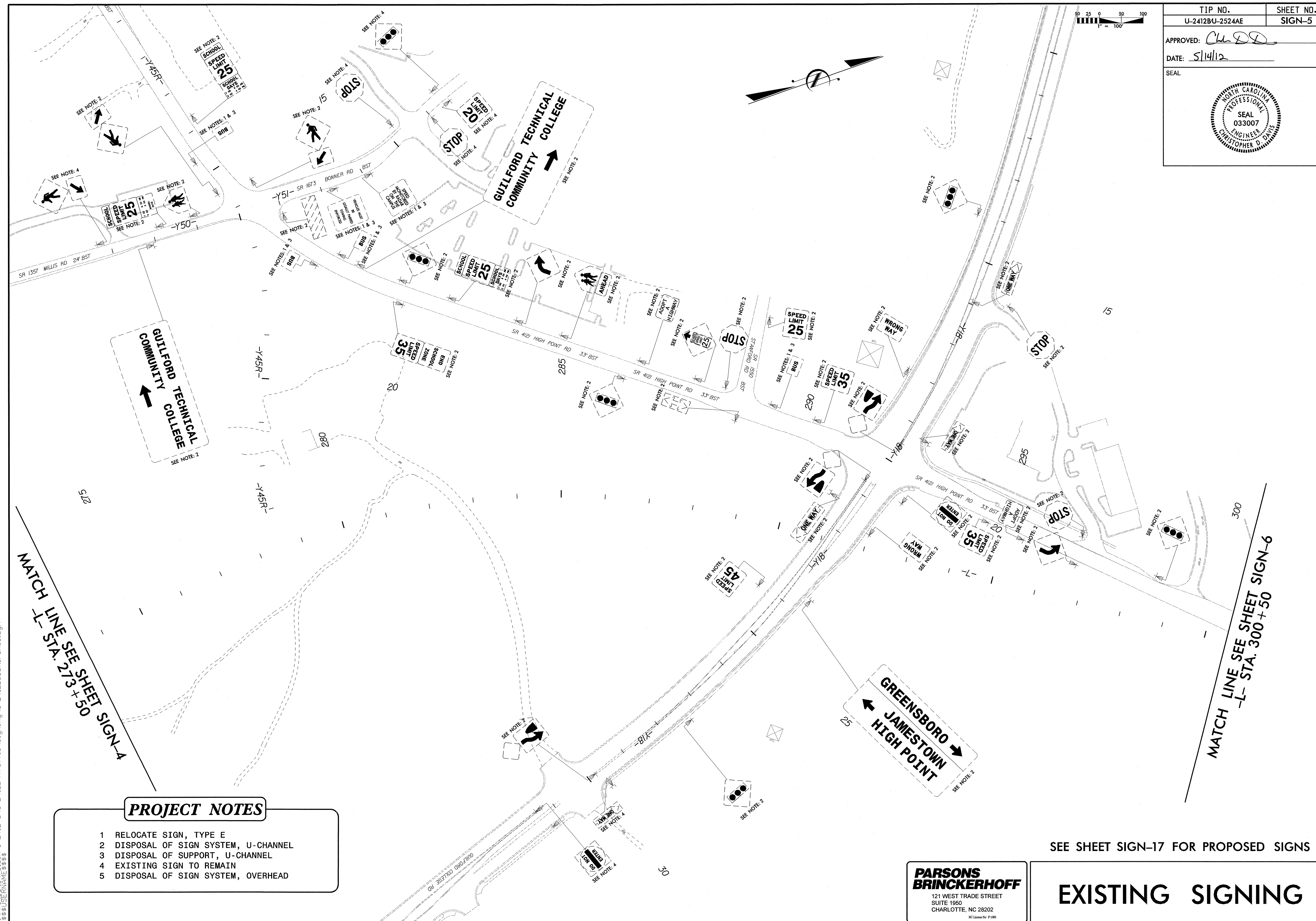
SEE SHEET SIGN-16 FOR PROPOSED SIGNS

PARSONS BRINCKERHOFF
 121 WEST TRADE STREET
 SUITE 1950
 CHARLOTTE, NC 28202
NC License No. F1065

EXISTING SIGNING

I4-MAY-2012 10:52
 C:\PROJETS\10101A-U-2412-BU-2412B-Traffic\Signing\U-2412B-SGN_PSH-4.dgn
 \$\$\$USERNAME\$\$\$

TIP NO. U-2412BU-2524AE	SHEET NO. SIGN-5
APPROVED: <i>Ch D</i>	
DATE: 5/14/12	
SEAL	
	



PROJECT NOTES

- 1 RELOCATE SIGN, TYPE E
- 2 DISPOSAL OF SIGN SYSTEM, U-CHANNEL
- 3 DISPOSAL OF SUPPORT, U-CHANNEL
- 4 EXISTING SIGN TO REMAIN
- 5 DISPOSAL OF SIGN SYSTEM, OVERHEAD

SEE SHEET SIGN-17 FOR PROPOSED SIGNS

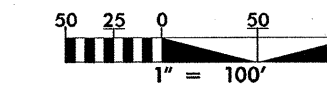
PARSONS BRINCKERHOFF
 121 WEST TRADE STREET
 SUITE 1950
 CHARLOTTE, NC 28202
NC License No. P3106

EXISTING SIGNING

14-MAY-2012 10:55:56 AM U-2412 BU-2412BU-Traffic\Signing\U-2412BU-SGN.PSH.5.dgn
 53,860,056 BY: JMD/MS/MS

MATCH LINE SEE SHEET SIGN-4
 -L- STA. 273+50

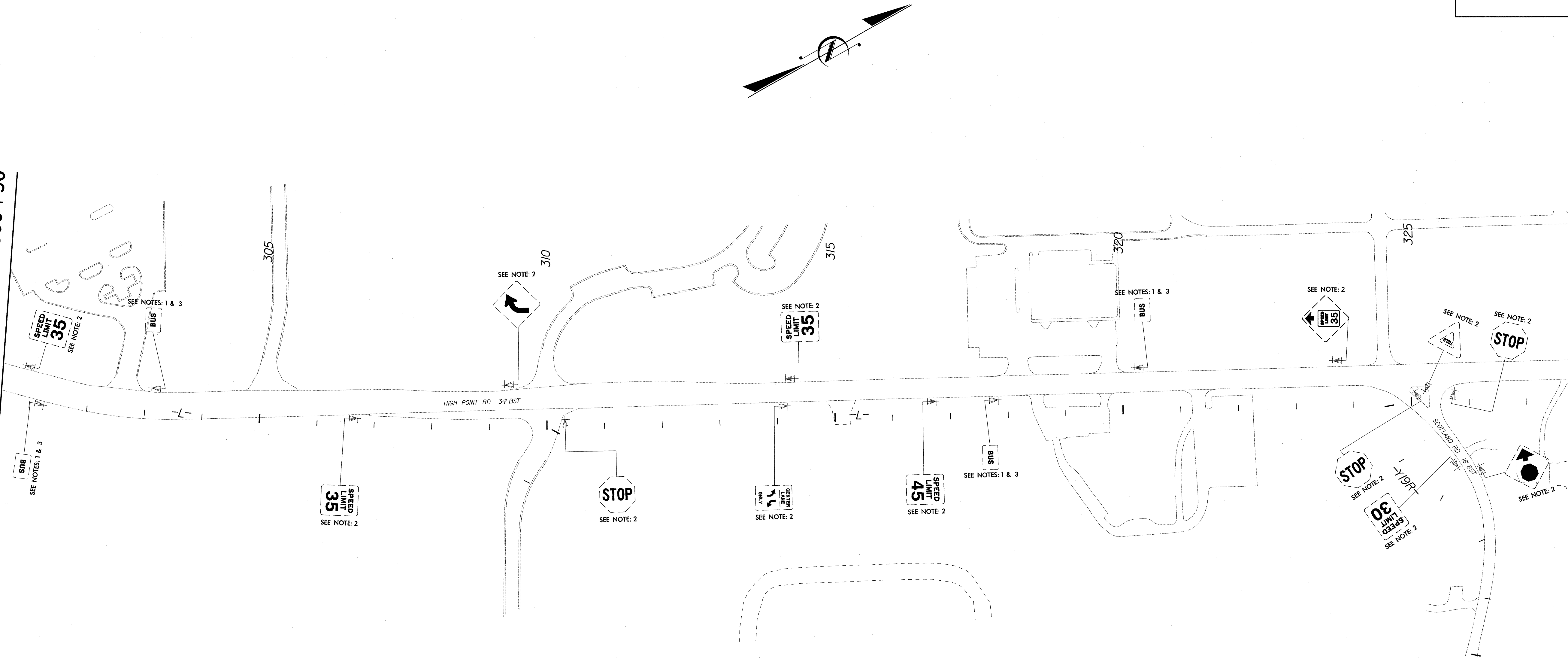
MATCH LINE SEE SHEET SIGN-6
 -L- STA. 300+50



TIP NO. U-2412BU-2524AE	SHEET NO. SIGN-6
APPROVED: <i>CLL DDD</i>	
DATE: 5/14/12	
SEAL	

MATCH LINE SEE SHEET SIGN-5 -L- STA. 300+50

MATCH LINE SEE SHEET SIGN-7 STA. 328+00



PROJECT NOTES

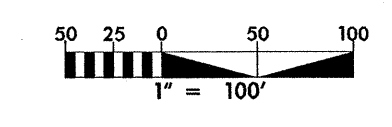
- 1 RELOCATE SIGN, TYPE E
- 2 DISPOSAL OF SIGN SYSTEM, U-CHANNEL
- 3 DISPOSAL OF SUPPORT, U-CHANNEL
- 4 EXISTING SIGN TO REMAIN
- 5 DISPOSAL OF SIGN SYSTEM, OVERHEAD

SEE SHEET SIGN-18 FOR PROPOSED SIGNS

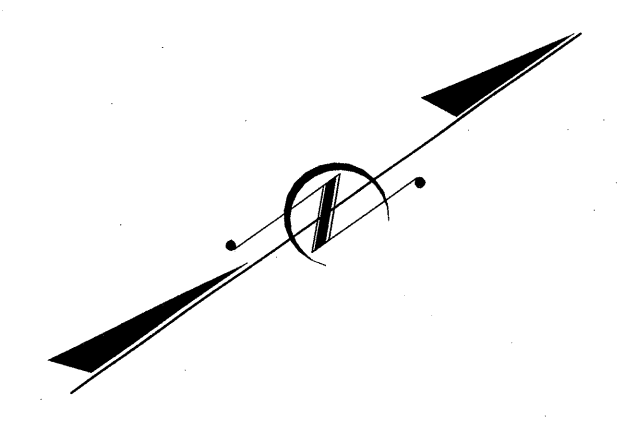
PARSONS BRINCKERHOFF
 121 WEST TRADE STREET
 SUITE 1950
 CHARLOTTE, NC 28202
NC License No. P-396

EXISTING SIGNING

I:\W-2012\0455\DATA-U-2412 B\U-2412B\Traffic\Signing\U-2412B_SGN_PSH_6.dgn
 5/14/12 10:55 AM
 \$\$\$\$SENNAMZ\$\$\$\$



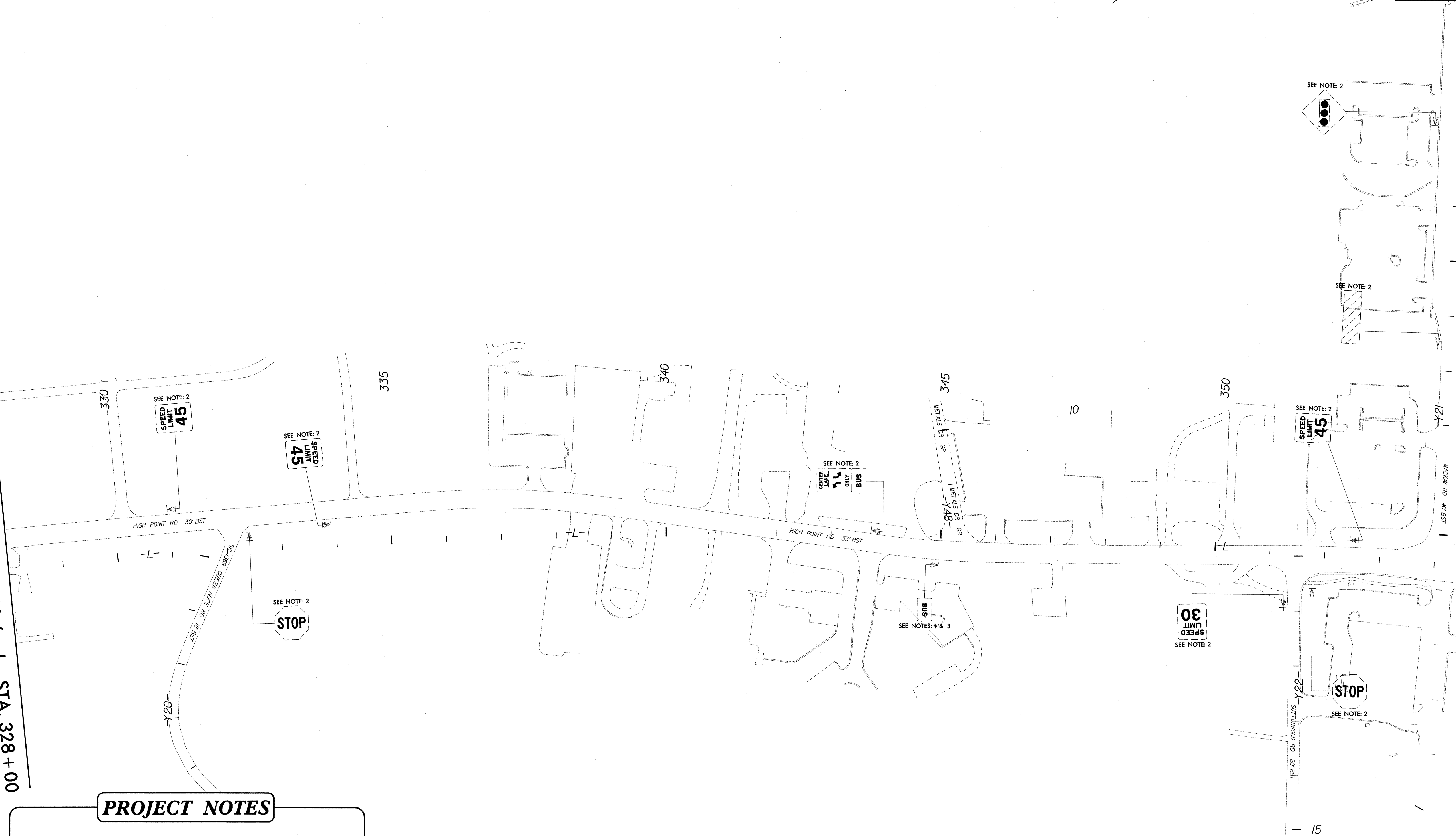
TIP NO. U-2412BU-2524AE	SHEET NO. SIGN-7
APPROVED: <i>CLD</i>	
DATE: 5/14/12	
SEAL	



MATCH LINE SEE SHEET SIGN-6 -L- STA. 328 + 00

MATCH LINE
SEE SHEET SIGN-8 -L- STA. 355 + 00

I:\MAY-2012\05010101A-U-2412 BU-2412BU-Traffic\Signing\U-2412B-SGN.PSH.7.dgn

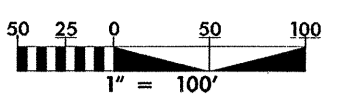


- PROJECT NOTES**
- 1 RELOCATE SIGN, TYPE E
 - 2 DISPOSAL OF SIGN SYSTEM, U-CHANNEL
 - 3 DISPOSAL OF SUPPORT, U-CHANNEL
 - 4 EXISTING SIGN TO REMAIN
 - 5 DISPOSAL OF SIGN SYSTEM, OVERHEAD

SEE SHEET SIGN-19 FOR PROPOSED SIGNS

**PARSONS
BRINCKERHOFF**
121 WEST TRADE STREET
SUITE 1950
CHARLOTTE, NC 28202
NC License No. P-1068

EXISTING SIGNING



TIP NO. U-2412BU-2524AE SHEET NO. SIGN-8

APPROVED: *CLD ESD*

DATE: 5/14/12



MATCH LINE SEE SHEET SIGN-7 -L- STA. 355+00

MATCH LINE SEE SHEET SIGN-9 -L- STA. 381+00

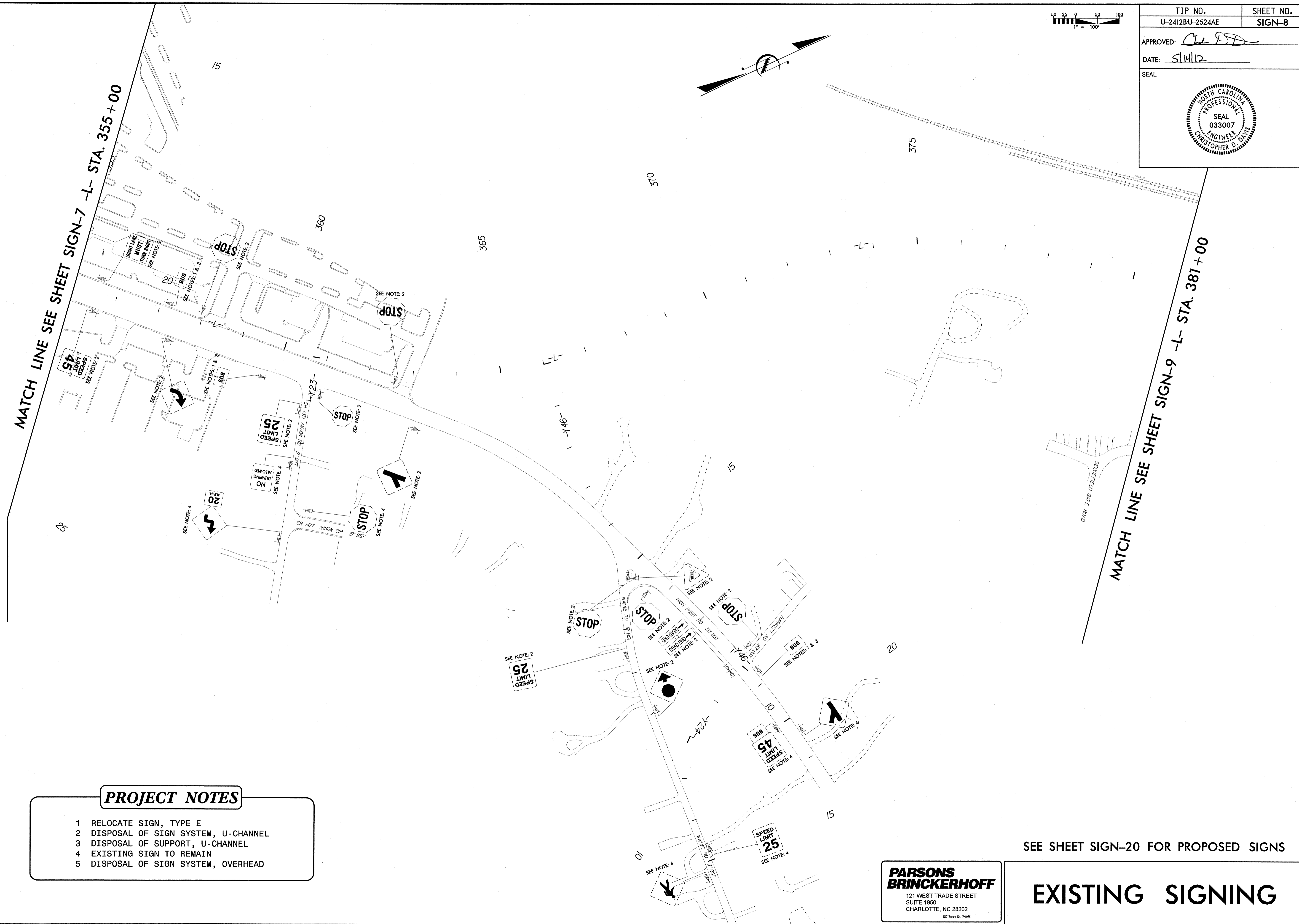
I:\MAY-2012\0352\DRAWINGS\TRAFFIC\SIGNING\U-2412B\SGN_PSH_8.dgn
 5/14/12 11:05 AM
 C:\PROGRAMS\AUTOCAD\ACAD\ACAD.PLT
 \$\$\$\$\$\$USERNAME\$\$\$\$\$\$


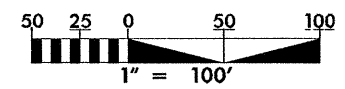
- PROJECT NOTES**
- 1 RELOCATE SIGN, TYPE E
 - 2 DISPOSAL OF SIGN SYSTEM, U-CHANNEL
 - 3 DISPOSAL OF SUPPORT, U-CHANNEL
 - 4 EXISTING SIGN TO REMAIN
 - 5 DISPOSAL OF SIGN SYSTEM, OVERHEAD

**PARSONS
BRINCKERHOFF**
 124 WEST TRADE STREET
 SUITE 1960
 CHARLOTTE, NC 28202
NC License No. F1068

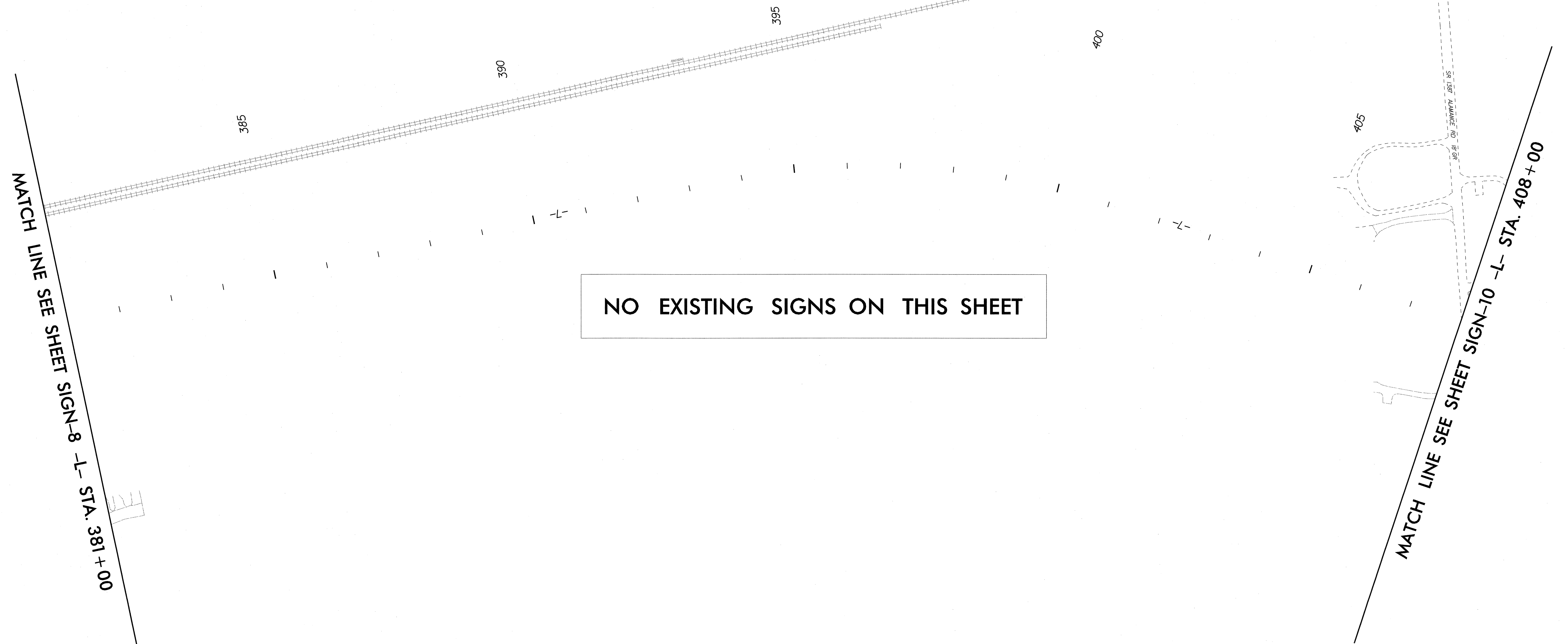
SEE SHEET SIGN-20 FOR PROPOSED SIGNS

EXISTING SIGNING





TIP NO.	SHEET NO.
U-2412BU-2524AE	SIGN-9
APPROVED: <i>CLD</i>	
DATE: 5/14/12	
SEAL	



PROJECT NOTES

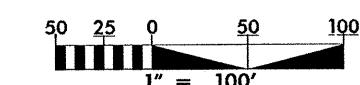
- 1 RELOCATE SIGN, TYPE E
- 2 DISPOSAL OF SIGN SYSTEM, U-CHANNEL
- 3 DISPOSAL OF SUPPORT, U-CHANNEL
- 4 EXISTING SIGN TO REMAIN
- 5 DISPOSAL OF SIGN SYSTEM, OVERHEAD

SEE SHEET SIGN-21 FOR PROPOSED SIGNS

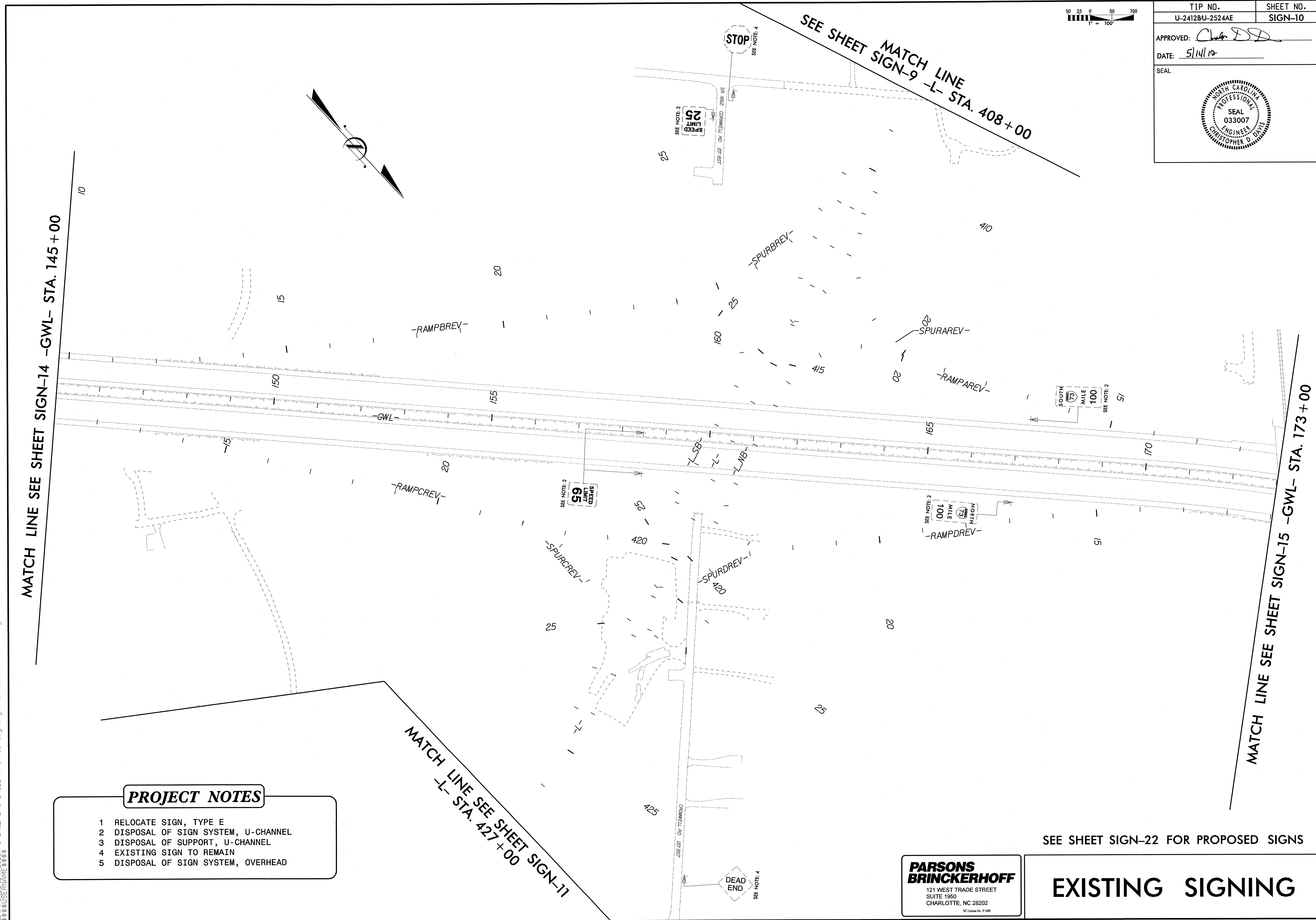
**PARSONS
BRINCKERHOFF**
121 WEST TRADE STREET
SUITE 1950
CHARLOTTE, NC 28202
NC License No. P-906

EXISTING SIGNING

I:\MAY-2012\0355\0101A-U-2412 BU-U-2412BU-2524AE\Traffic\Signing\U-2412BU-2524AE.SGN_PSH_9.dgn



TIP NO. U-2412BU-2524AE	SHEET NO. SIGN-10
APPROVED: <i>Chris DSD</i>	
DATE: 5/14/12	
SEAL	



PROJECT NOTES

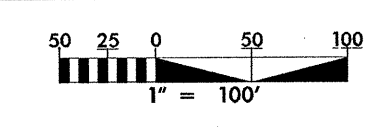
- 1 RELOCATE SIGN, TYPE E
- 2 DISPOSAL OF SIGN SYSTEM, U-CHANNEL
- 3 DISPOSAL OF SUPPORT, U-CHANNEL
- 4 EXISTING SIGN TO REMAIN
- 5 DISPOSAL OF SIGN SYSTEM, OVERHEAD

SEE SHEET SIGN-22 FOR PROPOSED SIGNS

**PARSONS
BRINCKERHOFF**
121 WEST TRADE STREET
SUITE 1950
CHARLOTTE, NC 28202
NC License No. F3985

EXISTING SIGNING

14-MAY-2012 09:53:01A U-2412 BU-2412BU-Traffic\Signing\U-2412B-SGNL.PSH_10.dgn



TIP NO. U-2412BU-2524AE	SHEET NO. SIGN-11
APPROVED: <i>Ch D D</i>	
DATE: 5/14/12	
SEAL	

MATCH LINE SEE SHEET SIGN-10 -L- STA. 427+00

MATCH LINE SEE SHEET SIGN-12 -L- STA. 453+00

MATCH LINE SEE SHEET SIGN-14
-Y47- STA. 13+00

PROJECT NOTES

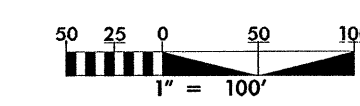
- 1 RELOCATE SIGN, TYPE E
- 2 DISPOSAL OF SIGN SYSTEM, U-CHANNEL
- 3 DISPOSAL OF SUPPORT, U-CHANNEL
- 4 EXISTING SIGN TO REMAIN
- 5 DISPOSAL OF SIGN SYSTEM, OVERHEAD

SEE SHEET SIGN-23 FOR PROPOSED SIGNS


**PARSONS
BRINCKERHOFF**
121 WEST TRADE STREET
SUITE 1950
CHARLOTTE, NC 28202
NC License No. P1095

EXISTING SIGNING

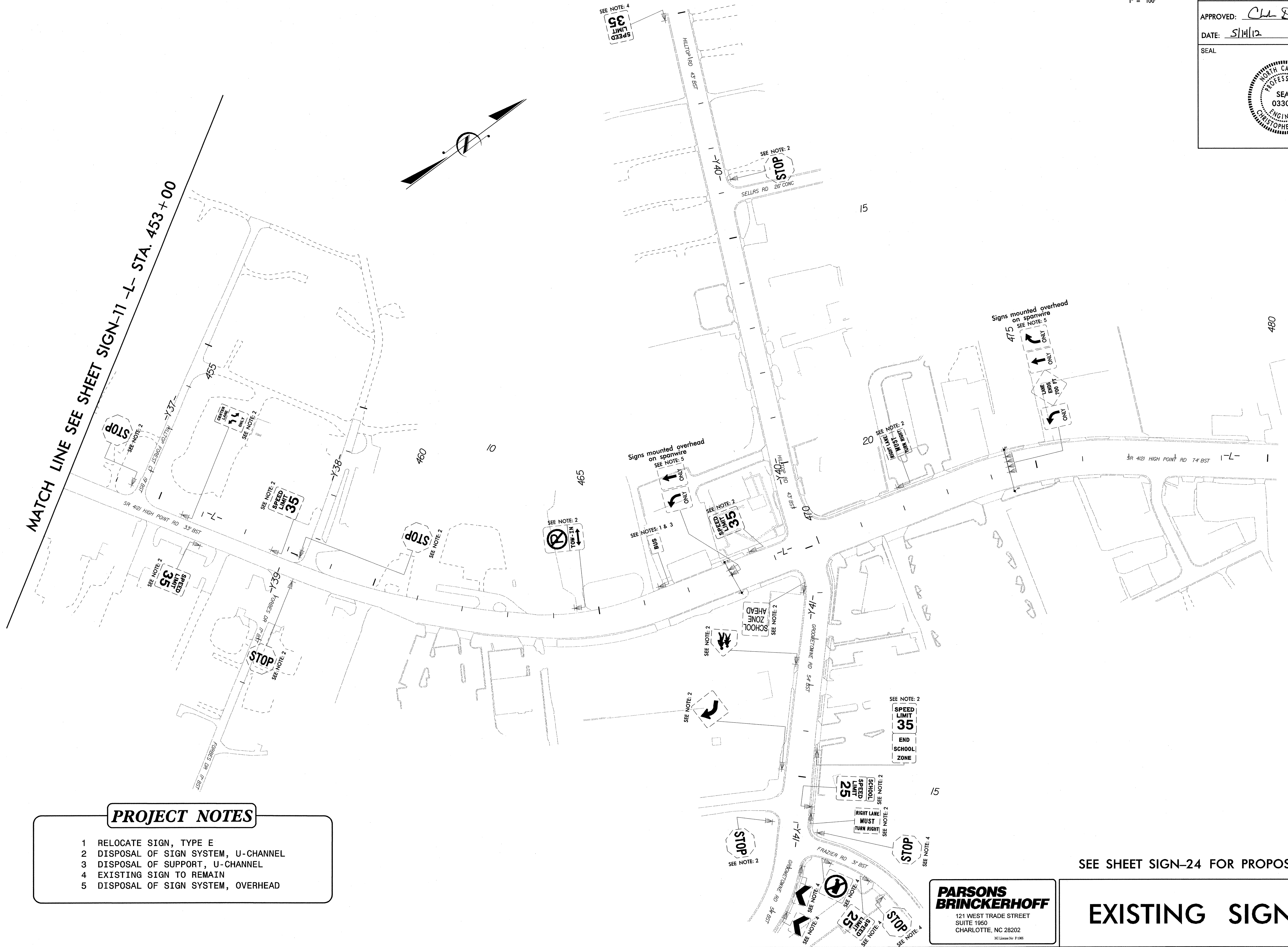
14-MAY-2012 10:53:21A U-2412 BU-2412BU-Traffic\Signing\U-2412B-SON_PSH-11.dgn
 9:35:56 USER:RVA/NE:SSS



APPROVED: *CLD*
 DATE: 5/14/12



MATCH LINE SEE SHEET SIGN-11 -L- STA. 453 + 00



PROJECT NOTES

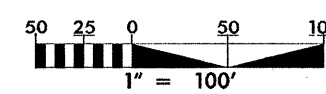
- 1 RELOCATE SIGN, TYPE E
- 2 DISPOSAL OF SIGN SYSTEM, U-CHANNEL
- 3 DISPOSAL OF SUPPORT, U-CHANNEL
- 4 EXISTING SIGN TO REMAIN
- 5 DISPOSAL OF SIGN SYSTEM, OVERHEAD

SEE SHEET SIGN-24 FOR PROPOSED SIGNS

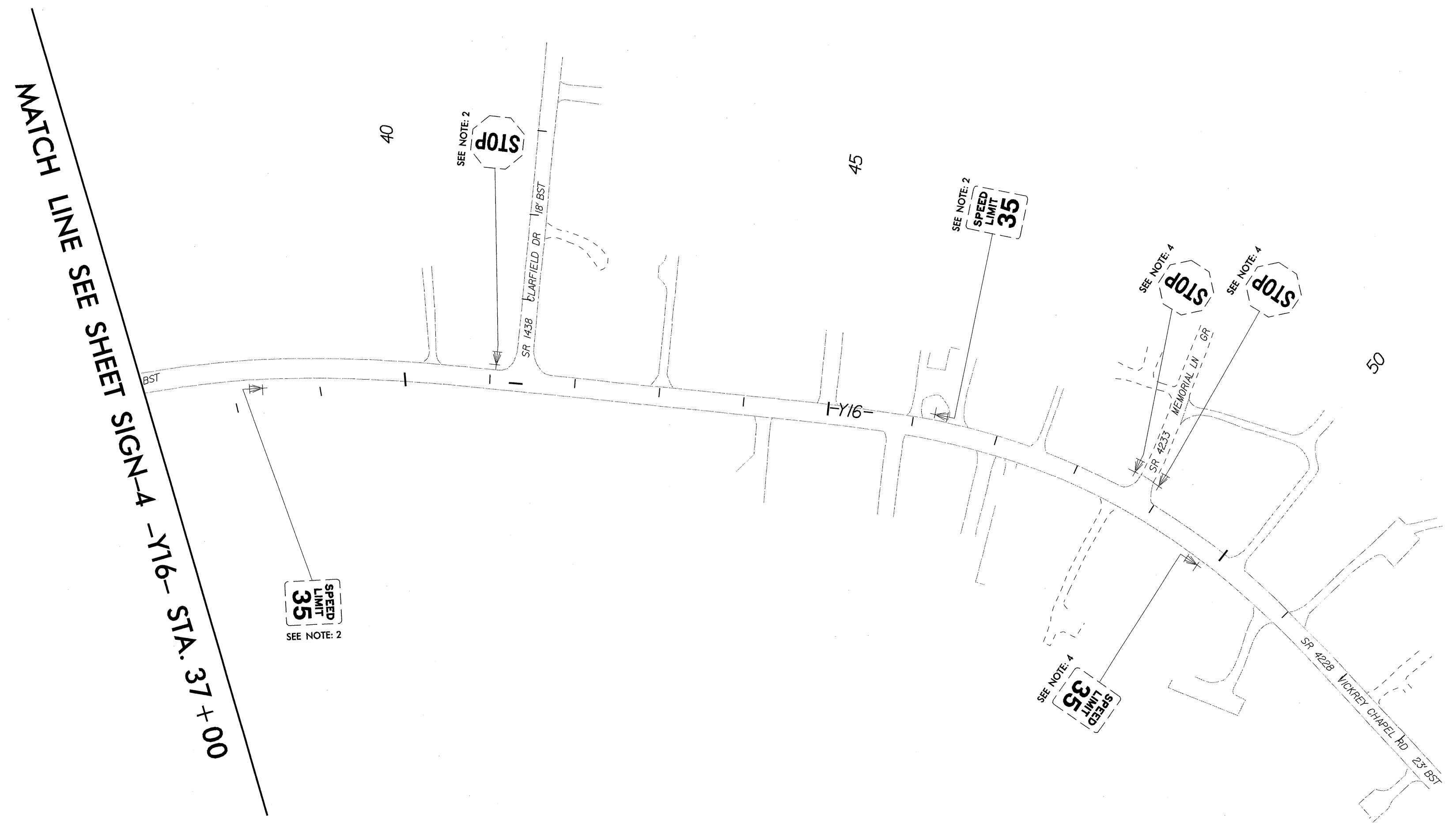

PARSONS BRINCKERHOFF
 121 WEST TRADE STREET
 SUITE 1950
 CHARLOTTE, NC 28202
NC License No. F1006

EXISTING SIGNING

14-MAY-2012 10:55:30 AM
 C:\Users\james\Documents\U-2412 BU-2412BU-Traffic\Signing\U-2412B-SGN_PSH_12.dgn
 033007 USER NAME: CLD



TIP NO. U-2412BU-2524AE	SHEET NO. SIGN-13
APPROVED: <i>Chd DD</i>	
DATE: 5/14/12	
SEAL	



PROJECT NOTES

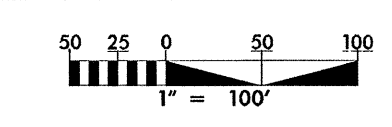
- 1 RELOCATE SIGN, TYPE E
- 2 DISPOSAL OF SIGN SYSTEM, U-CHANNEL
- 3 DISPOSAL OF SUPPORT, U-CHANNEL
- 4 EXISTING SIGN TO REMAIN
- 5 DISPOSAL OF SIGN SYSTEM, OVERHEAD

SEE SHEET SIGN-25 FOR PROPOSED SIGNS

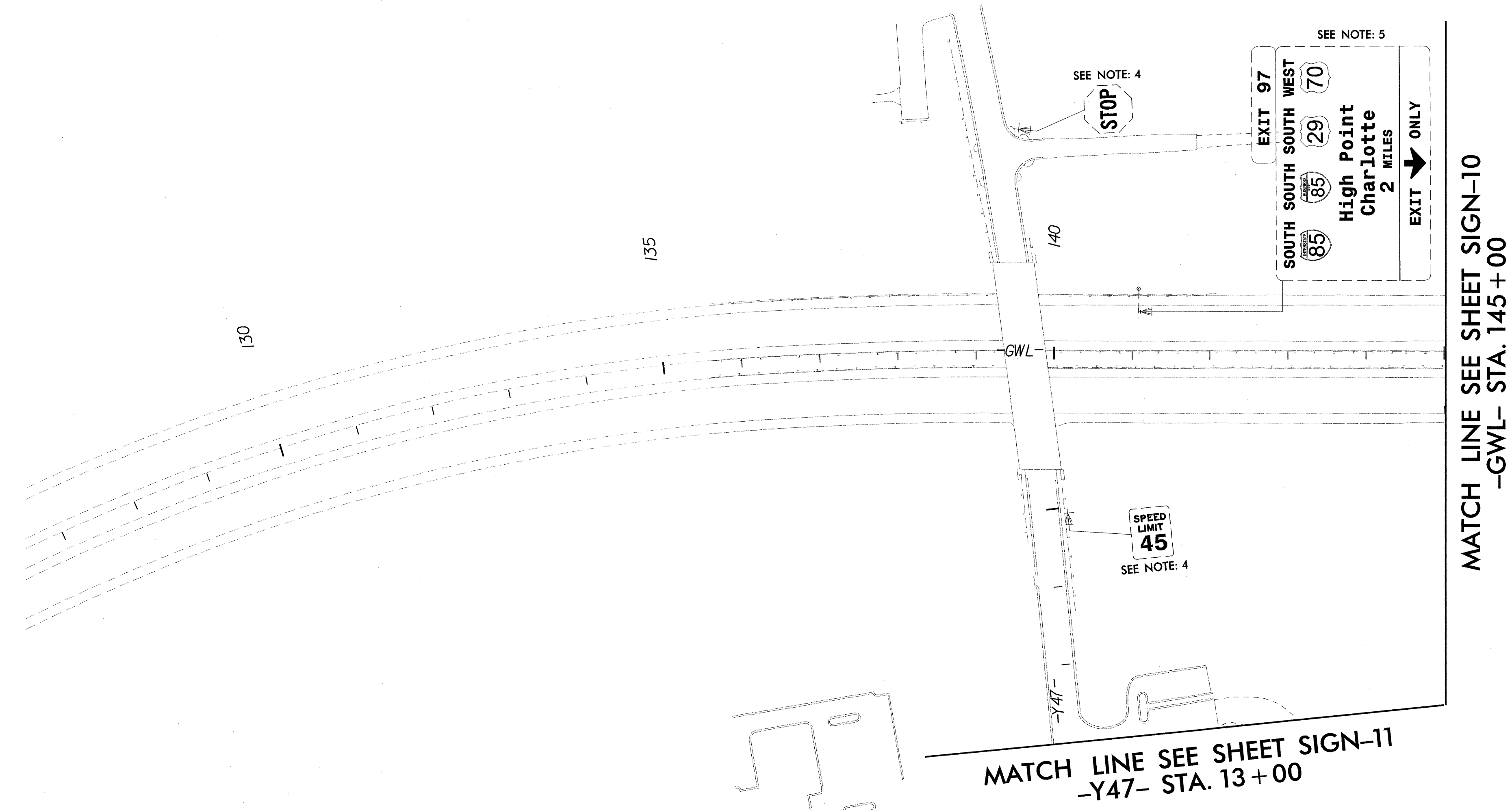
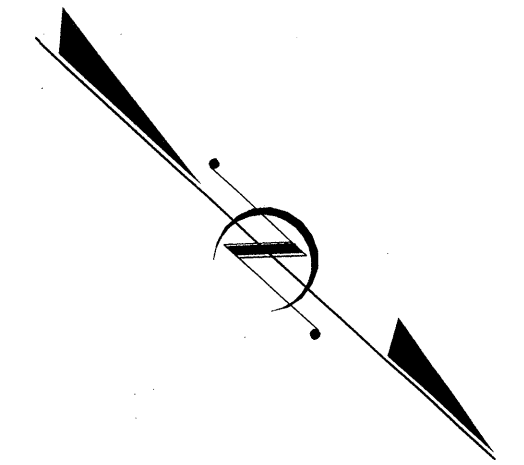
**PARSONS
BRINCKERHOFF**
121 WEST TRADE STREET
SUITE 1950
CHARLOTTE, NC 28202
NC License No. P1906

EXISTING SIGNING

14-MAY-2012 09:55:01 A:\U-2412 B\U-2412B\Traffic\Signing\U-2412B_SGN_PSH_13.dgn



TIP NO. U-2412BU-2524AE	SHEET NO. SIGN-14
APPROVED: <i>Ch DD</i>	
DATE: <i>5/14/12</i>	
SEAL	



PROJECT NOTES

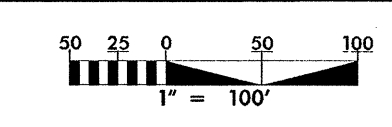
- 1 RELOCATE SIGN, TYPE E
- 2 DISPOSAL OF SIGN SYSTEM, U-CHANNEL
- 3 DISPOSAL OF SUPPORT, U-CHANNEL
- 4 EXISTING SIGN TO REMAIN
- 5 DISPOSAL OF SIGN SYSTEM, OVERHEAD

SEE SHEET SIGN-26 FOR PROPOSED SIGNS

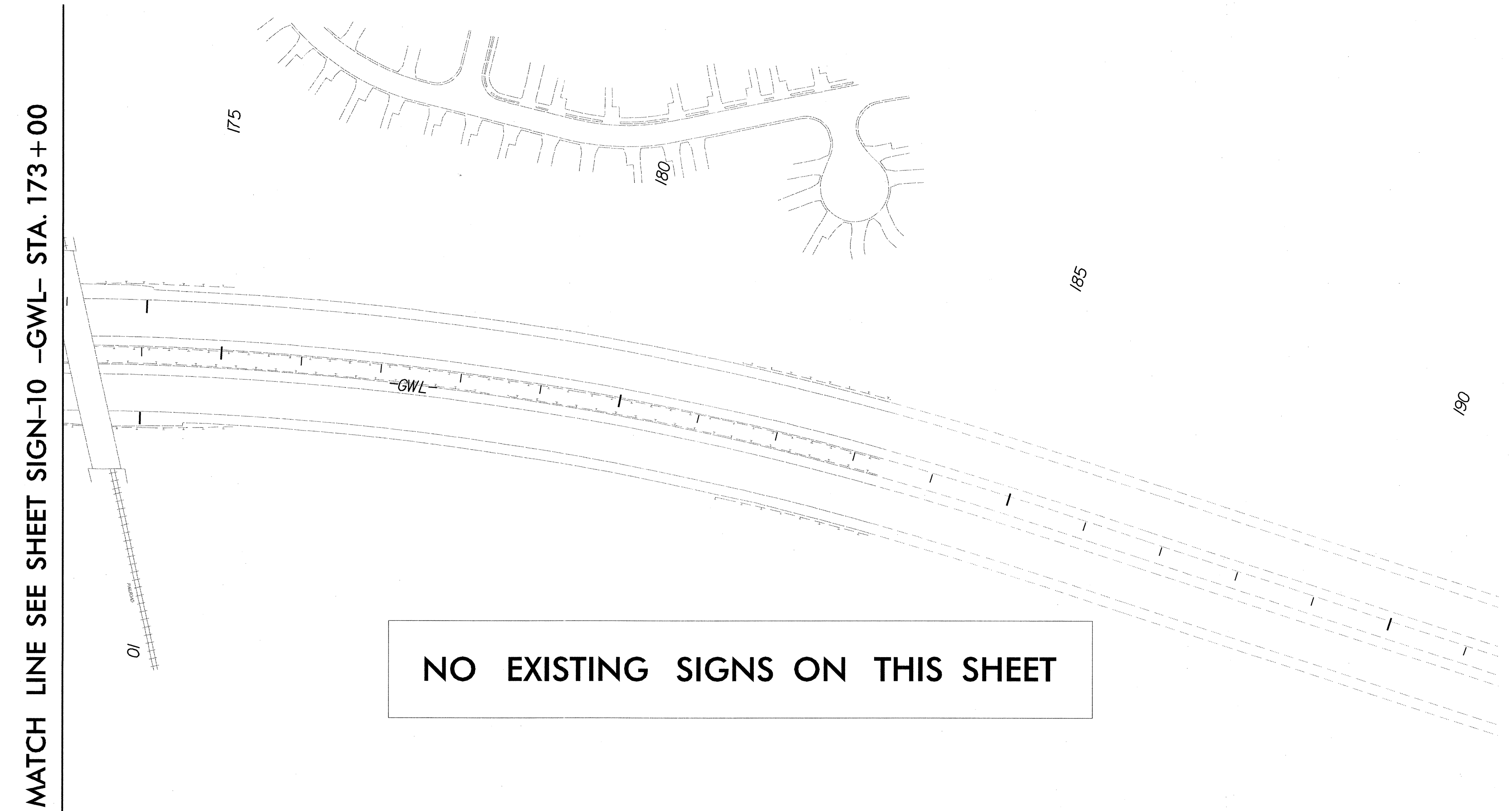
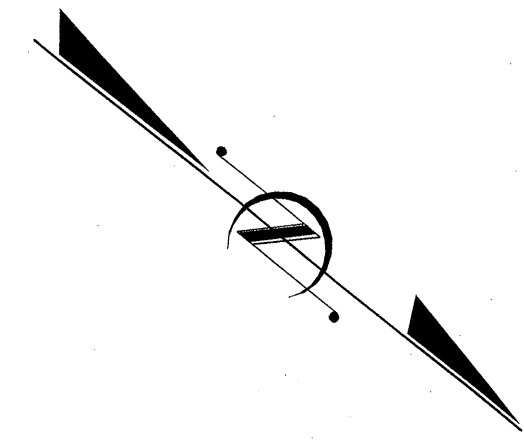
**PARSONS
BRINCKERHOFF**
121 WEST TRADE STREET
SUITE 1950
CHARLOTTE, NC 28202
NO License No. F396

EXISTING SIGNING

14-MAY-2012 09:55:01A U-2412 B\U-2412B\Trafic\Signing\U-2412B.SGN.PSH.14.dgn



TIP NO. U-2412BU-2524AE	SHEET NO. SIGN-15
APPROVED: <i>CH DD</i>	
DATE: <i>5/14/12</i>	
SEAL	



PROJECT NOTES

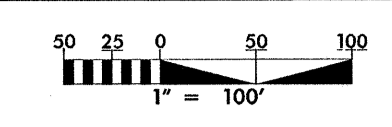
- 1 RELOCATE SIGN, TYPE E
- 2 DISPOSAL OF SIGN SYSTEM, U-CHANNEL
- 3 DISPOSAL OF SUPPORT, U-CHANNEL
- 4 EXISTING SIGN TO REMAIN
- 5 DISPOSAL OF SIGN SYSTEM, OVERHEAD

SEE SHEET SIGN-27 FOR PROPOSED SIGNS

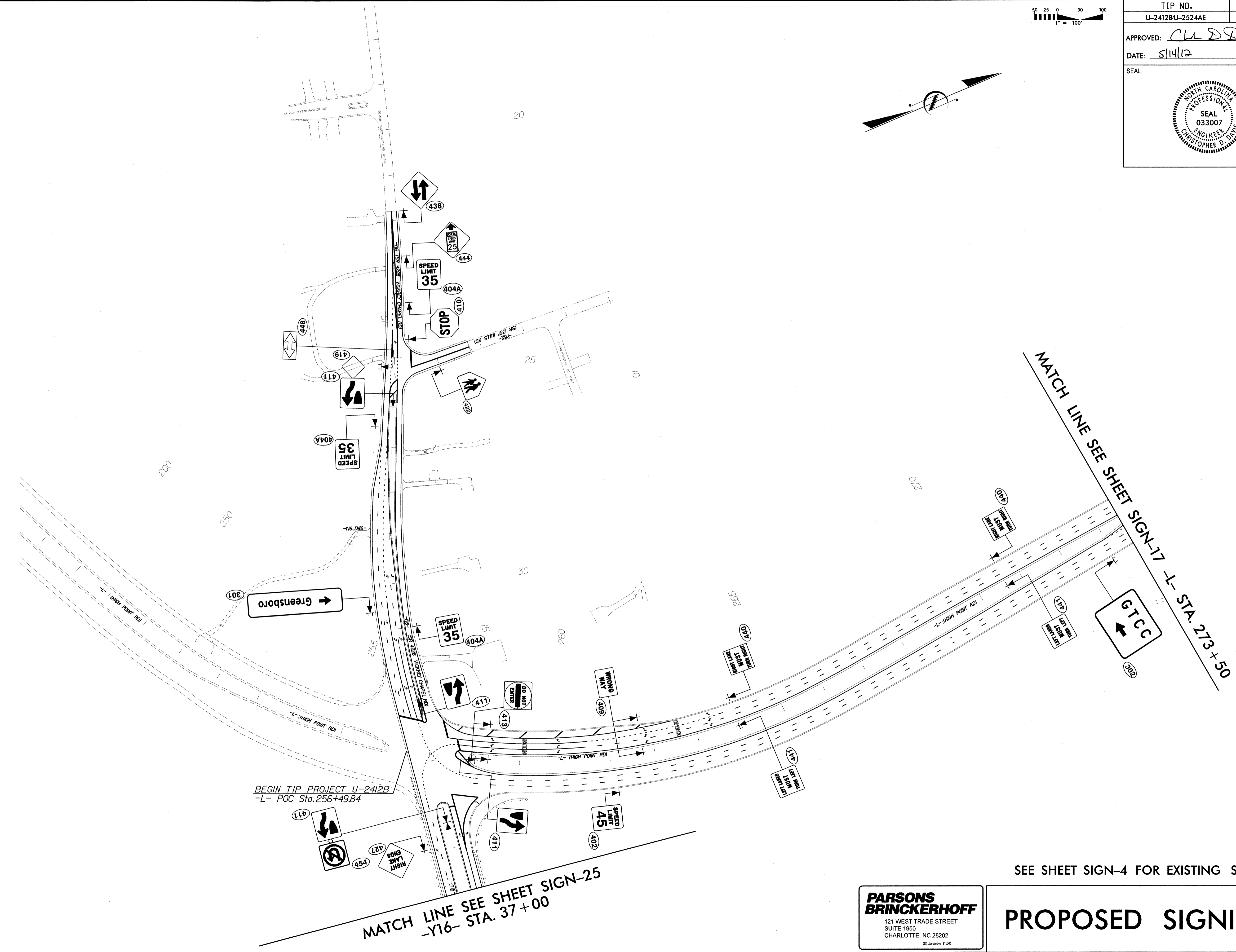

**PARSONS
BRINCKERHOFF**
121 WEST TRADE STREET
SUITE 1950
CHARLOTTE, NC 28202
NC License No. P196

EXISTING SIGNING

I:\MAY-2012\033007\01\U-2412BU-2524AE\Traffic\Signing\U-2412BU-2524AE_SGNL_PSH_15.dgn
 \$\$\$\$\$\$DATE\$\$\$\$\$\$
 \$\$\$\$\$\$USER\$\$\$\$\$\$



TIP NO. U-2412BU-2524AE	SHEET NO. SIGN-16
APPROVED: <i>CH DD</i>	
DATE: 5/14/12	
SEAL	



BEGIN TIP PROJECT U-2412B
 -L- POC Sta. 256+49.84

MATCH LINE SEE SHEET SIGN-25
 -Y16- STA. 37+00

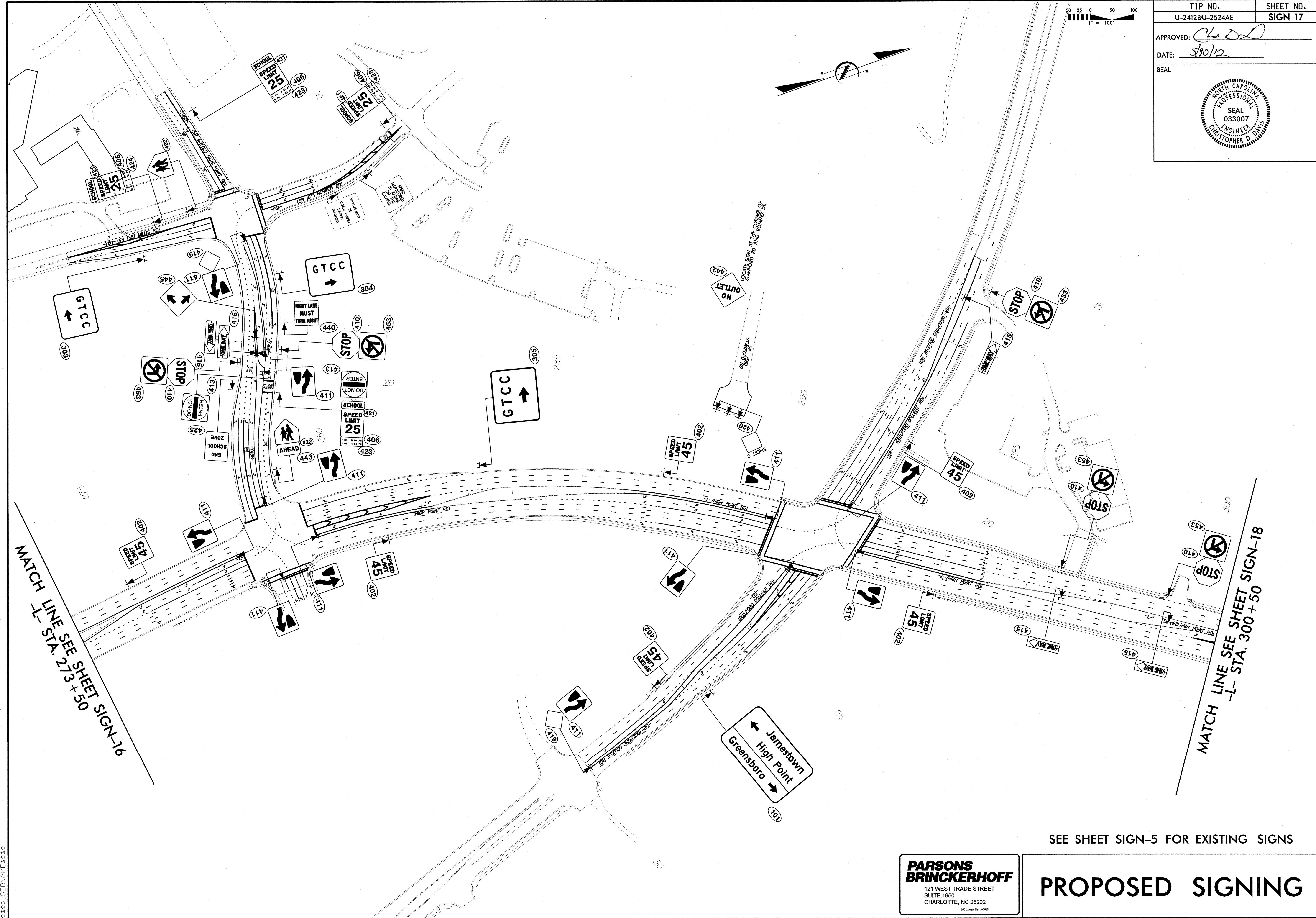

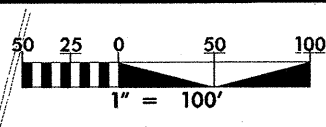
MATCH LINE SEE SHEET SIGN-17 -L- STA. 273+50

SEE SHEET SIGN-4 FOR EXISTING SIGNS

PARSONS BRINCKERHOFF
 121 WEST TRADE STREET
 SUITE 1950
 CHARLOTTE, NC 28202
NC License No. P3366

PROPOSED SIGNING

14-MAY-2012 10:57:01A U-2412 BU-2412BU-2524AE Traffic Signing U-2412BU-2524AE.SGN.PSH.16.dgn
 \$\$\$\$ USER: NAME \$\$\$\$



MATCH LINE SEE SHEET SIGN-16
-L- STA. 273+50

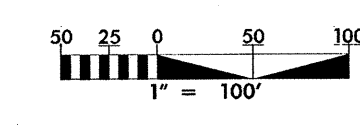
MATCH LINE SEE SHEET SIGN-18
-L- STA. 300+50

SEE SHEET SIGN-5 FOR EXISTING SIGNS


**PARSONS
BRINCKERHOFF**
121 WEST TRADE STREET
SUITE 1950
CHARLOTTE, NC 28202
NC License No. P1006

PROPOSED SIGNING

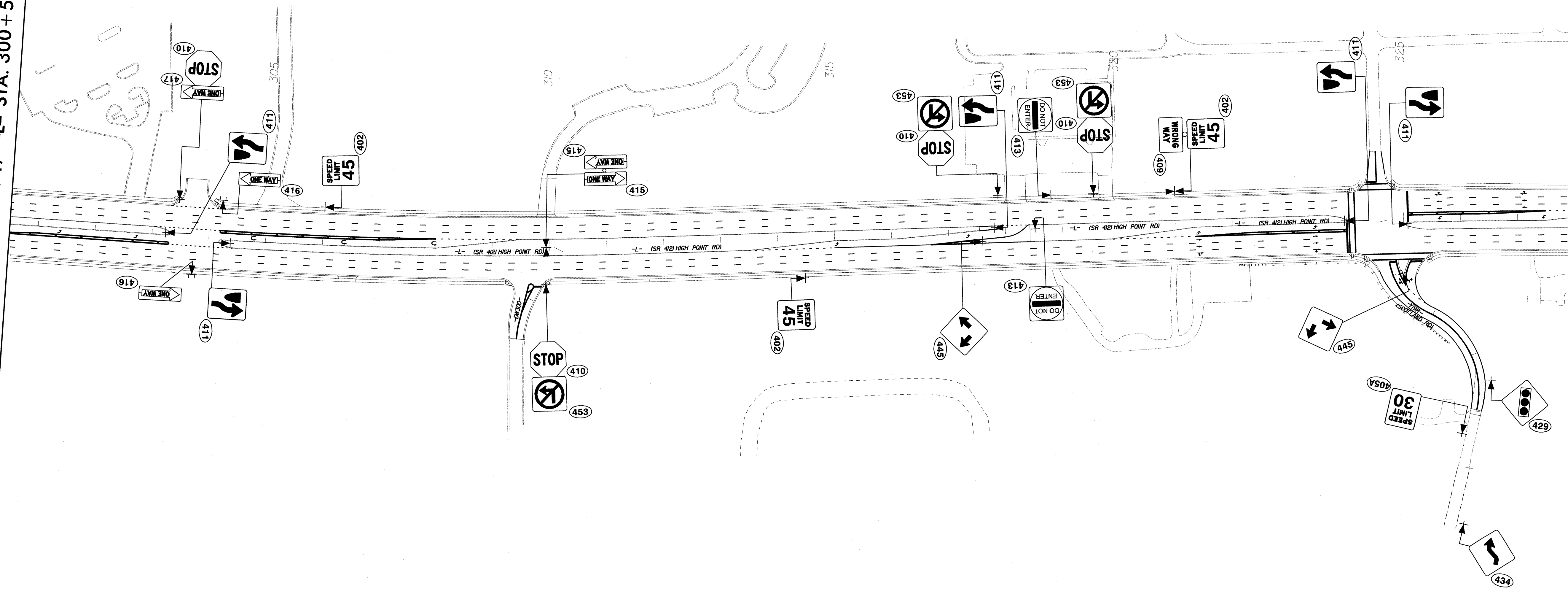
30 MAY 2012 15:00
 B:\U-2412BU-2524AE\U-2412 B U-2412BU-2524AE\Traffic\Signing\U-2412BU-2524AE_SGNL_PSH_17.dgn
 \$\$\$\$\$\$USERNAME\$\$\$\$\$\$



TIP NO. U-2412BU-2524AE	SHEET NO. SIGN-18
APPROVED: <i>CH DD</i>	
DATE: 5/14/12	
SEAL	



MATCH LINE SEE SHEET SIGN-17 -L- STA. 300+50



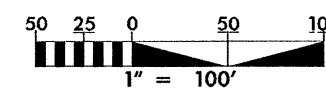
MATCH LINE SEE SHEET SIGN-19 STA. 328+00

14-MAY-2012 10:53
 G:\PROJETS\120101A-U-2412 B\U-2412B\Traffic\Signing\U-2412B_SGN_PSH_18.dgn

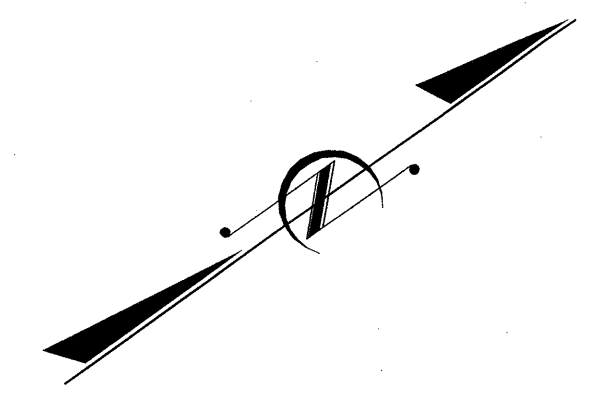
SEE SHEET SIGN-6 FOR EXISTING SIGNS

**PARSONS
BRINCKERHOFF**
 121 WEST TRADE STREET
 SUITE 1950
 CHARLOTTE, NC 28202
NC License No. P1365

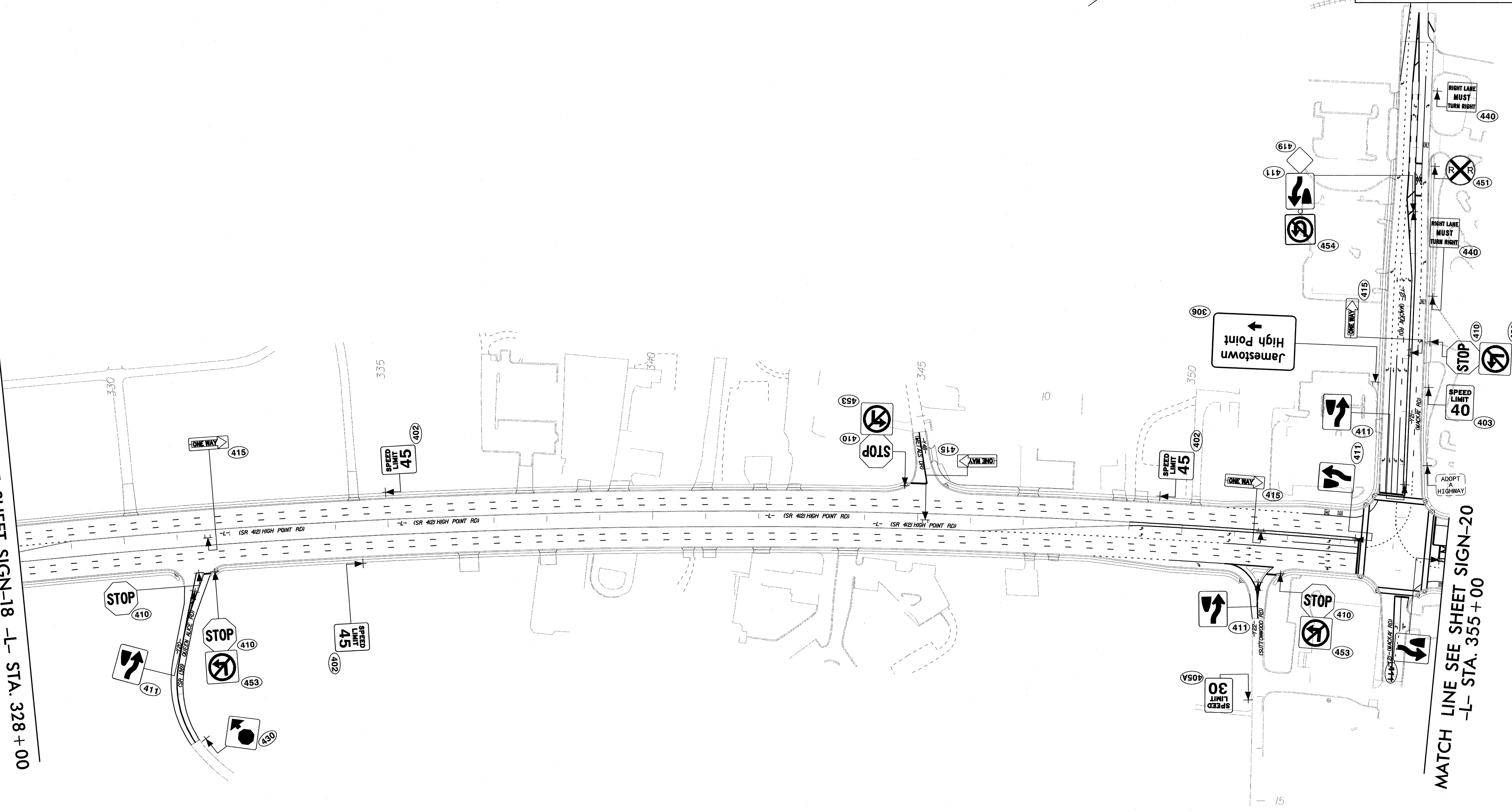
PROPOSED SIGNING



TIP NO. U-2412BU-2524AE	SHEET NO. SIGN-19
APPROVED: <i>Ch D D</i>	
DATE: 5/14/12	
SEAL	



MATCH LINE SEE SHEET SIGN-18 -L- STA. 328 + 00



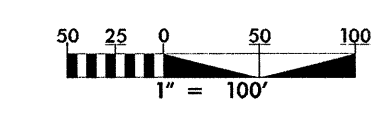
MATCH LINE SEE SHEET SIGN-20
-L- STA. 355 + 00

SEE SHEET SIGN-7 FOR EXISTING SIGNS

14-MAY-2012 10:53 AM U-2412 BU-2412B-Traffic\Signing\U-2412B-SGNL_PSH_19.dgn

PARSONS BRINCKERHOFF
121 WEST TRADE STREET
SUITE 1950
CHARLOTTE, NC 28202
NC License No. P1006

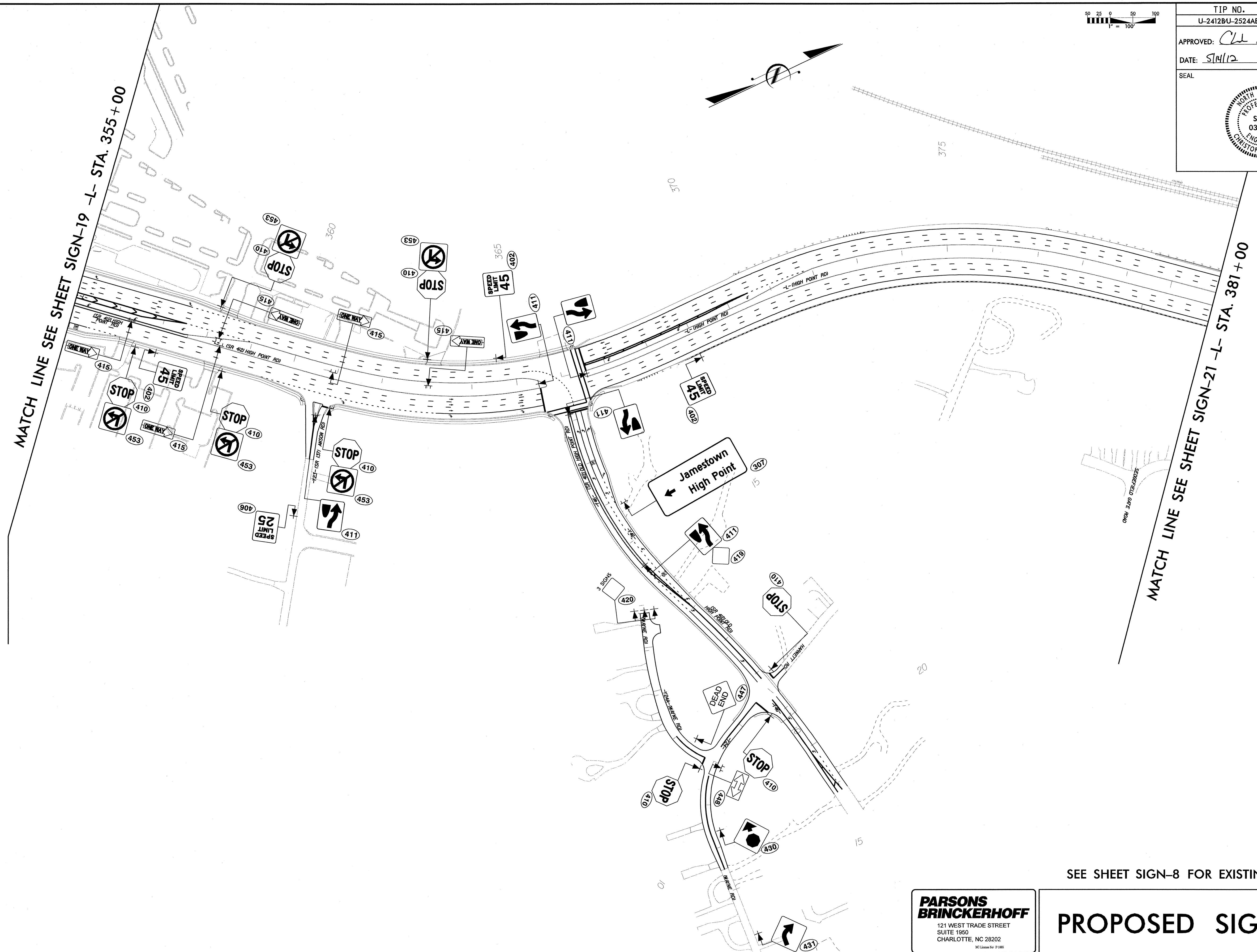
PROPOSED SIGNING



TIP NO. U-2412BU-2524AE	SHEET NO. SIGN-20
APPROVED: <i>CLD</i>	
DATE: 5/14/12	
SEAL	

MATCH LINE SEE SHEET SIGN-19 -L- STA. 355+00

MATCH LINE SEE SHEET SIGN-21 -L- STA. 381+00

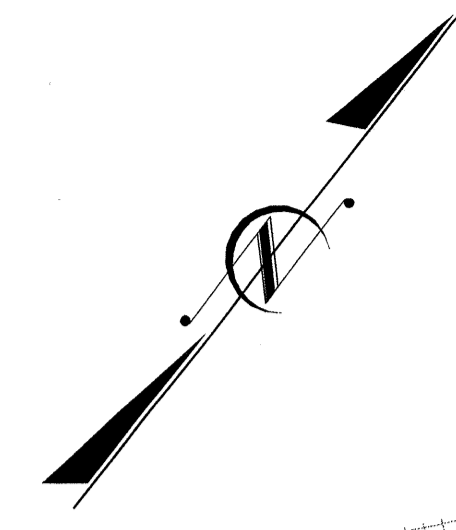
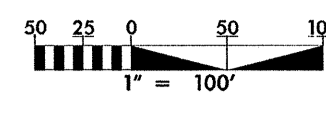


SEE SHEET SIGN-8 FOR EXISTING SIGNS

**PARSONS
BRINCKERHOFF**
121 WEST TRADE STREET
SUITE 1950
CHARLOTTE, NC 28202
NC License No. P3995

PROPOSED SIGNING

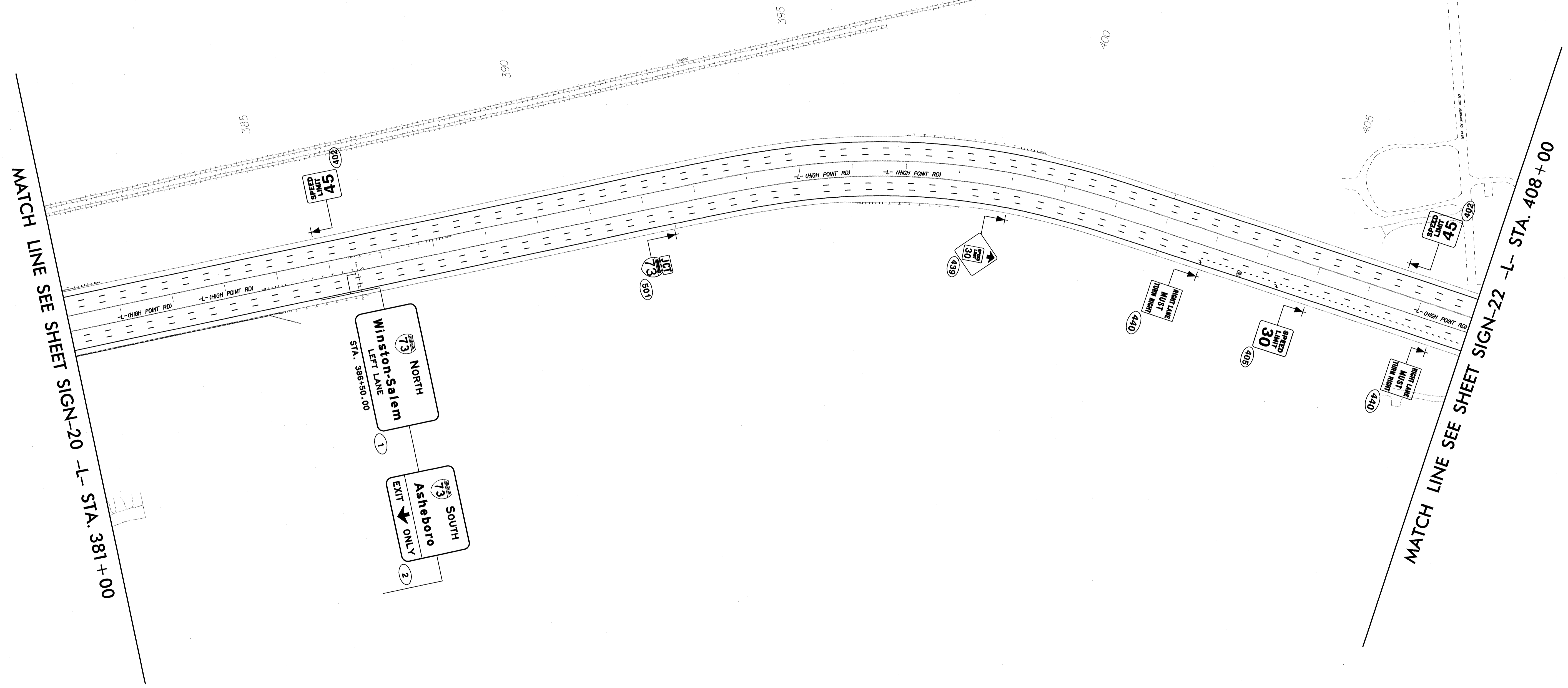
14-MAY-2012 09:54
 S:\2412BU\2524AE\U-2412 BU-2412B\Traffic\Signing\U-2412B_SGN_PSH_20.dgn
 \$\$\$\$SERNAME\$\$\$\$



TIP NO. U-2412BU-2524AE	SHEET NO. SIGN-21
APPROVED: <i>Chl DD</i>	
DATE: 5/14/12	
SEAL	

MATCH LINE SEE SHEET SIGN-20 -L- STA. 381+00

MATCH LINE SEE SHEET SIGN-22 -L- STA. 408+00



73 NORTH
Winston-Salem
LEFT LANE
STA. 386+50.00

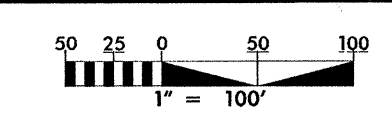
73 SOUTH
Asheboro
EXIT ONLY

SEE SHEET SIGN-9 FOR EXISTING SIGNS

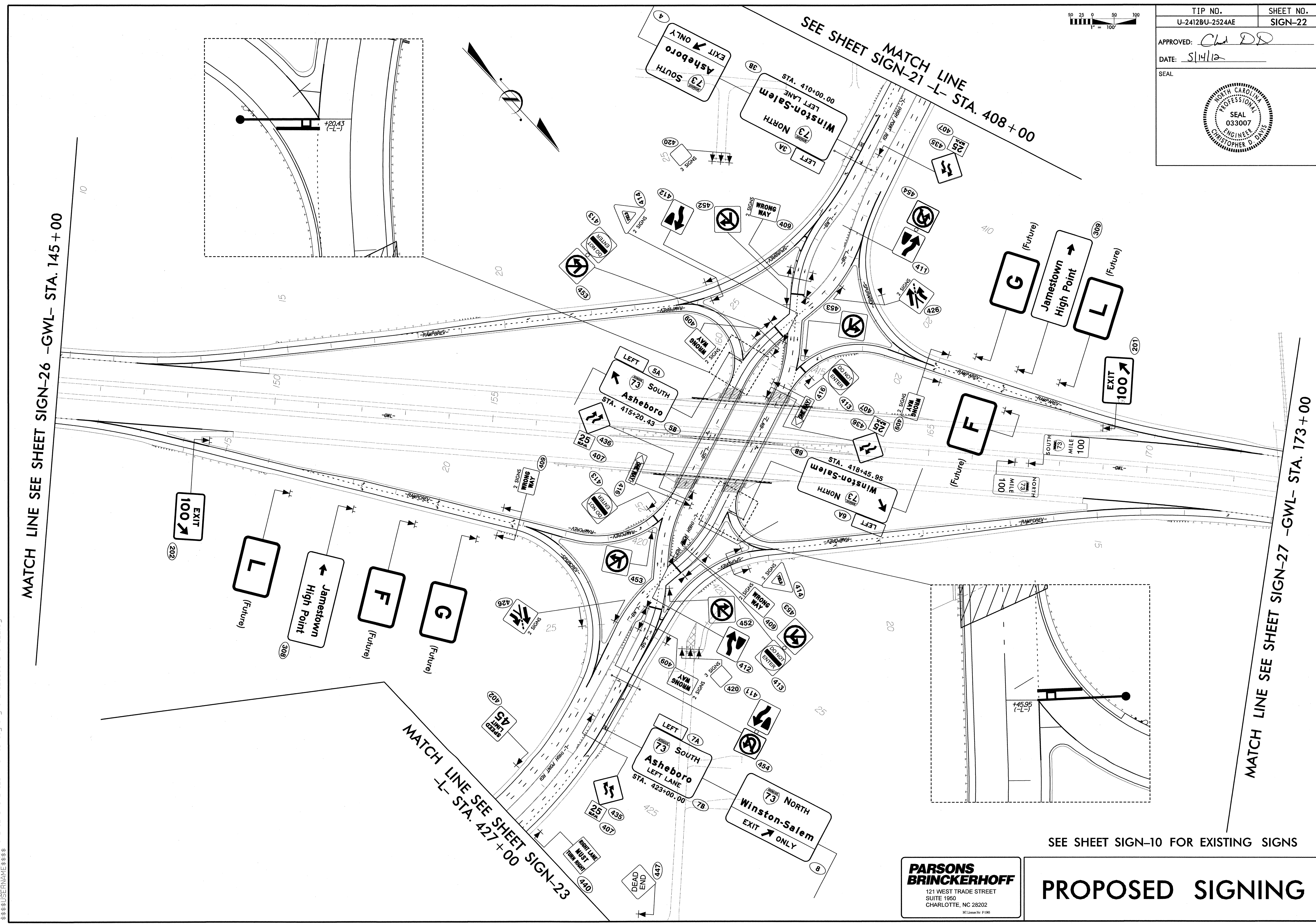
**PARSONS
BRINCKERHOFF**
121 WEST TRADE STREET
SUITE 1850
CHARLOTTE, NC 28202
NC License No. P1906

PROPOSED SIGNING

14-MAY-2012 10:57:01 AM U-2412 B\U-2412B\Traffic\Signing\U-2412B.SCN_PSH_21.dgn
 \$\$\$USERNAME\$\$\$



TIP NO. U-2412BU-2524AE	SHEET NO. SIGN-22
APPROVED: <i>CLD DD</i>	
DATE: 5/14/12	
SEAL	



SEE SHEET SIGN-21 -L- STA. 408+00

MATCH LINE SEE SHEET SIGN-27 -GWL- STA. 173+00

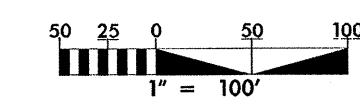
MATCH LINE SEE SHEET SIGN-23 -L- STA. 427+00

SEE SHEET SIGN-10 FOR EXISTING SIGNS

PARSONS BRINCKERHOFF
 121 WEST TRADE STREET
 SUITE 1950
 CHARLOTTE, NC 28202
NC License No. P1266

PROPOSED SIGNING

14 MAY 2012 09:56:01A-U-2412 BU-2412BU-Traffic\Signing\U-2412B-SGNL.PSH.22.dgn
 \$\$\$\$USERNAME\$\$\$\$

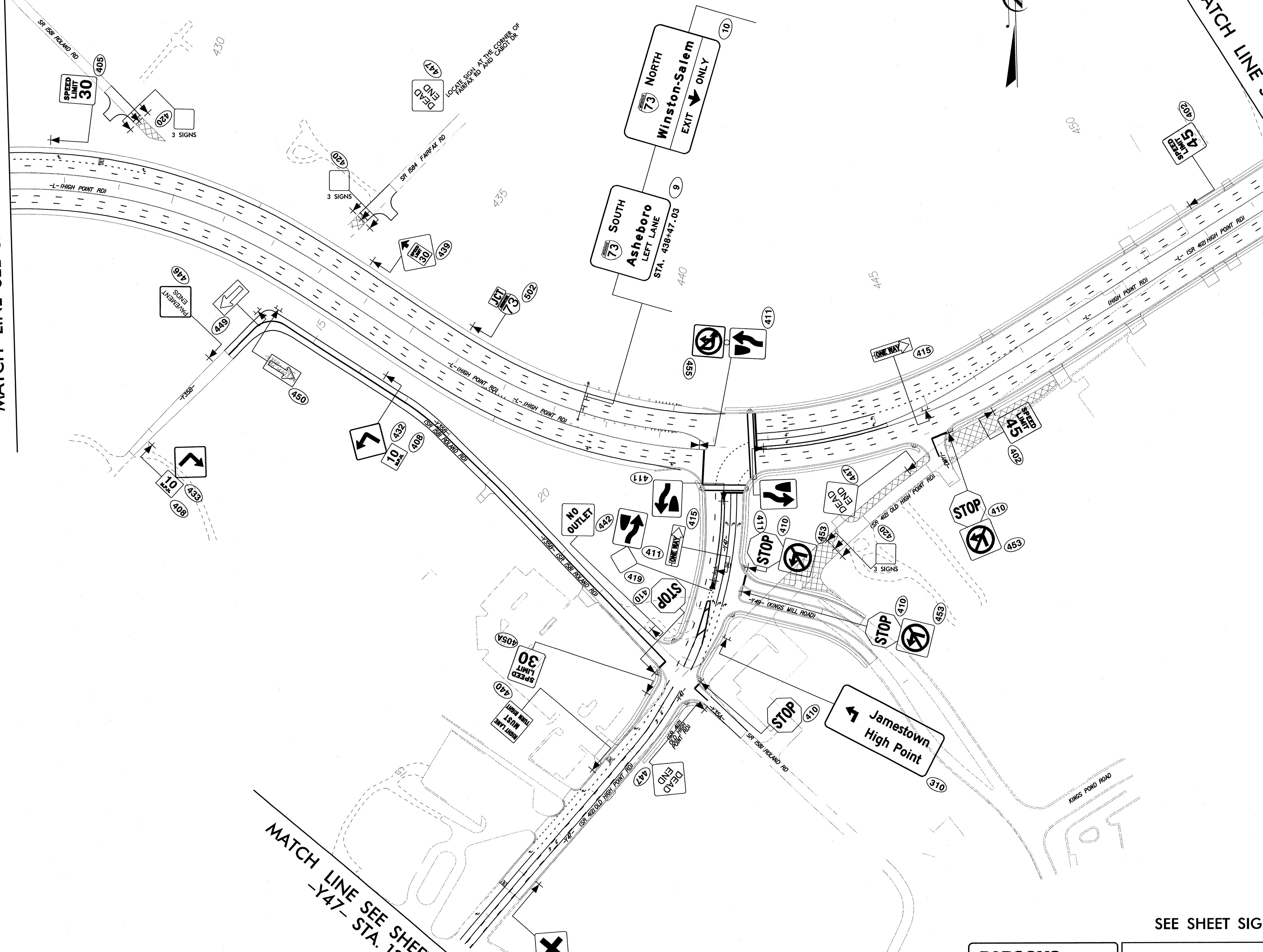


TIP NO. U-2412BU-2524AE	SHEET NO. SIGN-23
APPROVED: <i>CLD</i>	
DATE: <i>5/11/12</i>	
SEAL	

MATCH LINE SEE SHEET SIGN-22 -L- STA. 427+00

MATCH LINE SEE SHEET SIGN-24 -L- STA. 453+00

MATCH LINE SEE SHEET SIGN-26
-Y47- STA. 13+00

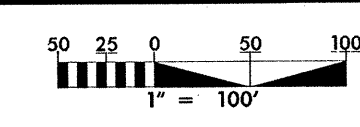


**PARSONS
BRINCKERHOFF**
121 WEST TRADE STREET
SUITE 1950
CHARLOTTE, NC 28202
NC License No. P-1068

SEE SHEET SIGN-11 FOR EXISTING SIGNS

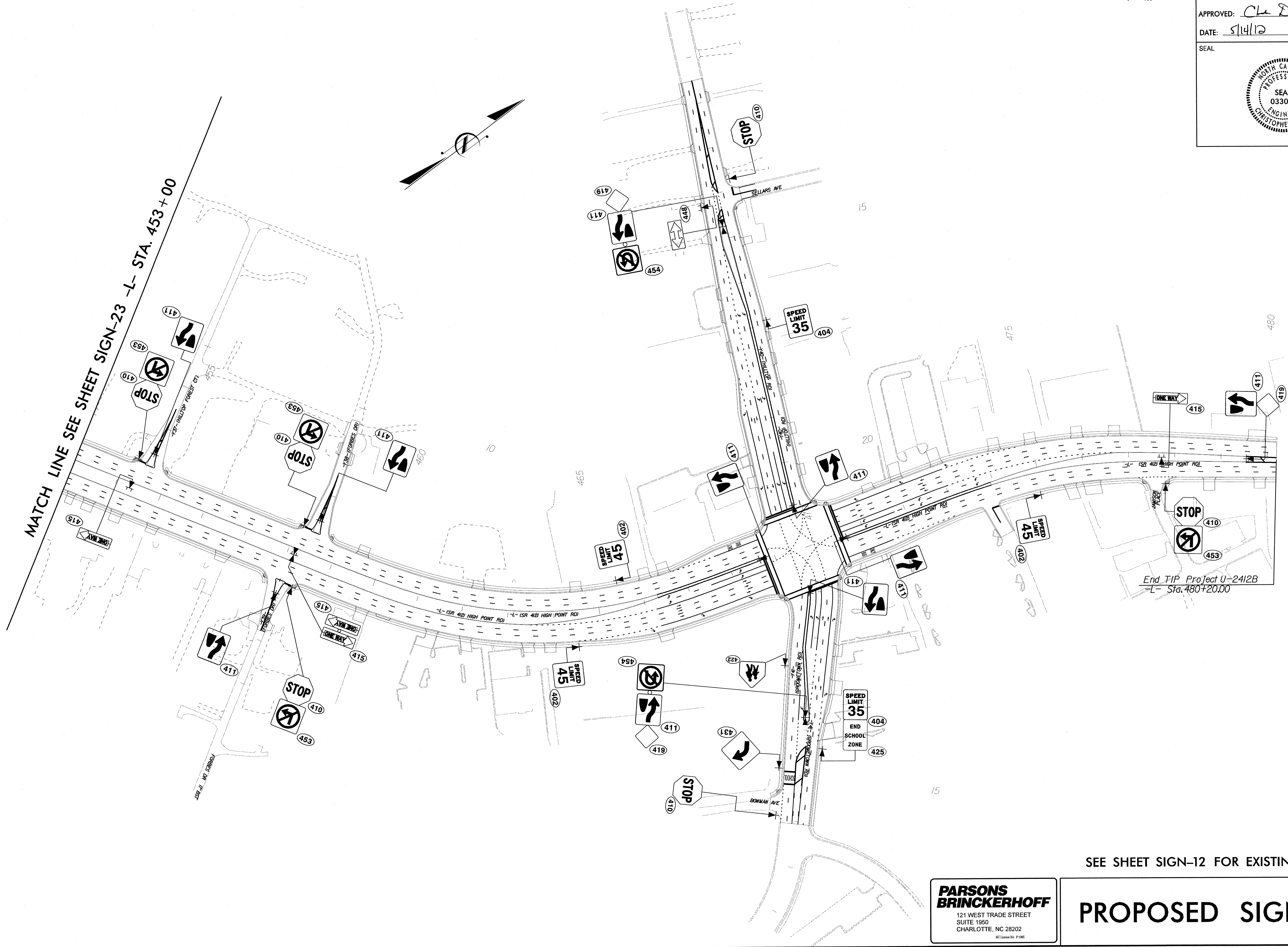
PROPOSED SIGNING

14-MAY-2012 10:54
 U:\2412BU\U-2412 B\U-2412BU-Traffic\Signing\U-2412BU-SGNL_PSH_Z3.dgn
 3336 USE NAME 3336



TIP NO. U-2412BU-2524AE	SHEET NO. SIGN-24
APPROVED: <i>CL DSD</i>	
DATE: 5/14/12	
SEAL	

MATCH LINE SEE SHEET SIGN-23 -L- STA. 453+00



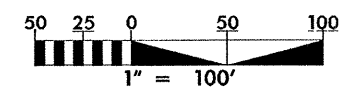
End TIP Project U-2412B
-L- Sta. 480+20.00

SEE SHEET SIGN-12 FOR EXISTING SIGNS

**PARSONS
BRINCKERHOFF**
121 WEST TRADE STREET
SUITE 1950
CHARLOTTE, NC 28202
NC License No. P-1985

PROPOSED SIGNING

14-MAY-2012 10:54
 C:\ProgramData\Bentley\Projects\U-2412\U-2412A-U-2412 BU-2412BU-Traffic\Signing\U-2412B-SIGNL_PSHL24.dgn
 \$\$\$USER\$NAME\$\$\$

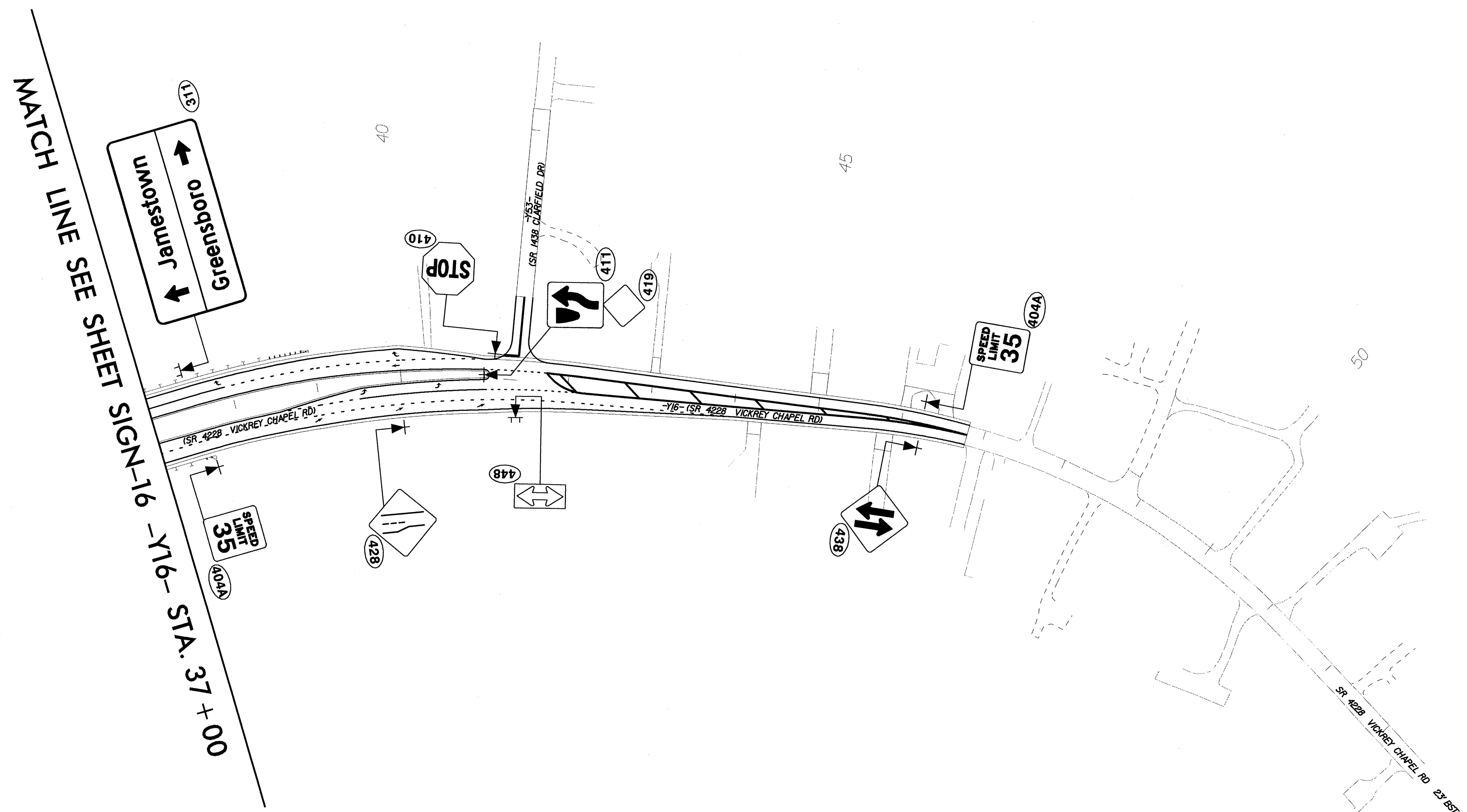


TIP NO.	SHEET NO.
U-2412BU-2524AE	SIGN-25

APPROVED: *CW DD*

DATE: 5/14/12

SEAL

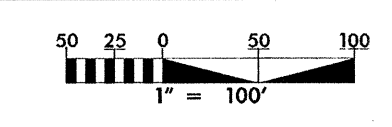


14-MAY-2012 10:54 AM U-2412 BU-2412BU-Traffic\Signing\U-2412B-SGN_PSH_25.dgn
 8336 USER NAME: E336

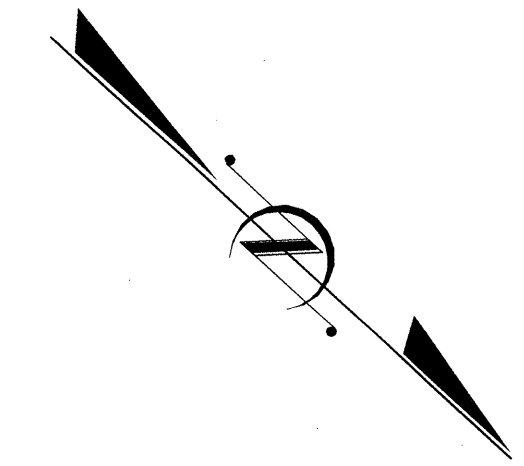
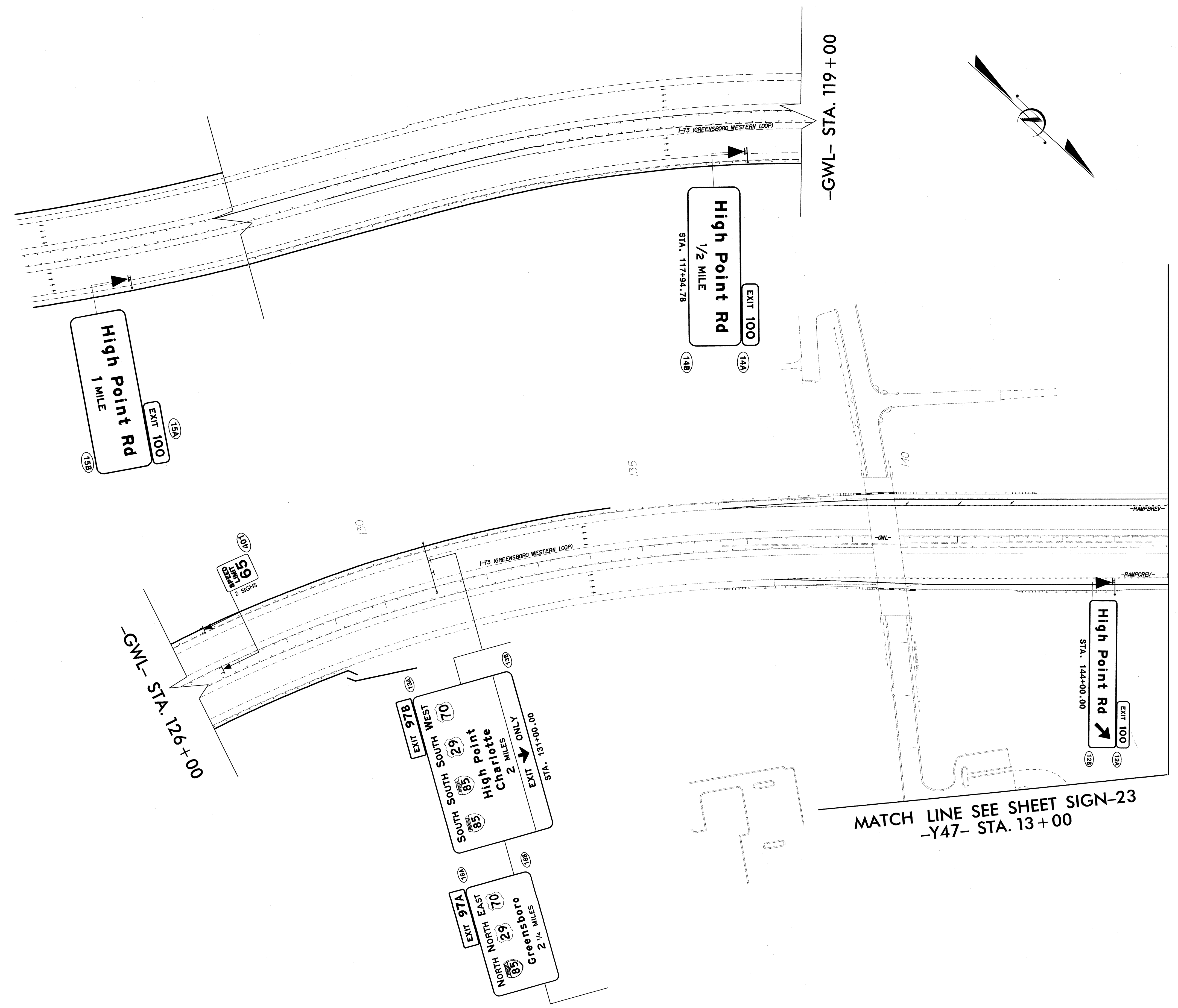
SEE SHEET SIGN-13 FOR EXISTING SIGNS

**PARSONS
BRINCKERHOFF**
 121 WEST TRADE STREET
 SUITE 1950
 CHARLOTTE, NC 28202
NC License No. P1986

PROPOSED SIGNING



TIP NO. U-2412BU-2524AE	SHEET NO. SIGN-26
APPROVED: <i>Ch DD</i>	
DATE: <i>5/14/12</i>	
SEAL	



MATCH LINE SEE SHEET SIGN-22
-GWL- STA. 145+00

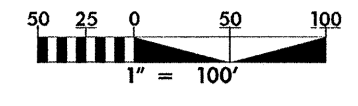
MATCH LINE SEE SHEET SIGN-23
-Y47- STA. 13+00

SEE SHEET SIGN-14 FOR EXISTING SIGNS

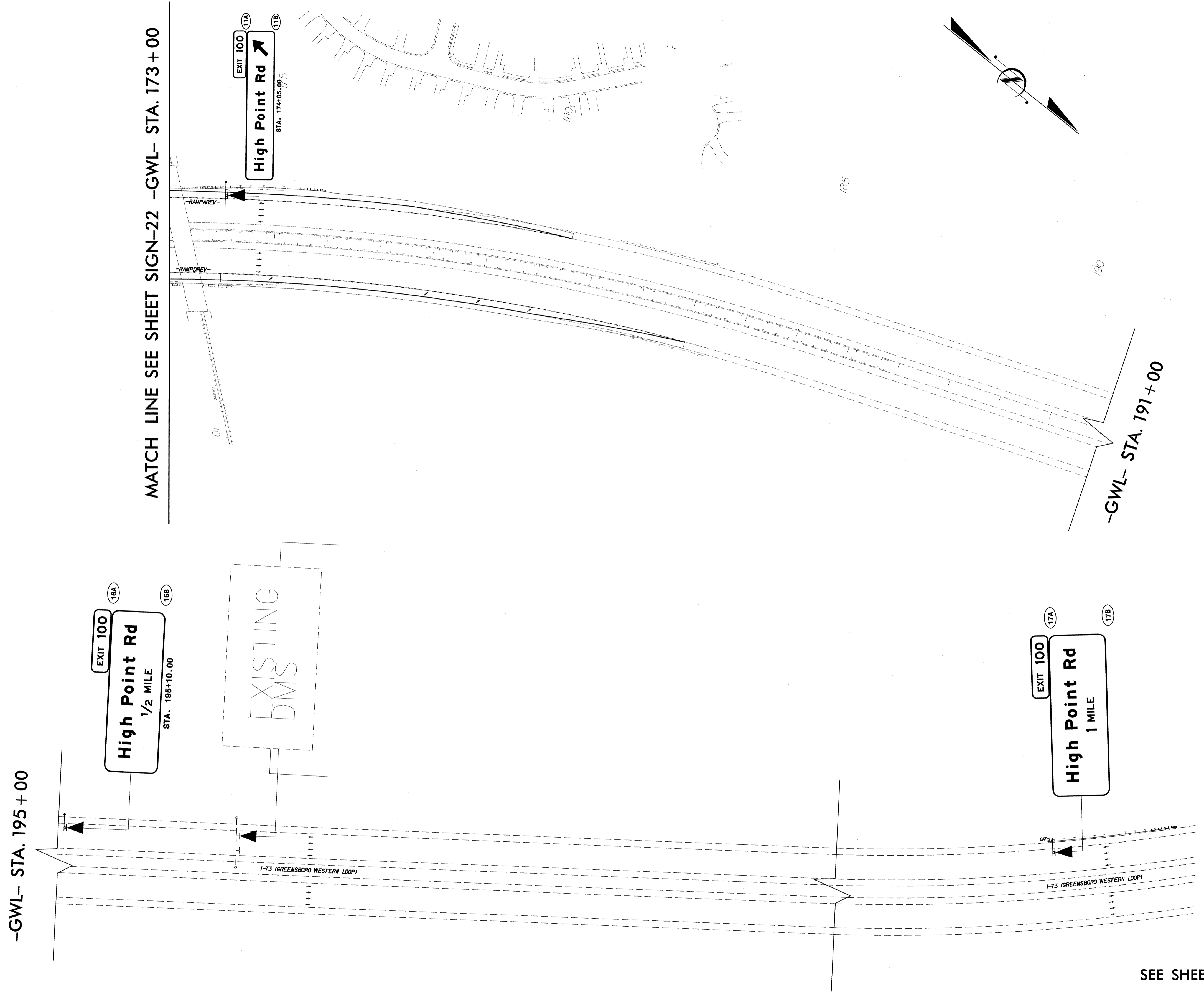
**PARSONS
BRINCKERHOFF**
121 WEST TRADE STREET
SUITE 1950
CHARLOTTE, NC 28202
NC License No. P-206

PROPOSED SIGNING

14-MAY-2012 09:51:01 101A-U-2412 8-U-2412B\Traffic\Signing\U-2412B.SGN_PSH_26.dgn



TIP NO. U-2412BU-2524AE	SHEET NO. SIGN-27
APPROVED: <i>CLD</i>	
DATE: 5/14/12	
SEAL	



MATCH LINE SEE SHEET SIGN-22 -GWL- STA. 173+00

-GWL- STA. 195+00

-GWL- STA. 191+00

EXIT 100
High Point Rd
1/2 MILE
STA. 195+10.00

EXIT 100
High Point Rd
1 MILE

EXISTING
DMS

I-73 (GREENSBORO WESTERN LOOP)

I-73 (GREENSBORO WESTERN LOOP)

SEE SHEET SIGN-15 FOR EXISTING SIGNS

**PARSONS
BRINCKERHOFF**
121 WEST TRADE STREET
SUITE 1950
CHARLOTTE, NC 28202
NC License No. P1906

PROPOSED SIGNING

14 MAY 2012 10:54 AM C:\Users\jbrinck\Documents\Projects\U-2412BU-2524AE\Signing\U-2412BU-2524AE_SIGN_PSH_27.dgn