

05/08/99

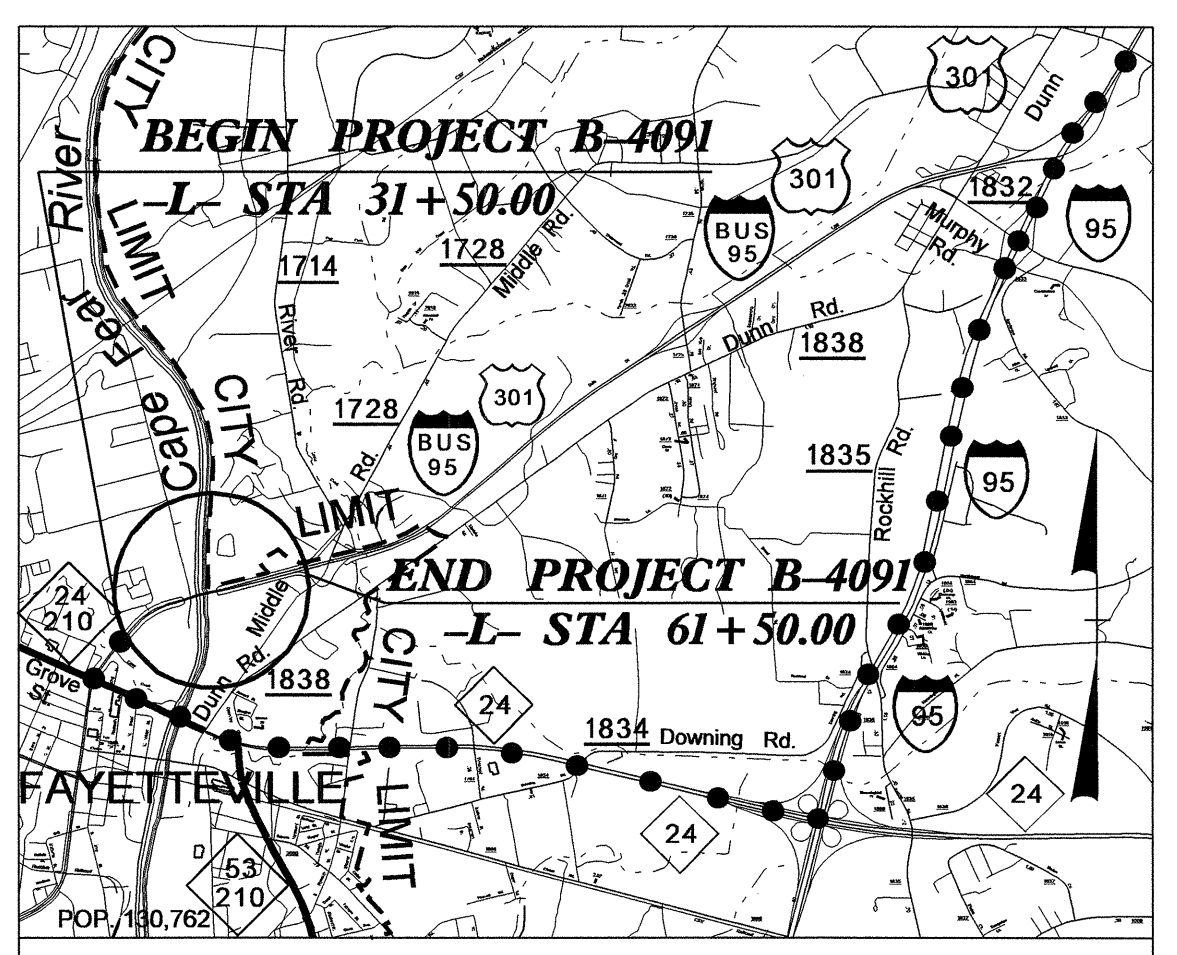
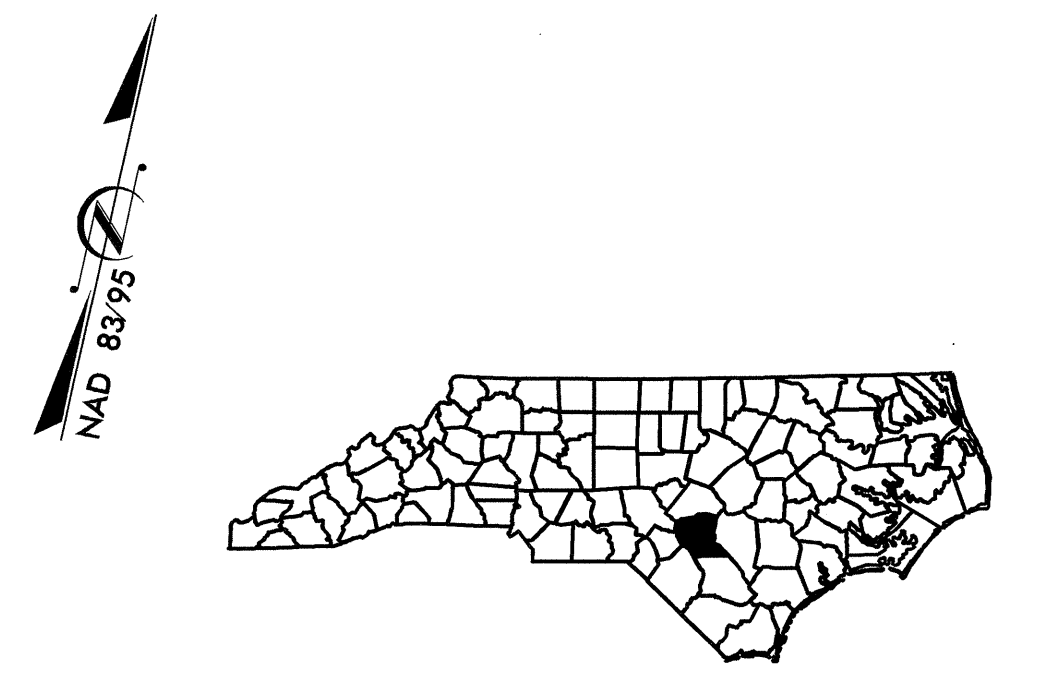
TIP PROJECT: B-4091

T.I.P. NO.	SHEET NO.
B-4091	UC-1

STATE OF NORTH CAROLINA
DIVISION OF HIGHWAYS

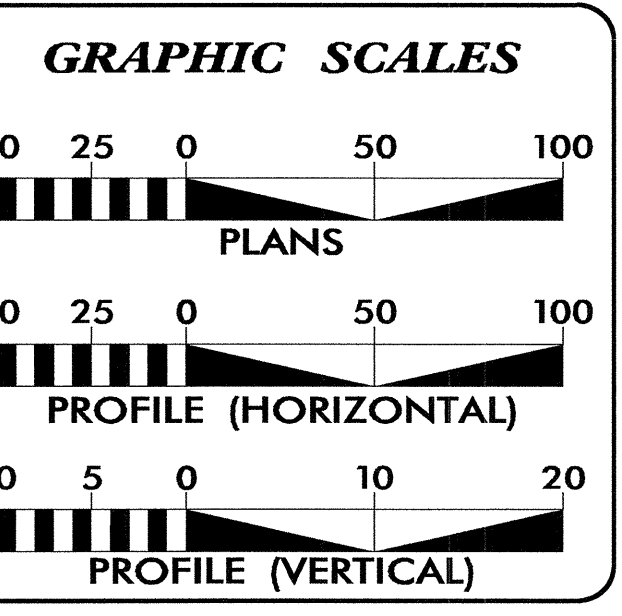
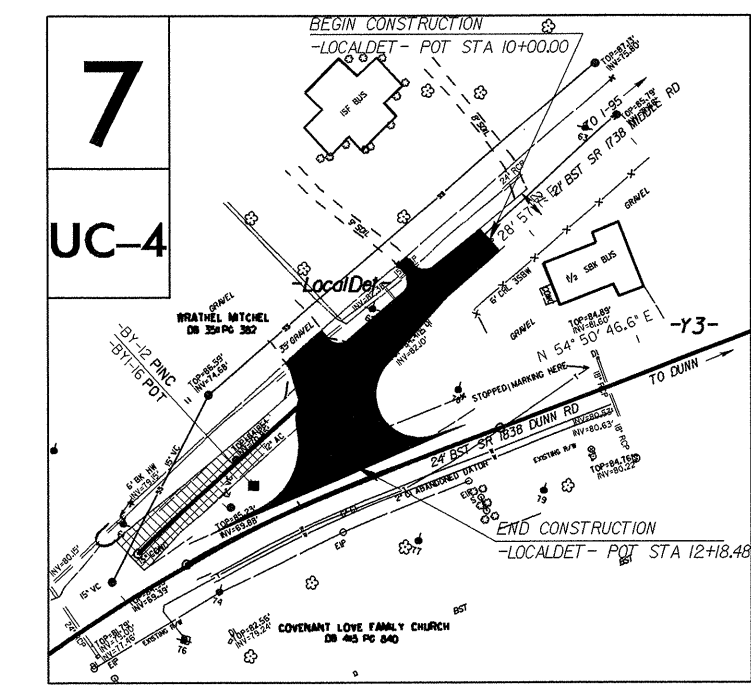
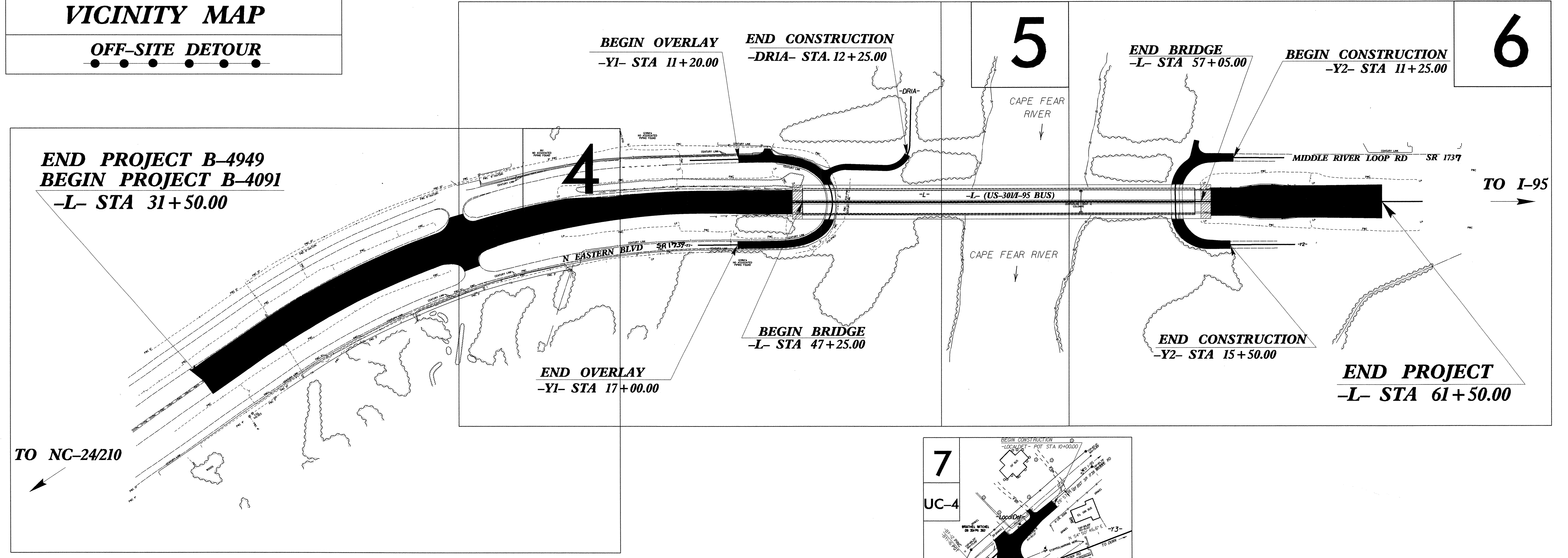
UTILITY CONSTRUCTION PLANS
CUMBERLAND COUNTY

LOCATION: BRIDGE 85 OVER THE CAPE FEAR RIVER
TYPE OF WORK: RELOCATION OF WATER LINE




VICINITY MAP

OFF-SITE DETOUR



INDEX OF SHEETS	
SHEET NO.	DESCRIPTION
UC-1	TITLE SHEET
UC-2	SYMBOLGY SHEET
UC-3	NOTES AND DETAIL SHEET
UC-4	UTILITY CONSTRUCTION PLAN SHEET

WATER AND SEWER OWNERS ON PROJECT
(1) PWC WATER



PREPARED IN THE OFFICE OF:
DIVISION OF HIGHWAYS
UTILITIES UNIT
UTILITIES ENGINEERING

1591 MAIL SERVICES CENTER
RALEIGH NC 27699-1591
PHONE (919) 707-6690
FAX (919) 250-4151

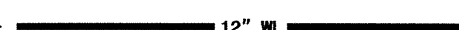

























Roger Worthington, P.E. UTILITIES SECTION ENGINEER
Corey Bousquet, P.E. UTILITIES SQUAD LEADER PROJECT ENGINEER
Kelvin Martin UTILITIES PROJECT DESIGNER

I7-MAY-2012 08:53
R:\Utilities\RDY_Ut\Proj\B-4091\UT_UCtsh.dgn
\$\$\$\$\$USERNAME\$\$\$\$\$





STATE OF NORTH CAROLINA DIVISION OF HIGHWAYS

UTILITIES PLAN SHEET SYMBOLS






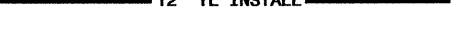


PROPOSED WATER SYMBOLS








Water Line (Sized as Shown)	
11¼ Degree Bend	
22½ Degree Bend	
45 Degree Bend	
90 Degree Bend	
Plug	
Tee	
Cross	
Reducer	
Gate Valve	
Butterfly Valve	
Tapping Valve	
Line Stop	
Line Stop with Bypass	
Blow Off	
Fire Hydrant	
Relocate Fire Hydrant	
Remove Fire Hydrant	
Water Meter	
Relocate Water Meter	
Remove Water Meter	
Water Pump Station	
RPZ Backflow Preventer	
DCV Backflow Preventer	
Relocate RPZ Backflow Preventer	
Relocate DCV Backflow Preventer	

PROPOSED SEWER SYMBOLS

Gravity Sewer Line (Sized as Shown)	
Force Main Sewer Line (Sized as Shown)	
Manhole (Sized per Note)	
Sewer Pump Station	





















PROPOSED MISCELLANEOUS UTILITIES SYMBOLS




















Power Pole	
Telephone Pole	
Joint Use Pole	
Telephone Pedestal	
Utility Line by Others (Type as Shown)	
Trenchless Installation	
Encasement by Open Cut	
Encasement	

Thrust Block	
Air Release Valve	
Utility Vault	
Concrete Pier	
Steel Pier	
Plan Note	
Pay Item Note	

NOTE
PAY ITEM

EXISTING UTILITIES SYMBOLS

Power Pole	
Telephone Pole	
Joint Use Pole	
Utility Pole	
Utility Pole with Base	
H-Frame Pole	
Power Transmission Line Tower	
Water Manhole	
Power Manhole	
Telephone Manhole	
Sanitary Sewer Manhole	
Hand Hole for Cable	
Power Transformer	
Telephone Pedestal	
CATV Pedestal	
Gas Valve	
Gas Meter	
Located Miscellaneous Utility Object	
Abandoned According to Utility Records	
End of Information	

*Underground Power Line	
*Underground Telephone Cable	
*Underground Telephone Conduit	
*Underground Fiber Optics Telephone Cable	
*Underground TV Cable	
*Underground Fiber Optics TV Cable	
*Underground Gas Pipeline	
Aboveground Gas Pipeline	
*Underground Water Line	
Aboveground Water Line	
*Underground Gravity Sanitary Sewer Line	
Aboveground Gravity Sanitary Sewer Line	
*Underground SS Forced Main Line	
Underground Unknown Utility Line	
SUE Test Hole	
Water Meter	
Water Valve	
Fire Hydrant	
Sanitary Sewer Cleanout	

*For Existing Utilities
 Utility Line Drawn from Record (Type as Shown)
 Designated Utility Line (Type as Shown)

UTILITY CONSTRUCTION

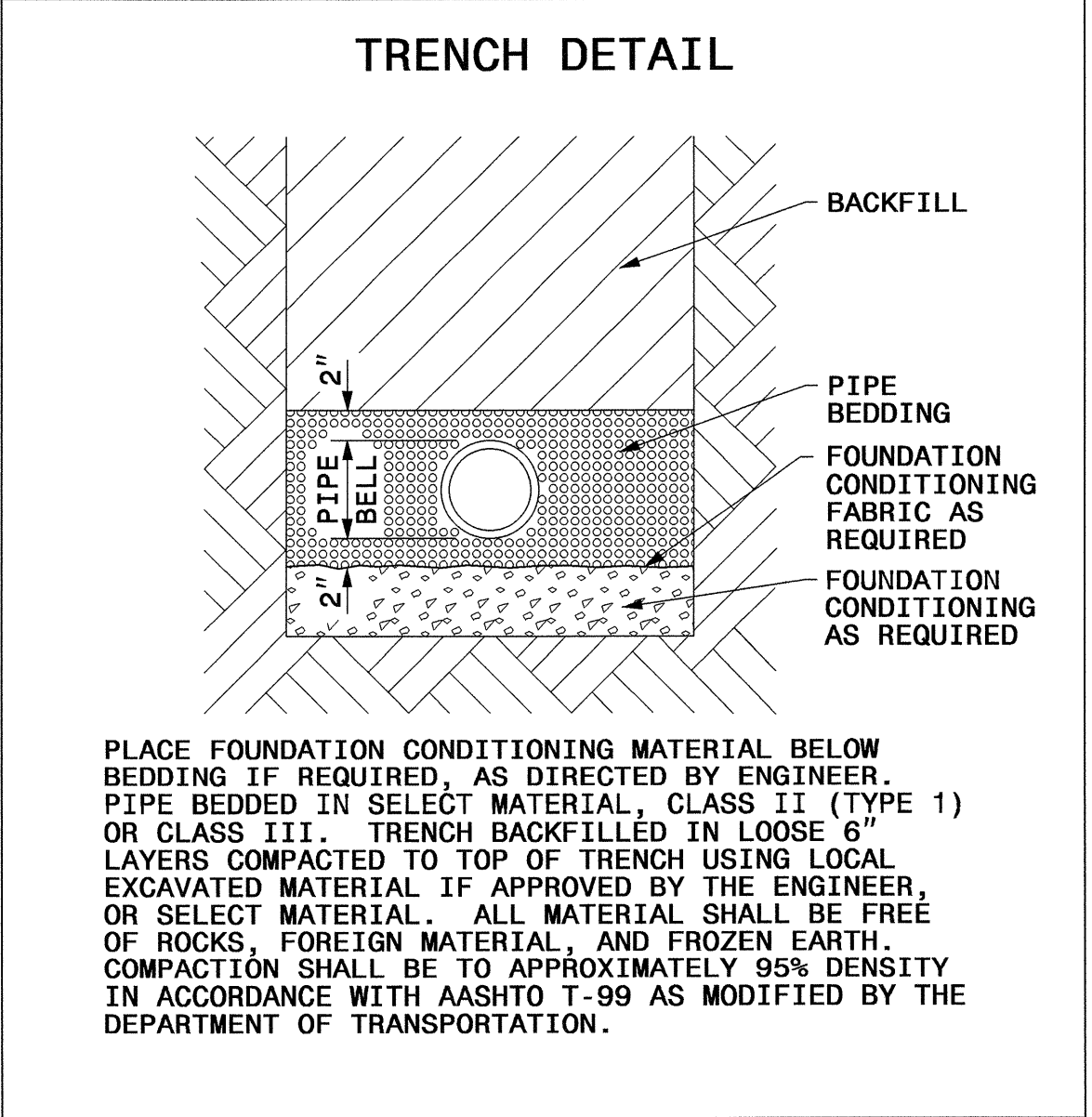
GENERAL NOTES:

1. THE PROPOSED UTILITY CONSTRUCTION SHALL MEET THE APPLICABLE REQUIREMENTS OF THE NC DEPARTMENT OF TRANSPORTATION'S "STANDARD SPECIFICATIONS FOR ROADS AND STRUCTURES" DATED JANUARY 2012.
2. THE EXISTING UTILITIES BELONG TO PUBLIC WORKS COMMISSION OF FAYETTEVILLE .
3. ALL WATER LINES TO BE INSTALLED WITHIN COMPLIANCE OF THE RULES AND REGULATIONS OF THE NORTH CAROLINA DEPARTMENT OF ENVIRONMENTAL AND NATURAL RESOURCES, DIVISION OF ENVIRONMENTAL HEALTH. ALL SEWER LINES TO BE INSTALLED WITHIN COMPLIANCE OF THE RULES AND REGULATIONS OF THE NORTH CAROLINA DEPARTMENT OF ENVIRONMENT AND NATURAL RESOURCES, DIVISION OF WATER QUALITY. PERFORM ALL WORK IN ACCORDANCE WITH THE APPLICABLE PLUMBING CODES.
4. THE UTILITY OWNER OWNS THE EXISTING UTILITY FACILITIES AND WILL OWN THE NEW UTILITY FACILITIES AFTER ACCEPTANCE BY THE DEPARTMENT. THE DEPARTMENT OWNS THE CONSTRUCTION CONTRACT AND HAS ADMINISTRATIVE AUTHORITY. COMMUNICATIONS AND DECISIONS BETWEEN THE CONTRACTOR AND UTILITY OWNER ARE NOT BINDING UPON THE DEPARTMENT OR THIS CONTRACT UNLESS AUTHORIZED BY THE ENGINEER. AGREEMENTS BETWEEN THE UTILITY OWNER AND CONTRACTOR FOR THE WORK THAT IS NOT PART OF THIS CONTRACT OR IS SECONDARY TO THIS CONTRACT ARE ALLOWED, BUT ARE NOT BINDING UPON THE DEPARTMENT.
5. PROVIDE ACCESS FOR THE DEPARTMENT PERSONNEL AND THE OWNER'S REPRESENTATIVES TO ALL PHASES OF CONSTRUCTION. NOTIFY DEPARTMENT PERSONNEL AND THE UTILITY OWNER TWO WEEKS PRIOR TO COMMENCEMENT OF ANY WORK AND ONE WEEK PRIOR TO SERVICE INTERRUPTION. KEEP UTILITY OWNERS' REPRESENTATIVES INFORMED OF WORK PROGRESS AND PROVIDE OPPORTUNITY FOR INSPECTION OF CONSTRUCTION AND TESTING.

6. THE PLANS DEPICT THE BEST AVAILABLE INFORMATION FOR THE LOCATION, SIZE, AND TYPE OF MATERIAL FOR ALL EXISTING UTILITIES. MAKE INVESTIGATIONS FOR DETERMINING THE EXACT LOCATION, SIZE, AND TYPE MATERIAL OF THE EXISTING FACILITIES AS NECESSARY FOR THE CONSTRUCTION OF THE PROPOSED UTILITIES AND FOR AVOIDING DAMAGE TO EXISTING FACILITIES. REPAIR ANY DAMAGE INCURRED TO EXISTING FACILITIES TO THE ORIGINAL OR BETTER CONDITION AT NO ADDITIONAL COST TO THE DEPARTMENT.
7. MAKE FINAL CONNECTIONS OF THE NEW WORK TO THE EXISTING SYSTEM WHERE INDICATED ON THE PLANS, AS REQUIRED TO FIT THE ACTUAL CONDITIONS, OR AS DIRECTED.
8. MAKE CONNECTIONS BETWEEN EXISTING AND PROPOSED UTILITIES AT TIMES MOST CONVENIENT TO THE PUBLIC, WITHOUT ENDANGERING THE UTILITY SERVICE, AND IN ACCORDANCE WITH THE UTILITY OWNER'S REQUIREMENTS. MAKE CONNECTIONS ON WEEKENDS, AT NIGHT, AND ON HOLIDAYS IF NECESSARY.
9. ALL UTILITY MATERIALS SHALL BE APPROVED PRIOR TO DELIVERY TO THE PROJECT. SEE 1500-7, " SUBMITTALS AND RECORDS" IN SECTION 1500 OF THE STANDARD SPECIFICATIONS.

LIST OF STANDARD DRAWINGS

1515.01 WATER METER



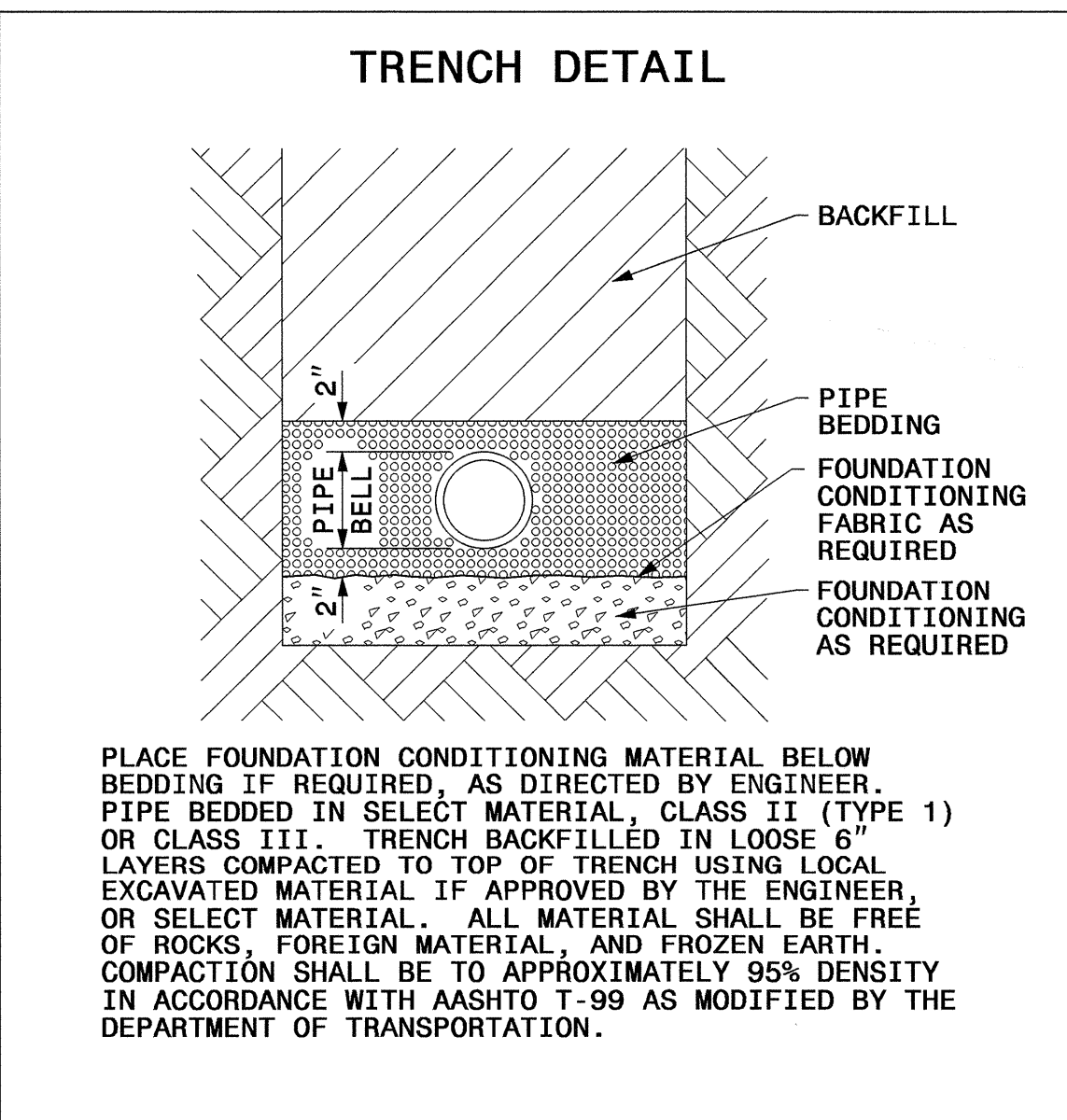
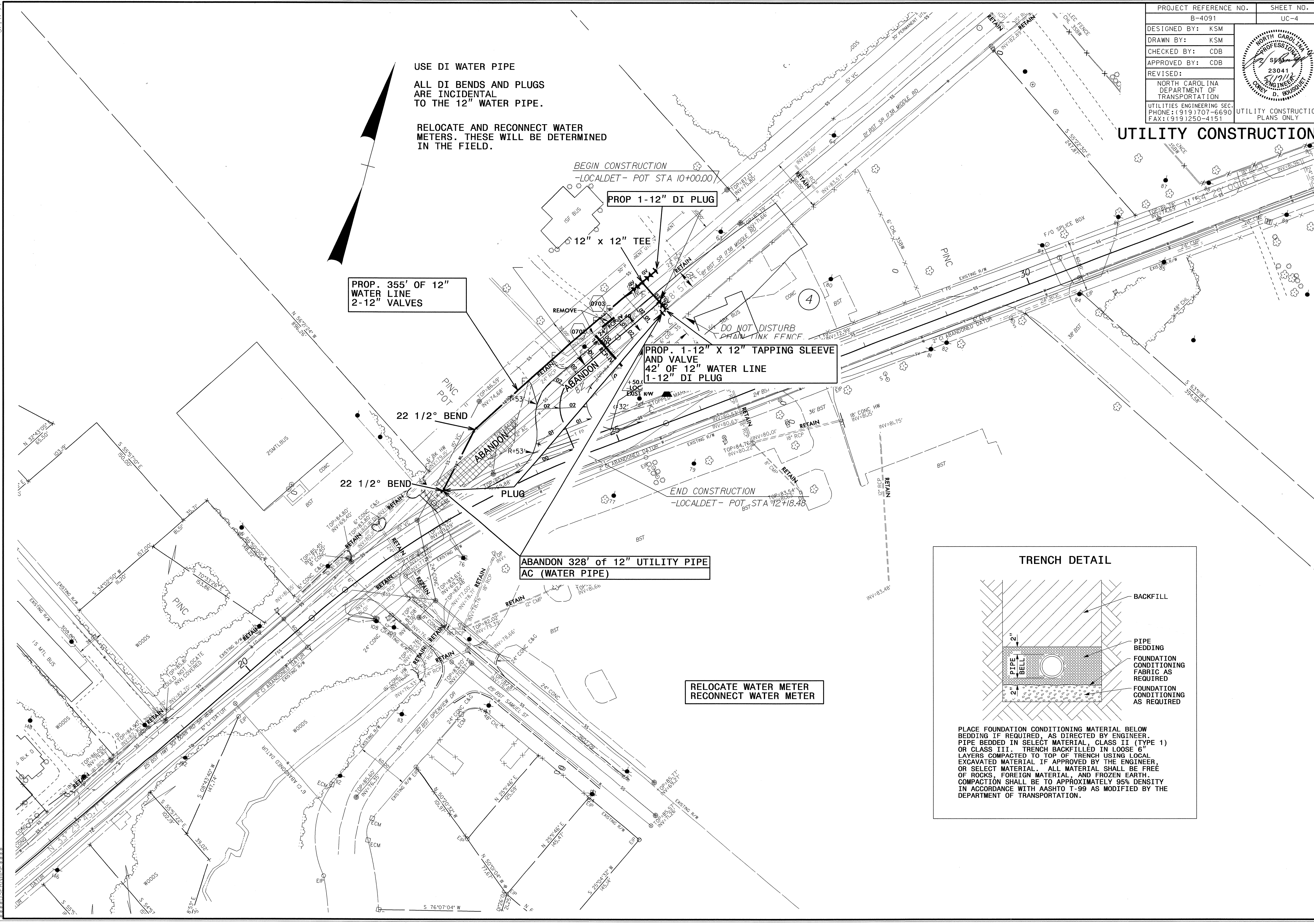
PROJECT REFERENCE NO.	B-4091	SHEET NO.	UC-3
DESIGNED BY:	KSM		
DRAWN BY:	KSM		
CHECKED BY:	CDB		
APPROVED BY:	CDB		
REVISED:			
NORTH CAROLINA DEPARTMENT OF TRANSPORTATION		UTILITY CONSTRUCTION PLANS ONLY	
UTILITIES ENGINEERING SEC. PHONE: (919) 707-6690 FAX: (919) 250-4151			

UTILITY CONSTRUCTION

PROJECT REFERENCE NO.	SHEET NO.
B-4091	UC-4
DESIGNED BY: KSM	
DRAWN BY: KSM	
CHECKED BY: CDB	
APPROVED BY: CDB	
REVISED:	
NORTH CAROLINA DEPARTMENT OF TRANSPORTATION	
UTILITIES ENGINEERING SEC. PHONE: (919) 707-6690 FAX: (919) 250-4151	
UTILITY CONSTRUCTION PLANS ONLY	

UTILITY CONSTRUCTION

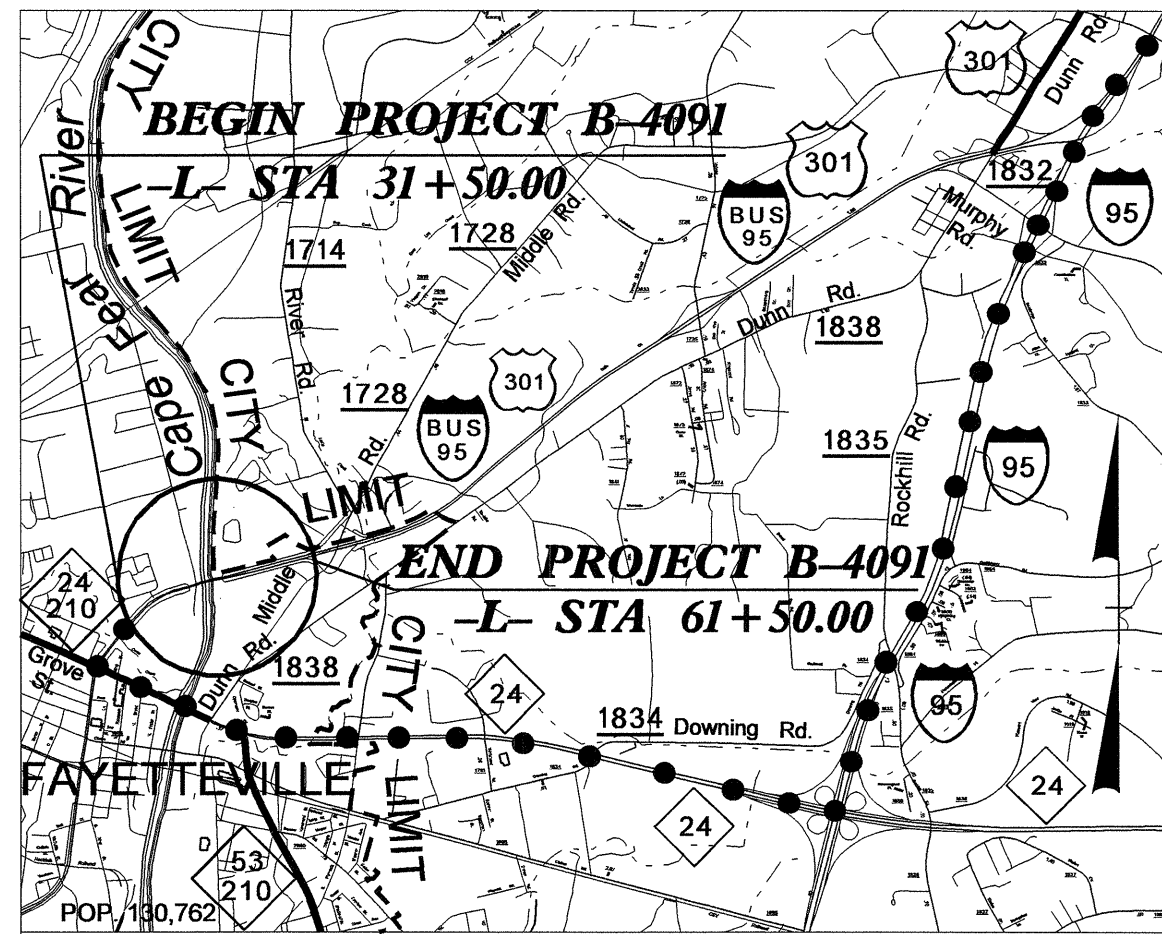
USE DI WATER PIPE
 ALL DI BENDS AND PLUGS
 ARE INCIDENTAL
 TO THE 12" WATER PIPE.
 RELOCATE AND RECONNECT WATER
 METERS. THESE WILL BE DETERMINED
 IN THE FIELD.



5/14/99
 16-MAY-2012 15:57
 R:\Utilities\Projects\84011\RDY07_UC\psh02.dgn

09/08/99

TIP PROJECT: B-4091



VICINITY MAP

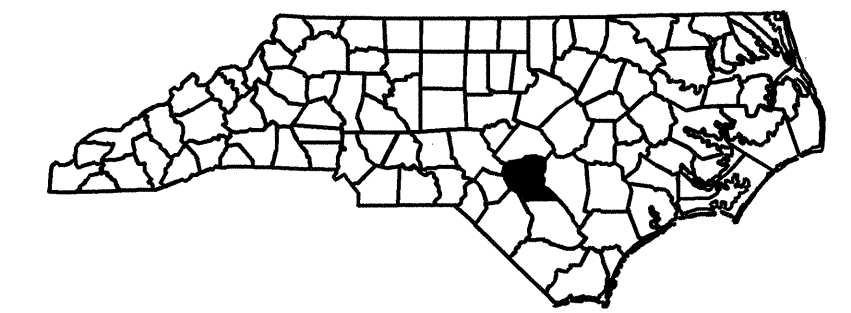
OFF-SITE DETOUR

STATE OF NORTH CAROLINA
DIVISION OF HIGHWAYS

UTILITIES BY OTHERS PLANS
CUMBERLAND COUNTY

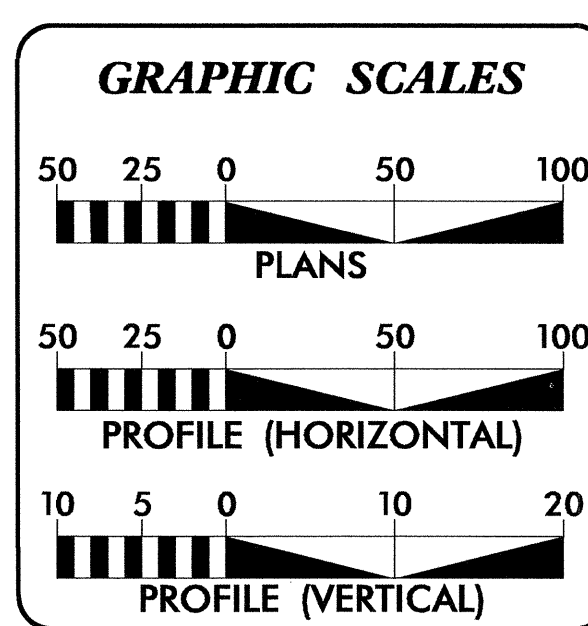

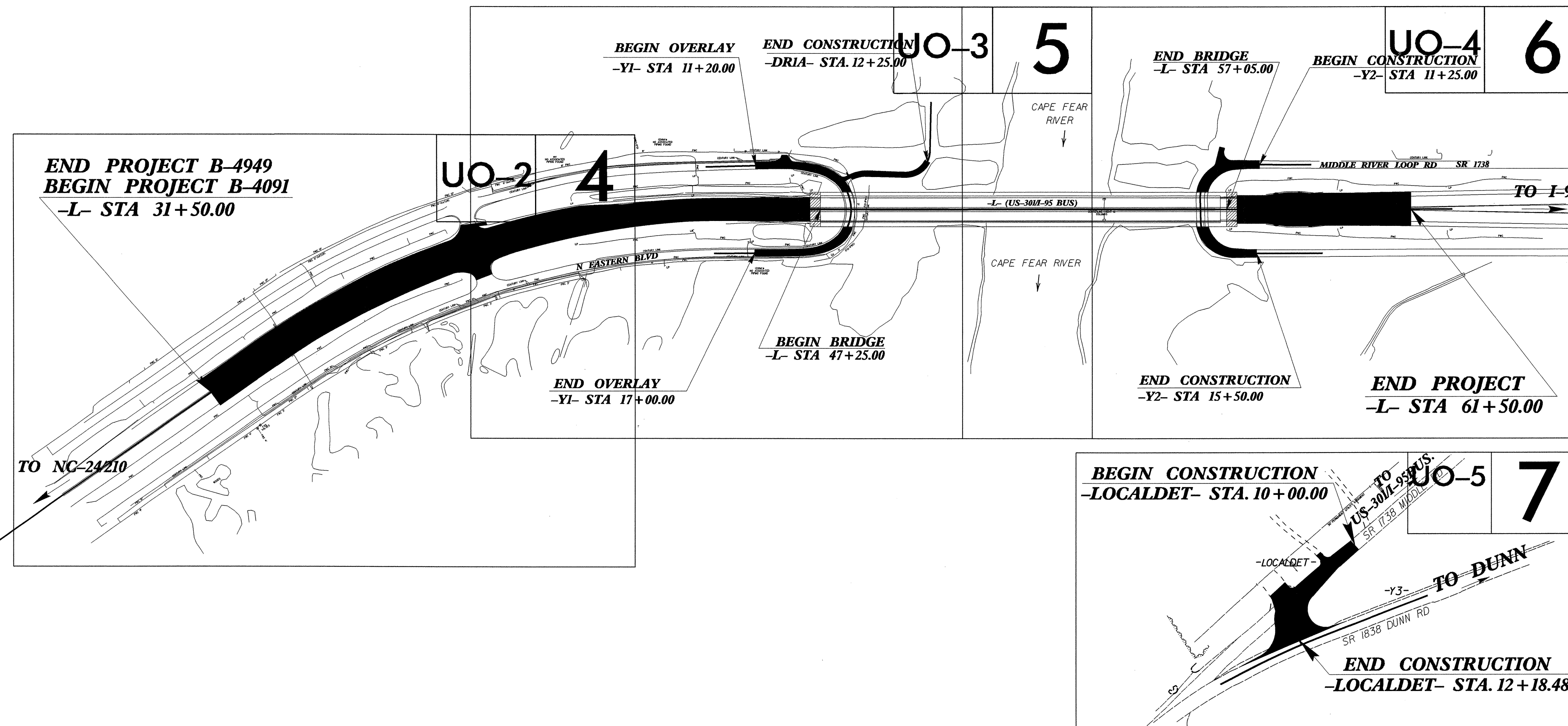
LOCATION: BRIDGE 85 OVER THE CAPE FEAR RIVER
I-95 BUS LOOP & US 301

TYPE OF WORK: REMOVAL AND REPLACEMENT OF MULTIUSE POLES




T.I.P. NO.	SHEET NO.
B-4091	UO-1

NEU
UTILITY RELOCATION PLANS



INDEX OF SHEETS	
SHEET NO.	DESCRIPTION
UO-1	TITLE SHEET
UO-2 THRU UO-5	UTILITY BY OTHERS PLAN SHEETS

UTILITY OWNERS ON PROJECT
(1) PUBLIC WORKS COMMISSION OF FAYETTEVILLE POWER
(2) CENTURYLINK TELEPHONE

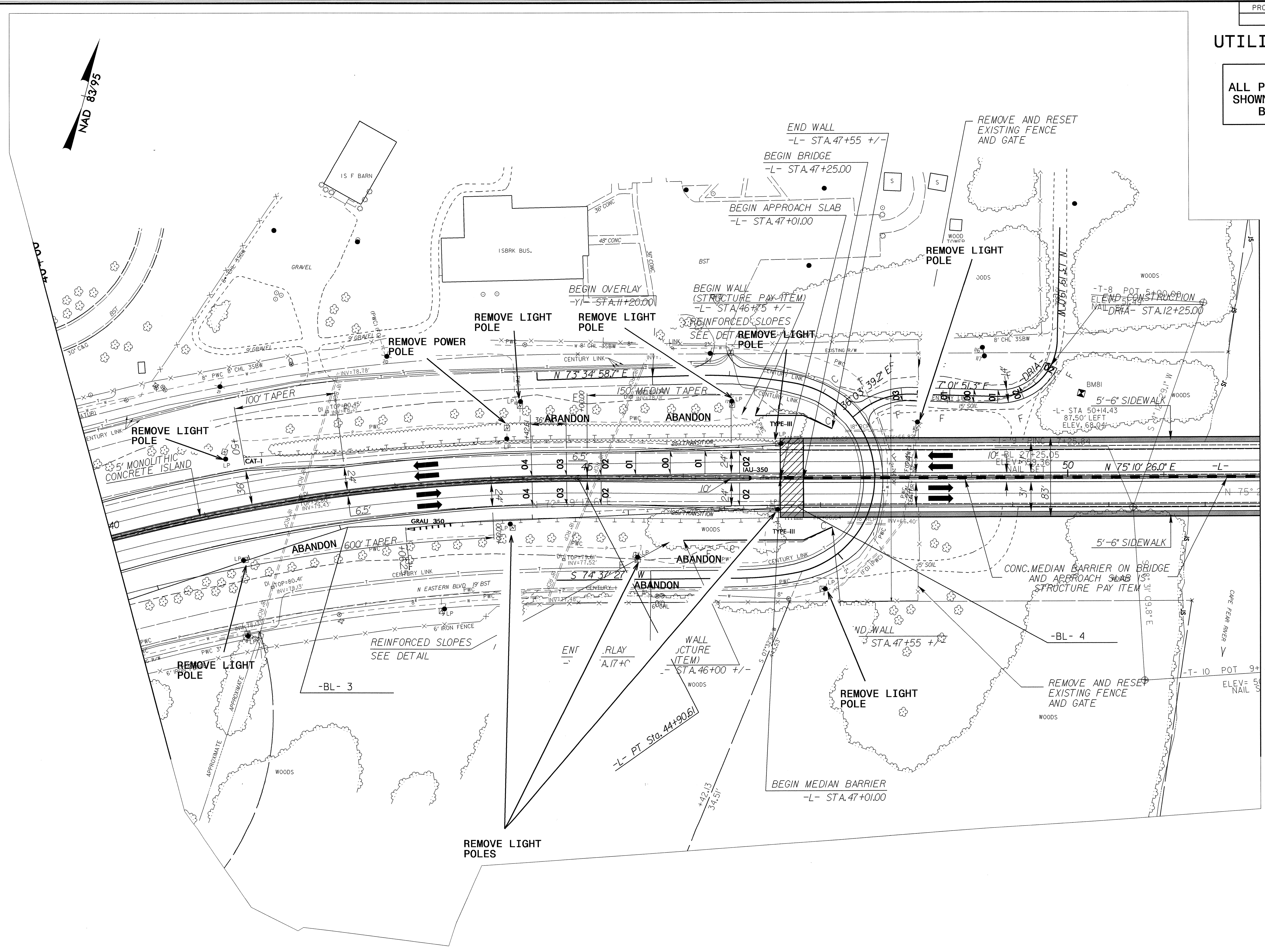
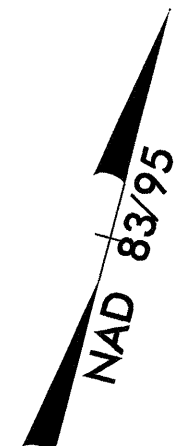

 PREPARED IN THE OFFICE OF:
**DIVISION OF HIGHWAYS
 UTILITIES ENGINEERING
 SECTION**
 1591 MAIL SERVICES CENTER
 RALEIGH, NC 27699-1591
 PHONE (919) 707-6690
 FAX (919) 250-4151

Roger Worthington, P.E. UTILITIES SECTION ENGINEER
Corey Bousquet P.E. UTILITIES SQUAD LEADER PROJECT ENGINEER
Kelvin Martin UTILITIES PROJECT DESIGNER

19-JUN-2012 12:49
 R:\Utilities\RDY_UF\Proj\B-4091_UF_U01sh.dgn
 \$\$\$USERNAME\$\$\$

UTILITIES BY OTHERS

NOTE:
ALL PROPOSED UTILITY WORK
SHOWN ON THIS SHEET WILL
BE DONE BY OTHERS



5/14/99

01-MAY-2012 10:31
 R:\u0011\proj\11\B-4091_FDY05_U0psh03.dgn
 \$\$\$\$ UNRELEASABLE \$\$\$

