


**T.I.P.: R-2719AA**

**CONTRACT: C202961**

**STATE OF NORTH CAROLINA  
DEPARTMENT OF TRANSPORTATION**

**PAVEMENT MARKING PLAN  
LENOIR COUNTY**

TIP NO. <b>R-2719AA</b>	SHEET NO. <b>PMP-1A</b>
APPROVED: _____	
DATE: _____	
SEAL	
	

**INDEX**

SHEET NO.	DESCRIPTION
PMP-1A	PAVEMENT MARKING PLAN COVER SHEET
PMP-1B	PAVEMENT MARKING SCHEDULE
PMP-1-18	PAVEMENT MARKING DETAIL

**ROADWAY STANDARD DRAWING**

THE FOLLOWING ROADWAY STANDARDS AS APPEAR IN "ROADWAY STANDARD DRAWINGS" - PROJECT SERVICES UNIT - N.C. DEPARTMENT OF TRANSPORTATION - RALEIGH, N.C., DATED JANUARY 2012 ARE APPLICABLE TO THIS PROJECT AND BY REFERENCE HEREBY ARE CONSIDERED A PART OF THESE PLANS:

STD. NO.	TITLE
1205.01	PAVEMENT MARKINGS - LINE TYPES & OFFSETS
1205.02	PAVEMENT MARKINGS - 2 LANE & MULTILANE ROADWAYS
1205.03	PAVEMENT MARKINGS - INTERCHANGES
1205.04	PAVEMENT MARKINGS - INTERSECTIONS
1205.05	PAVEMENT MARKINGS - TURN LANES
1205.06	PAVEMENT MARKINGS - THRU LANE DROPS
1205.07	PAVEMENT MARKINGS - PEDESTRIAN CROSSWALKS
1205.08	PAVEMENT MARKINGS - SYMBOLS & WORDS
1205.12	PAVEMENT MARKINGS - BRIDGES
1205.13	PAVEMENT MARKINGS - LANE REDUCTIONS
1250.01	RAISED PAVEMENT MARKERS - INSTALLATION SPACING
1251.01	RAISED PAVEMENT MARKERS (PERMANENT & TEMPORARY)
1261.01	GUARDRAIL & BARRIER DELINEATORS - INSTALLATION AND SPACING
1261.02	GUARDRAIL & BARRIER DELINEATORS - TYPES AND MOUNTING
1262.01	GUARDRAIL END DELINEATION
1264.01	OBJECT MARKERS - TYPES
1264.02	OBJECT MARKERS - INSTALLATION
1267.01	FLEXIBLE DELINEATORS - INSTALLATION
1267.02	FLEXIBLE DELINEATORS - SPACING TABLES
1267.03	FLEXIBLE DELINEATORS - INTERCHANGE PLACEMENT

**GENERAL NOTES**

THE FOLLOWING GENERAL NOTES APPLY AT ALL TIMES FOR THE DURATION OF THE CONSTRUCTION PROJECT, EXCEPT WHEN OTHERWISE NOTED IN THE PLAN, OR DIRECTED BY THE ENGINEER.

A) INSTALL PAVEMENT MARKINGS AND PAVEMENT MARKERS ON THE FINAL SURFACE

AS FOLLOWS:

ROAD NAME	MARKING	MARKER
FELIX HARVEY PKWY, US 70	THERMOPLASTIC	RAISED PERMANENT
OLD US 70, BANK SCHOOL RD (Y10), BANK SCHOOL RD (Y10), LANDMARK DRIVE CONNECTOR (Y8), LANDMARK DRIVE (Y9)	PAINT	RAISED PERMANENT
FELIX HARVEY PARKWAY BRIDGES US 70 BRIDGES	TYPE III COLD APPLIED PLASTIC TYPE III COLD APPLIED PLASTIC	RAISED PERMANENT RAISED PERMANENT

B) PLACE TWO APPLICATIONS OF PAINT PAVEMENT MARKINGS ON THE FINAL WEARING SURFACE. PLACE THE SECOND APPLICATION OF PAINT UPON SUFFICIENT DRYING

TIME OF THE FIRST.

C) TIE PROPOSED PAVEMENT MARKING LINES TO EXISTING PAVEMENT MARKING LINES.

D) REMOVE/REPLACE ANY CONFLICTING/DAMAGED PAVEMENT MARKINGS AND MARKERS.

E) STOP BAR LOCATION AT NON-SIGNALIZED INTERSECTIONS MAY BE ADJUSTED AS DIRECTED BY THE ENGINEER.

F) REMOVE ALL RESIDUE AND SURFACE LAITANCE BY ACCEPTABLE METHODS ON THE CONCRETE SURFACES PRIOR TO PLACING TYPE III COLD APPLIED PLASTIC PAVEMENT MARKING MATERIAL.


G) ON ASPHALT SURFACES, USE HEATED-IN-PLACE THERMOPLASTIC OR EXTRUDED THERMOPLASTIC FOR STOP BARS, SYMBOLS, CHARACTERS AND DIAGONALS.

H) MARKERS SHALL BE INSTALLED ACCORDING TO THE NCDOT ROADWAY STANDARD

DRAWING 1250.01.

**PLAN REVIEWED BY: N.C.D.O.T. SIGNING AND DELINEATION UNIT**

<u>AYMAN ALQUDWAY, P.E.</u>	SIGNING & DELINEATION REGIONAL ENGINEER
<u>MITCH EATON</u>	SIGNING & DELINEATION PROJECT DESIGN ENGINEER



**PLAN PREPARED BY: URS CORPORATION**

<u>J.A. KOONTZ, P.E.</u>	PROJECT ENGINEER
<u>L.H. McARTHUR</u>	DESIGN TECHNICIAN

Prepared by  
**URS**  
URS Corporation - North Carolina  
1600 Perimeter Park Drive Suite 400  
Morrisville, North Carolina 27560  
TELEPHONE: (919) 461-1100 FAX: (919) 461-1415  
NC LICENSE # C-2243

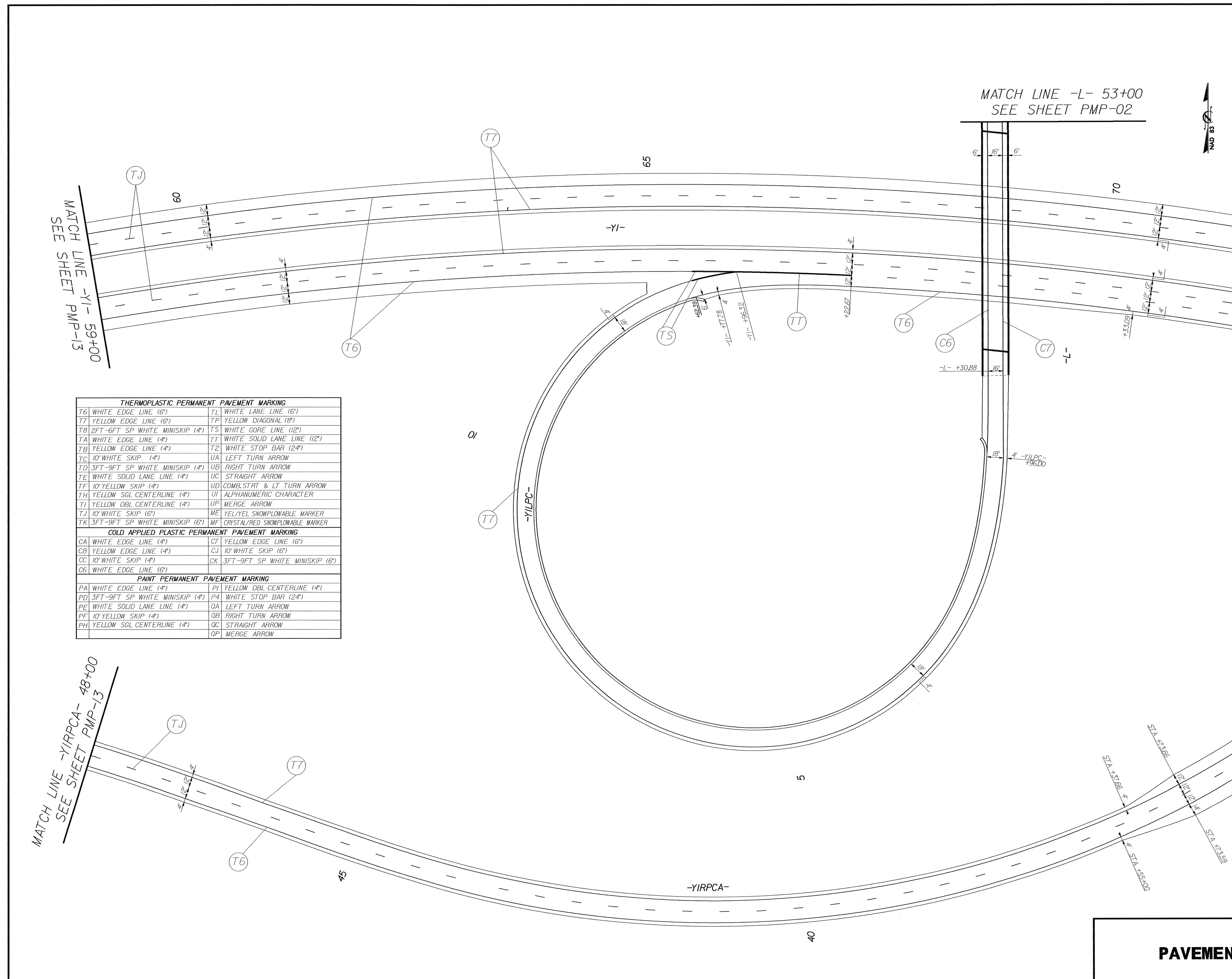
TIP NO.	SHEET NO.
R-2719AA	PMP-1B
APPROVED: _____	
DATE: _____	
SEAL	

## FINAL PAVEMENT MARKING SCHEDULE

SYMBOL	DESCRIPTION	PAY ITEM	TOTAL QUANTITY	
		QUANTITY BREAKDOWN		
<u>PAVEMENT MARKING LINES</u>				
TA	WHITE EDGELINE	THERMOPLASTIC (4", 90 MIL)	16,987	LF
TB	YELLOW EDGELINE			
TC	10 FT. WHITE SKIP	THERMOPLASTIC (4", 120 MIL)	4,743	LF
TD	3 FT.-9 FT./SP WHITE MINISKIP			
TE	WHITE SOLID LANE LINE			
T8	2 FT.-6 FT./SP WHITE MINISKIP			
T6	WHITE EDGELINE	THERMOPLASTIC (6", 90 MIL)	125,559	LF
T7	YELLOW EDGELINE			
TJ	10 FT. WHITE SKIP	THERMOPLASTIC (6", 120 MIL)	24,548	LF
TK	3 FT.-9 FT./SP WHITE MINISKIP			
TL	WHITE SOLID LANE LINE			
TS	WHITE GORELINE	THERMOPLASTIC (12", 90 MIL)	4,519	LF
TL	WHITE SOLID LANE LINE	THERMOPLASTIC (12", 120 MIL)	291	LF
T2	WHITE STOPBAR	THERMOPLASTIC (24", 120 MIL)	57	LF
PA	WHITE EDGELINE	PAINT (4")	21,700	LF
PD	3 FT.-9 FT./SP WHITE MINISKIP			
PE	WHITE SOLID LANE LINE			
PF	10 FT. YELLOW SKIP			
PH	YELLOW SINGLE CENTER			
PI	YELLOW DOUBLE CENTER			
P4	WHITE STOPBAR			
CA	WHITE EDGELINE	COLD APPLIE PLASTIC (4") TYPE 3 PERMANENT WET REFLECTIVE	295	LF
CB	YELLOW EDGELINE			
CC	10 FT. WHITE SKIP			
C6	WHITE EDGELINE	COLD APPLIE PLASTIC (6") TYPE 3 PERMANENT WET REFLECTIVE	5,132	LF
C7	YELLOW EDGELINE			
CJ	10 FT. WHITE SKIP			
CK	3 FT.-9 FT./SP WHITE MINISKIP			
<u>PAVEMENT MARKING SYMBOLS</u>				
UA	LEFT TURN ARROW	THERMOPLASTIC (90 MIL)	56	EA
UB	RIGHT TURN ARROW			
UC	STRAIGHT ARROW			
UD	COMBO. STRAIGHT & LEFT TURN ARROW			
UP	MERGE ARROW			
UI	ALPHANUMERIC CHARACTER	THERMOPLASTIC (120 MIL)	8	EA
QA	LEFT TURN ARROW	PAINT	15	EA
QB	RIGHT TURN ARROW			
QC	STRAIGHT ARROW			
QP	MERGE ARROW			

**PAVEMENT MARKING  
SCHEDULE**

TIP NO.	SHEET NO.
R-2719AA	PMP-01
APPROVED: _____	
DATE: _____	
SEAL	

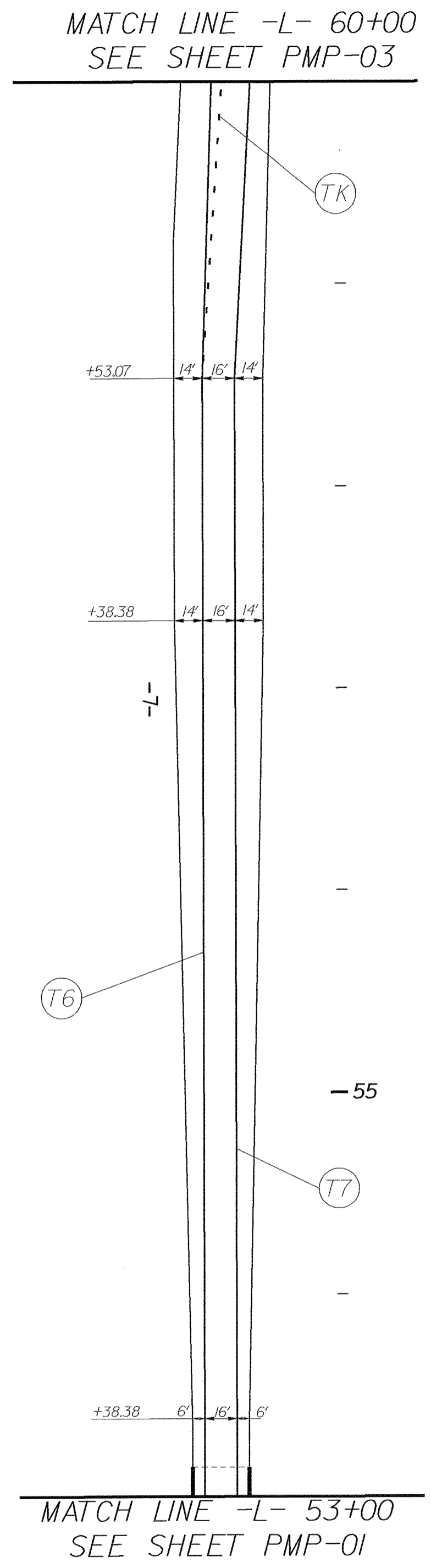
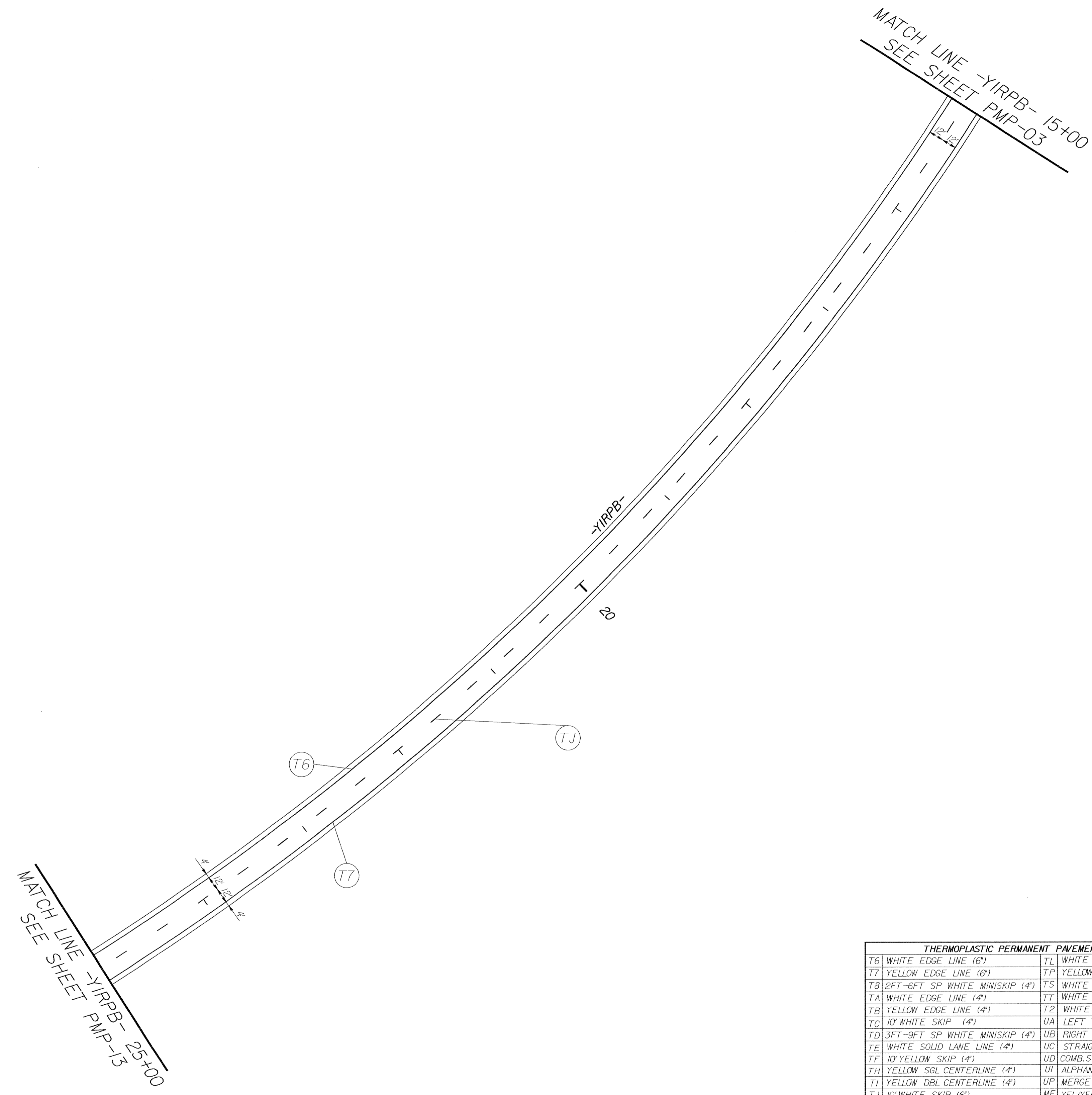


THERMOPLASTIC PERMANENT PAVEMENT MARKING			
T6	WHITE EDGE LINE (6")	TL	WHITE LANE LINE (6")
T7	YELLOW EDGE LINE (6")	TP	YELLOW DIAGONAL (8")
T8	2FT-6FT SP WHITE MINISKIP (4")	TS	WHITE GORE LINE (12")
T9	WHITE EDGE LINE (4")	TT	WHITE SOLID LANE LINE (12")
T10	YELLOW EDGE LINE (4")	T2	WHITE STOP BAR (24")
T11	10' WHITE SKIP (4")	UA	LEFT TURN ARROW
T12	3FT-9FT SP WHITE MINISKIP (4")	UB	RIGHT TURN ARROW
T13	WHITE SOLID LANE LINE (4")	UC	STRAIGHT ARROW
T14	10' YELLOW SKIP (4")	UD	COMB. STRT & LT TURN ARROW
T15	YELLOW SGL CENTERLINE (4")	UI	ALPHANUMERIC CHARACTER
T16	YELLOW DBL CENTERLINE (4")	UP	MERGE ARROW
T17	10' WHITE SKIP (6")	ME	YEL/YEL SNOWPLOWABLE MARKER
T18	3FT-9FT SP WHITE MINISKIP (6")	MF	CRYSTAL/RED SNOWPLOWABLE MARKER
COLD APPLIED PLASTIC PERMANENT PAVEMENT MARKING			
CA	WHITE EDGE LINE (4")	CT	YELLOW EDGE LINE (6")
CB	YELLOW EDGE LINE (4")	CJ	10' WHITE SKIP (6")
CC	10' WHITE SKIP (4")	CK	3FT-9FT SP WHITE MINISKIP (6")
CG	WHITE EDGE LINE (6")		
PAINT PERMANENT PAVEMENT MARKING			
PA	WHITE EDGE LINE (4")	PI	YELLOW DBL CENTERLINE (4")
PD	3FT-9FT SP WHITE MINISKIP (4")	P4	WHITE STOP BAR (24")
PE	WHITE SOLID LANE LINE (4")	QA	LEFT TURN ARROW
PF	10' YELLOW SKIP (4")	QB	RIGHT TURN ARROW
PH	YELLOW SGL CENTERLINE (4")	QC	STRAIGHT ARROW
		QP	MERGE ARROW

**PAVEMENT MARKING**



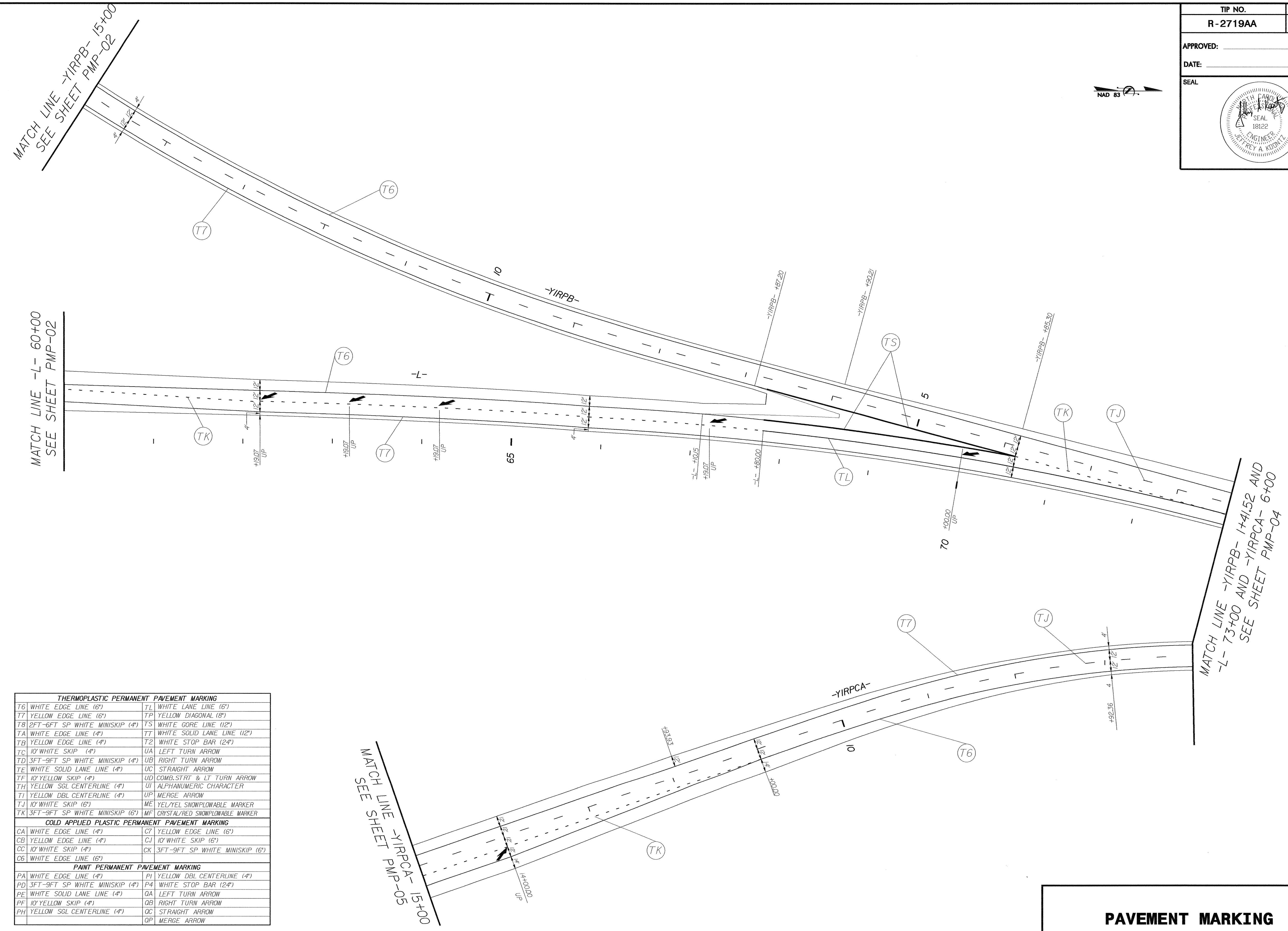

TIP NO.	SHEET NO.
R-2719AA	PMP-02
APPROVED: _____	
DATE: _____	
SEAL	



THERMOPLASTIC PERMANENT PAVEMENT MARKING			
T6	WHITE EDGE LINE (6')	TL	WHITE LANE LINE (6')
T7	YELLOW EDGE LINE (6')	TP	YELLOW DIAGONAL (8')
T8	2FT-6FT SP WHITE MINISKIP (4')	TS	WHITE GORE LINE (12')
TA	WHITE EDGE LINE (4')	TT	WHITE SOLID LANE LINE (12')
TB	YELLOW EDGE LINE (4')	T2	WHITE STOP BAR (24')
TC	10' WHITE SKIP (4')	UA	LEFT TURN ARROW
TD	3FT-9FT SP WHITE MINISKIP (4')	UB	RIGHT TURN ARROW
TE	WHITE SOLID LANE LINE (4')	UC	STRAIGHT ARROW
TF	10' YELLOW SKIP (4')	UD	COMB. STRT & LT TURN ARROW
TH	YELLOW SGL CENTERLINE (4')	UI	ALPHANUMERIC CHARACTER
TI	YELLOW DBL CENTERLINE (4')	UP	MERGE ARROW
TJ	10' WHITE SKIP (6')	WE	YEL/YEL SNOWPLOWABLE MARKER
TK	3FT-9FT SP WHITE MINISKIP (6')	WF	CRYSTAL/RED SNOWPLOWABLE MARKER
COLD APPLIED PLASTIC PERMANENT PAVEMENT MARKING			
CA	WHITE EDGE LINE (4')	C7	YELLOW EDGE LINE (6')
CB	YELLOW EDGE LINE (4')	CJ	10' WHITE SKIP (6')
CC	10' WHITE SKIP (4')	CK	3FT-9FT SP WHITE MINISKIP (6')
CG	WHITE EDGE LINE (6')		
PAINT PERMANENT PAVEMENT MARKING			
PA	WHITE EDGE LINE (4')	PI	YELLOW DBL CENTERLINE (4')
PD	3FT-9FT SP WHITE MINISKIP (4')	P4	WHITE STOP BAR (24')
PE	WHITE SOLID LANE LINE (4')	OA	LEFT TURN ARROW
PF	10' YELLOW SKIP (4')	OB	RIGHT TURN ARROW
PH	YELLOW SGL CENTERLINE (4')	OC	STRAIGHT ARROW
		OP	MERGE ARROW


**PAVEMENT MARKING**

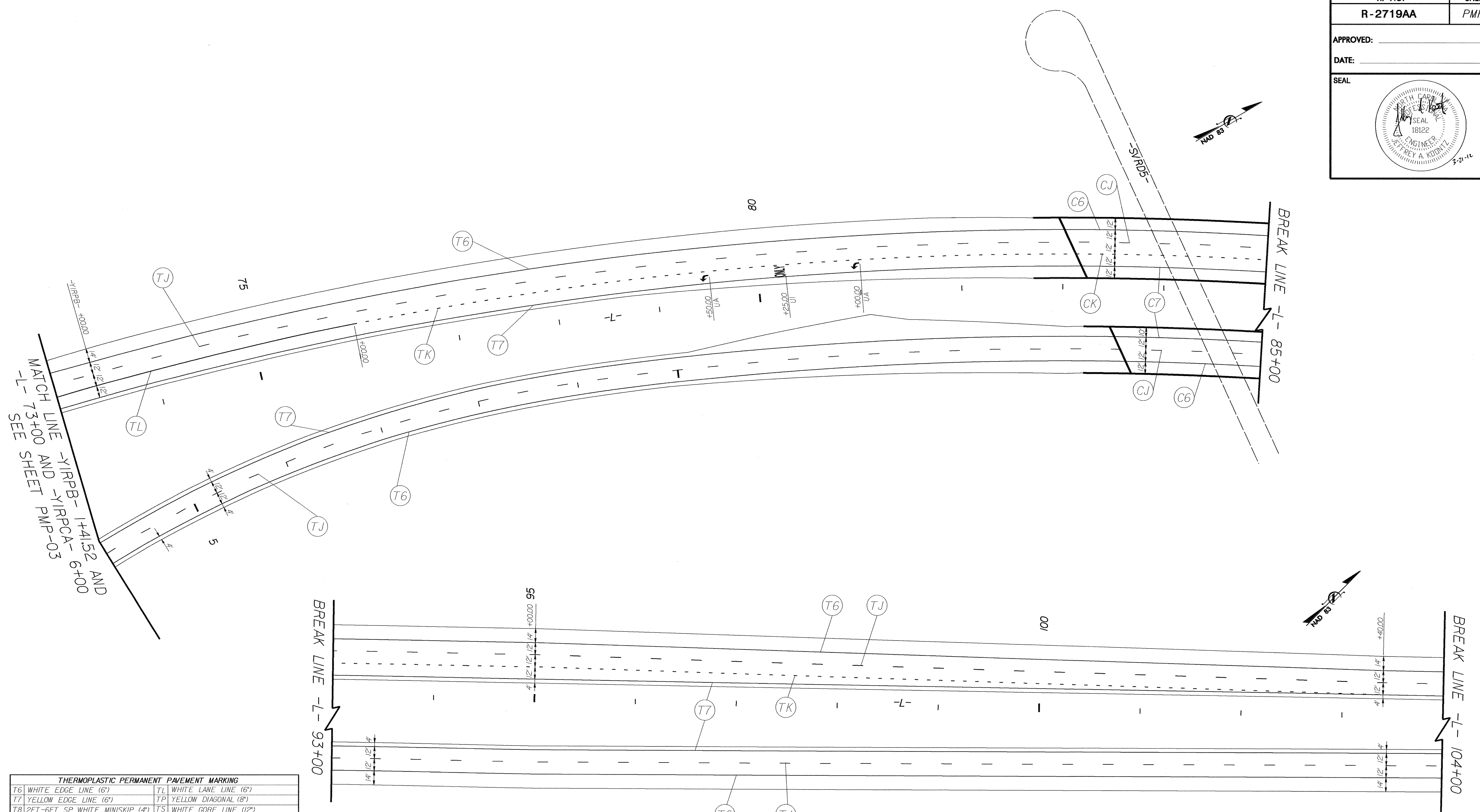
TIP NO.	SHEET NO.
R-2719AA	PMP-03
APPROVED: _____	
DATE: _____	
SEAL	



THERMOPLASTIC PERMANENT PAVEMENT MARKING			
T6	WHITE EDGE LINE (6")	TL	WHITE LANE LINE (6")
T7	YELLOW EDGE LINE (6")	TP	YELLOW DIAGONAL (8")
T8	2FT-6FT SP WHITE MINISKIP (4")	TS	WHITE GORE LINE (12")
TA	WHITE EDGE LINE (4")	TT	WHITE SOLID LANE LINE (12")
TB	YELLOW EDGE LINE (4")	T2	WHITE STOP BAR (24")
TC	10' WHITE SKIP (4")	UA	LEFT TURN ARROW
TD	3FT-9FT SP WHITE MINISKIP (4")	UB	RIGHT TURN ARROW
TE	WHITE SOLID LANE LINE (4")	UC	STRAIGHT ARROW
TF	10' YELLOW SKIP (4")	UD	COMB. STRT & LT TURN ARROW
TH	YELLOW SGL CENTERLINE (4")	UI	ALPHANUMERIC CHARACTER
TI	YELLOW DBL CENTERLINE (4")	UP	MERGE ARROW
TJ	10' WHITE SKIP (6")	UE	YEL/YEL SNOWPLOWABLE MARKER
TK	3FT-9FT SP WHITE MINISKIP (6")	UF	CRYSTAL/RED SNOWPLOWABLE MARKER
COLD APPLIED PLASTIC PERMANENT PAVEMENT MARKING			
CA	WHITE EDGE LINE (4")	C7	YELLOW EDGE LINE (6")
CB	YELLOW EDGE LINE (4")	CJ	10' WHITE SKIP (6")
CC	10' WHITE SKIP (4")	CK	3FT-9FT SP WHITE MINISKIP (6")
C6	WHITE EDGE LINE (6")		
PAINT PERMANENT PAVEMENT MARKING			
PA	WHITE EDGE LINE (4")	PI	YELLOW DBL CENTERLINE (4")
PD	3FT-9FT SP WHITE MINISKIP (4")	P4	WHITE STOP BAR (24")
PE	WHITE SOLID LANE LINE (4")	OA	LEFT TURN ARROW
PF	10' YELLOW SKIP (4")	OB	RIGHT TURN ARROW
PH	YELLOW SGL CENTERLINE (4")	OC	STRAIGHT ARROW
		OP	MERGE ARROW

**PAVEMENT MARKING**

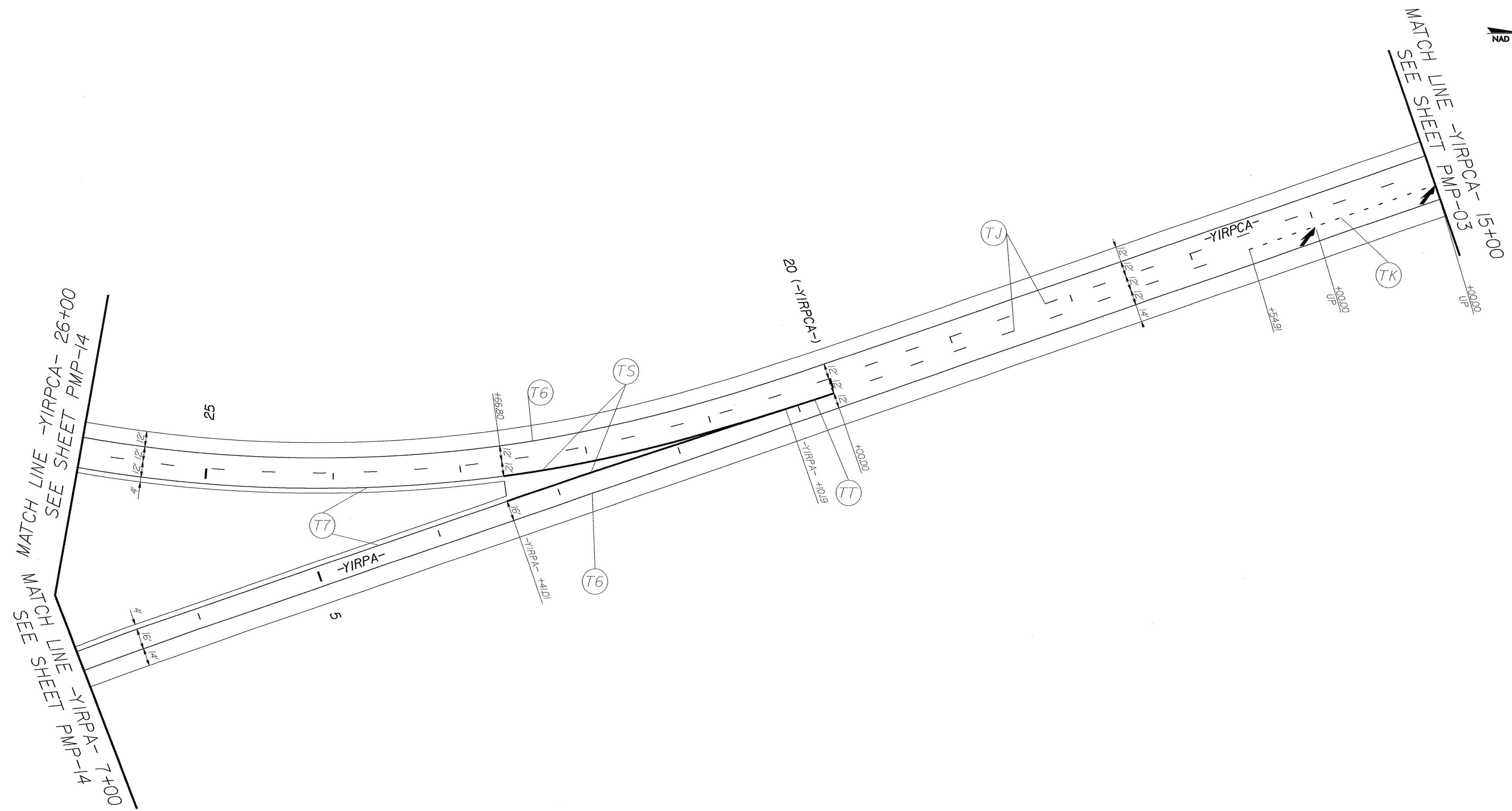

TIP NO.	SHEET NO.
R-2719AA	PMP-04
APPROVED: _____	
DATE: _____	
SEAL	
	



THERMOPLASTIC PERMANENT PAVEMENT MARKING			
T6	WHITE EDGE LINE (6")	TL	WHITE LANE LINE (6")
T7	YELLOW EDGE LINE (6")	TP	YELLOW DIAGONAL (8")
T8	2FT-6FT SP WHITE MINISKIP (4")	TS	WHITE GORE LINE (12")
TA	WHITE EDGE LINE (4")	TT	WHITE SOLID LANE LINE (12")
TB	YELLOW EDGE LINE (4")	T2	WHITE STOP BAR (24")
TC	10' WHITE SKIP (4")	UA	LEFT TURN ARROW
TD	3FT-9FT SP WHITE MINISKIP (4")	UB	RIGHT TURN ARROW
TE	WHITE SOLID LANE LINE (4")	UC	STRAIGHT ARROW
TF	10' YELLOW SKIP (4")	UD	COMB. STRT & LT TURN ARROW
TH	YELLOW SGL CENTERLINE (4")	UI	ALPHANUMERIC CHARACTER
TI	YELLOW DBL CENTERLINE (4")	UP	MERGE ARROW
TJ	10' WHITE SKIP (6")	ME	YEL/YEL SNOWPLOWABLE MARKER
TK	3FT-9FT SP WHITE MINISKIP (6")	MF	CRYSTAL/RED SNOWPLOWABLE MARKER
COLD APPLIED PLASTIC PERMANENT PAVEMENT MARKING			
CA	WHITE EDGE LINE (4")	C7	YELLOW EDGE LINE (6")
CB	YELLOW EDGE LINE (4")	CJ	10' WHITE SKIP (6")
CC	10' WHITE SKIP (4")	CK	3FT-9FT SP WHITE MINISKIP (6")
C6	WHITE EDGE LINE (6")		
PAINT PERMANENT PAVEMENT MARKING			
PA	WHITE EDGE LINE (4")	PI	YELLOW DBL CENTERLINE (4")
PD	3FT-9FT SP WHITE MINISKIP (4")	P4	WHITE STOP BAR (24")
PE	WHITE SOLID LANE LINE (4")	OA	LEFT TURN ARROW
PF	10' YELLOW SKIP (4")	OB	RIGHT TURN ARROW
PH	YELLOW SGL CENTERLINE (4")	OC	STRAIGHT ARROW
		QP	MERGE ARROW

**PAVEMENT MARKING**

TIP NO.	SHEET NO.
R-2719AA	PMP-05
APPROVED: _____	
DATE: _____	
SEAL	

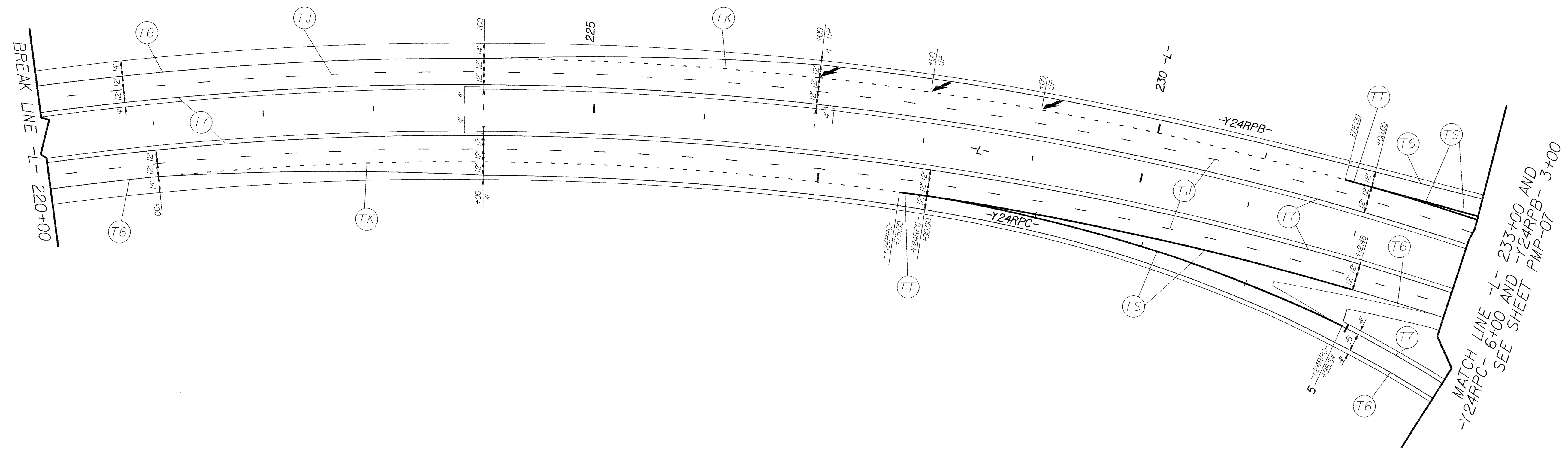
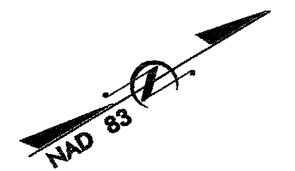


THERMOPLASTIC PERMANENT PAVEMENT MARKING			
T6	WHITE EDGE LINE (6')	T1	WHITE LANE LINE (6')
T7	YELLOW EDGE LINE (6')	T2	YELLOW DIAGONAL (8')
T8	2FT-6FT SP WHITE MINISKIP (4')	T3	WHITE CORE LINE (12')
T9	WHITE EDGE LINE (4')	T4	WHITE SOLID LANE LINE (12')
T10	YELLOW EDGE LINE (4')	T5	WHITE STOP BAR (24')
T11	10' WHITE SKIP (4')	T6	LEFT TURN ARROW
T12	3FT-9FT SP WHITE MINISKIP (4')	T7	RIGHT TURN ARROW
T13	WHITE SOLID LANE LINE (4')	T8	STRAIGHT ARROW
T14	10' YELLOW SKIP (4')	T9	COMB. STRT & LT TURN ARROW
T15	YELLOW SGL CENTERLINE (4')	T10	ALPHANUMERIC CHARACTER
T16	YELLOW DBL CENTERLINE (4')	T11	MERGE ARROW
T17	10' WHITE SKIP (6')	T12	YEL/YEL SNOWPLOWABLE MARKER
T18	3FT-9FT SP WHITE MINISKIP (6')	T13	CRYSTAL/RED SNOWPLOWABLE MARKER
COLD APPLIED PLASTIC PERMANENT PAVEMENT MARKING			
CA	WHITE EDGE LINE (4')	C7	YELLOW EDGE LINE (6')
CB	YELLOW EDGE LINE (4')	C8	10' WHITE SKIP (6')
CC	10' WHITE SKIP (4')	C9	3FT-9FT SP WHITE MINISKIP (6')
CD	WHITE EDGE LINE (6')		
PAINT PERMANENT PAVEMENT MARKING			
PA	WHITE EDGE LINE (4')	P1	YELLOW DBL CENTERLINE (4')
PD	3FT-9FT SP WHITE MINISKIP (4')	P4	WHITE STOP BAR (24')
PE	WHITE SOLID LANE LINE (4')	QA	LEFT TURN ARROW
PF	10' YELLOW SKIP (4')	QB	RIGHT TURN ARROW
PH	YELLOW SGL CENTERLINE (4')	QC	STRAIGHT ARROW
		QP	MERGE ARROW

**PAVEMENT MARKING**




TIP NO.	SHEET NO.
R-2719AA	PMP-06
APPROVED: _____	
DATE: _____	
SEAL	

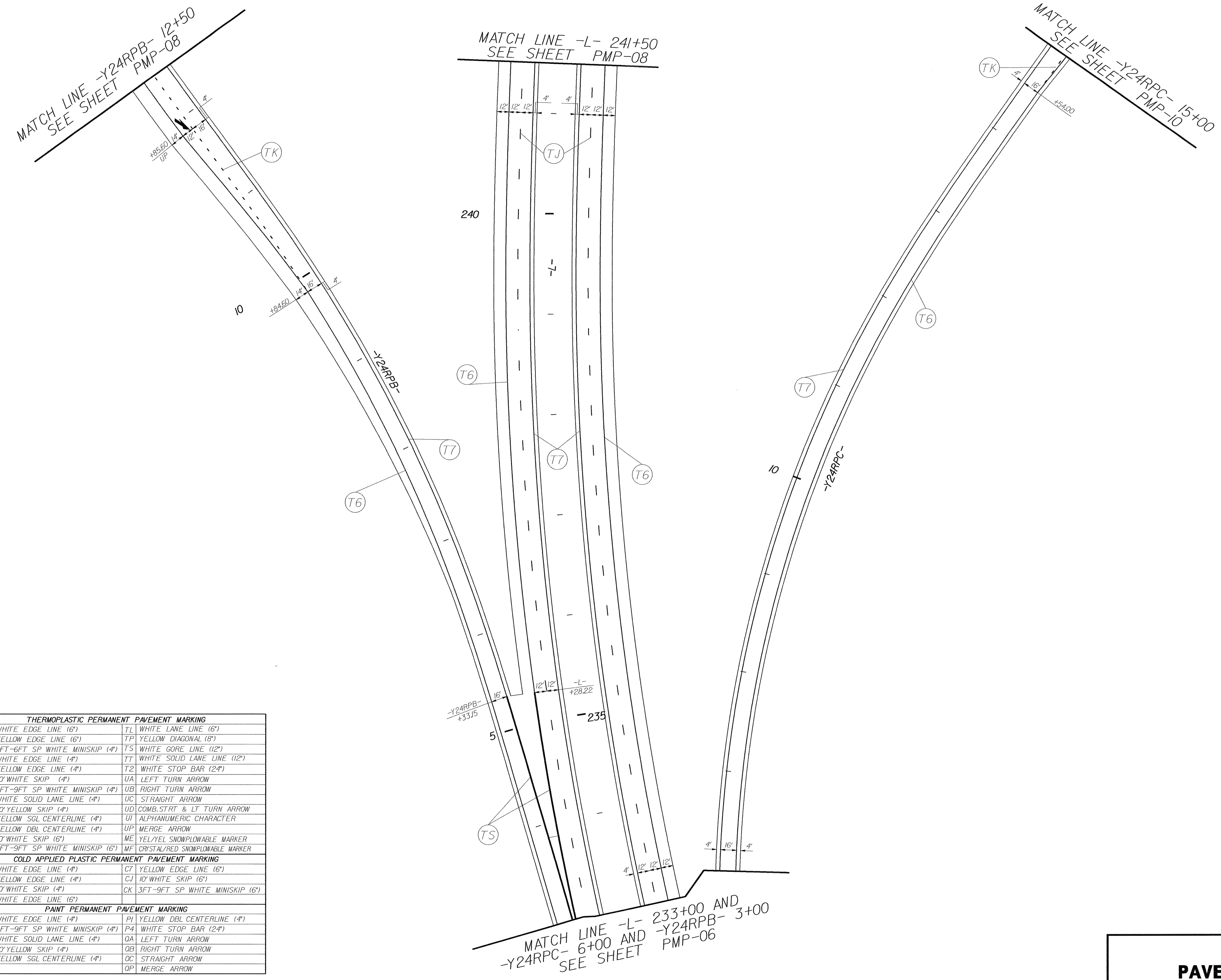


THERMOPLASTIC PERMANENT PAVEMENT MARKING			
T6	WHITE EDGE LINE (6")	TL	WHITE LANE LINE (6")
T7	YELLOW EDGE LINE (6")	TP	YELLOW DIAGONAL (8")
T8	2FT-6FT SP WHITE MINISKIP (4")	TS	WHITE GORE LINE (12")
TA	WHITE EDGE LINE (4")	TT	WHITE SOLID LANE LINE (12")
TB	YELLOW EDGE LINE (4")	T2	WHITE STOP BAR (24")
TC	10' WHITE SKIP (4")	UA	LEFT TURN ARROW
TD	3FT-9FT SP WHITE MINISKIP (4")	UB	RIGHT TURN ARROW
TE	WHITE SOLID LANE LINE (4")	UC	STRAIGHT ARROW
TF	10' YELLOW SKIP (4")	UD	COMB. STRT & LT TURN ARROW
TH	YELLOW SGL CENTERLINE (4")	UI	ALPHANUMERIC CHARACTER
TI	YELLOW DBL CENTERLINE (4")	UP	MERGE ARROW
TJ	10' WHITE SKIP (6")	ME	YELLOW SNOWPLOWABLE MARKER
TK	3FT-9FT SP WHITE MINISKIP (6")	MF	RED SNOWPLOWABLE MARKER
COLD APPLIED PLASTIC PERMANENT PAVEMENT MARKING			
CA	WHITE EDGE LINE (4")	C7	YELLOW EDGE LINE (6")
CB	YELLOW EDGE LINE (4")	CJ	10' WHITE SKIP (6")
CC	10' WHITE SKIP (4")	CK	3FT-9FT SP WHITE MINISKIP (6")
C6	WHITE EDGE LINE (6")		
PAINT PERMANENT PAVEMENT MARKING			
PA	WHITE EDGE LINE (4")	P1	YELLOW DBL CENTERLINE (4")
PD	3FT-9FT SP WHITE MINISKIP (4")	P4	WHITE STOP BAR (24")
PE	WHITE SOLID LANE LINE (4")	QA	LEFT TURN ARROW
PF	10' YELLOW SKIP (4")	QB	RIGHT TURN ARROW
PH	YELLOW SGL CENTERLINE (4")	QC	STRAIGHT ARROW
		QP	MERGE ARROW

**PAVEMENT MARKING**




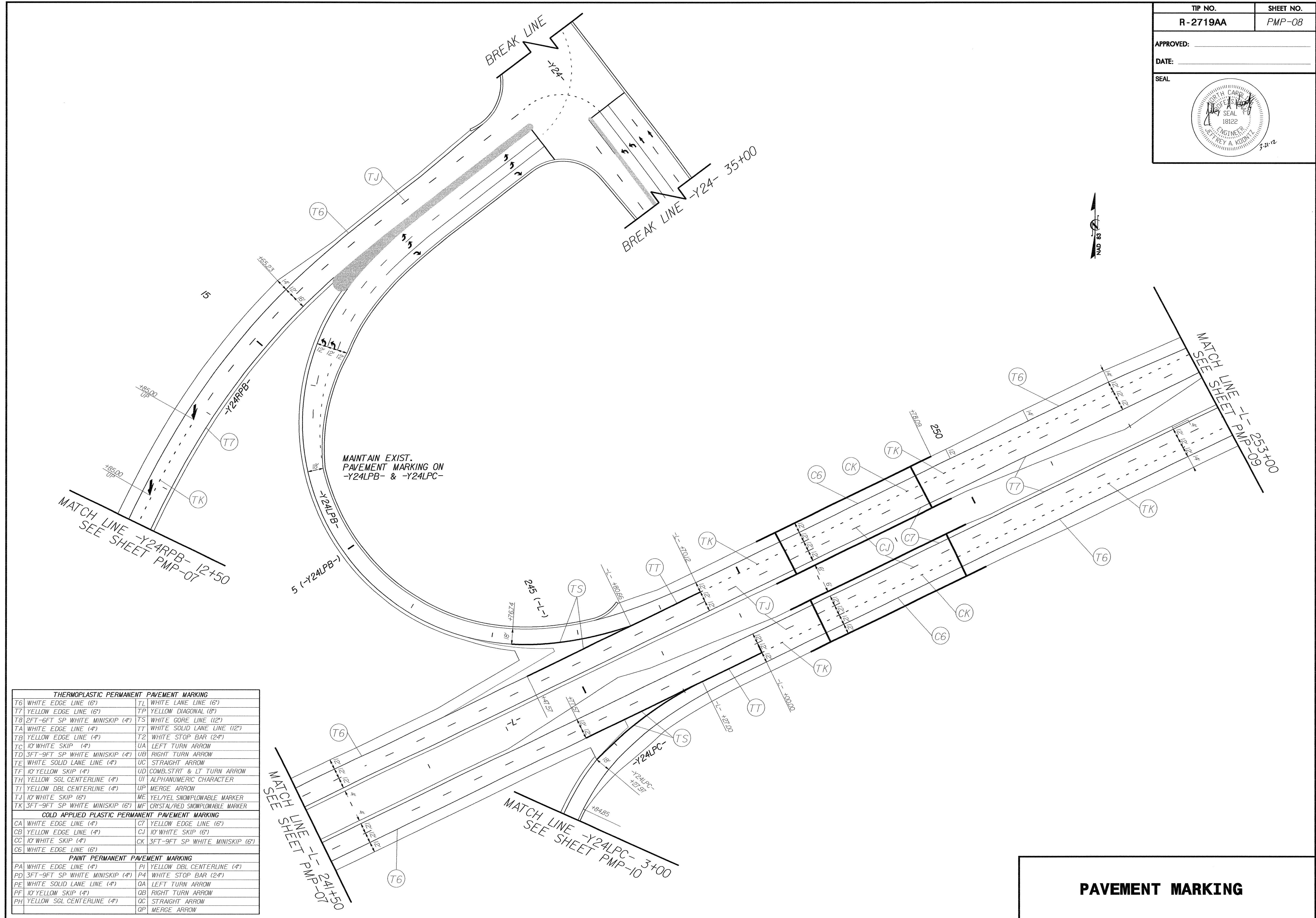
TIP NO.	SHEET NO.
R-2719AA	PMP-07
APPROVED:	_____
DATE:	_____
SEAL	



THERMOPLASTIC PERMANENT PAVEMENT MARKING			
T6	WHITE EDGE LINE (6")	TL	WHITE LANE LINE (6")
T7	YELLOW EDGE LINE (6")	TP	YELLOW DIAGONAL (6")
T8	2FT-6FT SP WHITE MINISKIP (4")	TS	WHITE GORE LINE (12")
TA	WHITE EDGE LINE (4")	TT	WHITE SOLID LANE LINE (12")
TB	YELLOW EDGE LINE (4")	T2	WHITE STOP BAR (24")
TC	10' WHITE SKIP (4")	UA	LEFT TURN ARROW
TD	3FT-9FT SP WHITE MINISKIP (4")	UB	RIGHT TURN ARROW
TE	WHITE SOLID LANE LINE (4")	UC	STRAIGHT ARROW
TF	10' YELLOW SKIP (4")	UD	COMB. STRT & LT TURN ARROW
TH	YELLOW SGL CENTERLINE (4")	UI	ALPHANUMERIC CHARACTER
TI	YELLOW DBL CENTERLINE (4")	UP	MERGE ARROW
TJ	10' WHITE SKIP (6")	ME	YEL/YEL SNOWPLOWABLE MARKER
TK	3FT-9FT SP WHITE MINISKIP (6")	MF	CRYSTAL/RED SNOWPLOWABLE MARKER
COLD APPLIED PLASTIC PERMANENT PAVEMENT MARKING			
CA	WHITE EDGE LINE (4")	CT	YELLOW EDGE LINE (6")
CB	YELLOW EDGE LINE (4")	CJ	10' WHITE SKIP (6")
CC	10' WHITE SKIP (4")	CK	3FT-9FT SP WHITE MINISKIP (6")
CG	WHITE EDGE LINE (6")		
PAINT PERMANENT PAVEMENT MARKING			
PA	WHITE EDGE LINE (4")	PI	YELLOW DBL CENTERLINE (4")
PD	3FT-9FT SP WHITE MINISKIP (4")	P4	WHITE STOP BAR (24")
PE	WHITE SOLID LANE LINE (4")	QA	LEFT TURN ARROW
PF	10' YELLOW SKIP (4")	QB	RIGHT TURN ARROW
PH	YELLOW SGL CENTERLINE (4")	QC	STRAIGHT ARROW
		QP	MERGE ARROW

**PAVEMENT MARKING**

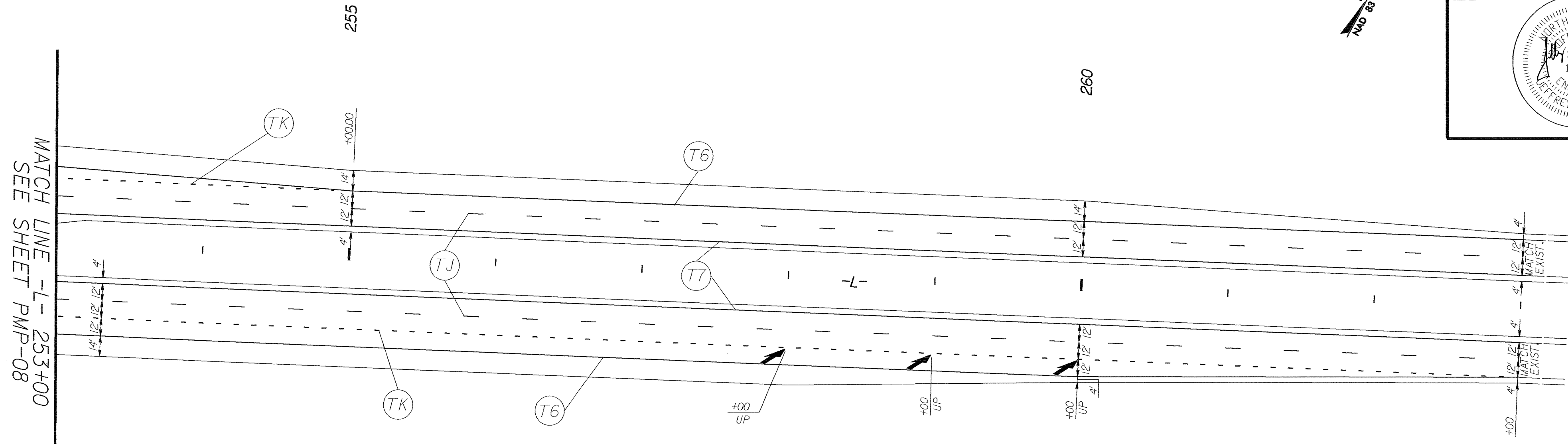
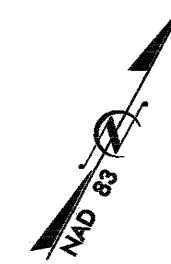
TIP NO.	SHEET NO.
R-2719AA	PMP-08
APPROVED: _____	
DATE: _____	
SEAL	
	



THERMOPLASTIC PERMANENT PAVEMENT MARKING			
T6	WHITE EDGE LINE (6")	TL	WHITE LANE LINE (6")
T7	YELLOW EDGE LINE (6")	TP	YELLOW DIAGONAL (8")
T8	2FT-6FT SP WHITE MINISKIP (4")	TS	WHITE GORE LINE (12")
TA	WHITE EDGE LINE (4")	TT	WHITE SOLID LANE LINE (12")
TB	YELLOW EDGE LINE (4")	T2	WHITE STOP BAR (24")
TC	10' WHITE SKIP (4")	UA	LEFT TURN ARROW
TD	3FT-9FT SP WHITE MINISKIP (4")	UB	RIGHT TURN ARROW
TE	WHITE SOLID LANE LINE (4")	UC	STRAIGHT ARROW
TF	10' YELLOW SKIP (4")	UD	COMB. STRT & LT TURN ARROW
TH	YELLOW SGL CENTERLINE (4")	UI	ALPHANUMERIC CHARACTER
TI	YELLOW DBL CENTERLINE (4")	UP	MERGE ARROW
TJ	10' WHITE SKIP (6")	ME	YEL/YEL SNOWPLOWABLE MARKER
TK	3FT-9FT SP WHITE MINISKIP (6")	MF	CRYSTAL/RED SNOWPLOWABLE MARKER
COLD APPLIED PLASTIC PERMANENT PAVEMENT MARKING			
CA	WHITE EDGE LINE (4")	C7	YELLOW EDGE LINE (6")
CB	YELLOW EDGE LINE (4")	CJ	10' WHITE SKIP (6")
CC	10' WHITE SKIP (4")	CK	3FT-9FT SP WHITE MINISKIP (6")
C6	WHITE EDGE LINE (6")		
PAINT PERMANENT PAVEMENT MARKING			
PA	WHITE EDGE LINE (4")	PI	YELLOW DBL CENTERLINE (4")
PD	3FT-9FT SP WHITE MINISKIP (4")	P4	WHITE STOP BAR (24")
PE	WHITE SOLID LANE LINE (4")	QA	LEFT TURN ARROW
PF	10' YELLOW SKIP (4")	QB	RIGHT TURN ARROW
PH	YELLOW SGL CENTERLINE (4")	QC	STRAIGHT ARROW
		QP	MERGE ARROW

**PAVEMENT MARKING**

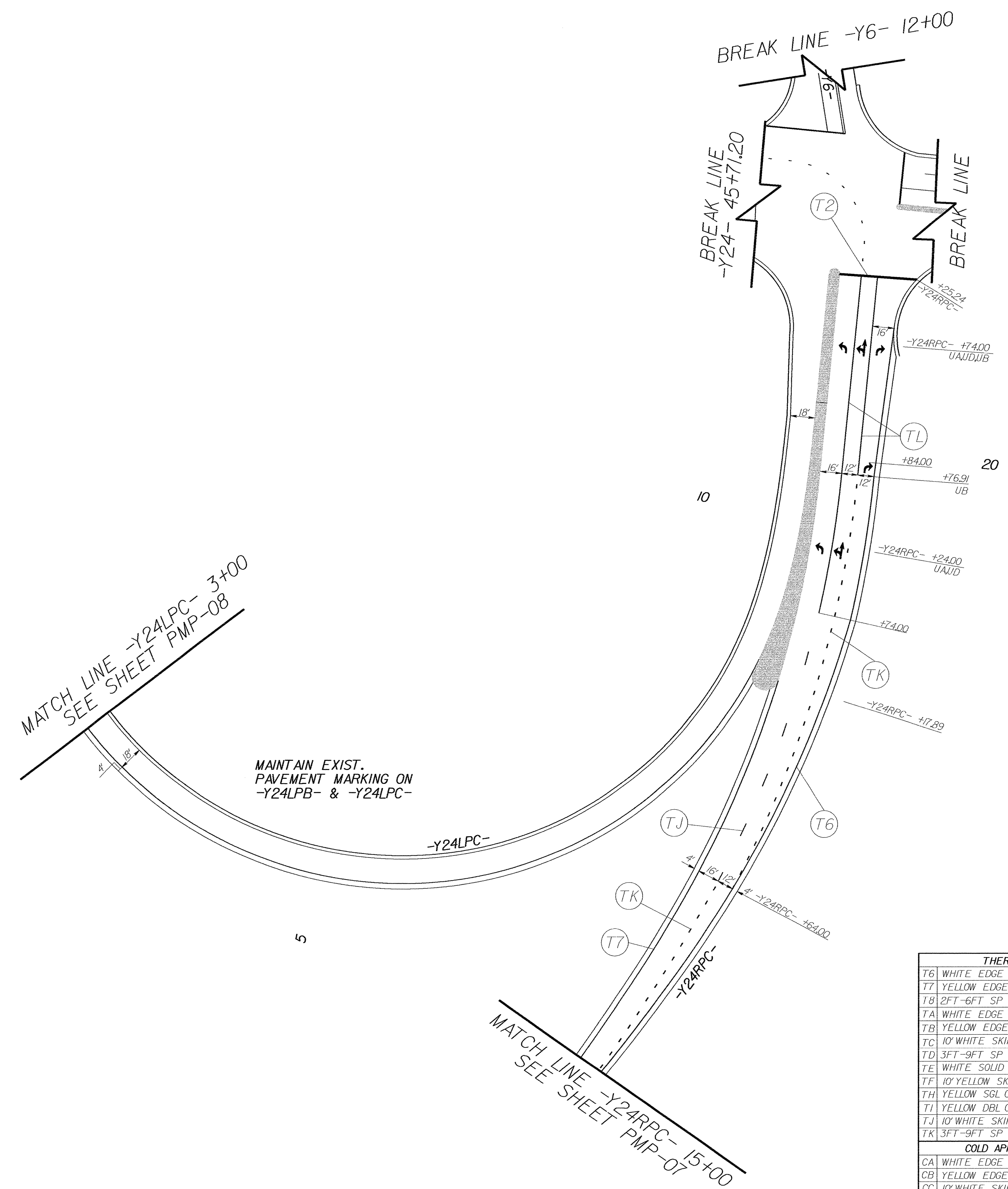

TIP NO.	SHEET NO.
R-2719AA	PMP-09
APPROVED: _____	
DATE: _____	
SEAL	



THERMOPLASTIC PERMANENT PAVEMENT MARKING			
T6	WHITE EDGE LINE (6')	TL	WHITE LANE LINE (6')
T7	YELLOW EDGE LINE (6')	TP	YELLOW DIAGONAL (8')
T8	2FT-6FT SP WHITE MINISKIP (4')	TS	WHITE GORE LINE (12')
TA	WHITE EDGE LINE (4')	TT	WHITE SOLID LANE LINE (12')
TB	YELLOW EDGE LINE (4')	T2	WHITE STOP BAR (2#)
TC	10' WHITE SKIP (4')	UA	LEFT TURN ARROW
TD	3FT-9FT SP WHITE MINISKIP (4')	UB	RIGHT TURN ARROW
TE	WHITE SOLID LANE LINE (4')	UC	STRAIGHT ARROW
TF	10' YELLOW SKIP (4')	UD	COMB. STRT & LT TURN ARROW
TH	YELLOW SGL CENTERLINE (4')	UI	ALPHANUMERIC CHARACTER
TJ	YELLOW DBL CENTERLINE (4')	UP	MERGE ARROW
TJ	10' WHITE SKIP (6')	ME	YEL/YEL SNOWPLOWABLE MARKER
TK	3FT-9FT SP WHITE MINISKIP (6')	MF	CRYSTAL/RED SNOWPLOWABLE MARKER
COLD APPLIED PLASTIC PERMANENT PAVEMENT MARKING			
CA	WHITE EDGE LINE (4')	C7	YELLOW EDGE LINE (6')
CB	YELLOW EDGE LINE (4')	CJ	10' WHITE SKIP (6')
CC	10' WHITE SKIP (4')	CK	3FT-9FT SP WHITE MINISKIP (6')
CG	WHITE EDGE LINE (6')		
PAINT PERMANENT PAVEMENT MARKING			
PA	WHITE EDGE LINE (4')	PI	YELLOW DBL CENTERLINE (4')
PD	3FT-9FT SP WHITE MINISKIP (4')	P4	WHITE STOP BAR (2#)
PE	WHITE SOLID LANE LINE (4')	QA	LEFT TURN ARROW
PF	10' YELLOW SKIP (4')	QB	RIGHT TURN ARROW
PH	YELLOW SGL CENTERLINE (4')	QC	STRAIGHT ARROW
		QP	MERGE ARROW

**PAVEMENT MARKING**

TIP NO.	SHEET NO.
R-2719AA	PMP-10
APPROVED: _____	
DATE: _____	
SEAL	


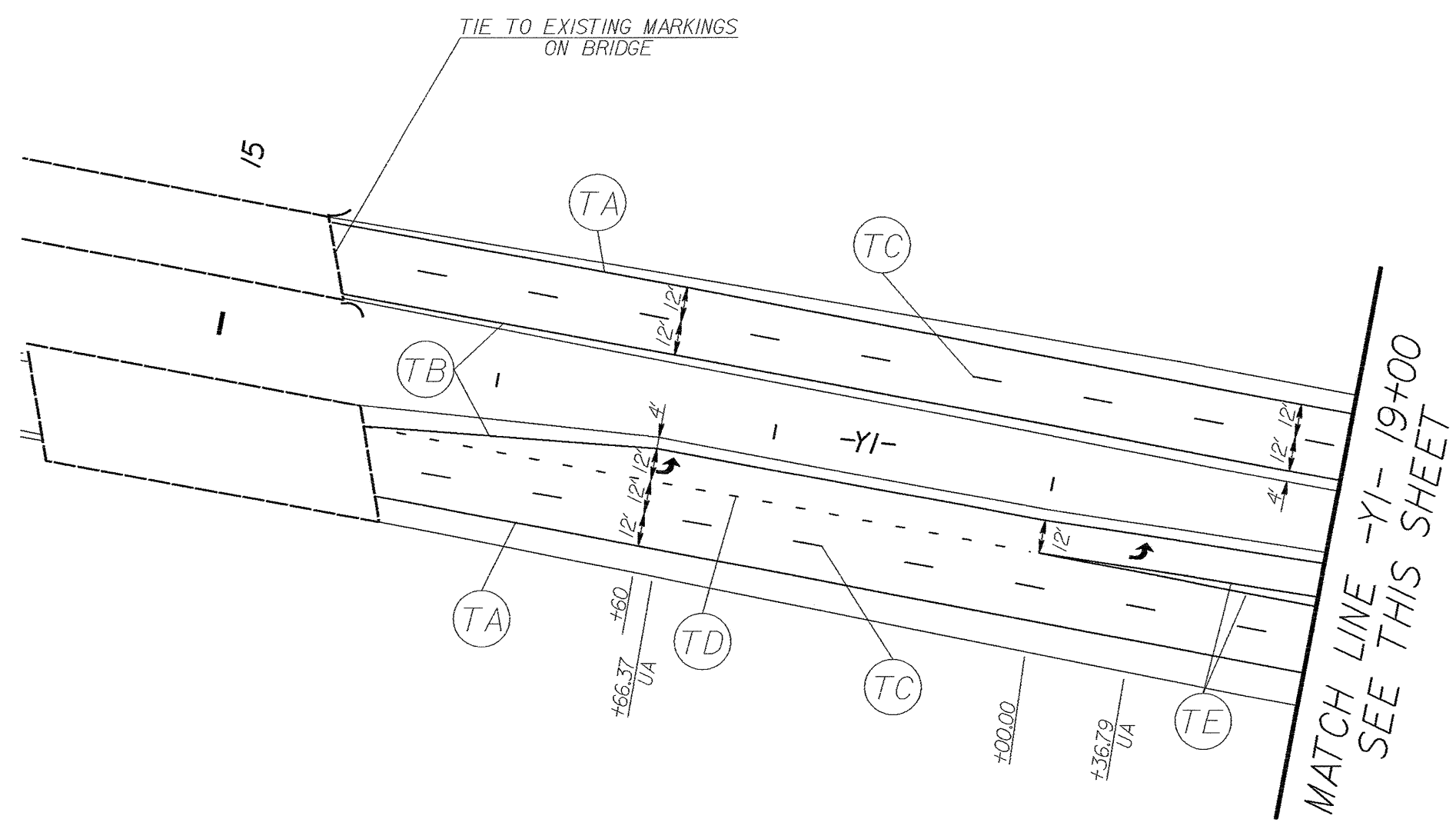
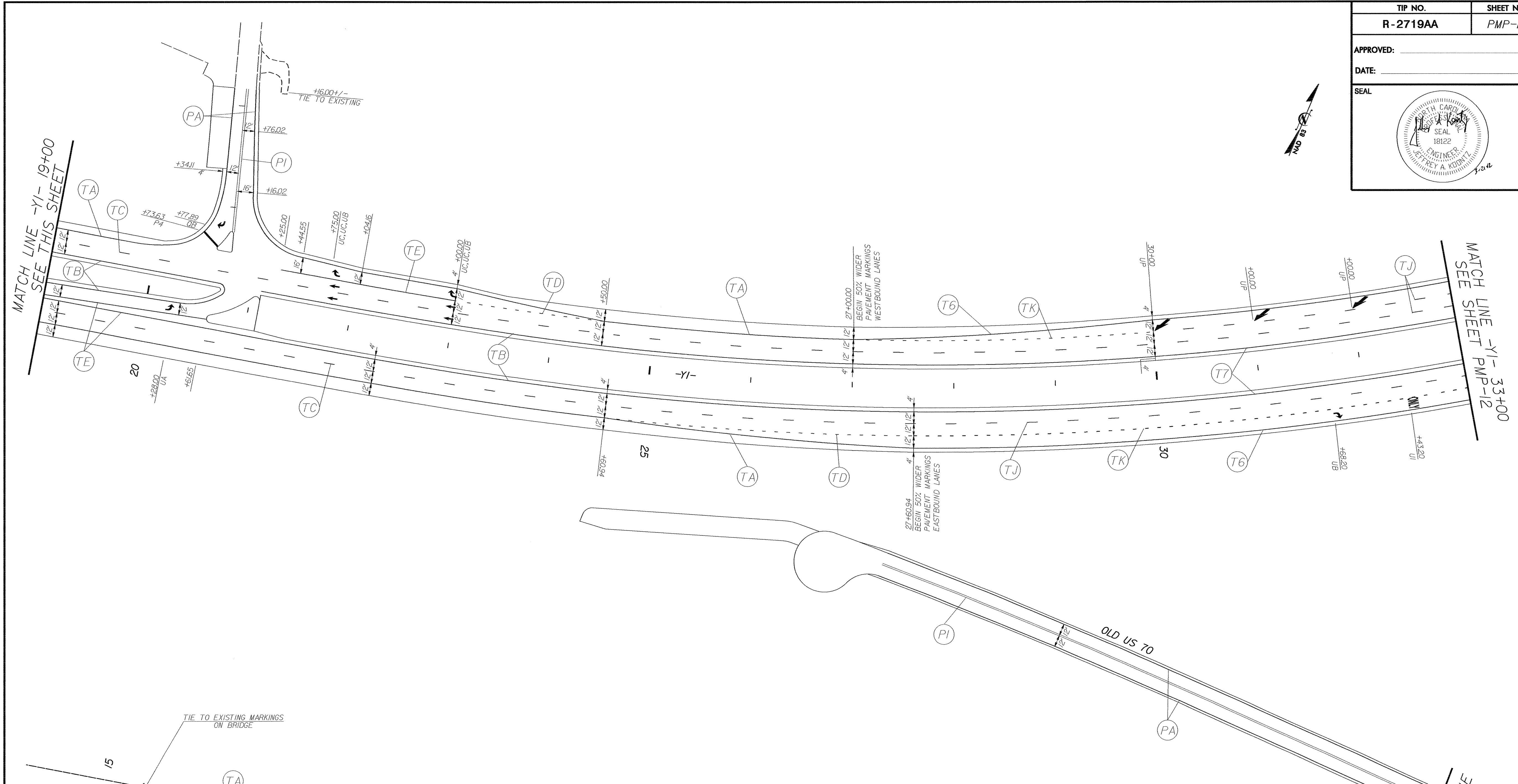


THERMOPLASTIC PERMANENT PAVEMENT MARKING			
T6	WHITE EDGE LINE (6')	TL	WHITE LANE LINE (6')
T7	YELLOW EDGE LINE (6')	TP	YELLOW DIAGONAL (8')
T8	2FT-6FT SP WHITE MINISKIP (4')	TS	WHITE GORE LINE (12')
TA	WHITE EDGE LINE (4')	TT	WHITE SOLID LANE LINE (12')
TB	YELLOW EDGE LINE (4')	T2	WHITE STOP BAR (24')
TC	10' WHITE SKIP (4')	UA	LEFT TURN ARROW
TD	3FT-9FT SP WHITE MINISKIP (4')	UB	RIGHT TURN ARROW
TE	WHITE SOLID LANE LINE (4')	UC	STRAIGHT ARROW
TF	10' YELLOW SKIP (4')	UD	COMB. STRT & LT TURN ARROW
TH	YELLOW SGL CENTERLINE (4')	UI	ALPHANUMERIC CHARACTER
TI	YELLOW DBL CENTERLINE (4')	UP	MERGE ARROW
TJ	10' WHITE SKIP (6')	ME	YEL/YEL SNOWPLOWABLE MARKER
TK	3FT-9FT SP WHITE MINISKIP (6')	MF	CRYSTAL/RED SNOWPLOWABLE MARKER
COLD APPLIED PLASTIC PERMANENT PAVEMENT MARKING			
CA	WHITE EDGE LINE (4')	CT	YELLOW EDGE LINE (6')
CB	YELLOW EDGE LINE (4')	CJ	10' WHITE SKIP (6')
CC	10' WHITE SKIP (4')	CK	3FT-9FT SP WHITE MINISKIP (6')
CG	WHITE EDGE LINE (6')		
PAINT PERMANENT PAVEMENT MARKING			
PA	WHITE EDGE LINE (4')	PI	YELLOW DBL CENTERLINE (4')
PD	3FT-9FT SP WHITE MINISKIP (4')	P4	WHITE STOP BAR (24')
PE	WHITE SOLID LANE LINE (4')	OA	LEFT TURN ARROW
PF	10' YELLOW SKIP (4')	OB	RIGHT TURN ARROW
PH	YELLOW SGL CENTERLINE (4')	OC	STRAIGHT ARROW
		OP	MERGE ARROW

**PAVEMENT MARKING**




TIP NO.	SHEET NO.
R-2719AA	PMP-II
APPROVED:	DATE:
SEAL	

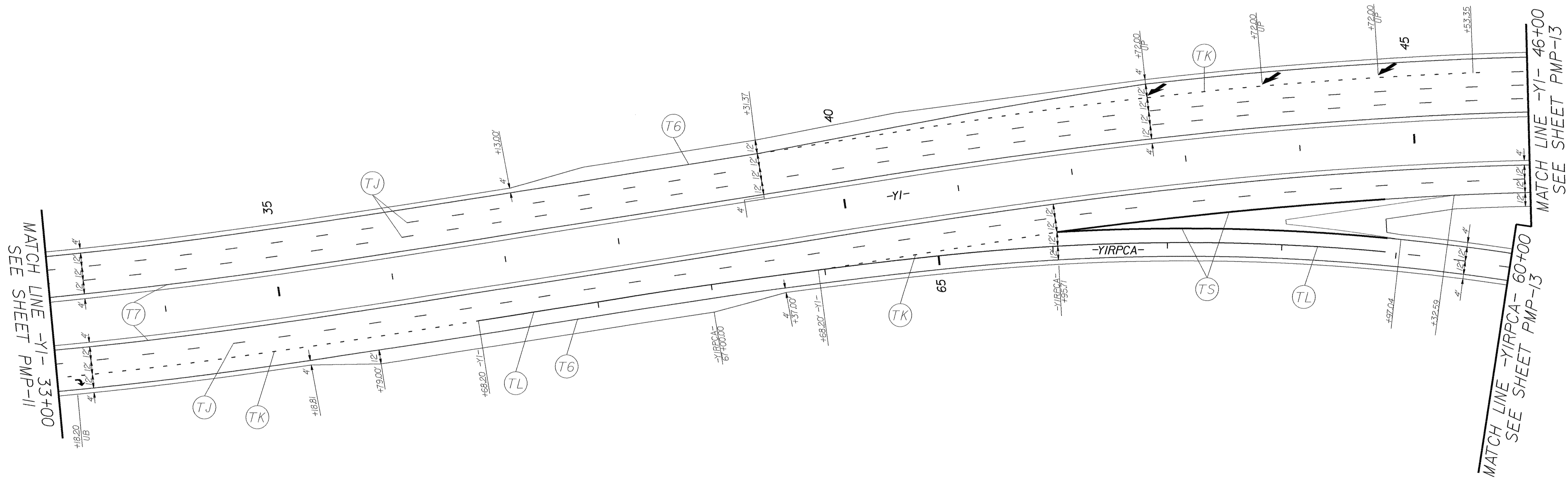
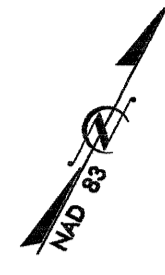



THERMOPLASTIC PERMANENT PAVEMENT MARKING			
T6	WHITE EDGE LINE (6')	TL	WHITE LANE LINE (6')
T7	YELLOW EDGE LINE (6')	TP	YELLOW DIAGONAL (8')
T8	2FT-6FT SP WHITE MINISKIP (4')	TS	WHITE GORE LINE (12')
TA	WHITE EDGE LINE (4')	TT	WHITE SOLID LANE LINE (12')
TB	YELLOW EDGE LINE (4')	TZ	WHITE STOP BAR (24')
TC	10' WHITE SKIP (4')	UA	LEFT TURN ARROW
TD	3FT-9FT SP WHITE MINISKIP (4')	UB	RIGHT TURN ARROW
TE	WHITE SOLID LANE LINE (4')	UC	STRAIGHT ARROW
TF	10' YELLOW SKIP (4')	UD	COMB. STRT & LT TURN ARROW
TH	YELLOW SGL CENTERLINE (4')	UI	ALPHANUMERIC CHARACTER
TJ	YELLOW DBL CENTERLINE (4')	UP	MERGE ARROW
TJ	10' WHITE SKIP (6')	ME	YEL/YEL SNOWPLOWABLE MARKER
TK	3FT-9FT SP WHITE MINISKIP (6')	MF	CRYSTAL/RED SNOWPLOWABLE MARKER
COLD APPLIED PLASTIC PERMANENT PAVEMENT MARKING			
CA	WHITE EDGE LINE (4')	C7	YELLOW EDGE LINE (6')
CB	YELLOW EDGE LINE (4')	CJ	10' WHITE SKIP (6')
CC	10' WHITE SKIP (4')	CK	3FT-9FT SP WHITE MINISKIP (6')
CG	WHITE EDGE LINE (6')		
PAINT PERMANENT PAVEMENT MARKING			
PA	WHITE EDGE LINE (4')	PI	YELLOW DBL CENTERLINE (4')
PD	3FT-9FT SP WHITE MINISKIP (4')	P4	WHITE STOP BAR (24')
PE	WHITE SOLID LANE LINE (4')	OA	LEFT TURN ARROW
PF	10' YELLOW SKIP (4')	OB	RIGHT TURN ARROW
PH	YELLOW SGL CENTERLINE (4')	OC	STRAIGHT ARROW
		OP	MERGE ARROW

**PAVEMENT MARKING**


BREAK LINE

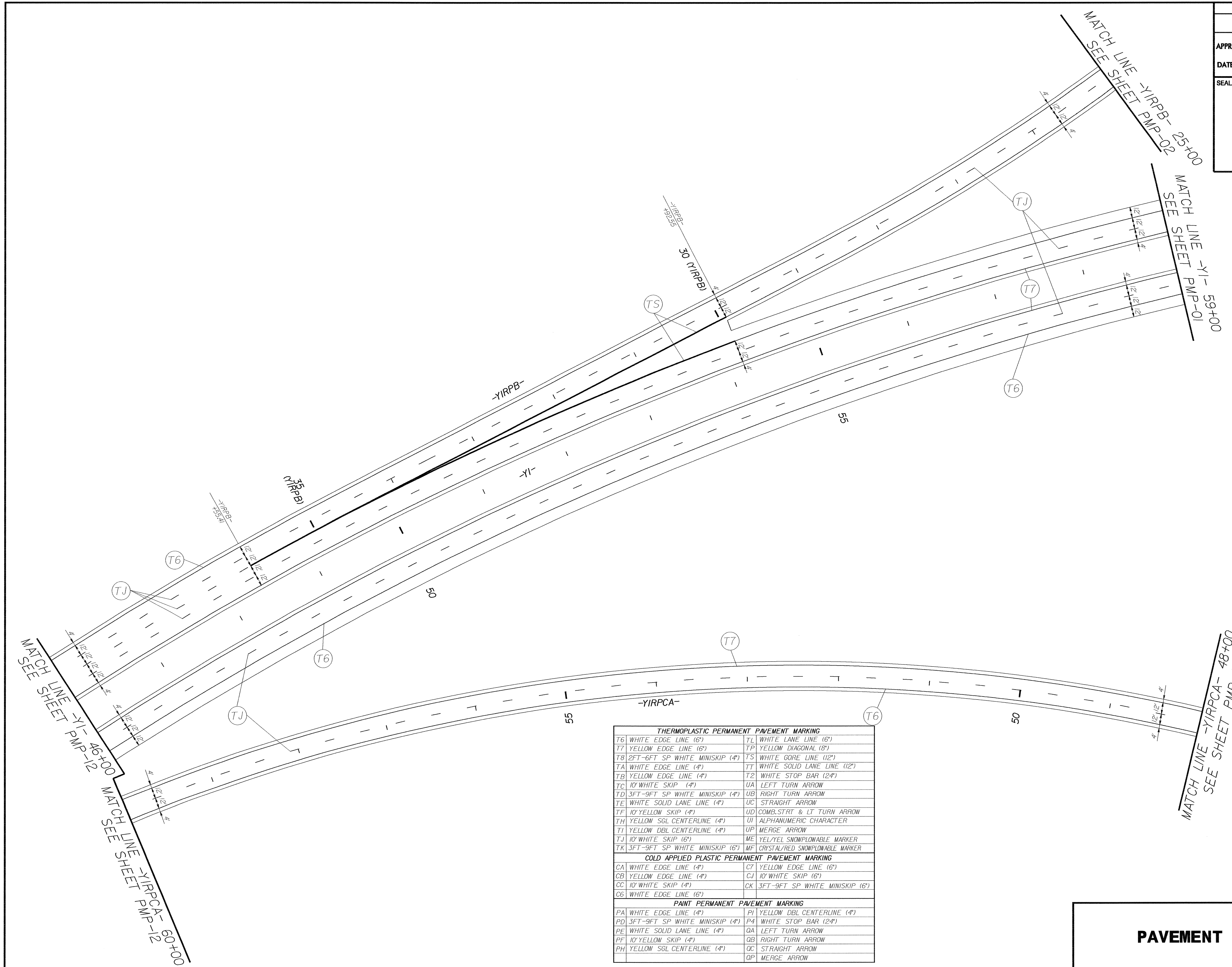
TIP NO.	SHEET NO.
R-2719AA	PMP-12
APPROVED: _____	
DATE: _____	
SEAL	
	



THERMOPLASTIC PERMANENT PAVEMENT MARKING			
T6	WHITE EDGE LINE (6")	TL	WHITE LANE LINE (6")
T7	YELLOW EDGE LINE (6")	TP	YELLOW DIAGONAL (8")
T8	2FT-6FT SP WHITE MINISKIP (4")	TS	WHITE GORE LINE (12")
TA	WHITE EDGE LINE (4")	TT	WHITE SOLID LANE LINE (12")
TB	YELLOW EDGE LINE (4")	T2	WHITE STOP BAR (24")
TC	10' WHITE SKIP (4")	UA	LEFT TURN ARROW
TD	3FT-9FT SP WHITE MINISKIP (4")	UB	RIGHT TURN ARROW
TE	WHITE SOLID LANE LINE (4")	UC	STRAIGHT ARROW
TF	10' YELLOW SKIP (4")	UD	COMB. STRT & LT TURN ARROW
TH	YELLOW SGL CENTERLINE (4")	UI	ALPHANUMERIC CHARACTER
TI	YELLOW DBL CENTERLINE (4")	UP	MERGE ARROW
TJ	10' WHITE SKIP (6")	ME	YEL/YEL SNOWPLOWABLE MARKER
TK	3FT-9FT SP WHITE MINISKIP (6")	MF	CRYSTAL/RED SNOWPLOWABLE MARKER
COLD APPLIED PLASTIC PERMANENT PAVEMENT MARKING			
CA	WHITE EDGE LINE (4")	C7	YELLOW EDGE LINE (6")
CB	YELLOW EDGE LINE (4")	CJ	10' WHITE SKIP (6")
CC	10' WHITE SKIP (4")	CK	3FT-9FT SP WHITE MINISKIP (6")
CD	WHITE EDGE LINE (6")		
PAINT PERMANENT PAVEMENT MARKING			
PA	WHITE EDGE LINE (4")	PI	YELLOW DBL CENTERLINE (4")
PD	3FT-9FT SP WHITE MINISKIP (4")	P4	WHITE STOP BAR (24")
PE	WHITE SOLID LANE LINE (4")	OA	LEFT TURN ARROW
PF	10' YELLOW SKIP (4")	OB	RIGHT TURN ARROW
PH	YELLOW SGL CENTERLINE (4")	OC	STRAIGHT ARROW
		OP	MERGE ARROW

**PAVEMENT MARKING**

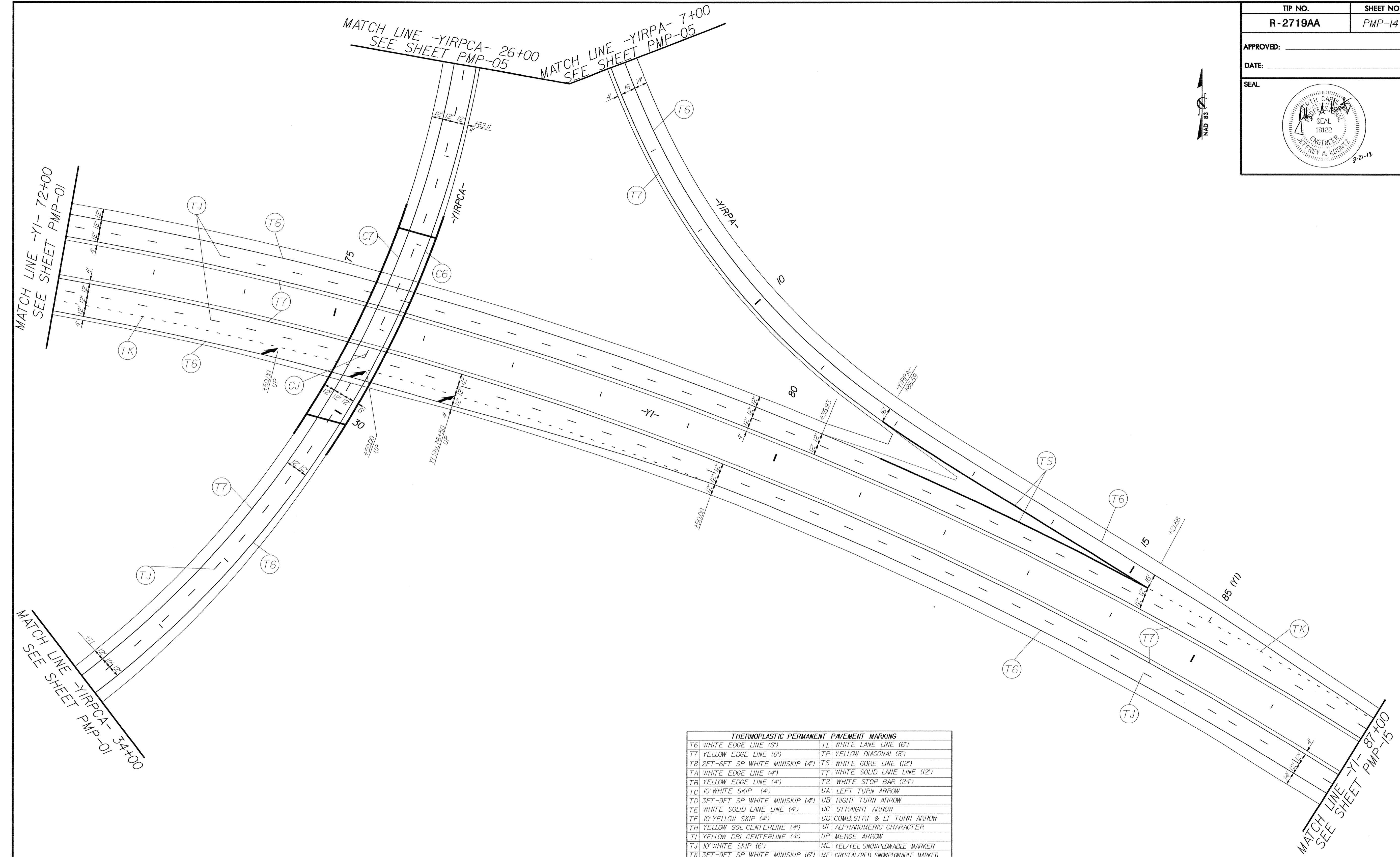
TIP NO.	SHEET NO.
R-2719AA	PMP-13
APPROVED: _____	
DATE: _____	
SEAL	
	



THERMOPLASTIC PERMANENT PAVEMENT MARKING			
T6	WHITE EDGE LINE (6")	TL	WHITE LANE LINE (6")
T7	YELLOW EDGE LINE (6")	TP	YELLOW DIAGONAL (8")
T8	2FT-6FT SP WHITE MINISKIP (4")	TS	WHITE GORE LINE (12")
TA	WHITE EDGE LINE (4")	TT	WHITE SOLID LANE LINE (12")
TB	YELLOW EDGE LINE (4")	T2	WHITE STOP BAR (24")
TC	10' WHITE SKIP (4")	UA	LEFT TURN ARROW
TD	3FT-9FT SP WHITE MINISKIP (4")	UB	RIGHT TURN ARROW
TE	WHITE SOLID LANE LINE (4")	UC	STRAIGHT ARROW
TF	10' YELLOW SKIP (4")	UD	COMB. STRT & LT TURN ARROW
TH	YELLOW SGL CENTERLINE (4")	UI	ALPHANUMERIC CHARACTER
TI	YELLOW DBL CENTERLINE (4")	UP	MERGE ARROW
TJ	10' WHITE SKIP (6")	ME	YEL/YEL SNOWPLOWABLE MARKER
TK	3FT-9FT SP WHITE MINISKIP (6")	MF	CRYSTAL/RED SNOWPLOWABLE MARKER
COLD APPLIED PLASTIC PERMANENT PAVEMENT MARKING			
CA	WHITE EDGE LINE (4")	C7	YELLOW EDGE LINE (6")
CB	YELLOW EDGE LINE (4")	CJ	10' WHITE SKIP (6")
CC	10' WHITE SKIP (4")	CK	3FT-9FT SP WHITE MINISKIP (6")
CG	WHITE EDGE LINE (6")		
PAINT PERMANENT PAVEMENT MARKING			
PA	WHITE EDGE LINE (4")	PI	YELLOW DBL CENTERLINE (4")
PD	3FT-9FT SP WHITE MINISKIP (4")	P4	WHITE STOP BAR (24")
PE	WHITE SOLID LANE LINE (4")	QA	LEFT TURN ARROW
PF	10' YELLOW SKIP (4")	QB	RIGHT TURN ARROW
PH	YELLOW SGL CENTERLINE (4")	QC	STRAIGHT ARROW
		QP	MERGE ARROW

**PAVEMENT MARKING**

TIP NO.	SHEET NO.
R-2719AA	PMP-14
APPROVED:	_____
DATE:	_____
SEAL	

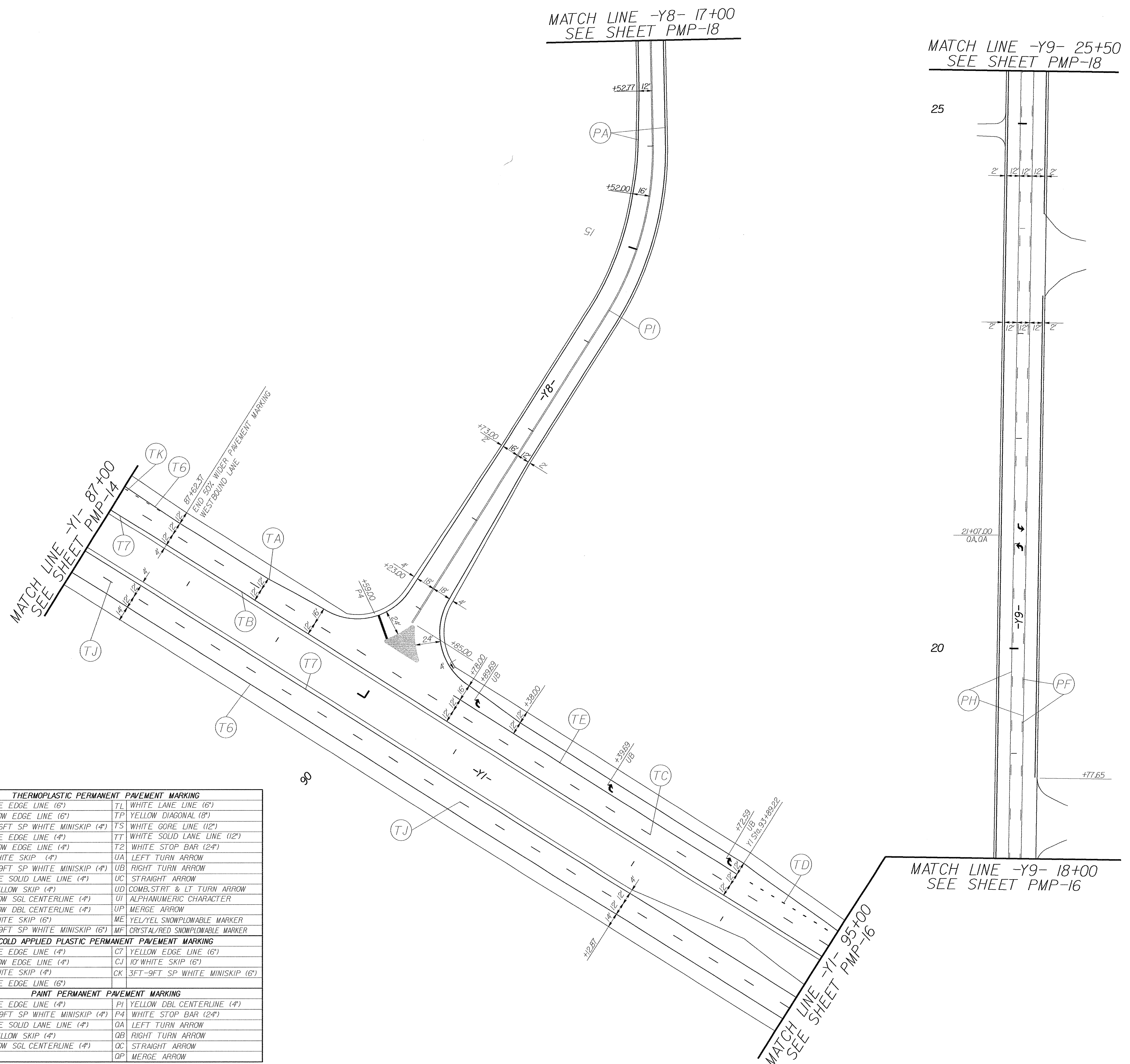


THERMOPLASTIC PERMANENT PAVEMENT MARKING			
T6	WHITE EDGE LINE (6')	TL	WHITE LANE LINE (6')
T7	YELLOW EDGE LINE (6')	TP	YELLOW DIAGONAL (8')
T8	2FT-6FT SP WHITE MINISKIP (4')	TS	WHITE GORE LINE (12')
TA	WHITE EDGE LINE (4')	TT	WHITE SOLID LANE LINE (12')
TB	YELLOW EDGE LINE (4')	TZ	WHITE STOP BAR (24')
TC	10' WHITE SKIP (4')	UA	LEFT TURN ARROW
TD	3FT-9FT SP WHITE MINISKIP (4')	UB	RIGHT TURN ARROW
TE	WHITE SOLID LANE LINE (4')	UC	STRAIGHT ARROW
TF	10' YELLOW SKIP (4')	UD	COMB. STRT & LT TURN ARROW
TH	YELLOW SGL CENTERLINE (4')	UI	ALPHANUMERIC CHARACTER
TI	YELLOW DBL CENTERLINE (4')	UP	MERGE ARROW
TJ	10' WHITE SKIP (6')	ME	YEL/YEL SNOWPLOWABLE MARKER
TK	3FT-9FT SP WHITE MINISKIP (6')	MF	CRYSTAL/RED SNOWPLOWABLE MARKER
COLD APPLIED PLASTIC PERMANENT PAVEMENT MARKING			
CA	WHITE EDGE LINE (4')	CT	YELLOW EDGE LINE (6')
CB	YELLOW EDGE LINE (4')	CJ	10' WHITE SKIP (6')
CC	10' WHITE SKIP (4')	CK	3FT-9FT SP WHITE MINISKIP (6')
C6	WHITE EDGE LINE (6')		
PAINT PERMANENT PAVEMENT MARKING			
PA	WHITE EDGE LINE (4')	PI	YELLOW DBL CENTERLINE (4')
PD	3FT-9FT SP WHITE MINISKIP (4')	P4	WHITE STOP BAR (24')
PE	WHITE SOLID LANE LINE (4')	QA	LEFT TURN ARROW
PF	10' YELLOW SKIP (4')	QB	RIGHT TURN ARROW
PH	YELLOW SGL CENTERLINE (4')	QC	STRAIGHT ARROW
		QP	MERGE ARROW

**PAVEMENT MARKING**



TIP NO.	SHEET NO.
R-2719AA	PMP-15
APPROVED: _____	
DATE: _____	
SEAL	



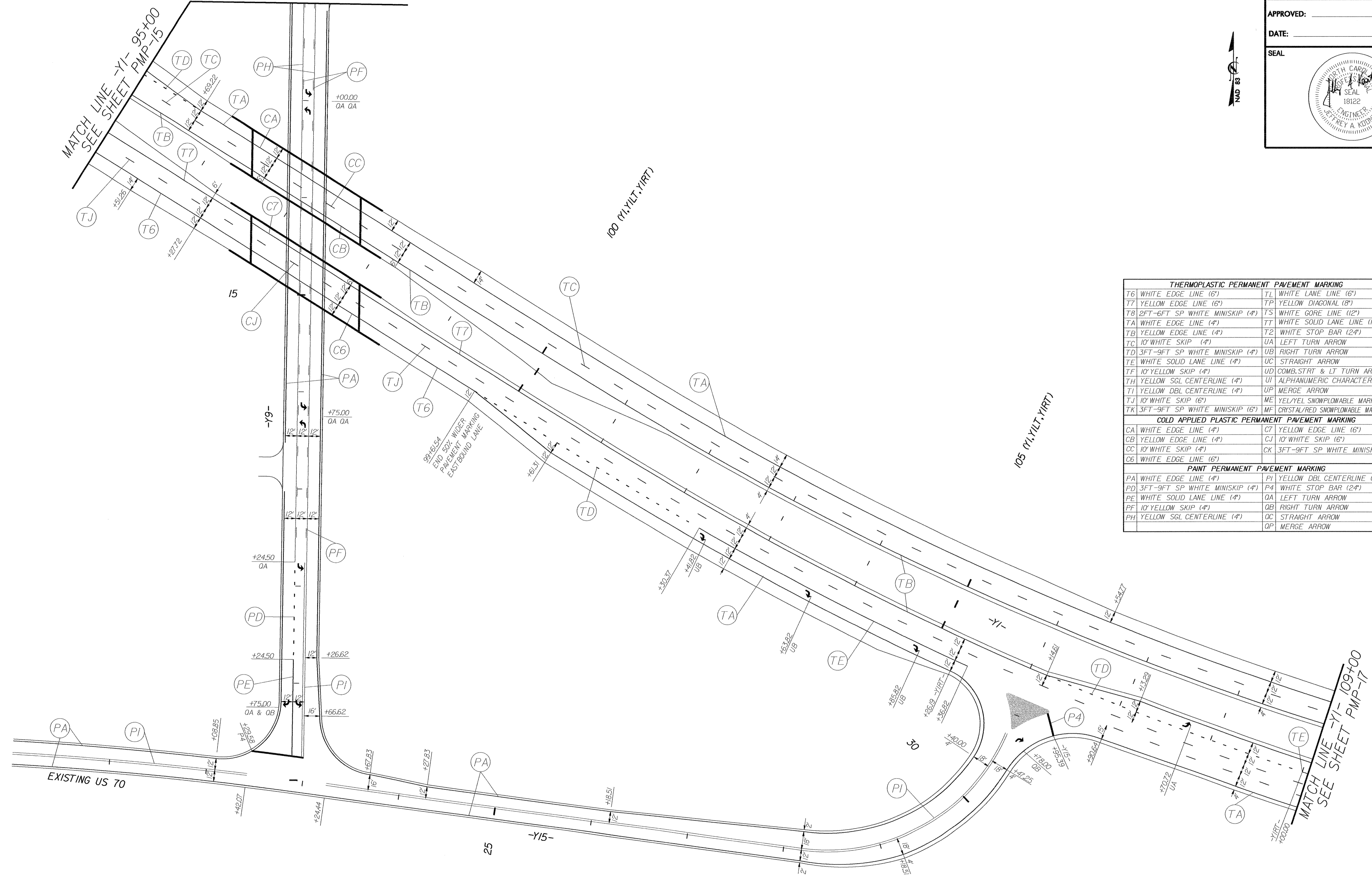
THERMOPLASTIC PERMANENT PAVEMENT MARKING			
T6	WHITE EDGE LINE (6')	TL	WHITE LANE LINE (6')
T7	YELLOW EDGE LINE (6')	TP	YELLOW DIAGONAL (8')
T8	2FT-6FT SP WHITE MINISKIP (4')	TS	WHITE GORE LINE (12')
TA	WHITE EDGE LINE (4')	TT	WHITE SOLID LANE LINE (12')
TB	YELLOW EDGE LINE (4')	TZ	WHITE STOP BAR (24')
TC	10' WHITE SKIP (4')	UA	LEFT TURN ARROW
TD	3FT-9FT SP WHITE MINISKIP (4')	UB	RIGHT TURN ARROW
TE	WHITE SOLID LANE LINE (4')	UC	STRAIGHT ARROW
TF	10' YELLOW SKIP (4')	UD	COMB. STRT & LT TURN ARROW
TH	YELLOW SGL CENTERLINE (4')	UI	ALPHANUMERIC CHARACTER
TJ	YELLOW DBL CENTERLINE (4')	UP	MERGE ARROW
TK	10' WHITE SKIP (6')	ME	YEL/YEL SNOWPLOWABLE MARKER
TK	3FT-9FT SP WHITE MINISKIP (6')	MF	CRYSTAL/RED SNOWPLOWABLE MARKER
COLD APPLIED PLASTIC PERMANENT PAVEMENT MARKING			
CA	WHITE EDGE LINE (4')	C7	YELLOW EDGE LINE (6')
CB	YELLOW EDGE LINE (4')	CJ	10' WHITE SKIP (6')
CC	10' WHITE SKIP (4')	CK	3FT-9FT SP WHITE MINISKIP (6')
C6	WHITE EDGE LINE (6')		
PAINT PERMANENT PAVEMENT MARKING			
PA	WHITE EDGE LINE (4')	PI	YELLOW DBL CENTERLINE (4')
PD	3FT-9FT SP WHITE MINISKIP (4')	P4	WHITE STOP BAR (24')
PE	WHITE SOLID LANE LINE (4')	OA	LEFT TURN ARROW
PF	10' YELLOW SKIP (4')	OB	RIGHT TURN ARROW
PH	YELLOW SGL CENTERLINE (4')	OC	STRAIGHT ARROW
		OP	MERGE ARROW

PAVEMENT MARKING

MATCH LINE -Y9- 18+00  
SEE SHEET PMP-15

NOTE: STATIONS CALLOUTS ON US 70 ARE OFF OF -Y1-

TIP NO.	SHEET NO.
R-2719AA	PMP-16
APPROVED: _____	
DATE: _____	
SEAL	



THERMOPLASTIC PERMANENT PAVEMENT MARKING			
T6	WHITE EDGE LINE (6')	TL	WHITE LANE LINE (6')
T7	YELLOW EDGE LINE (6')	TP	YELLOW DIAGONAL (8')
T8	2FT-6FT SP WHITE MINISKIP (4')	TS	WHITE GORE LINE (12')
TA	WHITE EDGE LINE (4')	TT	WHITE SOLID LANE LINE (12')
TB	YELLOW EDGE LINE (4')	T2	WHITE STOP BAR (24')
TC	10' WHITE SKIP (4')	UA	LEFT TURN ARROW
TD	3FT-9FT SP WHITE MINISKIP (4')	UB	RIGHT TURN ARROW
TE	WHITE SOLID LANE LINE (4')	UC	STRAIGHT ARROW
TF	10' YELLOW SKIP (4')	UD	COMB. STRT & LT TURN ARROW
TH	YELLOW SGL CENTERLINE (4')	UI	ALPHANUMERIC CHARACTER
TI	YELLOW DBL CENTERLINE (4')	UP	MERGE ARROW
TJ	10' WHITE SKIP (6')	ME	YEL/YEL SNOWPLOWABLE MARKER
TK	3FT-9FT SP WHITE MINISKIP (6')	MF	CRYSTAL/RED SNOWPLOWABLE MARKER


COLD APPLIED PLASTIC PERMANENT PAVEMENT MARKING			
CA	WHITE EDGE LINE (4')	C7	YELLOW EDGE LINE (6')
CB	YELLOW EDGE LINE (4')	CJ	10' WHITE SKIP (6')
CC	10' WHITE SKIP (4')	CK	3FT-9FT SP WHITE MINISKIP (6')
C6	WHITE EDGE LINE (6')		

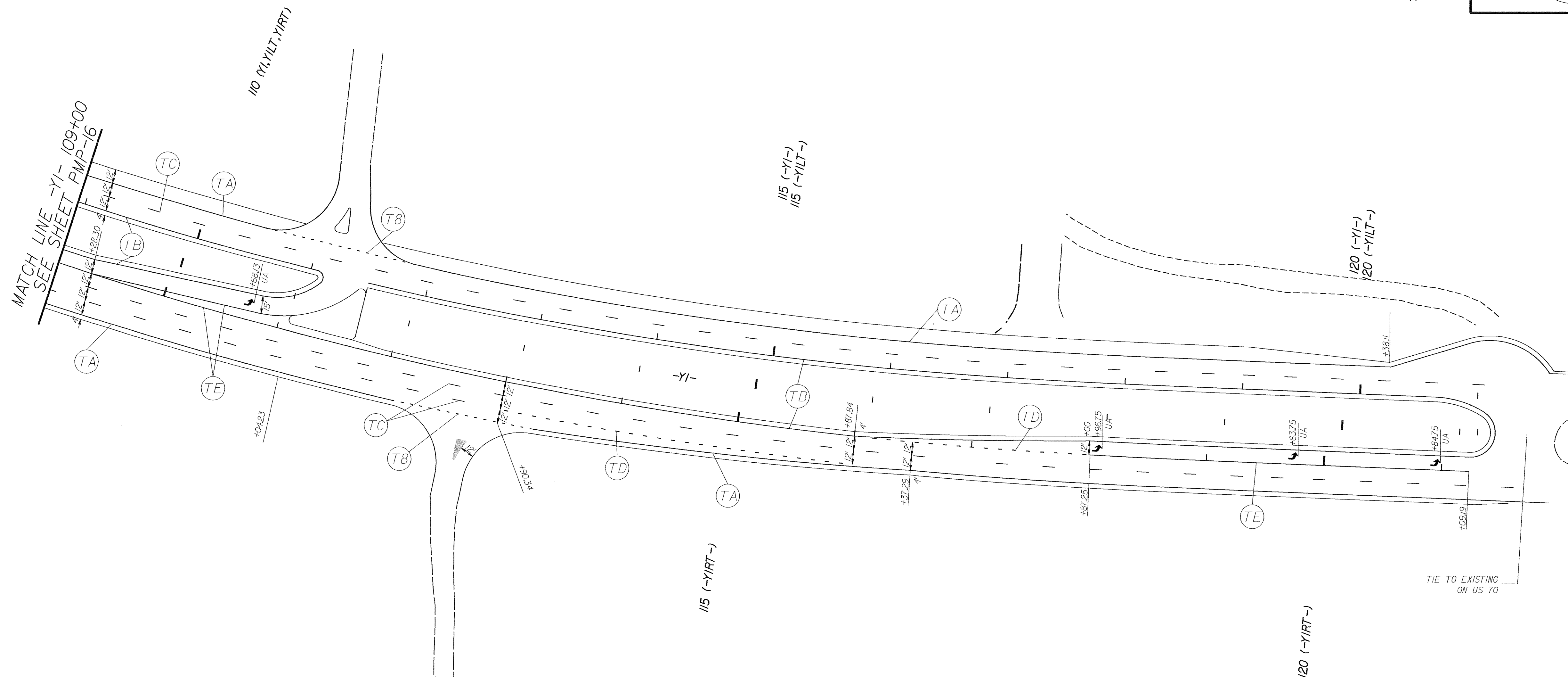
  

PAINT PERMANENT PAVEMENT MARKING			
PA	WHITE EDGE LINE (4')	PI	YELLOW DBL CENTERLINE (4')
PD	3FT-9FT SP WHITE MINISKIP (4')	P4	WHITE STOP BAR (24')
PE	WHITE SOLID LANE LINE (4')	OA	LEFT TURN ARROW
PF	10' YELLOW SKIP (4')	OB	RIGHT TURN ARROW
PH	YELLOW SGL CENTERLINE (4')	OC	STRAIGHT ARROW
		OP	MERGE ARROW

**PAVEMENT MARKING**


NOTE: STATIONS CALLOUTS ON US 70 ARE OFF OF -YI-

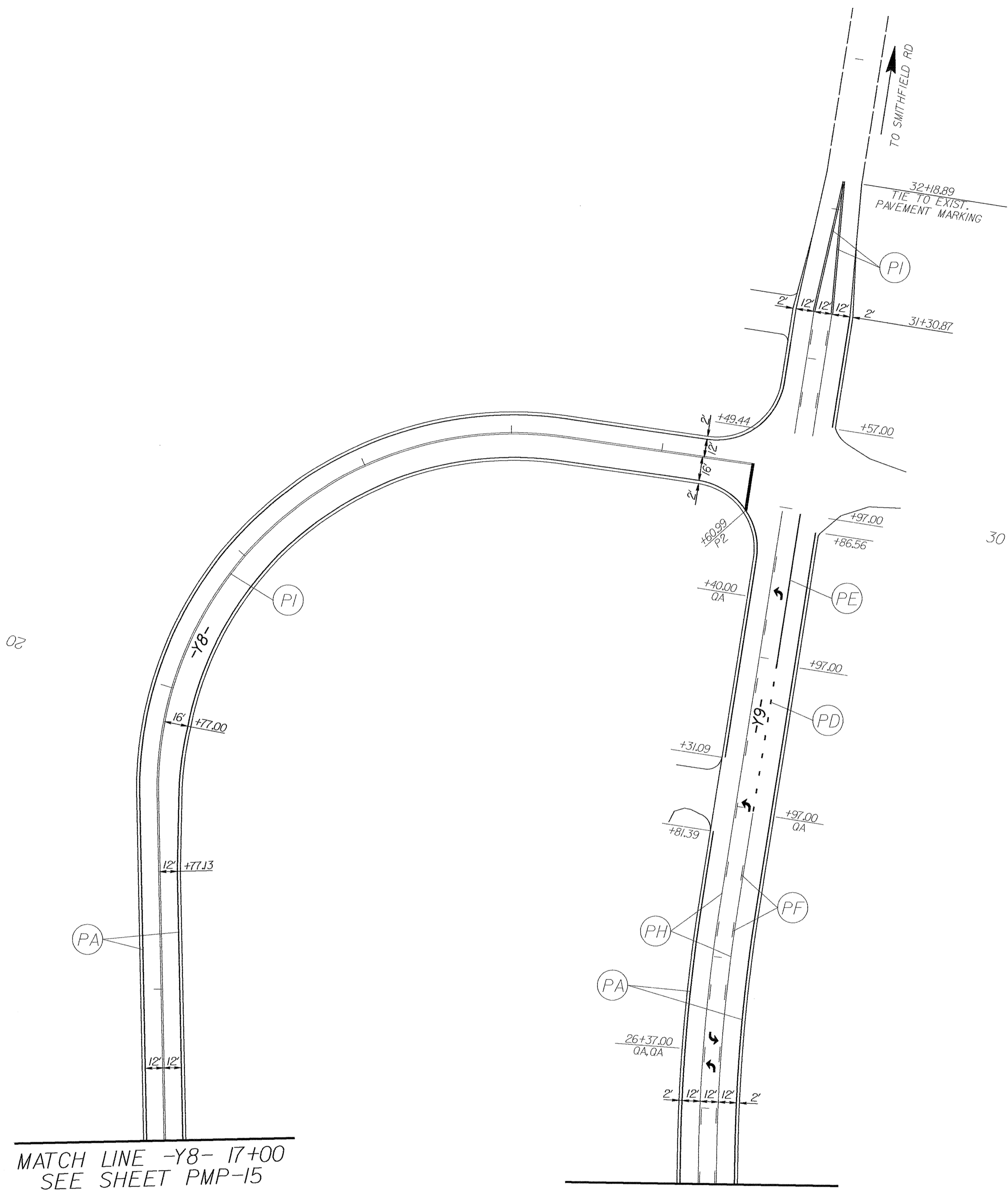
TIP NO.	SHEET NO.
R-2719AA	PMP-17
APPROVED: _____	
DATE: _____	
SEAL	
	



THERMOPLASTIC PERMANENT PAVEMENT MARKING	
T6 WHITE EDGE LINE (6')	TL WHITE LANE LINE (6')
T7 YELLOW EDGE LINE (6')	TP YELLOW DIAGONAL (8')
T8 2FT-6FT SP WHITE MINISKIP (4')	TS WHITE GORE LINE (12')
TA WHITE EDGE LINE (4')	TT WHITE SOLID LANE LINE (12')
TB YELLOW EDGE LINE (4')	T2 WHITE STOP BAR (24')
TC 10' WHITE SKIP (4')	UA LEFT TURN ARROW
TD 3FT-9FT SP WHITE MINISKIP (4')	UB RIGHT TURN ARROW
TE WHITE SOLID LANE LINE (4')	UC STRAIGHT ARROW
TF 10' YELLOW SKIP (4')	UD COMB. STRT & LT TURN ARROW
TH YELLOW SGL CENTERLINE (4')	UI ALPHANUMERIC CHARACTER
TJ YELLOW DBL CENTERLINE (4')	UP MERGE ARROW
TJ 10' WHITE SKIP (6')	ME YEL/YEL SNOWPLOWABLE MARKER
TK 3FT-9FT SP WHITE MINISKIP (6')	MF CRYSTAL/RED SNOWPLOWABLE MARKER
COLD APPLIED PLASTIC PERMANENT PAVEMENT MARKING	
CA WHITE EDGE LINE (4')	C7 YELLOW EDGE LINE (6')
CB YELLOW EDGE LINE (4')	CJ 10' WHITE SKIP (6')
CC 10' WHITE SKIP (4')	CK 3FT-9FT SP WHITE MINISKIP (6')
C6 WHITE EDGE LINE (6')	
PAINT PERMANENT PAVEMENT MARKING	
PA WHITE EDGE LINE (4')	PI YELLOW DBL CENTERLINE (4')
PD 3FT-9FT SP WHITE MINISKIP (4')	P4 WHITE STOP BAR (24')
PE WHITE SOLID LANE LINE (4')	OA LEFT TURN ARROW
PF 10' YELLOW SKIP (4')	OB RIGHT TURN ARROW
PH YELLOW SGL CENTERLINE (4')	OC STRAIGHT ARROW
	OP MERGE ARROW

**PAVEMENT MARKING**

TIP NO.	SHEET NO.
R-2719AA	PMP-18
APPROVED:	_____
DATE:	_____
SEAL	



MATCH LINE -Y8- 17+00  
SEE SHEET PMP-15

MATCH LINE -Y9- 25+50  
SEE SHEET PMP-15

THERMOPLASTIC PERMANENT PAVEMENT MARKING			
T6	WHITE EDGE LINE (6")	TL	WHITE LANE LINE (6")
T7	YELLOW EDGE LINE (6")	TP	YELLOW DIAGONAL (8")
T8	2FT-6FT SP WHITE MINISKIP (4")	TS	WHITE GORE LINE (12")
TA	WHITE EDGE LINE (4")	TT	WHITE SOLID LANE LINE (12")
TB	YELLOW EDGE LINE (4")	T2	WHITE STOP BAR (24")
TC	10' WHITE SKIP (4")	UA	LEFT TURN ARROW
TD	3FT-9FT SP WHITE MINISKIP (4")	UB	RIGHT TURN ARROW
TE	WHITE SOLID LANE LINE (4")	UC	STRAIGHT ARROW
TF	10' YELLOW SKIP (4")	UD	COMB. STRT & LT TURN ARROW
TH	YELLOW SGL CENTERLINE (4")	UI	ALPHANUMERIC CHARACTER
TI	YELLOW DBL CENTERLINE (4")	UP	MERGE ARROW
TJ	10' WHITE SKIP (6")	ME	YEL/YEL SNOWPLOWABLE MARKER
TK	3FT-9FT SP WHITE MINISKIP (6")	MF	CRYSTAL/RED SNOWPLOWABLE MARKER
COLD APPLIED PLASTIC PERMANENT PAVEMENT MARKING			
CA	WHITE EDGE LINE (4")	C7	YELLOW EDGE LINE (6")
CB	YELLOW EDGE LINE (4")	CJ	10' WHITE SKIP (6")
CC	10' WHITE SKIP (4")	CK	3FT-9FT SP WHITE MINISKIP (6")
CG	WHITE EDGE LINE (6")		
PAINT PERMANENT PAVEMENT MARKING			
PA	WHITE EDGE LINE (4")	PI	YELLOW DBL CENTERLINE (4")
PD	3FT-9FT SP WHITE MINISKIP (4")	P4	WHITE STOP BAR (24")
PE	WHITE SOLID LANE LINE (4")	OA	LEFT TURN ARROW
PF	10' YELLOW SKIP (4")	OB	RIGHT TURN ARROW
PH	YELLOW SGL CENTERLINE (4")	OC	STRAIGHT ARROW
		OP	MERGE ARROW

**PAVEMENT MARKING**