


STATE OF NORTH CAROLINA
DEPARTMENT OF TRANSPORTATION

TIP NO.	SHEET NO.
I-3819A	SIGN-1
APPROVED: <i>[Signature]</i>	
DATE: 3-26-12	
SEAL	



SIGNING PLAN
IREDELL COUNTY

LOCATION: I-40/I-77 INTERCHANGE INCLUDING I-40 FROM WEST OF SR 2003 (RADIO ROAD)
TO SR 2158 (OLD MOCKSVILLE ROAD) & I-77 FROM SOUTH OF SR 2321
(EAST BROAD STREET) TO SOUTH OF SR 2171 (JANE SOWER ROAD) IN STATESVILLE

ROADWAY STANDARD DRAWING

THE FOLLOWING ROADWAY STANDARDS AS APPEAR IN "ROADWAY STANDARD DRAWINGS" - PROJECT SERVICES UNIT - N.C. DEPARTMENT OF TRANSPORTATION - RALEIGH, N.C., DATED JANUARY 2012 ARE APPLICABLE TO THIS PROJECT AND BY REFERENCE HEREBY ARE CONSIDERED A PART OF THESE PLANS:

STD. NO.	TITLE
901.10	TYPE 'A' SIGNS
901.20	TYPE 'B' SIGNS
901.50	ARROWS AND SHIELDS
901.70	SIGN STRINGERS AND SUPPORT SPACING
901.80	SIGN MOUNTING DETAILS - FOR TYPE A AND TYPE B SIGNS
903.10	GROUND MOUNTED SIGN SUPPORTS
903.30	BARRIER SIGN SUPPORT ASSEMBLY
903.40	MEDIAN BARRIER SIGN SUPPORT AND ANCHORAGE
904.10	ORIENTATION OF GROUND MOUNTED SIGNS
904.20	SECONDARY SIGN MOUNTING
904.30	SUPPLEMENTAL SIGN MOUNTING
904.40	MILEPOST AND PLACEMENT
904.50	MOUNTING OF TYPE 'D', 'E' AND 'F' SIGNS ON 'U' CHANNEL POSTS

PROJECT NOTES

- RELOCATE SIGN, TYPE A (GROUND MOUNTED)
- RELOCATE SIGN, TYPE B (GROUND MOUNTED)
- DISPOSAL OF SUPPORT, STEEL BEAM
- DISPOSAL OF SIGN SYSTEM, STEEL BEAM
- DISPOSAL OF SIGN SYSTEM, U-CHANNEL
- RELOCATE SIGN, TYPE D
- DISPOSAL OF SIGN SYSTEM, OVERHEAD
- DISPOSAL OF SUPPORT, U-CHANNEL
- DISPOSAL OF SIGN, A OR B (OVERHEAD)
- STOCKPILE SIGN SYSTEM, STEEL BEAM
- DISPOSAL OF LIGHTING SYSTEM
- DISPOSAL OF WALKWAY

GENERAL NOTES

- SIGNS FURNISHED BY STATE
- ALL TYPE 'D' SIGNS SHALL BE MOUNTED ON TWO U-CHANNEL POSTS UNLESS OTHERWISE INDICATED ON THE PLANS.
- IF REMOVAL OR RELOCATION OF SIGNS ON PRIVATE STREET (NON-STATE MAINTAINED) IS REQUIRED DUE TO CONSTRUCTION, THE CONTRACTOR SHALL INFORM THE ENGINEER. THE WORK WILL BE COMPLETED BY OTHERS.
- SIGNING PLANS DO NOT INCLUDE TEMPORARY CONSTRUCTION SIGNING OR PAVEMENT MARKINGS. SEE TRAFFIC CONTROL PLANS.
- WHEN NOT STATIONED OR DIMENSIONED ON PLANS, ALL 'E' AND 'F' SIGNS SHALL BE FIELD LOCATED BY THE ENGINEER
- ALL EXISTING SIGNS ON "U" CHANNEL POST WITHIN THE PROJECT LIMITS SHALL BE REMOVED AND DISPOSED OF UNLESS OTHERWISE NOTED ON PLANS.
- WHEN EXISTING SIGNS ARE REMOVED AND INSTALLED ON NEW SUPPORTS, THE RE-ERECTION SHALL IMMEDIATELY FOLLOW THE REMOVAL.
- THE BACKGROUND FOR TYPE E & F SIGNS SHALL BE TYPE C REFLECTIVE SHEETING.
- DO NOT BEGIN FABRICATION FOR TYPES A & B SIGNS MOUNTED ON OVERHEAD STRUCTURES OR STEEL SUPPORTS UNTIL "S" DIMENSIONS HAVE BEEN FIELD VERIFIED.
- SEE ROADWAY PLANS FOR GUARD/GUIDE RAIL DETAILS.

SUMMARY OF QUANTITIES

ITEM NO.	ITEM DESCRIPTION	QUANTITY	UNIT
DESC. NO.	SECT. NO.		
4048000000	902	REINFORCED CONCRETE SIGN FOUNDATION	54 C.Y.
4054000000	902	PLAIN CONCRETE SIGN FOUNDATION	4 C.Y.
4057000000	SP	OVERHEAD FOOTING	270 C.Y.
4060000000	903	SUPPORTS, BREAKAWAY STEEL BEAM	29952 LB.
4066000000	903	SUPPORTS, SIMPLE STEEL BEAM	8820 LB.
4072000000	903	SUPPORTS, 3 LB STEEL U-CHANNEL	3530 L.F.
4078000000	903	SUPPORTS, 2 LB STEEL U-CHANNEL	6 EA.
4082100000	SP	SUPPORTS, OVERHEAD SIGN STRUCTURE AT STATION "Sta 23+00+-L-EB"	1 L.S.
4082100000	SP	SUPPORTS, OVERHEAD SIGN STRUCTURE AT STATION "Sta 66+40+-L-EB"	1 L.S.
4082100000	SP	SUPPORTS, OVERHEAD SIGN STRUCTURE AT STATION "Sta 56+66+-LCDWB"	1 L.S.
4082100000	SP	SUPPORTS, OVERHEAD SIGN STRUCTURE AT STATION "Sta 115+72.5+-L-EB"	1 L.S.
4082100000	SP	SUPPORTS, OVERHEAD SIGN STRUCTURE AT STATION "Sta 50+25+-YRPBD"	1 L.S.
4082100000	SP	SUPPORTS, OVERHEAD SIGN STRUCTURE AT STATION "Sta 10+00+-YRPA"	1 L.S.
4082100000	SP	SUPPORTS, OVERHEAD SIGN STRUCTURE AT STATION "Sta 153+75+-L-WB"	1 L.S.
4082100000	SP	SUPPORTS, OVERHEAD SIGN STRUCTURE AT STATION "Sta 235+58+-L-WB"	1 L.S.
4082100000	SP	SUPPORTS, OVERHEAD SIGN STRUCTURE AT STATION "Sta 60+87+-Y-NB"	1 L.S.
4082100000	SP	SUPPORTS, OVERHEAD SIGN STRUCTURE AT STATION "Sta 162+57+-Y-SB"	1 L.S.
4082100000	SP	SUPPORTS, OVERHEAD SIGN STRUCTURE AT STATION "Sta 105+90+-L-EB"	1 L.S.
4082100000	SP	SUPPORTS, OVERHEAD SIGN STRUCTURE AT STATION "Sta 72+00+-LCDWB"	1 L.S.
4082100000	SP	SUPPORTS, OVERHEAD SIGN STRUCTURE AT STATION "Sta 20+00+-YRPBD"	1 L.S.
4082100000	SP	SUPPORTS, OVERHEAD SIGN STRUCTURE AT STATION "Sta 129+50+-L-EB"	1 L.S.
4082100000	SP	SUPPORTS, OVERHEAD SIGN STRUCTURE AT STATION "Sta 24+05+-Y4-NB"	1 L.S.
4082100000	SP	SUPPORTS, OVERHEAD SIGN STRUCTURE AT STATION "Sta 29+75+-Y4-SB"	1 L.S.
4082100000	SP	SUPPORTS, OVERHEAD SIGN STRUCTURE AT STATION "Sta 22+50+-Y4-RPC"	1 L.S.
4082100000	SP	SUPPORTS, OVERHEAD SIGN STRUCTURE AT STATION "Sta 22+28+-Y4-RPA"	1 L.S.
4096000000	904	SIGN ERECTION, TYPE D	4 EA.
4102000000	904	SIGN ERECTION, TYPE E	130 EA.
4108000000	904	SIGN ERECTION, TYPE F	12 EA.
4109000000	904	SIGN ERECTION, TYPE A (OVERHEAD)	1 EA.
4109000000	904	SIGN ERECTION, TYPE B (OVERHEAD)	1 EA.
4110000000	904	SIGN ERECTION, TYPE A (GROUND MOUNTED)	30 EA.

SUMMARY OF QUANTITIES


ITEM NO.	ITEM DESCRIPTION	QUANTITY	UNIT
DESC. NO.	SECT. NO.		
4110000000	904	SIGN ERECTION, TYPE B (GROUND MOUNTED)	10 EA.
4114000000	904	SIGN ERECTION, MILEMARKERS	6 EA.
4116100000	904	SIGN ERECTION, RELOCATE SIGN TYPE A (GROUND MOUNTED)	13 EA.
4116100000	904	SIGN ERECTION, RELOCATE SIGN TYPE B (GROUND MOUNTED)	1 EA.
4116100000	904	SIGN ERECTION, RELOCATE SIGN TYPE D	5 EA.
4138000000	907	DISPOSAL OF SUPPORT, STEEL BEAM	12 EA.
4151000000	907	STOCKPILE SIGN SYSTEM, STEEL BEAM	2 EA.
4152000000	907	DISPOSAL OF SIGN SYSTEM, STEEL BEAM	31 EA.
4155000000	907	DISPOSAL OF SIGN SYSTEM, U-CHANNEL	105 EA.
4234000000	907	DISPOSAL OF SIGN, A OR B (OVERHEAD)	2 EA.
4251000000	907	DISPOSAL OF LIGHTING SYSTEM	1 EA.
4263000000	907	DISPOSAL OF WALKWAY	1 EA.
4149000000	907	DISPOSAL OF SIGN SYSTEM, OVERHEAD	8 EA.
4192000000	907	DISPOSAL OF SUPPORT, U-CHANNEL	5 EA.

INDEX

SHEET NO.	DESCRIPTION
SIGN-1	TITLE SHEET
SIGN-2-2E	SUPPORT INFORMATION AND GROUND MOUNT SHEETS
SIGN-3-3B	E AND F SHEETS
SIGN-4-4Q	SIGN DESIGNS
SIGN-5-5Q	OVERHEAD DETAILS
SIGN-6-29	SIGN DETAIL SHEETS

PLAN PREPARED BY: N.C.D.O.T. SIGNING AND DELINEATION UNIT

A. I. ALQUDWAH, P.E. SIGNING & DELINEATION REGIONAL ENGINEER
J. G. MARTINEZ SIGNING & DELINEATION PROJECT DESIGN ENGINEER



T.I.P.: I-3819A

CONTRACT: C202602

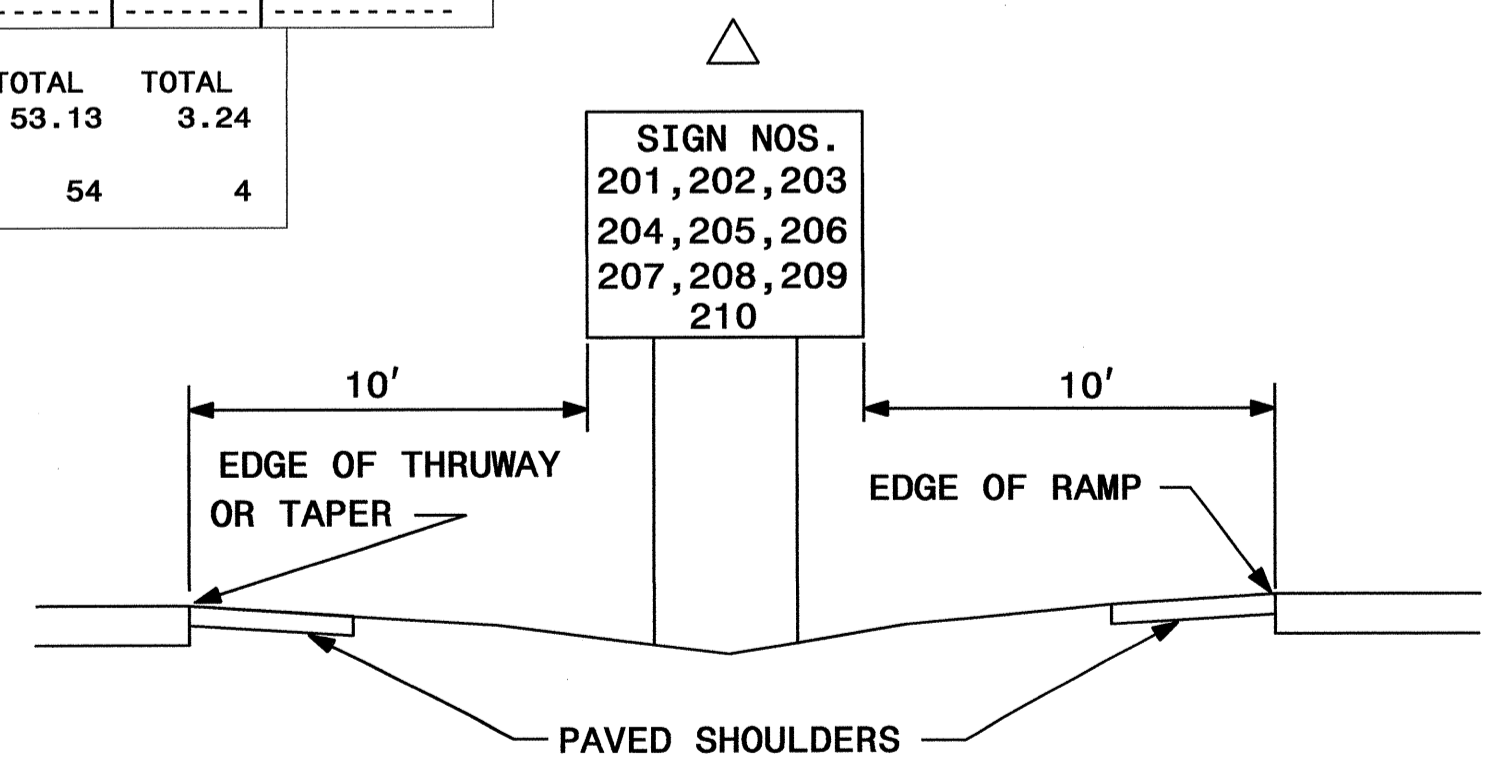
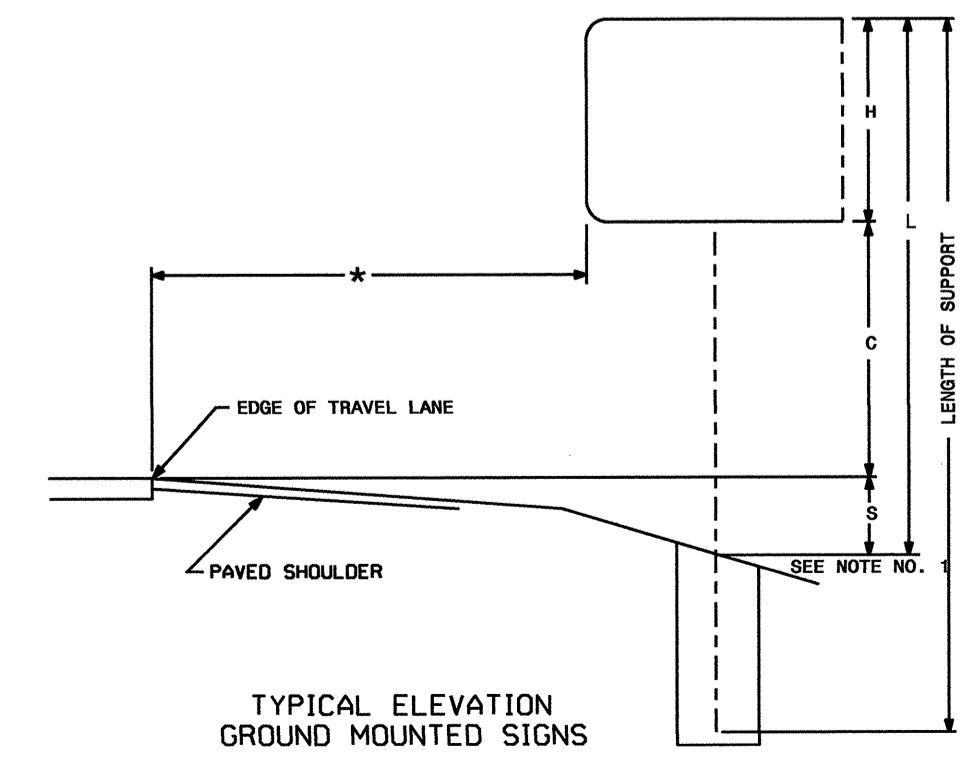
TIP NO. I-3819A	SHEET NO. SIGN-2A
APPROVED: <i>[Signature]</i>	
DATE: 3/26-12	
SEAL	

201	A	78	X60	72+00+/- L	2	S3x5.7	BA	N/A	N/A	△	5.00	7.00	3.5	0.50	12.50	16.00	0.00	0.00	0.00	0.50	12.50	16.00	1	4	217.93	0.00	0.00	0.23	
202	A	78	X60	21+00+-Y4RPA	2	S3x5.7	BA	N/A	N/A	△	5.00	7.00	3.5	0.50	12.50	16.00	0.00	0.00	0.00	0.50	12.50	16.00	1	4	217.93	0.00	0.00	0.23	
203	A	102	X60	119+48 +/- L	2	S3x5.7	BA	N/A	N/A	△	5.00	7.00	4	0.50	12.50	16.50	0.00	0.00	0.00	0.50	12.50	16.50	1	4.5	223.63	0.00	0.00	0.26	
204	A	102	X60	134+40 +/- L	2	S3x5.7	BA	N/A	N/A	△	5.00	7.00	4	0.50	12.50	16.50	0.00	0.00	0.00	0.50	12.50	16.50	1	4.5	223.63	0.00	0.00	0.26	
205	A	102	X60	128+00 +/- L	2	S3x5.7	BA	N/A	N/A	△	5.00	7.00	4	0.50	12.50	16.50	0.00	0.00	0.00	0.50	12.50	16.50	1	4.5	223.63	0.00	0.00	0.26	
206	A	102	X60	157+41 +/- Y	2	S3x5.7	BA	N/A	N/A	△	5.00	7.00	4	0.50	12.50	16.50	0.00	0.00	0.00	0.50	12.50	16.50	1	4.5	223.63	0.00	0.00	0.26	
207	A	102	X60	142+78 +/- Y	2	S3x5.7	BA	N/A	N/A	△	5.00	7.00	4	0.50	12.50	16.50	0.00	0.00	0.00	0.50	12.50	16.50	1	4.5	223.63	0.00	0.00	0.26	
208	A	66	X78	27+55+/-YRPD	2	S3x5.7	BA	N/A	N/A	△	6.50	7.00	3.5	0.50	14.00	17.50	0.00	0.00	0.00	0.50	14.00	17.50	1	4	235.03	0.00	0.00	0.23	
209	A	102	X60	148+40 +/- L	2	S3x5.7	BA	N/A	N/A	△	5.00	7.00	4	0.50	12.50	16.50	0.00	0.00	0.00	0.50	12.50	16.50	1	4.5	223.63	0.00	0.00	0.26	
210	A	78	X60	128+30 +/- Y	2	S3x5.7	BA	N/A	N/A	△	5.00	7.00	3.5	0.50	12.50	16.00	0.00	0.00	0.00	0.50	12.50	16.00	1	4	217.93	0.00	0.00	0.23	
901	A	246	X78	27+55 +/- L	3	W6x12	BA	N/A	N/A	△	18.00	6.50	7.00	4.5	0.07	13.57	18.07	0.42	13.92	18.42	2.24	15.74	20.24	1.5	5	808.74	0.00	0.98	0.00
902	A	180	X120	39+00 +/- L	2	W8x21	BA	N/A	N/A	△	18.00	10.00	8.96	5.5	2.37	21.33	26.83	0.00	0.00	0.00	-1.96	17.00	22.50	2	6	1221.53	0.00	1.40	0.00
903A	B	114	X24																										
903B	A	198	X24	45+28 +/- L	2	W18x35	BA	1-R	N/A	△	18.00	13.00	9.48	6.5	2.35	24.83	31.33	0.00	0.00	0.00	-2.48	20.00	26.50	3	7	2572.87	0.00	3.67	0.00
903C	A	198	X156																										
904	A	72	X102	SEE SHEET 19	2	W6x12	BA	N/A	N/A	△	12.00	8.50	7.00	4	2.92	18.42	22.42	0.00	0.00	0.00	1.75	17.25	21.25	1.5	4.5	609.40	0.00	0.59	0.00
905	A	90	X102	SEE SHEET 19	2	W6x12	BA	N/A	N/A	△	12.00	8.50	7.00	4.5	2.92	18.42	22.92	0.00	0.00	0.00	1.75	17.25	21.75	1.5	5	621.40	0.00	0.65	0.00
906	A	90	X72	SEE SHEET 19	2	S4x7.7	BA	N/A	N/A	△	12.00	6.00	7.00	4	2.33	15.33	19.33	0.00	0.00	0.00	1.17	14.17	18.17	1	4.5	329.36	0.00	0.00	0.26
907	A	90	X72	SEE SHEET 20	2	W6x9	BA	N/A	N/A	△	12.00	6.00	10.33	3.5	-2.67	13.66	17.16	0.00	0.00	0.00	-3.33	13.00	16.50	1.5	4	366.06	0.00	0.52	0.00
908	A	90	X102	SEE SHEET 20	2	W6x12	BA	N/A	N/A	△	12.00	8.50	11.42	4.5	-2.58	17.34	21.84	0.00	0.00	0.00	-4.42	15.50	20.00	1.5	5	587.44	0.00	0.65	0.00
909	A	72	X102	SEE SHEET 20	2	W6x9	BA	N/A	N/A	△	12.00	8.50	8.25	4	-0.25	16.50	20.50	0.00	0.00	0.00	-1.25	15.50	19.50	1.5	4.5	423.12	0.00	0.59	0.00
910	A	180	X144	17+00+-YRPD	2	W10x26	BA	N/A	N/A	△	18.00	12.00	7.00	6	4.53	23.53	29.53	0.00	0.00	0.00	5.12	24.12	30.12	2.50	6.5	1839.04	0.00	2.36	0.00
911	A	180	X144	22+00+-YRPD	2	W10x26	BA	N/A	N/A	△	18.00	12.00	7.00	6	6.34	25.34	31.34	0.00	0.00	0.00	7.52	26.52	32.52	2.50	6.5	1948.50	0.00	2.36	0.00
912	A	180	X162	51+40+-L	2	W8x21	BA	N/A	N/A	△	18.00	13.50	7.00	6	0.33	20.83	26.83	0.00	0.00	0.00	0.50	21.00	27.00	2	6.5	1316.05	0.00	1.51	0.00

TOTAL	29951.29	TOTAL	8819.18	TOTAL	53.13	TOTAL	3.24
USE:	29952	8820	54	4			


NOTES

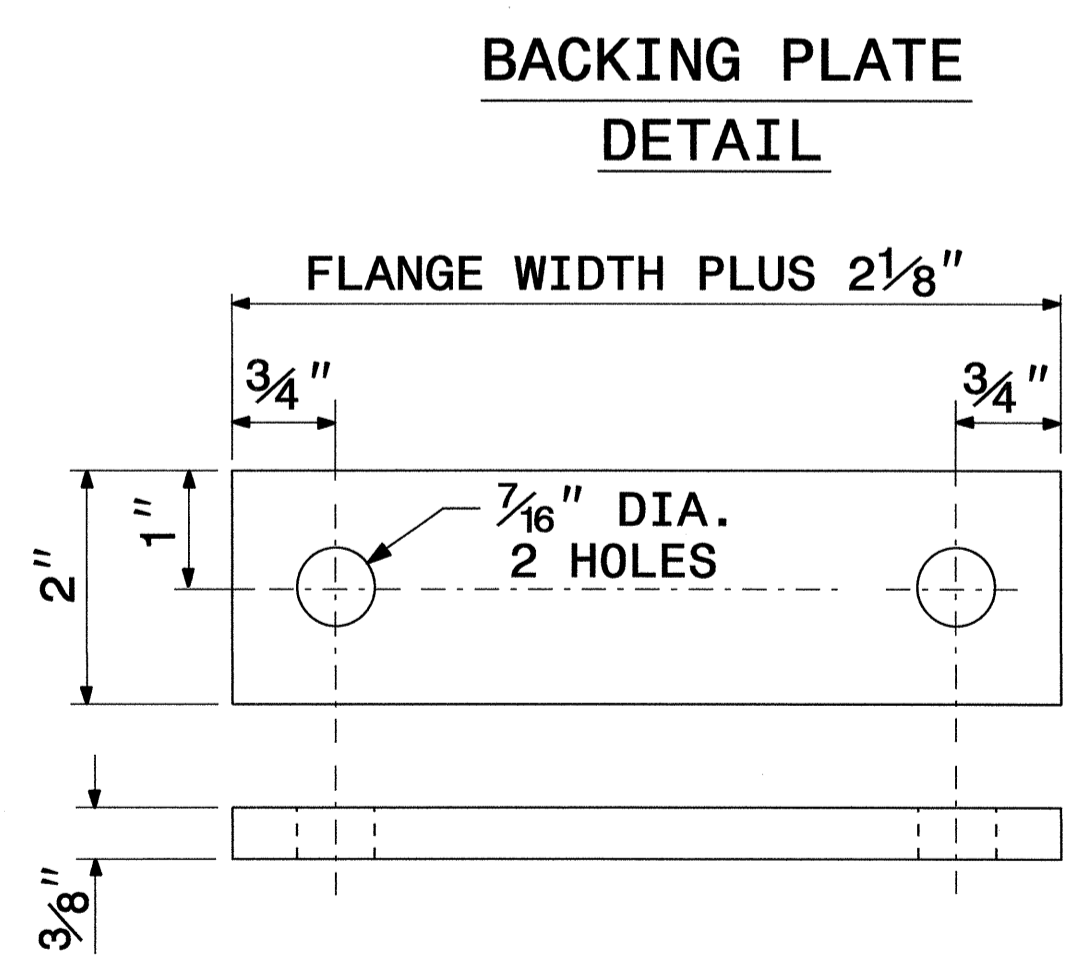
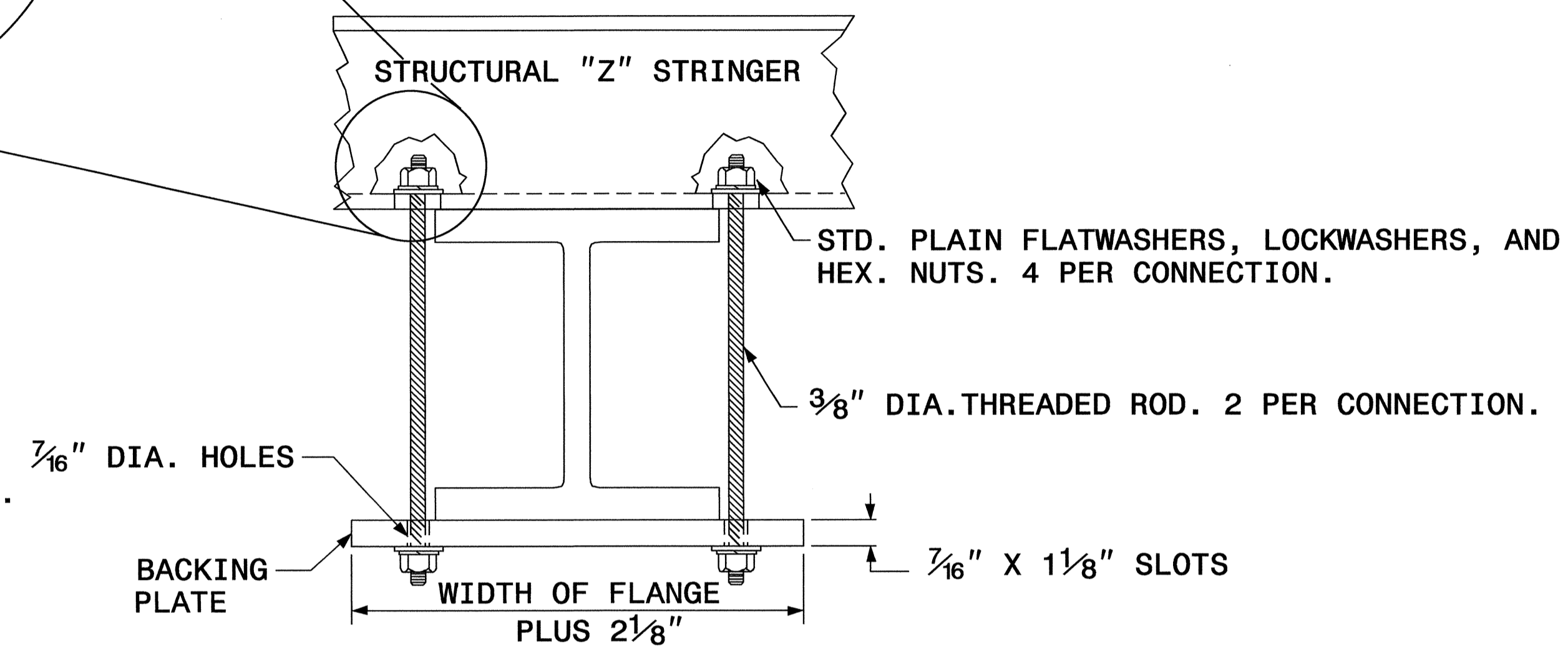
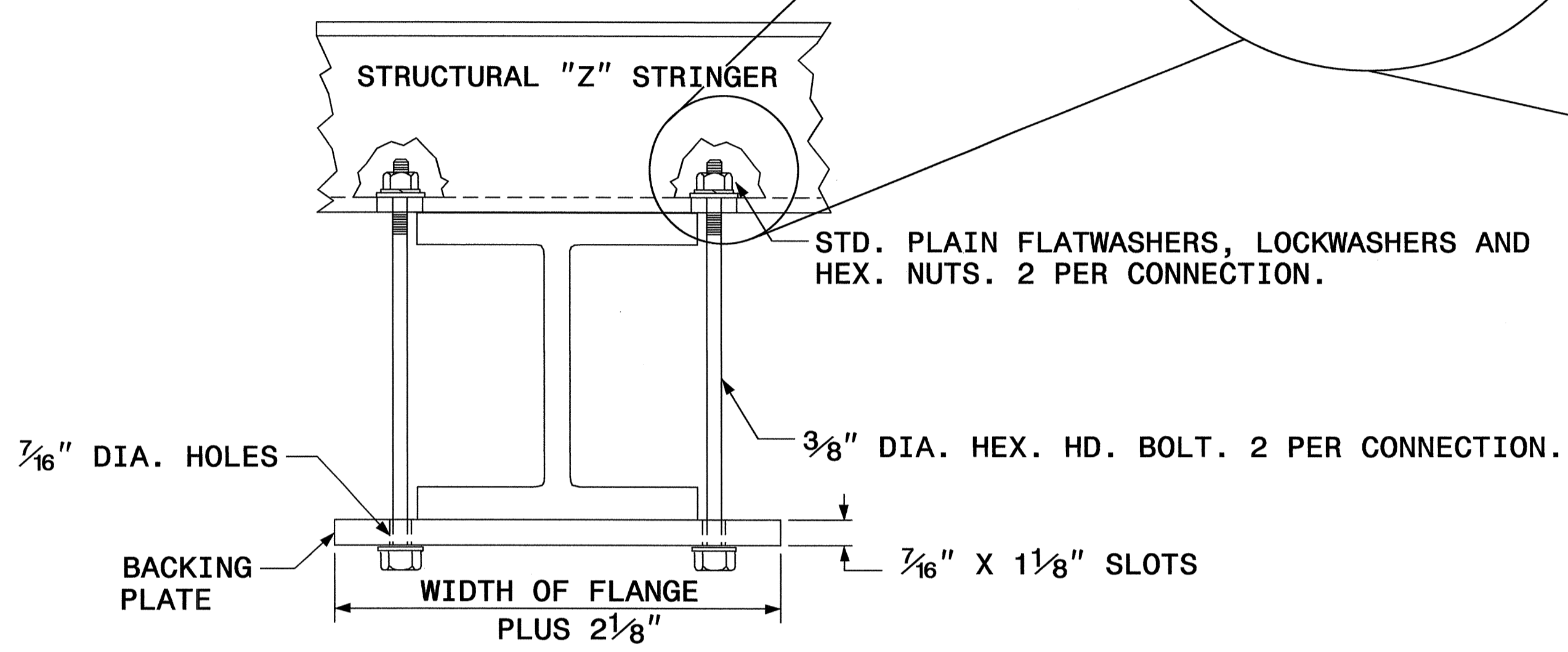
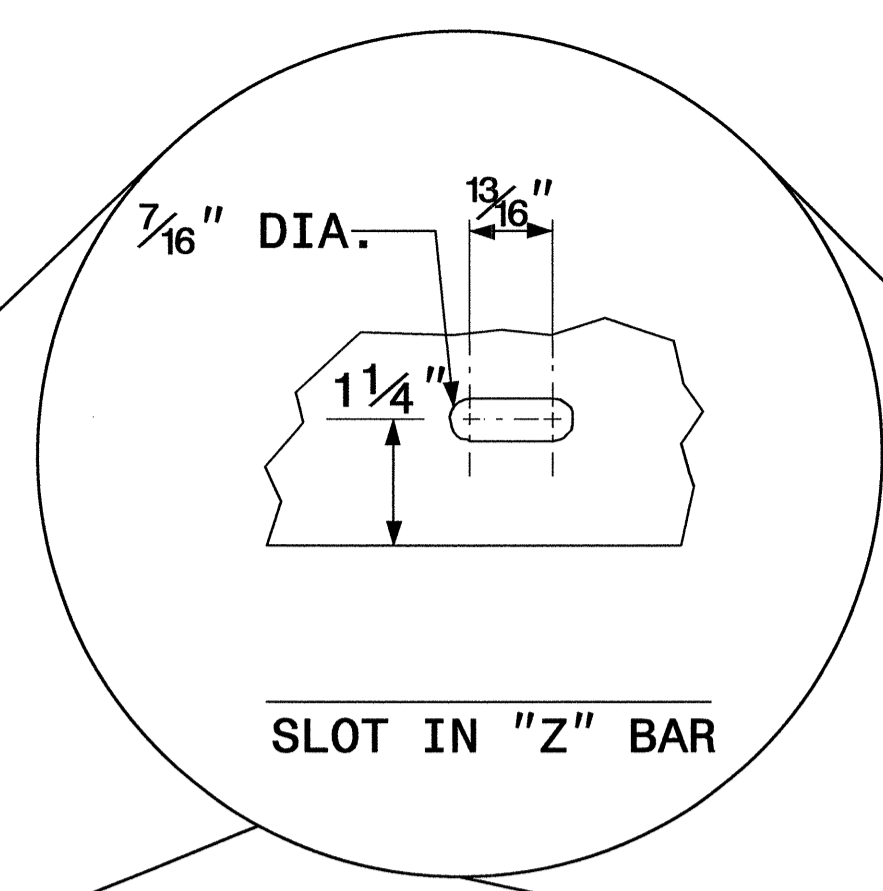
- DIMENSION "S" REPRESENTS AN INCREASE (+), OR A DECREASE (-) IN POLE LENGTH, RELATIVE TO THE ELEVATION OF THE EDGE OF PAVEMENT.
- FIELD VERIFICATIONS SHALL BE REQUIRED FOR ALL SUPPORTS, SEE (*) ARTICLE 903-3. FABRICATORS SHALL BE AISC CERTIFIED IN CATEGORY 1, SEE (*) ARTICLE 1072-1. (*) = N.C.D.O.T. STANDARD SPECIFICATIONS FOR ROADS AND STRUCTURES
- PLAN LOCATIONS FOR EXISTING UTILITIES ARE BASED ON THE BEST AVAILABLE INFORMATION AND, THEREFORE MAY NOT BE PRECISELY ACCURATE. THEREFORE, IT IS INCUMBENT UPON THE CONTRACTOR TO DETERMINE THE EXACT LOCATION OF UTILITIES BEFORE BEGINNING WORK IN A LOCATION.



TYPE "A" AND TYPE "B" GROUND MOUNTED SIGNS

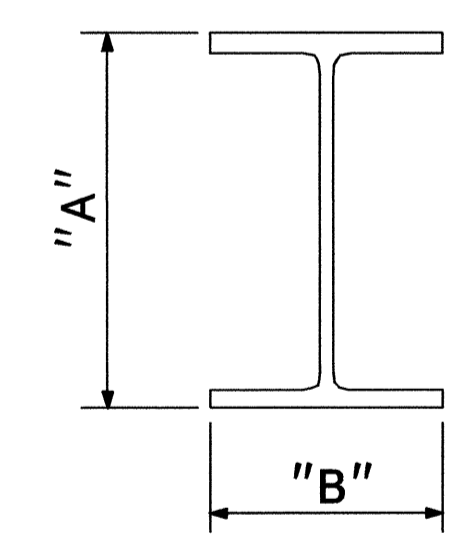
25-MAR-2012 09:36 P:\IP\Projects\12247795\Signing\CADD\Quantities & GM Signs\I-3819A_02.txd

TIP NO. L-3819A	SHEET NO. SIGN-28
APPROVED: <i>[Signature]</i>	
DATE: 12-29-10	
SEAL	
	



1. THE SUPPORT MOUNTING DETAIL SHOWS A "W" OR "S" BEAM. THIS DETAIL IS ALSO USED FOR MOUNTING SIGNS TO WOOD OR SQUARE TUBE SUPPORTS.
2. USE GALVANIZED STEEL FOR BACKING PLATES AND MOUNTING BOLTS IN ACCORDANCE WITH ASTM A123.
3. SEE NCDOT STANDARD SPECIFICATIONS FOR ROADS AND STRUCTURES FOR TYPE OF MATERIAL TO BE USED FOR SIGN HANGER ASSEMBLIES AND SUPPORTS.
4. USE GALVANIZED STEEL FOR MOUNTING BOLTS AND THREADED RODS IN COMPLIANCE WITH ASTM A307 AND ASTM A153.

SIGN SUPPORTS SECTION DIMENSIONS

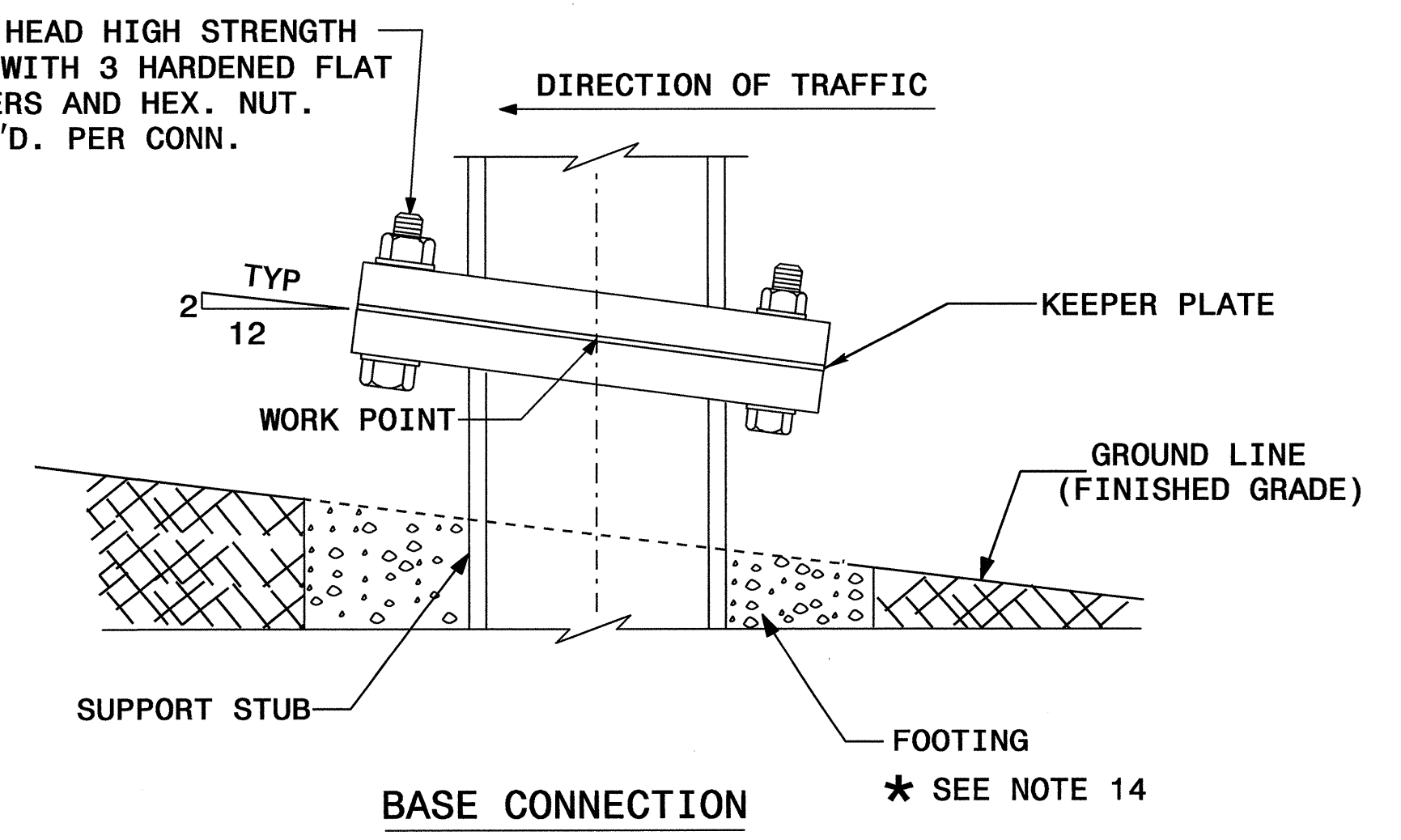
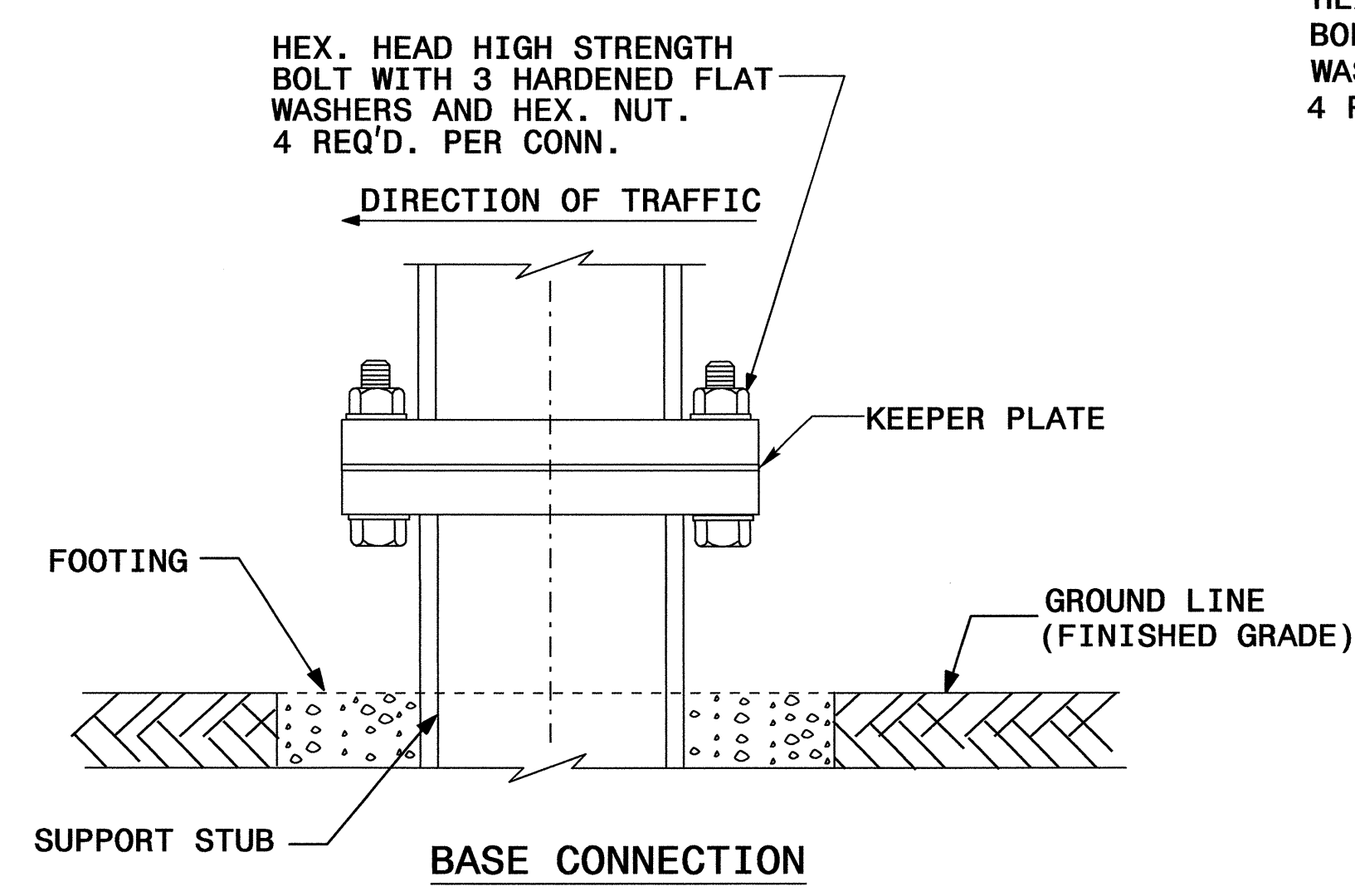
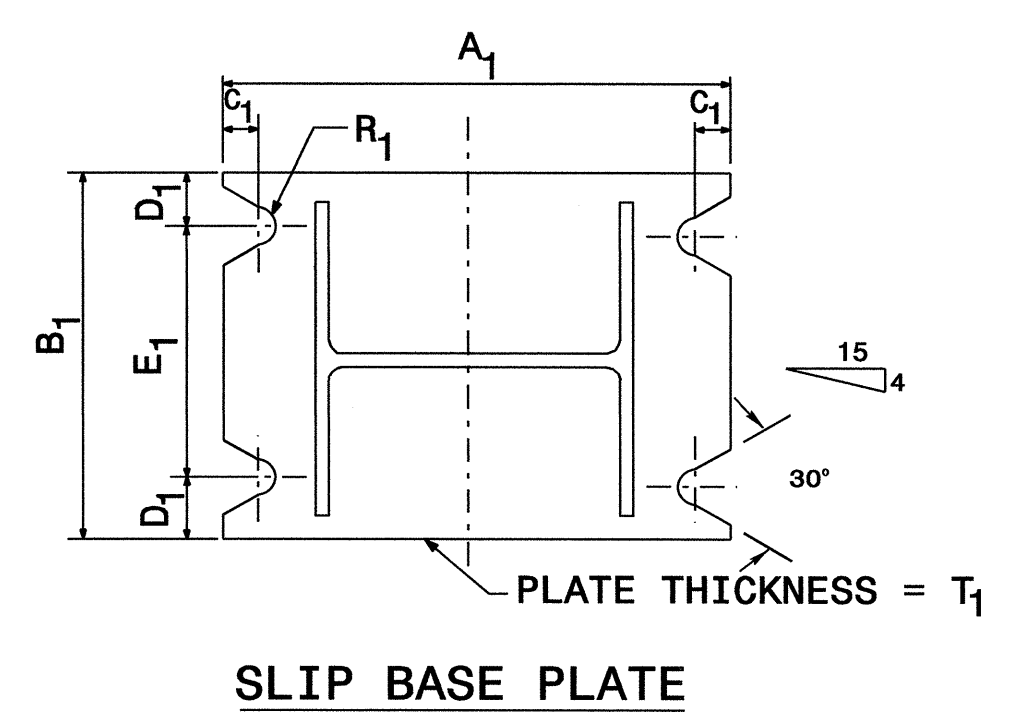
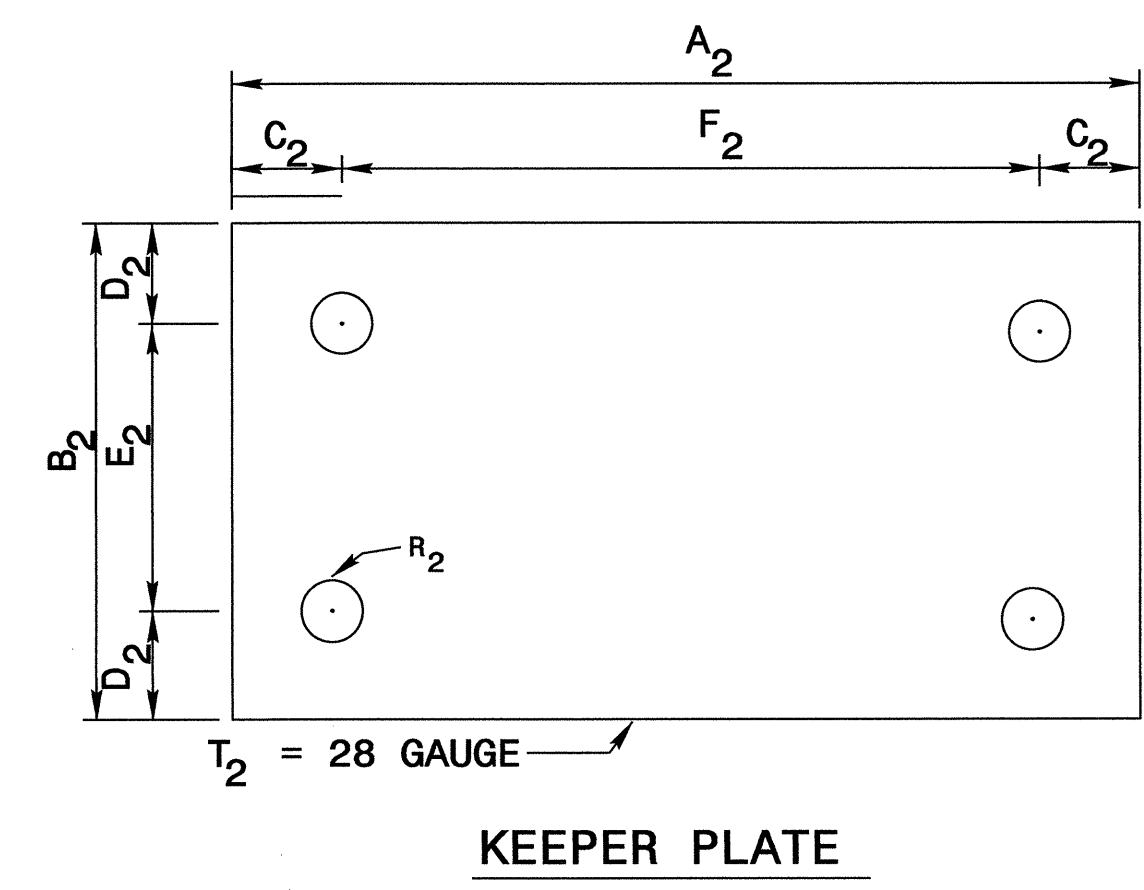
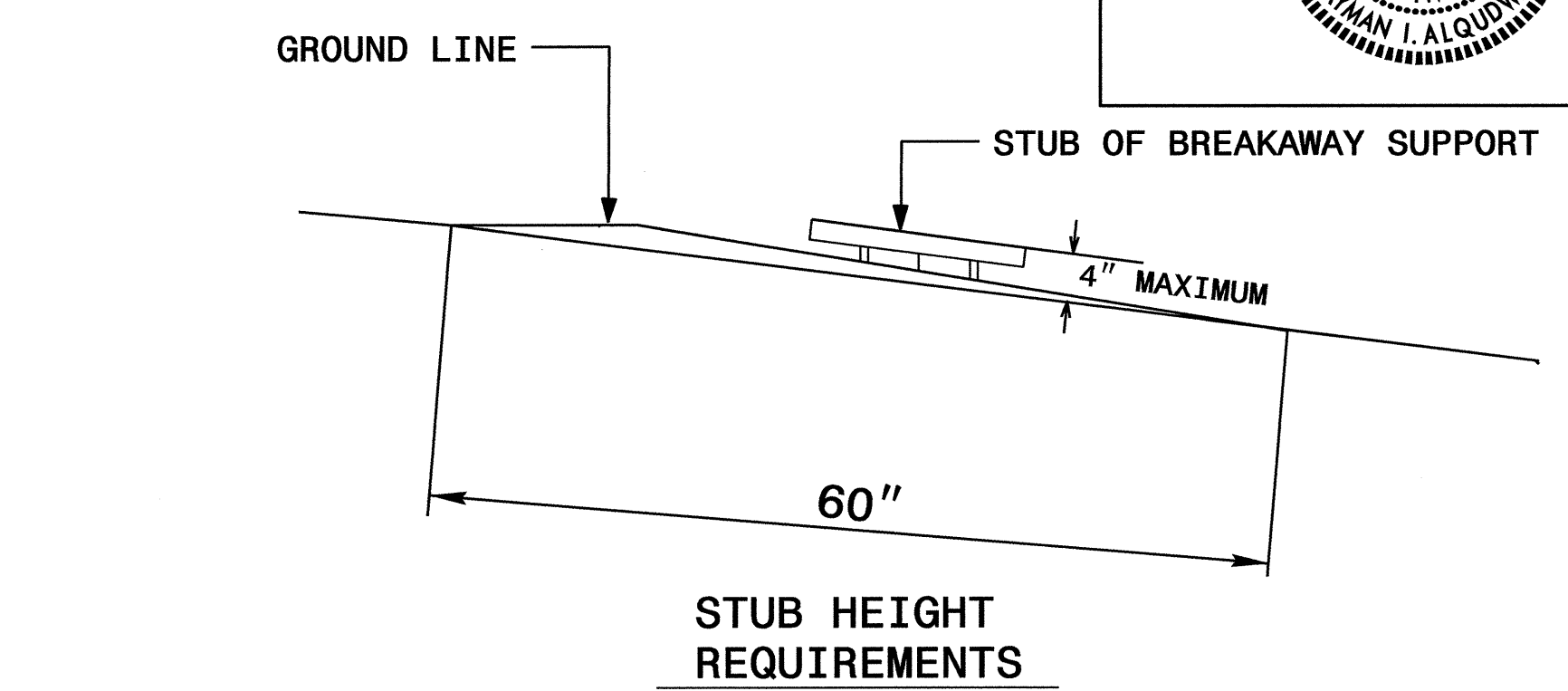
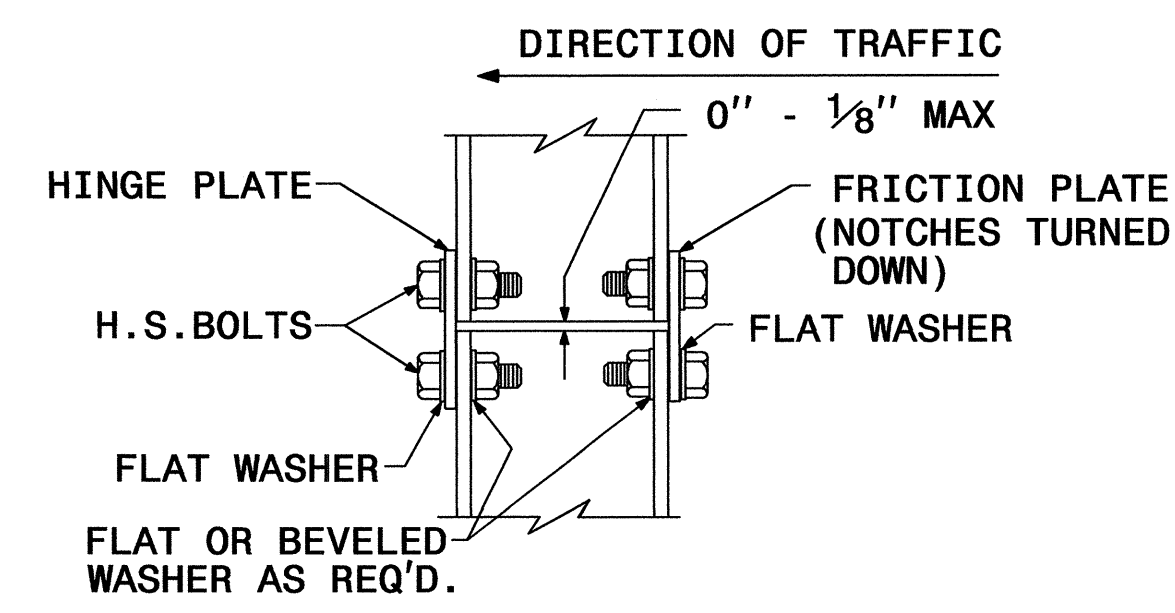
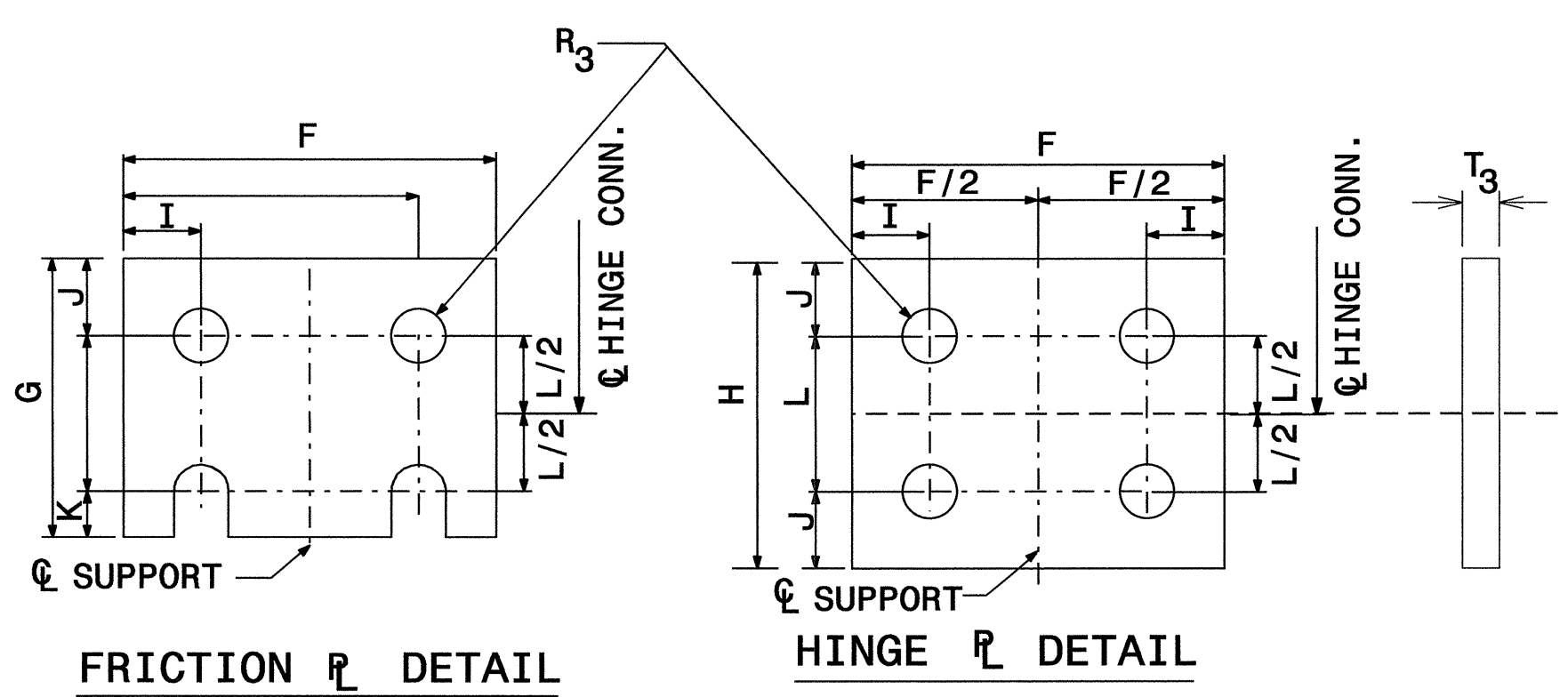
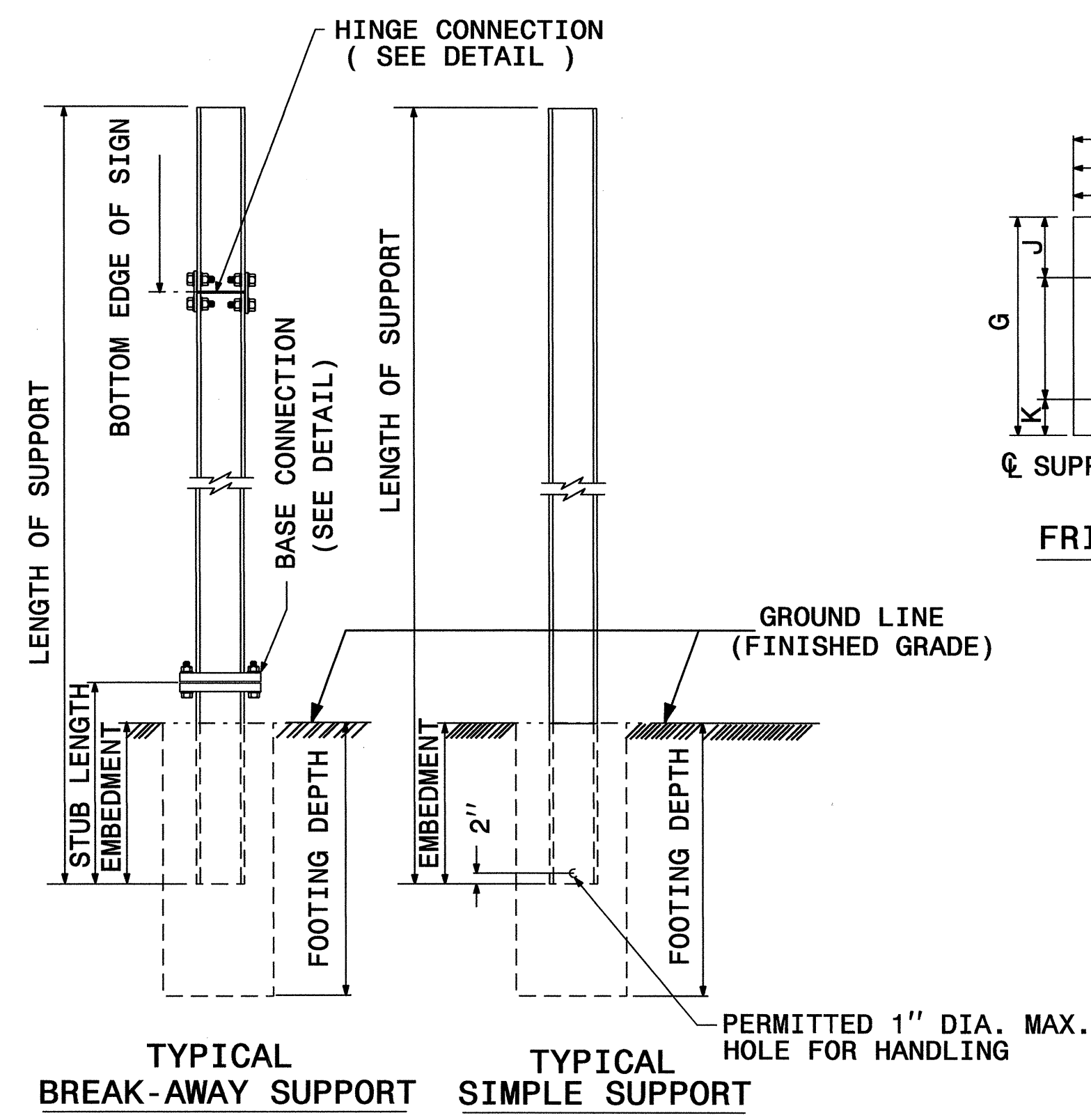


SECTION	A	B
S3 X 5.7	3"	2 3/8"
S4 X 7.7	4"	2 5/8"
W6 X 9	6"	4"
W6 X 12	6"	4"
W6 X 16	6 1/4"	4"
W8 X 18	8 1/8"	5 1/4"
W8 X 21	8 1/4"	5 1/4"
W10 X 22	10 1/8"	5 3/4"
W10 X 26	10 3/8"	5 3/4"
W12 X 26	12 1/4"	6 1/2"
W14 X 30	13 7/8"	6 3/4"
W16 X 31	15 7/8"	5 1/2"
W18 X 35	17 3/4"	6"
W18 X 40	17 7/8"	6"
W21 X 44	20 5/8"	6 1/2"

SIGN MOUNTING DETAILS

28 DEC 2010 06:47
 P:\VFP\Projects\13819A\Traffic\Signing\CA00\Quantities & CM Signs\1-3819A_01tes.dgn
 jsmar-tinez AT 1E247796

TIP NO. I-3819A	SHEET NO. SIGN-2C
APPROVED: <i>[Signature]</i>	
DATE: 12-29-10	
SEAL	




GROUND MOUNTED SIGN SUPPORT

SEE SHEET SIGN-2D FOR DIMENSIONS.
SEE SHEET SIGN-2E FOR NOTES.

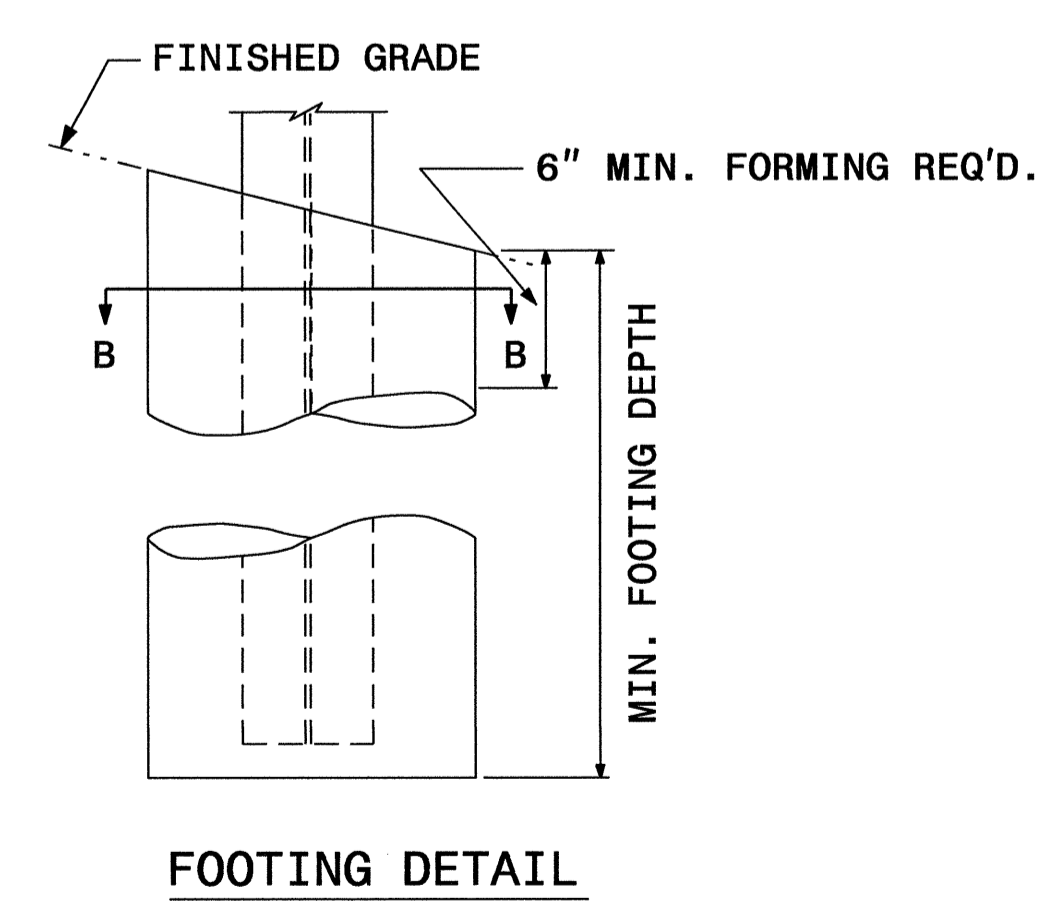
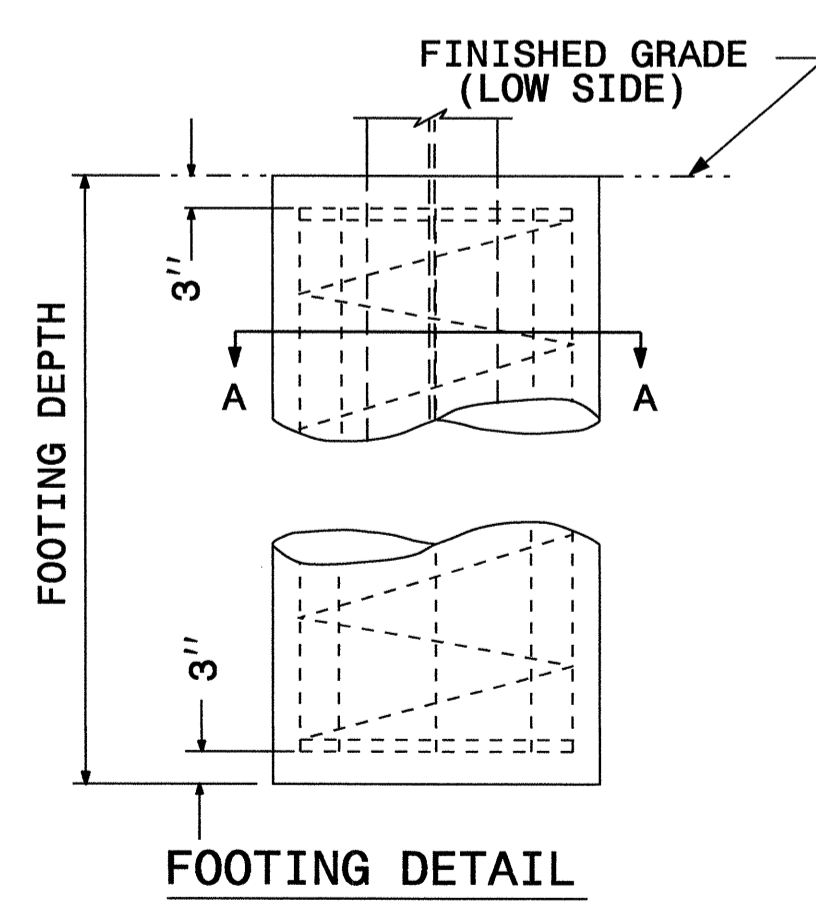
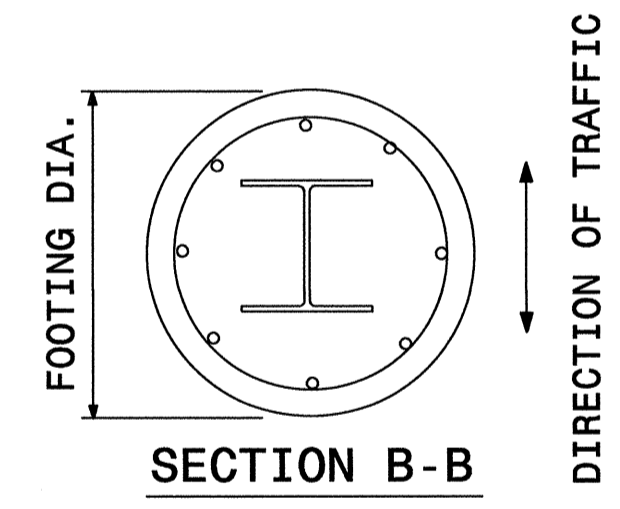
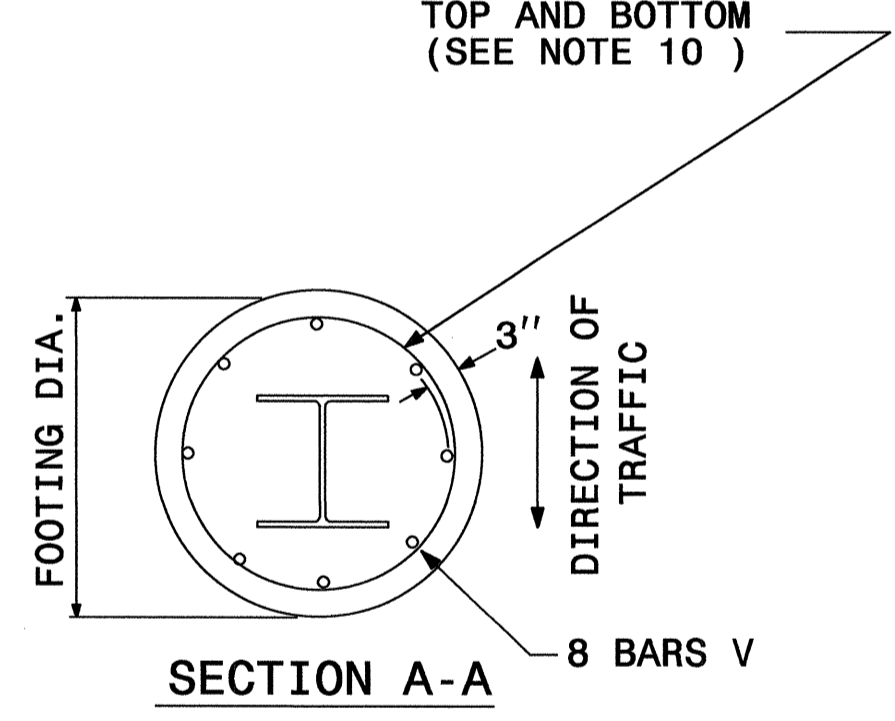
20 DEC 2010 06:47 P:\p\p\projects\I-3819A\Traffic\Signing\CADD\Quantities & CM Signs\I-3819A 0ties.dgn jgmar-tinez AT 1E247795

TIP NO. I-3819A	SHEET NO. SIGN-2D
APPROVED: <i>[Signature]</i>	
DATE: 12-29-10	
SEAL	



BEAM SHAPE	SLIP BASE PLATE DATA								KEEPER PLATE DATA								HINGE CONNECTION DATA								BREAK AWAY SUPPORT WEIGHT CONSTANT LBS.	
	BOLT SIZE	A ₁	B ₁	C ₁	D ₁	E ₁	T ₁	R ₁	A ₂	B ₂	C ₂	D ₂	E ₂	R ₂	T ₂	BOLT SIZE	F	G	H	I	J	K	L	R ₃		T ₃
S3X5.7	1/2"DIA.X 3"	7"	4"	1"	3/4"	2 1/2"	1"	9/32"	7"	4"	1"	3/4"	2 1/2"	9/32"	28 GAUGE	1/2"DIA.X1 1/4"	2 1/4"	3 1/2"	4"	1 1/2"	1"	1 1/2"	2"	9/32"	3/8"	18
S4X7.7	1/2"DIA.X 3"	8"	4"	1"	3/4"	2 1/2"	1"	9/32"	8"	4"	1"	3/4"	2 1/2"	9/32"	28 GAUGE	1/2"DIA.X1 1/4"	2 5/8"	3 1/2"	4"	1 1/2"	1"	1 1/2"	2"	9/32"	3/8"	20
W6X9	1/2"DIA.X 3"	10"	5"	1"	3/4"	3 1/2"	1"	9/32"	10"	5"	1"	3/4"	3 1/2"	9/32"	28 GAUGE	1/2"DIA.X1 1/4"	4"	3 1/2"	4"	3/4"	1"	1 1/2"	2"	9/32"	3/8"	32
W6X12	5/8"DIA.X3 3/4"	11"	5"	1 1/4"	7/8"	3 1/4"	1 1/4"	1 1/32"	11"	5"	1 1/4"	7/8"	3 1/4"	1 1/32"	28 GAUGE	5/8"DIA.X2 1/4"	4"	4"	4 1/2"	3/4"	1 1/8"	5/8"	2 1/4"	1 1/32"	3/8"	39
W6X16	5/8"DIA.X3 3/4"	12"	6"	1 1/4"	7/8"	4 1/4"	1 1/2"	1 1/32"	12"	6"	1 1/4"	7/8"	4 1/4"	1 1/32"	28 GAUGE	5/8"DIA.X2 1/2"	4"	4"	4 1/2"	3/4"	1 1/8"	5/8"	2 1/4"	1 1/32"	1/2"	47
W8X18	5/8"DIA.X 4 1/4"	13 1/2"	6 1/2"	1 1/4"	7/8"	4 3/4"	1 1/2"	1 1/32"	13 1/2"	6 1/2"	1 1/4"	7/8"	4 3/4"	1 1/32"	28 GAUGE	5/8"DIA.X2 1/2"	5 1/4"	4"	4 1/2"	1"	1 1/8"	5/8"	2 1/4"	1 1/32"	1/2"	70
W8X21	3/4"DIA.X 4 1/4"	14"	7"	1 1/2"	1"	5"	1 1/2"	1 3/32"	14"	7"	1 1/2"	1"	5"	1 3/32"	28 GAUGE	3/4"DIA.X2 3/4"	5 1/4"	6"	7"	1"	1 3/4"	3/4"	3 1/2"	1 3/32"	1/2"	73
W10X22	3/4"DIA.X 4 1/4"	16"	8"	1 1/2"	1"	6"	1 1/2"	1 3/32"	16"	8"	1 1/2"	1"	6"	1 3/32"	28 GAUGE	3/4"DIA.X2 3/4"	5 3/4"	6"	7"	1"	1 3/4"	3/4"	3 1/2"	1 3/32"	1/2"	119
W10X26	3/4"DIA.X4 3/4"	16 1/2"	8"	1 1/2"	1"	6"	1 3/4"	1 3/32"	16 1/2"	8"	1 1/2"	1"	6"	1 3/32"	28 GAUGE	3/4"DIA.X2 3/4"	5 3/4"	6"	7"	1"	1 3/4"	3/4"	3 1/2"	1 3/32"	5/8"	140
W12X26	3/4"DIA.X4 3/4"	18 1/2"	9"	1 1/2"	1"	7"	1 3/4"	1 3/32"	18 1/2"	9"	1 1/2"	1"	7"	1 3/32"	28 GAUGE	3/4"DIA.X2 3/4"	6 1/2"	6"	7"	1"	1 3/4"	3/4"	3 1/2"	1 3/32"	5/8"	176
W14X30	1"DIA.X 5"	22"	9"	2"	1 1/2"	6"	2"	1 7/32"	22"	9"	2"	1 1/2"	6"	1 7/32"	28 GAUGE	1"DIA.X3"	6 3/4"	7"	8"	1 1/4"	2"	1"	4"	1 7/32"	5/8"	205
W16X31	1"DIA.X 5"	24"	9"	2"	1 1/2"	6"	2"	1 7/32"	24"	9"	2"	1 1/2"	6"	1 7/32"	28 GAUGE	1"DIA.X3 1/4"	5 1/2"	7"	8"	1 1/4"	2"	1"	4"	1 7/32"	3/4"	223
W18X35	1"DIA.X 5"	25"	9"	2"	1 1/2"	6"	2"	1 7/32"	25"	9"	2"	1 1/2"	6"	1 7/32"	28 GAUGE	1"DIA.X3 1/4"	6"	7"	8"	1 1/4"	2"	1"	4"	1 7/32"	3/4"	243
W18X40	1"DIA.X5 1/2"	26"	9"	2"	1 1/2"	6"	2 1/4"	1 7/32"	26"	9"	2"	1 1/2"	6"	1 7/32"	28 GAUGE	1"DIA.X3 3/4"	6"	7"	8"	1 1/4"	2"	1"	4"	1 7/32"	7/8"	278
W21X44	1"DIA.X5 1/2"	29"	9"	2"	1 1/2"	6"	2 1/2"	1 7/32"	29"	9"	2"	1 1/2"	6"	1 7/32"	28 GAUGE	1"DIA.X3 3/4"	6 1/2"	7"	8"	1 1/4"	2"	1"	4"	1 7/32"	7/8"	310

2" FLAT TURNS
TOP AND BOTTOM
(SEE NOTE 10)





FOUNDATION DATA *		
FOOTING DIAMETER	REINFORCEMENT	SPIRAL BAR
1' 6"	8 # 6 BARS	#3 BAR, 3" PITCH
2'	8 # 7 BARS	#3 BAR, 3" PITCH
2' 6"	8 # 9 BARS	#3 BAR, 3" PITCH
3'	8 # 11 BARS	#3 BAR, 3" PITCH
3' 6"	8 # 12 BARS	#3 BAR, 3" PITCH
4'	8 # 14 BARS	#3 BAR, 3" PITCH

* FOUNDATION DIMENSIONS ARE SHOWN IN PLANS
SEE SHEET SIGN-2E FOR NOTES.

GROUND MOUNTED SIGN SUPPORT

28 DEC 2010 06:47 P:\VFP\Projects\I-3819A\Traffic\Signing\CA00\Quantities & CM Signs\I-3819A 0ties.dgn [E247795] jgmer-tinez

TIP NO. I-3819A	SHEET NO. SIGN-2E
APPROVED: 	
DATE: 12-29-10	
SEAL	
	

NOTES:

1. DESIGN CONFORMS WITH THE SPECIFICATIONS FOR THE DESIGN AND CONSTRUCTION OF STRUCTURAL SUPPORTS FOR HIGHWAY SIGNS - A.A.S.H.T.O.
2. USE MATERIALS, FABRICATE AND ERECT SIGNS AND SUPPORTS THAT CONFORM TO THE NORTH CAROLINA DEPARTMENT OF TRANSPORTATION STANDARD SPECIFICATIONS FOR ROADS AND STRUCTURES.
3. USE HIGH STRENGTH BOLTS, NUTS AND WASHERS THAT CONFORM TO A.S.T.M. A-325 AND THAT ARE GALVANIZED IN ACCORDANCE WITH A.S.T.M. A-153.
4. USE BACKING PLATES, SLIP BASE PLATES, FRICTION PLATES, AND HINGE PLATES THAT CONFORM TO A.S.T.M. A-36 AND THAT ARE GALVANIZED IN ACCORDANCE WITH A.S.T.M. A-123 PRIOR TO GALVANIZING, GRIND SMOOTH ANY METAL PROJECTION BEYOND THE PLATE FACE. KEEPER PLATES SHALL BE MANUFACTURED FROM 28 GAUGE SHEET STEEL THAT CONFORMS TO A.S.T.M. A-36 AND IS GALVANIZED IN ACCORDANCE WITH A.S.T.M. A-123
5. ASSEMBLE HINGE CONNECTIONS IN THE SHOP. SHOP TIGHTEN BOLTS BY USE OF EITHER A CALIBRATED POWER WRENCH OR A MANUAL TORQUE WRENCH. TIGHTEN EACH HINGE CONNECTION BOLT TO 1/3 PAST SNUG.
6. BASE PLATES DETAILS ARE FOR INSTALLATIONS ON THE RIGHT SHOULDER AND IN GORE AREAS.
7. ASSEMBLE UPPER SUPPORT TO STUB AS SHOWN IN DETAIL. SLIP BASE PLATES SHALL BE FILLET WELDED ONTO POSTS ALL AROUND THE STRUCTURAL SHAPE SO AS TO INSURE NO LOSS OF STRENGTH. ASSEMBLE IN EITHER SHOP OR FIELD. 28 GAUGE KEEPER PLATE IS PLACED BETWEEN SLIP BASE PLATES TO PREVENT BOLT SLIPPING. TIGHTEN BOLTS TO THE FOLLOWING PRESCRIBED TORQUE:

BOLT DIAMETER	TORQUE (LB. FT.)
1/2"	9
5/8"	22
3/8"	37
1"	48


COMPLETELY ASSEMBLE B/A POSTS PRIOR TO ERECTION. B/A POST TO BE SET IN ONE PIECE. AFTER SUPPORT HAS BEEN ERECTED AND THE CONCRETE FOOTINGS HAS CURED AT LEAST 48 HRS., CLEAN CONCRETE FROM BASE CONNECTION BOLTS THEN LOOSEN AND RETIGHTEN EACH BOLT IN A SYSTEMATIC ORDER TO THE PRESCRIBED TORQUE. DO NOT OVERTIGHTEN. BURR ALL BOLT THREADS OF BASE CONNECTIONS TO PREVENT LOOSENING.

8. USE REINFORCED FOOTINGS WITH DIMENSIONS AS SHOWN IN PLANS. WHERE SOLID ROCK IS ENCOUNTERED, THE ENGINEER DIRECTS WHETHER TO PLACE THE FOOTING AT THE PRESCRIBED DEPTH OR EXTEND IT AT LEAST TWO FEET INTO THE ROCK. CONSTRUCT ALL FOOTINGS OF CLASS A CONCRETE.
9. FORM TOP 6" OF FOOTINGS. ENGINEER APPROVES THE METHOD USED.
10. THE FINAL FLAT TURN OF SPIRAL OR HOOPS NO. 3 OR LARGER PLACED 3" FROM TOP AND BOTTOM OF FOOTING MAY BE WELDED TO VERTICAL REINFORCING BARS. NO OTHER WELDING WILL BE PERMITTED.
11. ELIMINATE HINGE CONNECTION FOR ALL SINGLE SUPPORT SIGNS.
12. DETAIL IS FOR ONE DIRECTION BREAKAWAY. WHEN PLANS REQUIRE A TWO DIRECTION BREAKAWAY, TWO FRICTION PLATES SHALL BE USED IN LIEU OF ONE FRICTION PLATE AND ONE HINGE PLATE.
13. SHAPE THE TOPS OF THE FOOTINGS TO CONFORM WITH FINISHED GROUND ELEVATIONS SUCH THAT WATER WILL NOT COLLECT AGAINST THE SUPPORTS.
14. IF THE GROUNDWATER IS ENCOUNTERED AT AN DEPTH SHALLOWER THAN 7 FEET, THE SIGN FOUNDATION MUST BE REDESIGNED BASED UPON THE ACTUAL FIELD CONDITIONS. THE FOUNDATION DESIGN DOES NOT APPLY TO VERY SOFT OR LOOSE SOIL, MUCK, WEATHERED ROCK, OR HARD ROCK.

GROUND MOUNTED SIGN SUPPORT

TIP NO. I-3819A	SHEET NO. SIGN-3
APPROVED: <i>[Signature]</i>	
DATE: 3-26-12	
SEAL	

401 QUANTITY REQ'D 9




30" X 30"
R1-1

ONE "U" POST PER SIGN

MOUNT BELOW SIGN 423
IN 1.. INSTALLATIONS


406 QUANTITY REQ'D 8



48" X 48"
W4-1 (R)

TWO "U" POSTS PER SIGN

411 QUANTITY REQ'D 8




18" X 18"
OM1-3

MOUNT BELOW SIGN 410
IN .6.. INSTALLATIONS

MOUNT BELOW SIGN 435
IN .2.. INSTALLATIONS


416 QUANTITY REQ'D 4



48" X 48"
W4-3(L)

TWO "U" POSTS PER SIGN

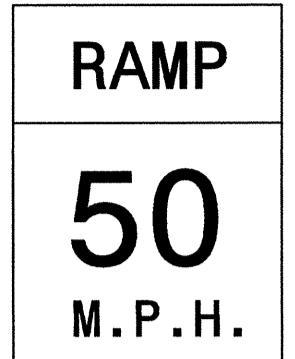
421 QUANTITY REQ'D 1



36" X 36"
W9-2(R)

ONE "U" POST PER SIGN

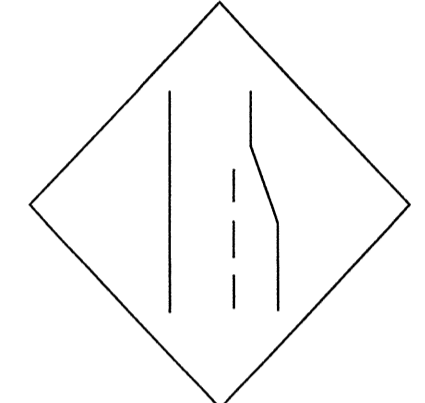
426 QUANTITY REQ'D 1



36" X 48"
W13-3

TWO "U" POSTS PER SIGN

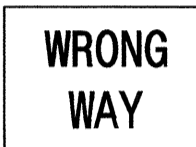
402 QUANTITY REQ'D 3



48" X 48"
W4-2(R)

TWO "U" POSTS PER SIGN


407 QUANTITY REQ'D 10



36" X 24"
R5-1a

ONE "U" POST PER SIGN


412 QUANTITY REQ'D 3



54" X 18"
R6-1 (R)

TWO "U" POSTS PER SIGN


417 QUANTITY REQ'D 1



36" X 36"
W6-1

ONE "U" POST PER SIGN

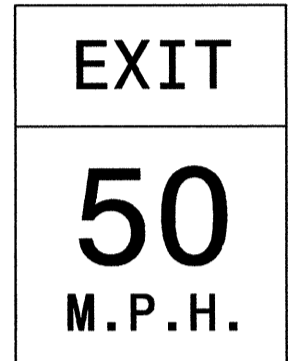
422 QUANTITY REQ'D 1



36" X 36"
W9-2(L)

ONE "U" POST PER SIGN

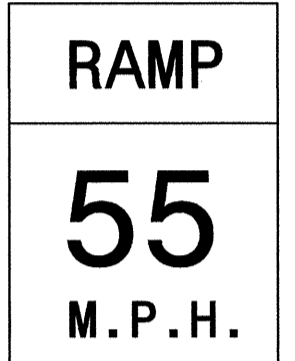
427 QUANTITY REQ'D 2



36" X 48"
W13-2

TWO "U" POSTS PER SIGN


430 QUANTITY REQ'D 1



36" X 48"
W13-3

TWO "U" POSTS PER SIGN


403 QUANTITY REQ'D 3



48" X 48"
W9-1

TWO "U" POSTS PER SIGN


408 QUANTITY REQ'D 4



30" X 30"
R5-1

ONE "U" POST PER SIGN


413 QUANTITY REQ'D 1



54" X 18"
R6-1 (L)

MOUNT BEHIND SIGN 412
IN 2.. INSTALLATIONS


418 QUANTITY REQ'D 1



36" X 36"
W6-2

ONE "U" POST PER SIGN


423 QUANTITY REQ'D 1



36" X 12"
R6-1 (R)

One "U" POST PER SIGN


428 QUANTITY REQ'D 2



36" X 36"
W1-2aL

ONE "U" POST PER SIGN

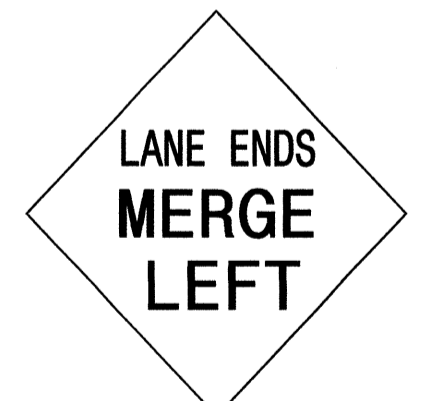
431 QUANTITY REQ'D 3



36" X 48"
W13-3

TWO "U" POSTS PER SIGN


404 QUANTITY REQ'D 3



48" X 48"
W9-2(L)

TWO "U" POSTS PER SIGN


409 QUANTITY REQ'D 4



30" X 36"
R2-1

ONE "U" POST PER SIGN


414 QUANTITY REQ'D 5



36" X 36" X 36"
R1-2

ONE "U" POST PER SIGN


419 QUANTITY REQ'D 1



36" X 36"
W1-2aL

ONE "U" POST PER SIGN


424 QUANTITY REQ'D 20



30" X 36"
W1-8R

One "U" POST PER SIGN

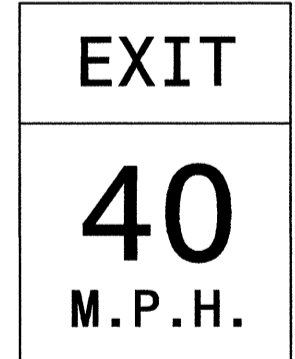
429 QUANTITY REQ'D 2



30" X 36"
R2-1

ONE "U" POST PER SIGN


432 QUANTITY REQ'D 3



36" X 48"
W13-2

TWO "U" POSTS PER SIGN


405 QUANTITY REQ'D 4



48" X 60"
R2-1

TWO "U" POSTS PER SIGN


410 QUANTITY REQ'D 7



24" X 30"
R4-7

ONE "U" POST PER SIGN

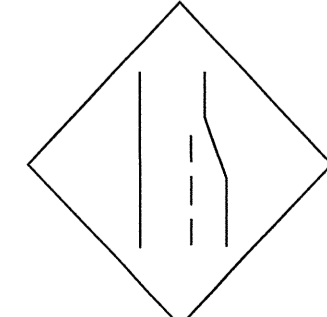
415 QUANTITY REQ'D 3



30" X 30"
W3-3

ONE "U" POST PER SIGN

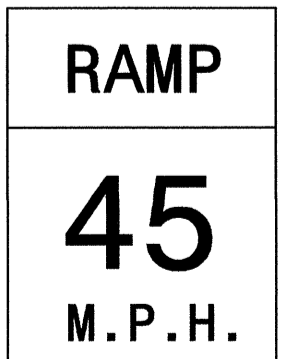
420 QUANTITY REQ'D 1



36" X 36"
W4-2(R)

ONE "U" POST PER SIGN

425 QUANTITY REQ'D 5




36" X 48"
W13-3

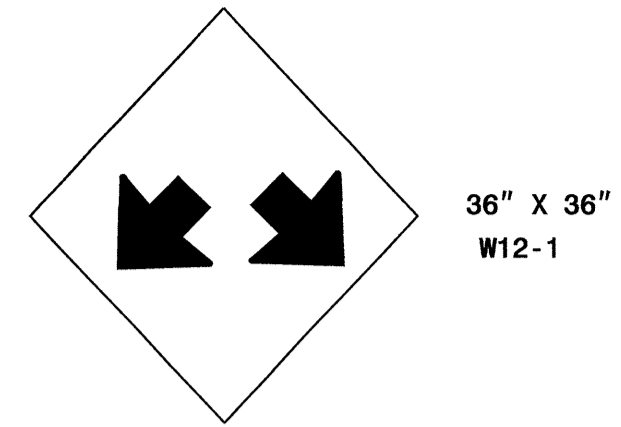
TWO "U" POSTS PER SIGN

TYPE "E" SIGNS

26-MAR-2012 09:37 P:\Projects\I-3819A\Traffic\Signing\CADD\Quantities & GM_Signs\I-3819A_Ottes.dgn

TIP NO. I-3819A	SHEET NO. SIGN-3A
APPROVED: <i>[Signature]</i>	
DATE: 3-26-12	
SEAL	
	

433 QUANTITY REQ'D 4



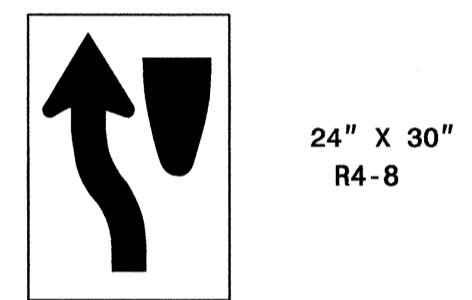
TWO "U" POSTS PER SIGN

434 QUANTITY REQ'D 4



MOUNT BEHIND SIGN 408
IN 4... INSTALLATIONS

435 QUANTITY REQ'D 2



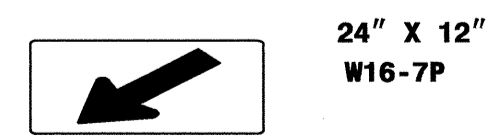
ONE "U" POST PER SIGN

436 QUANTITY REQ'D 4



YELLOW/GREEN REFLECTIVE SHEETING
ONE "U" POST PER SIGN


437 QUANTITY REQ'D 4



YELLOW/GREEN REFLECTIVE SHEETING
MOUNT BELOW SIGN 436
IN 4... INSTALLATIONS

TYPE "E" SIGNS

25-MAR-2012 09:38
 P:\IP\Projects\I-3819A\Traffic\Signing\CADD\Quantities & GM_Signs\I-3819A_01res.dgn
 jgibson\moe - 11-11-12 2:47:38

TIP NO. I-3819A	SHEET NO. SIGN-3B
APPROVED: <i>[Signature]</i>	
DATE: 11-21-11	
SEAL	
	

501

WEST 30" X 15"
40 36" X 36"

ONE "U" POST

507

SOUTH 30" X 15"
21 36" X 36"

ONE "U" POST

512

WEST NORTH 2- 24" X 12"
40 21 2- 24" X 24"
40 21 2- 21" X 15"

TWO "U" POSTS

502
505

JCT 21" X 15"
40 24" X 24"

ONE "U" POST

508

EAST 30" X 15"
40 36" X 36"

ONE "U" POST

QUANTITY REQ'D 3

MILE 1 5 1

12" X 48" D10-3

ONE "U" POST PER SIGN

503

WEST 30" X 15"
64 36" X 36"

ONE "U" POST

509

TO 24" X 12"
40 24" X 24"
R 21" X 15"

ONE "U" POST

QUANTITY REQ'D 3

MILE 1 5 2

12" X 48" D10-3

ONE "U" POST PER SIGN

504

NORTH 24" X 12"
21 24" X 24"

ONE "U" POST

510

TO 24" X 12"
40 24" X 24"
R 21" X 15"

ONE "U" POST

506

TO 24" X 12"
64 24" X 24"
R 21" X 15"

ONE "U" POST

511

WEST NORTH 2- 24" X 12"
40 21 2- 24" X 24"
40 21 2- 21" X 15"

TWO "U" POSTS

TYPE "F" SIGNS

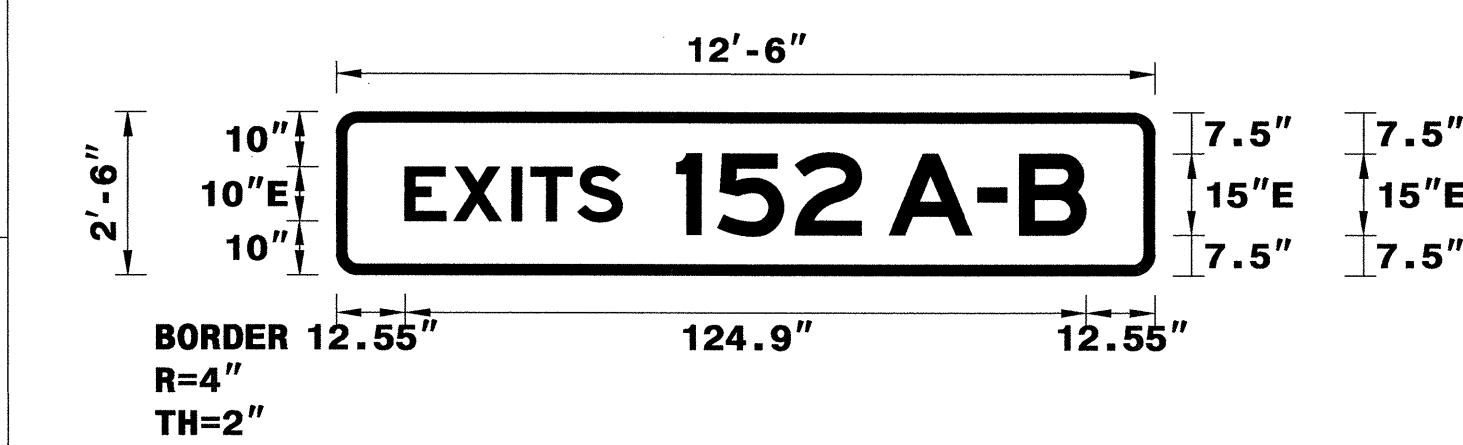
21-NOV-2011 14:49
 P:\TIP\Projects\13819A\Traffic\Signing\CADD\Quantities & GM Signs\I-3819A_Dties.dgn
 meaton AT 11/24/11

SIGN NUMBER: 1A,3A
 TYPE: A
 QUANTITY: 2
 SIGN WIDTH: 12'-6"
 HEIGHT: 2'-6"
 TOTAL AREA: 31.3 Sq.Ft.
 BORDER TYPE: FLUSH
 RECESS: 0"
 WIDTH: 2"
 RADII: 4"
 NO. Z BARS: 2
 LENGTH: 142.0

SYMBOL	X	Y	WID	HT

MAT'L: 0.125" (3.2 mm) ALUMINUM

DESIGN BY: JGM
 CHECKED BY:
 PROJECT ID: I-3819A
 DIV: 12
 DATE: Dec 20, 2010



Spacing Factor is 1 unless specified otherwise

USE NOTES: 1,2
 1. Legend and border(except those that are colored black) shall be direct applied Grade A sheeting.
 2. Background shall be Grade A, B, or C reflective sheeting.
 3. Shields; A, B, and C type arrows shall be on 0.032" (0.8mm) aluminum and demountable.
 4. Bottom panel shall be yellow Grade C sheeting. Legend shall be direct applied black non-reflective sheeting. Yellow panel is:

LETTER POSITIONS

Letter spacings are to start of next letter

	E	X	I	T	S	1	5	2	A	-	B		Series/Size Text Length			
	12.6	8.9	10.7	3.5	8.6	8.1	10	7.5	14.3	12.2	5	16.3	7.7	12.2	12.6	E 2000 124.9

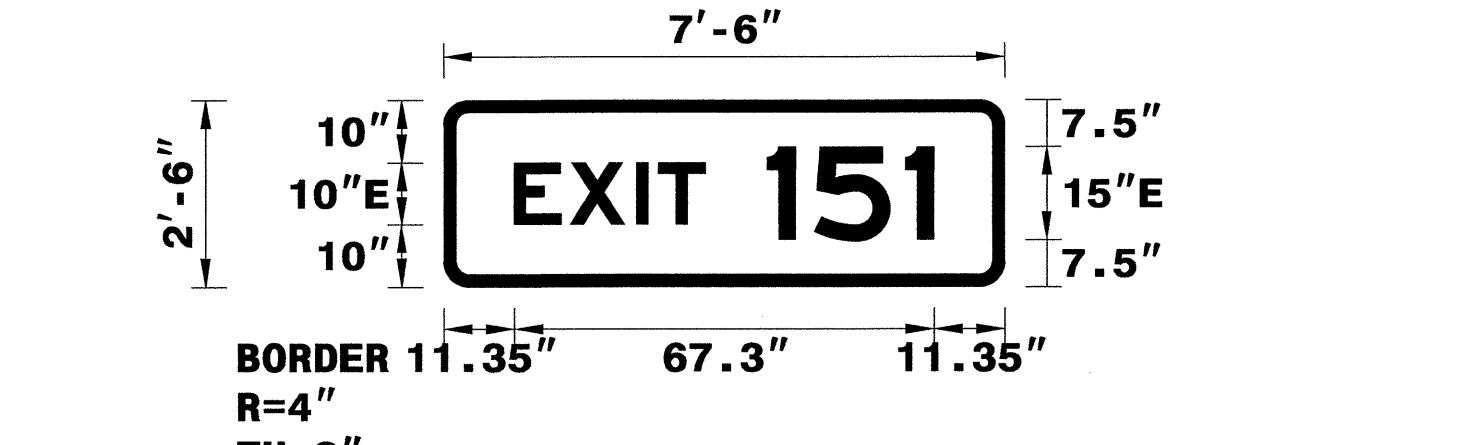
FILENAME: I-3819A Sign Designs NORTH CAROLINA D.O.T. SIGN DETAIL

SIGN NUMBER: 2A,4A,8A,9A,11A
 TYPE: B
 QUANTITY: 5
 SIGN WIDTH: 7'-6"
 HEIGHT: 2'-6"
 TOTAL AREA: 18.8 Sq.Ft.
 BORDER TYPE: FLUSH
 RECESS: 0"
 WIDTH: 2"
 RADII: 4"
 NO. Z BARS: 2
 ENPTH: 82

SYMBOL	X	Y	WID	HT

MAT'L: 0.125" (3.2 mm) ALUMINUM

DESIGN BY: JGM
 CHECKED BY:
 PROJECT ID: I-3819A
 DIV: 12
 DATE: Dec 20, 2010



Spacing Factor is 1 unless specified otherwise

USE NOTES: 1,2
 1. Legend and border(except those that are colored black) shall be direct applied Grade A sheeting.
 2. Background shall be Grade A, B, or C reflective sheeting.
 3. Shields; A, B, and C type arrows shall be on 0.032" (0.8mm) aluminum and demountable.
 4. Bottom panel shall be yellow Grade C sheeting. Legend shall be direct applied black non-reflective sheeting. Yellow panel is:

LETTER POSITIONS

Letter spacings are to start of next letter

	E	X	I	T	1	5	1		Series/Size Text Length		
	11.4	8.9	10.7	3.5	7.5	10	7.5	14.7	4.5	11.4	E 2000 67.3

FILENAME: I-3819A Sign Designs NORTH CAROLINA D.O.T. SIGN DETAIL

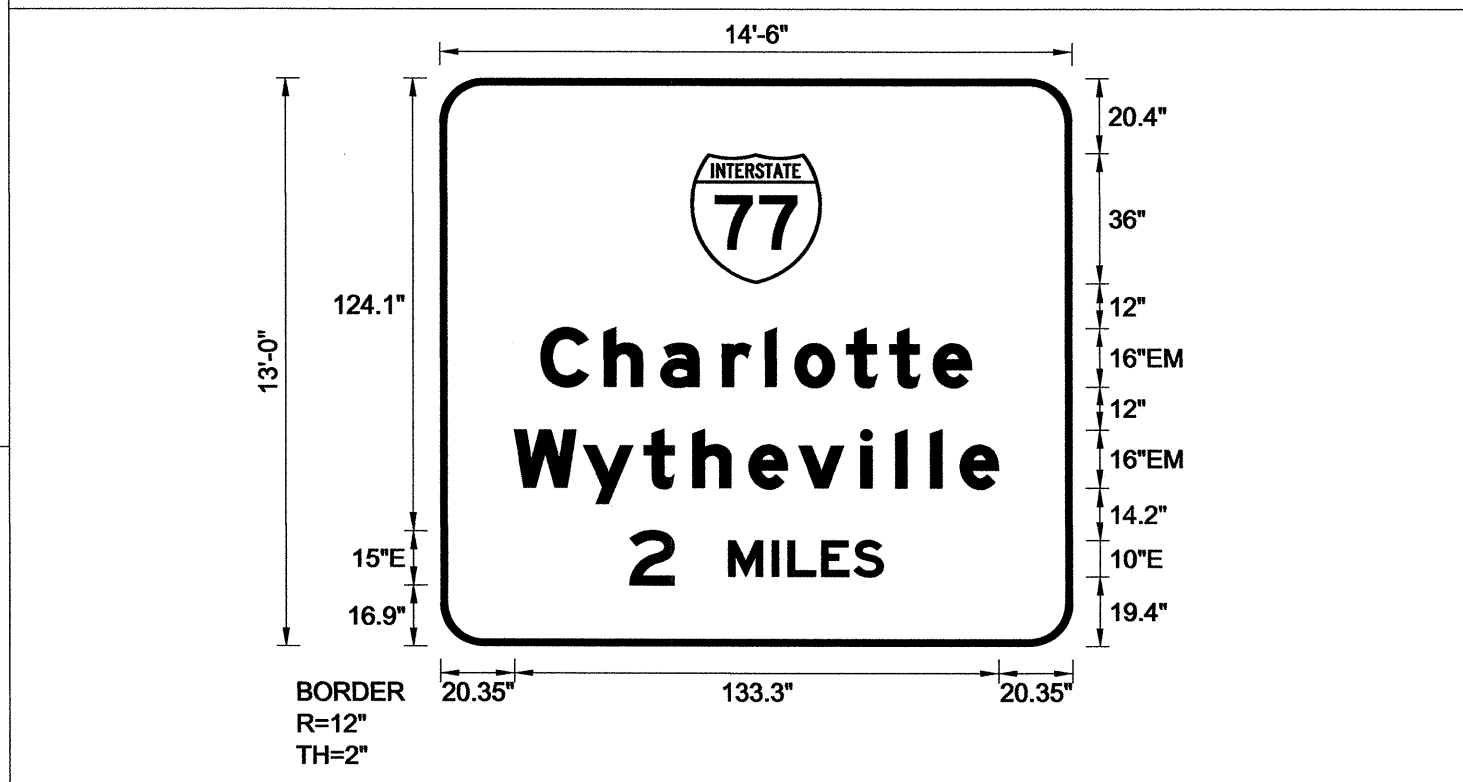
TIP NO. I-3819A SHEET NO. SIGN-4
 APPROVED: [Signature]
 DATE: 12-29-10
 SEAL: [Professional Engineer Seal]

SIGN NUMBER: 1B
 TYPE: A
 QUANTITY: 1
 SIGN WIDTH: 14'-6"
 HEIGHT: 13'-0"
 TOTAL AREA: 188.5 Sq.Ft.
 BORDER TYPE: FLUSH
 RECESS: 0"
 WIDTH: 2"
 RADII: 12"
 NO. Z BARS: 4
 LENGTH: 166.0

SYMBOL	X	Y	WID	HT
M1_1	69	99.6	36	36

MAT'L: 0.125" (3.2 mm) ALUMINUM

DESIGN BY: JGM
 CHECKED BY:
 PROJECT ID: I-3819A
 DIV: 12
 DATE: Nov 16, 2010



Panel Style: Standard 36 inch Shield.ssi M.U.T.C.D.: 2003 Edition Spacing Factor is 1 unless specified otherwise

USE NOTES: 1,2,3
 1. Legend and border(except those that are colored black) shall be direct applied Grade A sheeting.
 2. Background shall be Grade A, B, or C reflective sheeting.
 3. Shields; A, B, and C type arrows shall be on 0.032" (0.8mm) aluminum and demountable.
 4. Bottom panel shall be yellow Grade C sheeting. Legend shall be direct applied black non-reflective sheeting. Yellow panel is:

LETTER POSITIONS

Letter spacings are to start of next letter

	C	h	a	r	l	o	t	t	e		Series/Size Text Length		
	27.7	17.4	15.5	17	11.8	8.2	14.2	11.8	12	10.6	27.7	EM 2000 118.6	
	20.4	19	16.6	13.4	15.5	13.8	17	9.6	9.6	8.2	10.6	20.4	EM 2000 133.3
	52.1	12.2	15	12	4.4	9.2	8.9	8.1	52.1			E 2000 69.8	

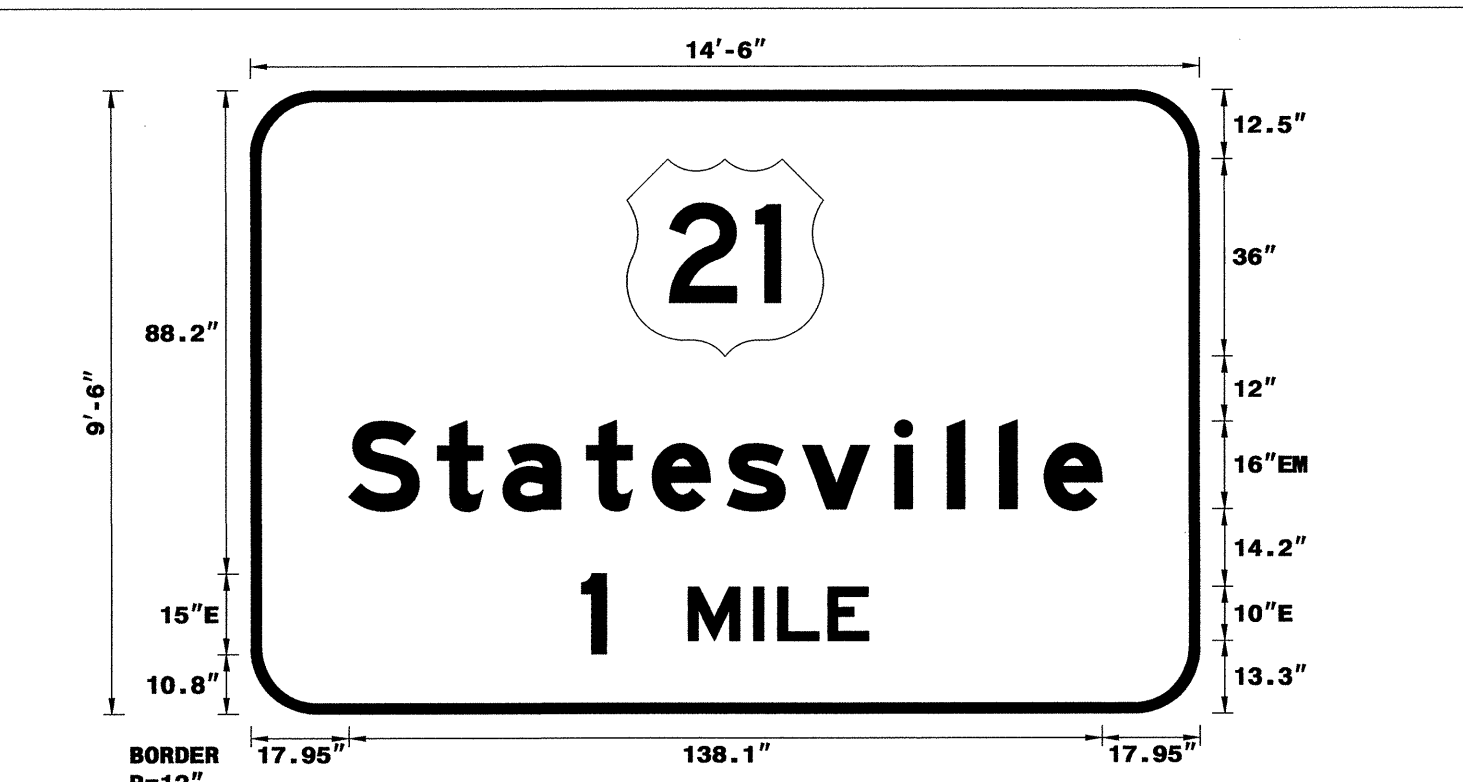
FILENAME: I-3819A Sign Designs NORTH CAROLINA D.O.T. SIGN DETAIL

SIGN NUMBER: 2B
 TYPE: A
 QUANTITY: 1
 SIGN WIDTH: 14'-6"
 HEIGHT: 9'-6"
 TOTAL AREA: 137.8 Sq.Ft.
 BORDER TYPE: FLUSH
 RECESS: 0"
 WIDTH: 2"
 RADII: 12"
 NO. Z BARS: 3
 LENGTH: 166.0

SYMBOL	X	Y	WID	HT
M1_4	69	65.5	36	36

MAT'L: 0.125" (3.2 mm) ALUMINUM

DESIGN BY: JGM
 CHECKED BY:
 PROJECT ID: I-3819A
 DIV: 12
 DATE: Dec 10, 2010



Spacing Factor is 1 unless specified otherwise

USE NOTES:
 1. Legend and border(except those that are colored black) shall be direct applied Grade A sheeting.
 2. Background shall be Grade A, B, or C reflective sheeting.
 3. Shields; A, B, and C type arrows shall be on 0.032" (0.8mm) aluminum and demountable.
 4. Bottom panel shall be yellow Grade C sheeting. Legend shall be direct applied black non-reflective sheeting. Yellow panel is:

LETTER POSITIONS

Letter spacings are to start of next letter

	S	t	a	t	e	s	v	i	l	l	e		Series/Size Text Length	
	18	16.3	12	15.4	12	13.8	13.8	17	9.6	9.6	8.2	10.6	18	EM 2000 138.1
	60.7	4.5	15	12	4.4	9.2	7.5	60.7					E 2000 52.6	

FILENAME: I-3819A Sign Designs NORTH CAROLINA D.O.T. SIGN DETAIL

28-DEC-2010 06:49 P:\p\p\electrical\Signing\CA00\Quantities & GM Signs\I-3819A 0ties.dgn Jgmar-trnez AT IE247795

SIGN DESIGNS

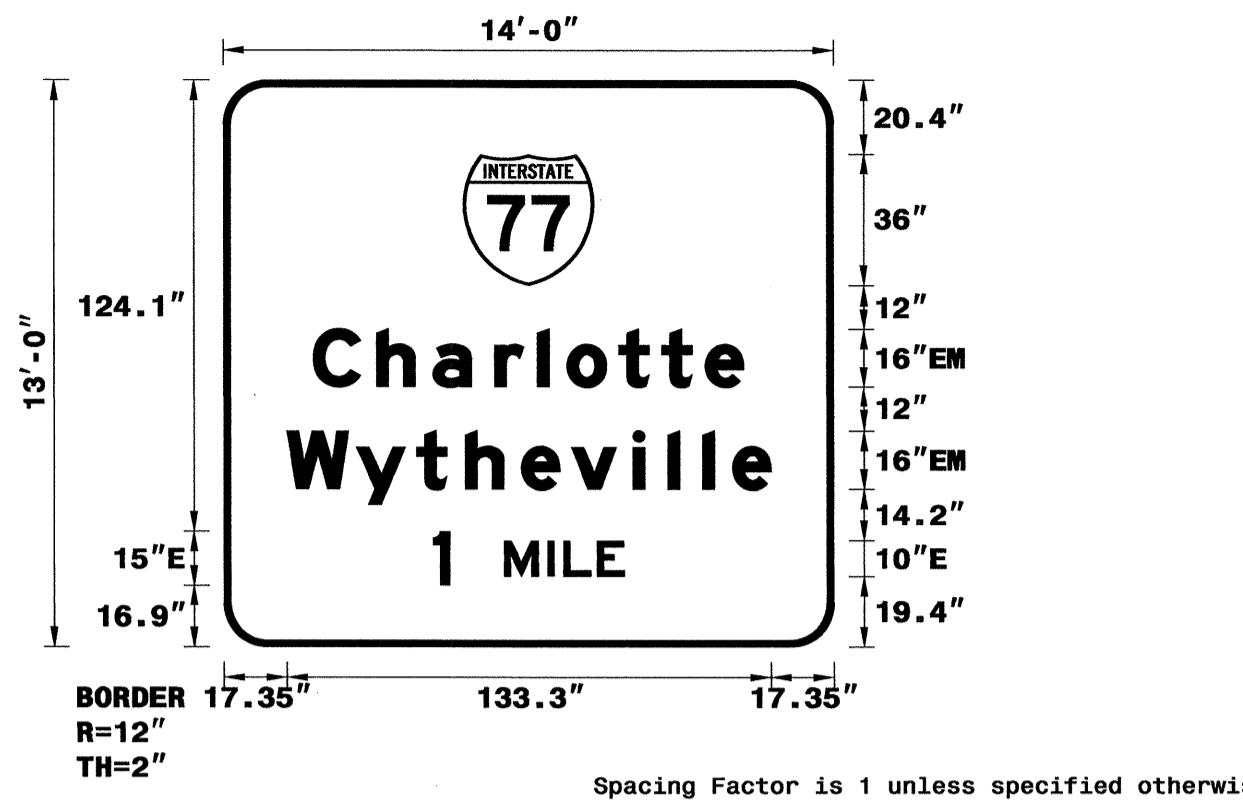
SIGN NUMBER: 3B
 TYPE: A
 QUANTITY: 1
 SIGN WIDTH: 14'-0"
 HEIGHT: 13'-0"
 TOTAL AREA: 182.0 Sq.Ft.
 BORDER TYPE: FLUSH
 RECESS: 0"
 WIDTH: 2"
 RADII: 12"
 NO. Z BARS: 4
 LENGTH: 160.0

BACKG COLOR: Green
 COPY COLOR: White

SYMBOL	X	Y	WID	HT
M1_1	66	99.6	36	36

MAT'L: 0.125" (3.2 mm) ALUMINUM

DESIGN BY: JGM
 PROJECT ID: I-3819A
 CHECKED BY:
 DIV: 12
 DATE: Dec 21, 2010



USE NOTES: 1,2,3

- Legend and border(except those that are colored black) shall be direct applied Grade A sheeting.
- Background shall be Grade C reflective sheeting.
- Shields; A, B, and C type arrows shall be on 0.032" (0.8mm) aluminum and demountable.
- Bottom panel shall be yellow Grade C sheeting. Legend shall be direct applied black non-reflective sheeting. Yellow panel is:

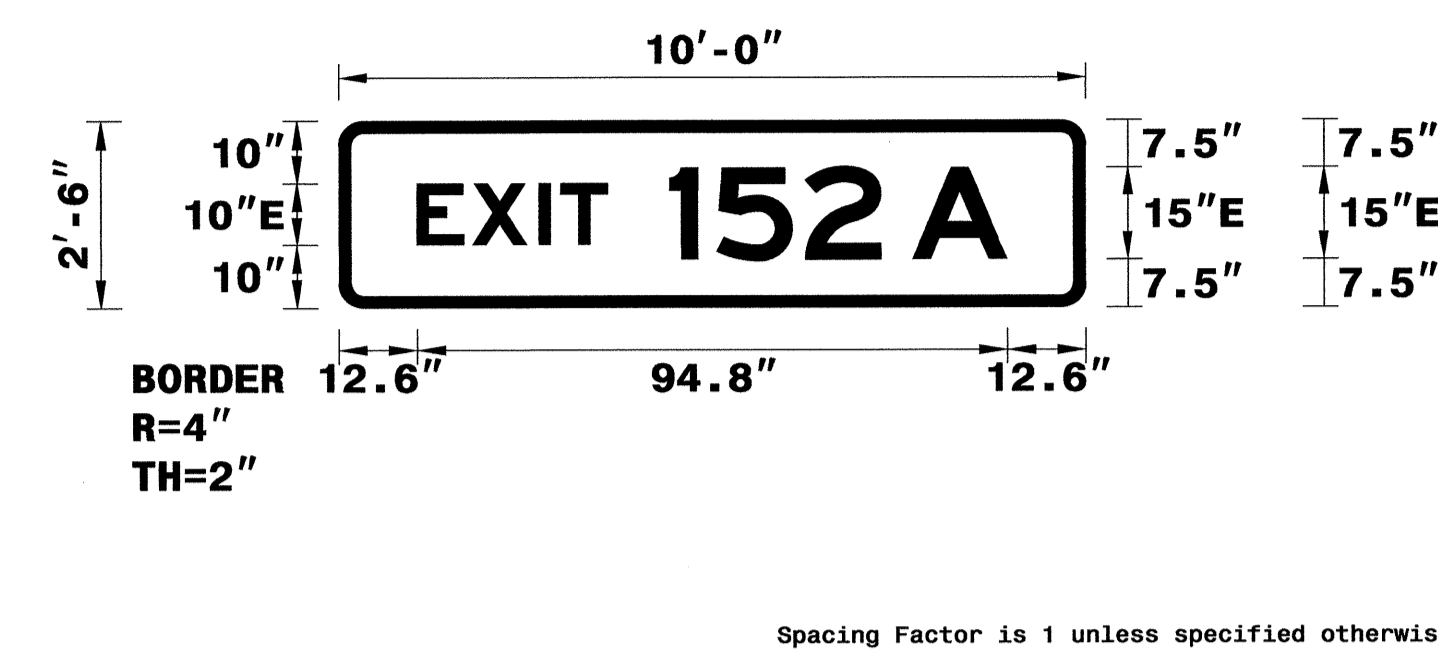
SIGN NUMBER: 5A,7A,13A,16A
 TYPE: B
 QUANTITY: 4
 SIGN WIDTH: 10'-0"
 HEIGHT: 2'-6"
 TOTAL AREA: 25.0 Sq.Ft.
 BORDER TYPE: FLUSH
 RECESS: 0"
 WIDTH: 2"
 RADII: 4"
 NO. Z BARS: 2
 LENGTH: 112.0

BACKG COLOR: Green
 COPY COLOR: White

SYMBOL	X	Y	WID	HT
M1_1				

MAT'L: 0.125" (3.2 mm) ALUMINUM

DESIGN BY: JGM
 PROJECT ID: I-3819A
 CHECKED BY:
 DIV: 12
 DATE: Dec 20, 2010



USE NOTES: 1,2

- Legend and border(except those that are colored black) shall be direct applied Grade A sheeting.
- Background shall be Grade C reflective sheeting.
- Shields; A, B, and C type arrows shall be on 0.032" (0.8mm) aluminum and demountable.
- Bottom panel shall be yellow Grade C sheeting. Legend shall be direct applied black non-reflective sheeting. Yellow panel is:

TIP NO. I-3819A
 SHEET NO. SIGN-4A
 APPROVED: [Signature]
 DATE: 3-26-12
 SEAL

LETTER POSITIONS

Letter spacings are to start of next letter

Series/Size	Text Length
EM 2000	118.6
EM 2000	133.3
E 2000	52.6

FILENAME: I-3819A Sign Designs
 NORTH CAROLINA D.O.T. SIGN DETAIL

LETTER POSITIONS

Letter spacings are to start of next letter

Series/Size	Text Length
E 2000	94.8

FILENAME: I-3819A Sign Designs
 NORTH CAROLINA D.O.T. SIGN DETAIL

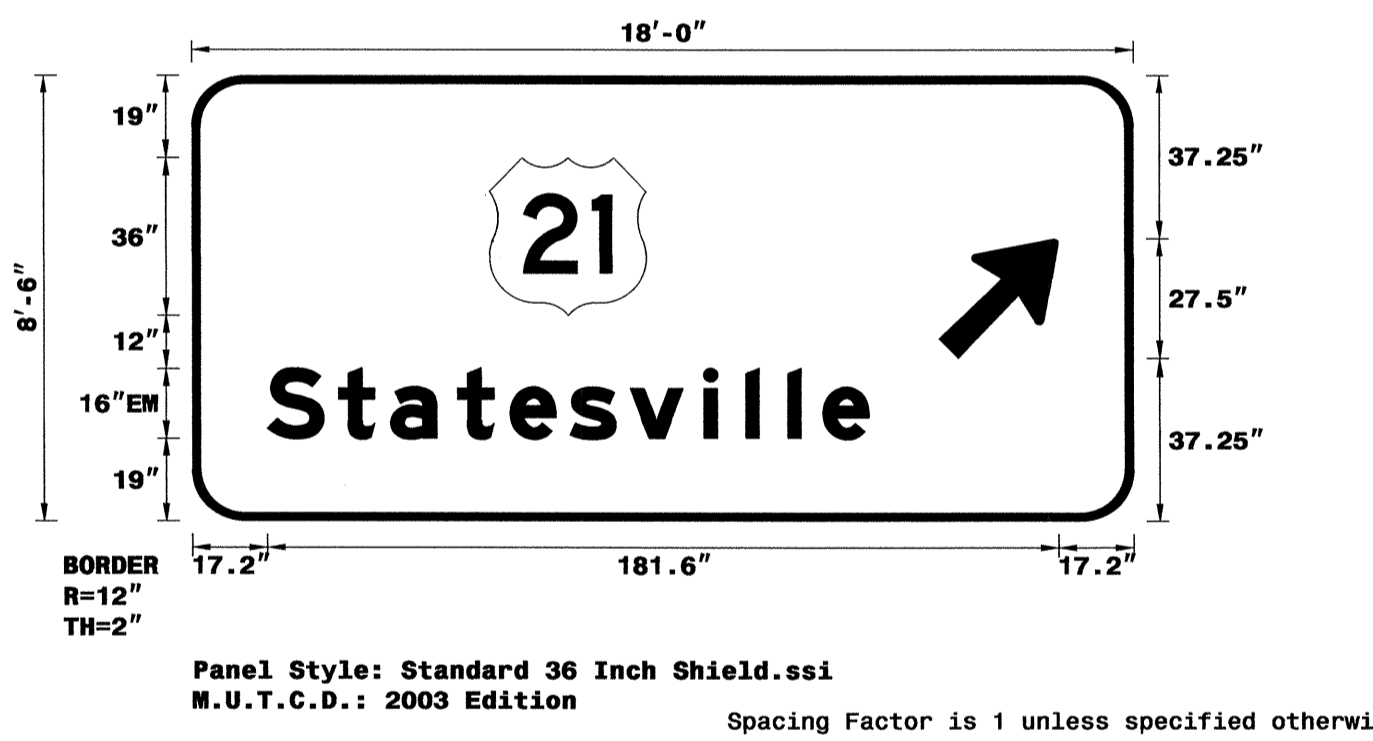
SIGN NUMBER: 4B
 TYPE: A
 QUANTITY: 1
 SIGN WIDTH: 18'-0"
 HEIGHT: 8'-6"
 TOTAL AREA: 153.0 Sq.Ft.
 BORDER TYPE: FLUSH
 RECESS: 0"
 WIDTH: 2"
 RADII: 12"
 NO. Z BARS: 3
 LENGTH: 208.0

BACKG COLOR: Green
 COPY COLOR: White

SYMBOL	X	Y	WID	HT
M1_4	68.3	47	36	36
ARMED	171.3	37.3	22.4	35.3

MAT'L: 0.125" (3.2 mm) ALUMINUM

DESIGN BY: JGM
 PROJECT ID: I-3819A
 CHECKED BY:
 DIV: 12
 DATE: Dec 10, 2010



USE NOTES: 1,2,3

- Legend and border(except those that are colored black) shall be direct applied Grade A sheeting.
- Background shall be Grade C reflective sheeting.
- Shields; A, B, and C type arrows shall be on 0.032" (0.8mm) aluminum and demountable.
- Bottom panel shall be yellow Grade C sheeting. Legend shall be direct applied black non-reflective sheeting. Yellow panel is:

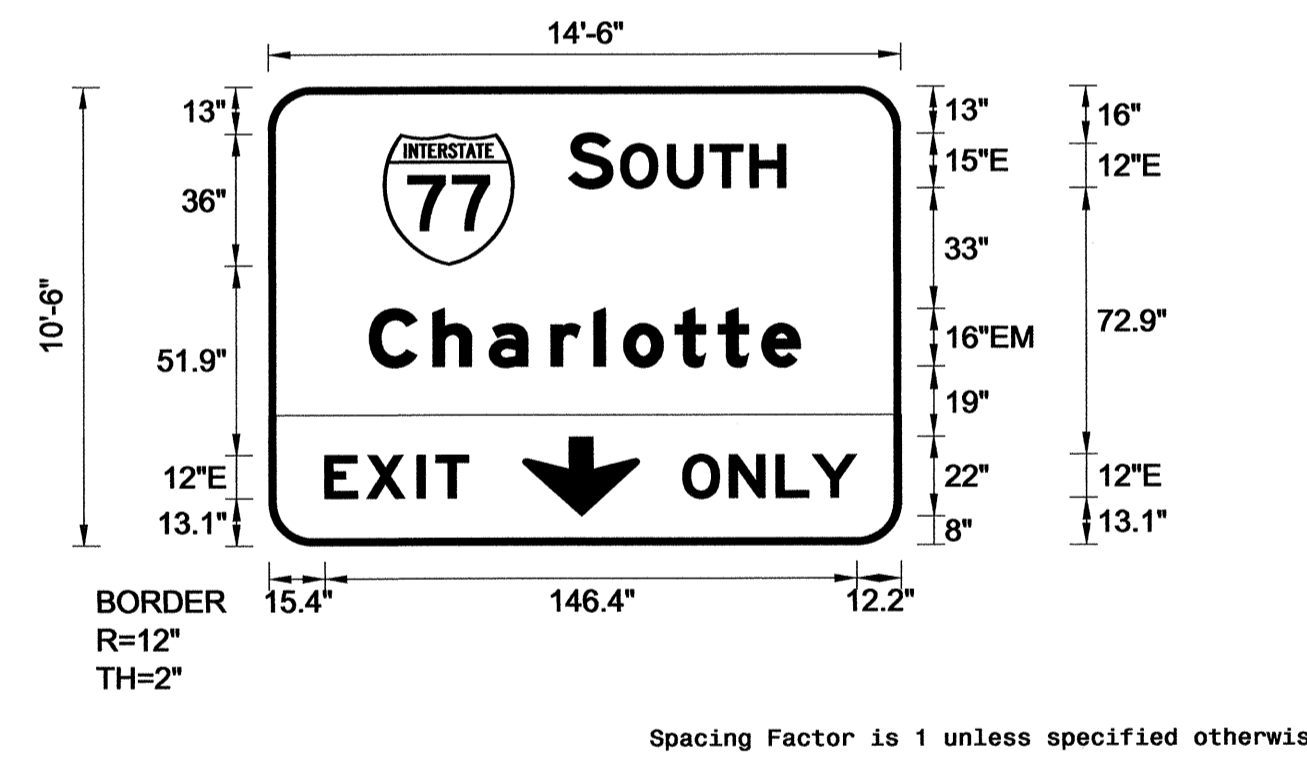
SIGN NUMBER: 5B
 TYPE: A
 QUANTITY: 1
 SIGN WIDTH: 14'-6"
 HEIGHT: 10'-6"
 TOTAL AREA: 152.3 Sq.Ft.
 BORDER TYPE: FLUSH
 RECESS: 0"
 WIDTH: 2"
 RADII: 12"
 NO. Z BARS: 3
 LENGTH: 166.0

BACKG COLOR: Green
 COPY COLOR: White

SYMBOL	X	Y	WID	HT
M1_1	31.6	77	36	36
ARDOWN	69.9	8	32	22

MAT'L: 0.125" (3.2 mm) ALUMINUM

DESIGN BY: JGM
 PROJECT ID: I-3819A
 CHECKED BY:
 DIV: 12
 DATE: Mar 12, 2012



USE NOTES: 1,2,3,4

- Legend and border(except those that are colored black) shall be direct applied Grade A sheeting.
- Background shall be Grade C reflective sheeting.
- Shields; A, B, and C type arrows shall be on 0.032" (0.8mm) aluminum and demountable.
- Bottom panel shall be yellow Grade C sheeting. Legend shall be direct applied black non-reflective sheeting.

LETTER POSITIONS

Letter spacings are to start of next letter

Series/Size	Text Length
EM 2000	138.1

FILENAME: I-3819A Sign Designs
 NORTH CAROLINA D.O.T. SIGN DETAIL

LETTER POSITIONS

Letter spacings are to start of next letter

Series/Size	Text Length
E 2000	59.8
EM 2000	118.6
E 2000	39.5
E 2000	47.9

FILENAME: I-3819A Sign Designs
 NORTH CAROLINA D.O.T. SIGN DETAIL

26-MAR-2012 09:33 FAX:\p\projects\I-3819A\Teffic\Signing\CADD\Quantities & GM Signs\I-3819A_04tes.dgn
 Jgm@dot.nc.gov

SIGN DESIGNS

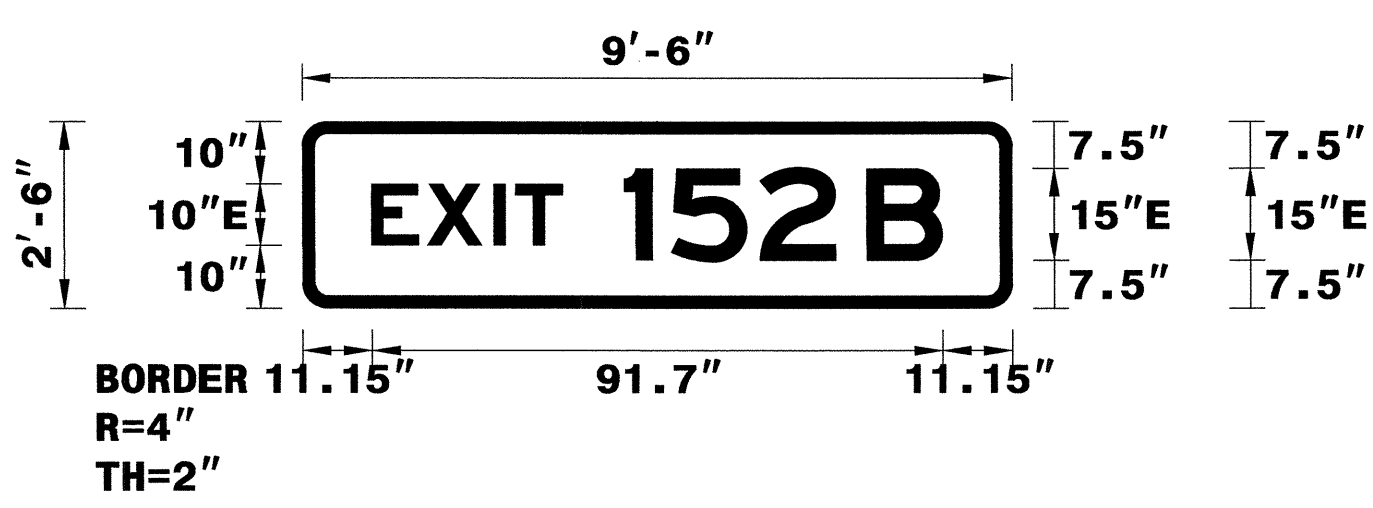
SIGN NUMBER: 6A,12A,17A
 TYPE: B
 QUANTITY: 3
 SIGN WIDTH: 9'-6"
 HEIGHT: 2'-6"
 TOTAL AREA: 23.8 Sq.Ft.
 BORDER TYPE: FLUSH
 RECESS: 0"
 WIDTH: 2"
 RADII: 4"
 NO. Z BARS: 2
 LENGTH: 106.0

BACKG COLOR: Green
 COPY COLOR: White

SYMBOL	X	Y	WID	HT
M1_1				

MAT'L: 0.125" (3.2 mm) ALUMINUM

DESIGN BY: JGM
 PROJECT ID: I-3819A
 CHECKED BY:
 DIV: 12
 DATE: Dec 20, 2010



- USE NOTES: 1,2
- Legend and border(except those that are colored black) shall be direct applied Grade A sheeting.
 - Background shall be Grade C reflective sheeting.
 - Shields; A, B, and C type arrows shall be on 0.032" (0.8mm) aluminum and demountable.
 - Bottom panel shall be yellow Grade C sheeting. Legend shall be direct applied black non-reflective sheeting. Yellow panel is:

Spacing Factor is 1 unless specified otherwise

LETTER POSITIONS

Letter spacings are to start of next letter

Series/Size	Text Length
E 2000	91.7

FILENAME: I-3918A Sign Designs

NORTH CAROLINA D.O.T. SIGN DETAIL

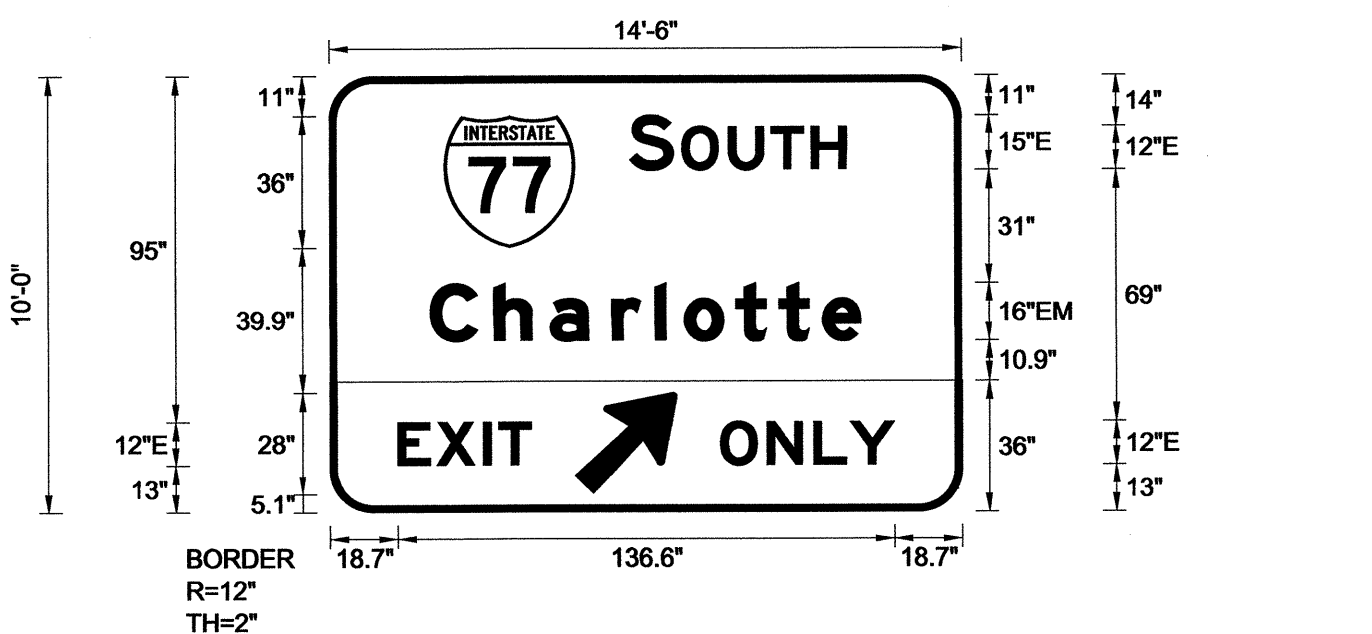
SIGN NUMBER: 7B
 TYPE: A
 QUANTITY: 1
 SIGN WIDTH: 14'-6"
 HEIGHT: 10'-0"
 TOTAL AREA: 145.0 Sq.Ft.
 BORDER TYPE: FLUSH
 RECESS: 0"
 WIDTH: 2"
 RADII: 12"
 NO. Z BARS: 3
 LENGTH: 166.0

BACKG COLOR: Green
 COPY COLOR: White

SYMBOL	X	Y	WID	HT
M1_1	31.6	73	36	36
AR_Type A	67.4	5	22.6	35.6

MAT'L: 0.125" (3.2 mm) ALUMINUM

DESIGN BY: JGM
 PROJECT ID: I-3819A
 CHECKED BY:
 DIV: 12
 DATE: Mar 15, 2012



- USE NOTES: 1,2,3,4
- Legend and border(except those that are colored black) shall be direct applied Grade A sheeting.
 - Background shall be Grade C reflective sheeting.
 - Shields; A, B, and C type arrows shall be on 0.032" (0.8mm) aluminum and demountable.
 - Bottom panel shall be yellow Grade C sheeting. Legend shall be direct applied black non-reflective sheeting.

Spacing Factor is 1 unless specified otherwise

LETTER POSITIONS

Letter spacings are to start of next letter

Series/Size	Text Length
E 2000	59.8
EM 2000	118.6
E 2000	36.7
E 2000	47.9

FILENAME: I-3918A Sign Designs

NORTH CAROLINA D.O.T. SIGN DETAIL

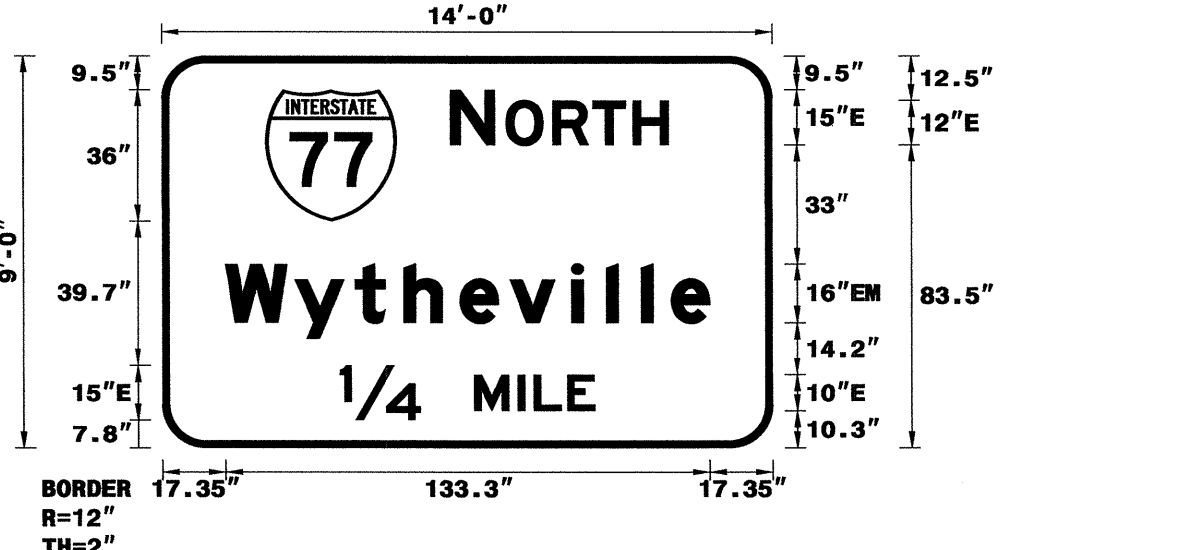
SIGN NUMBER: 6B
 TYPE: A
 QUANTITY: 1
 SIGN WIDTH: 14'-0"
 HEIGHT: 9'-0"
 TOTAL AREA: 126.0 Sq.Ft.
 BORDER TYPE: FLUSH
 RECESS: 0"
 WIDTH: 2"
 RADII: 12"
 NO. Z BARS: 3
 LENGTH: 160.0

BACKG COLOR: Green
 COPY COLOR: White

SYMBOL	X	Y	WID	HT
M1_1	28.5	62.5	36	36

MAT'L: 0.125" (3.2 mm) ALUMINUM

DESIGN BY: JGM
 PROJECT ID: I-3819A
 CHECKED BY:
 DIV: 12
 DATE: Dec 20, 2010



- USE NOTES: 1,2,3
- Legend and border(except those that are colored black) shall be direct applied Grade A sheeting.
 - Background shall be Grade C reflective sheeting.
 - Shields; A, B, and C type arrows shall be on 0.032" (0.8mm) aluminum and demountable.
 - Bottom panel shall be yellow Grade C sheeting. Legend shall be direct applied black non-reflective sheeting. Yellow panel is:

Spacing Factor is 1 unless specified otherwise

LETTER POSITIONS

Letter spacings are to start of next letter

Series/Size	Text Length
E 2000	59.9
EM 2000	133.3
E 2000	70.1

FILENAME: I-3918A Sign Designs

NORTH CAROLINA D.O.T. SIGN DETAIL

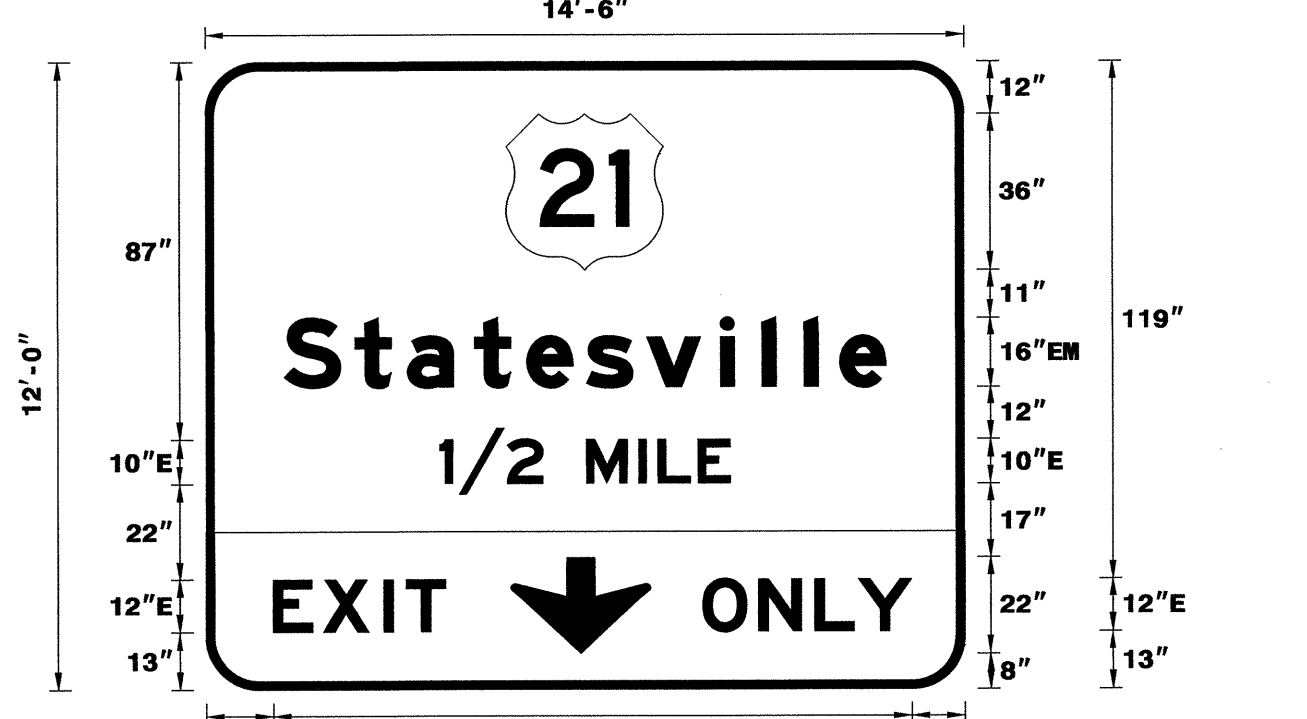
SIGN NUMBER: 8B
 TYPE: A
 QUANTITY: 1
 SIGN WIDTH: 14'-6"
 HEIGHT: 12'-0"
 TOTAL AREA: 174.0 Sq.Ft.
 BORDER TYPE: FLUSH
 RECESS: 0"
 WIDTH: 2"
 RADII: 12"
 NO. Z BARS: 3
 LENGTH: 166.0

BACKG COLOR: Green
 COPY COLOR: White

SYMBOL	X	Y	WID	HT
M1_4	69	96	36	36
ARDOWN	69.9	8	32	22

MAT'L: 0.125" (3.2 mm) ALUMINUM

DESIGN BY: JGM
 PROJECT ID: I-3819A
 CHECKED BY:
 DIV: 12
 DATE: Mar 12, 2012



- USE NOTES: 1,2,3,4
- Legend and border(except those that are colored black) shall be direct applied Grade A sheeting.
 - Background shall be Grade C reflective sheeting.
 - Shields; A, B, and C type arrows shall be on 0.032" (0.8mm) aluminum and demountable.
 - Bottom panel shall be yellow Grade C sheeting. Legend shall be direct applied black non-reflective sheeting.

Spacing Factor is 1 unless specified otherwise

LETTER POSITIONS

Letter spacings are to start of next letter

Series/Size	Text Length
EM 2000	138
E 2000	66.7
E 2000	39.5
E 2000	47.9

FILENAME: I-3918A Sign Designs

NORTH CAROLINA D.O.T. SIGN DETAIL

TIP NO. I-3819A
 SHEET NO. SIGN 4B
 APPROVED: [Signature]
 DATE: 3-26-12
 SEAL

26-MAR-2012 09:40:39 I:\Projects\I-3819A\Signing\CADD\Quantities & CM_Signs\I-3819A_0ties.dgn
 JGM:atn:az

SIGN DESIGNS

SIGN NUMBER: 9B
TYPE: A
QUANTITY: 1

BACKG COLOR: Green
COPY COLOR: White

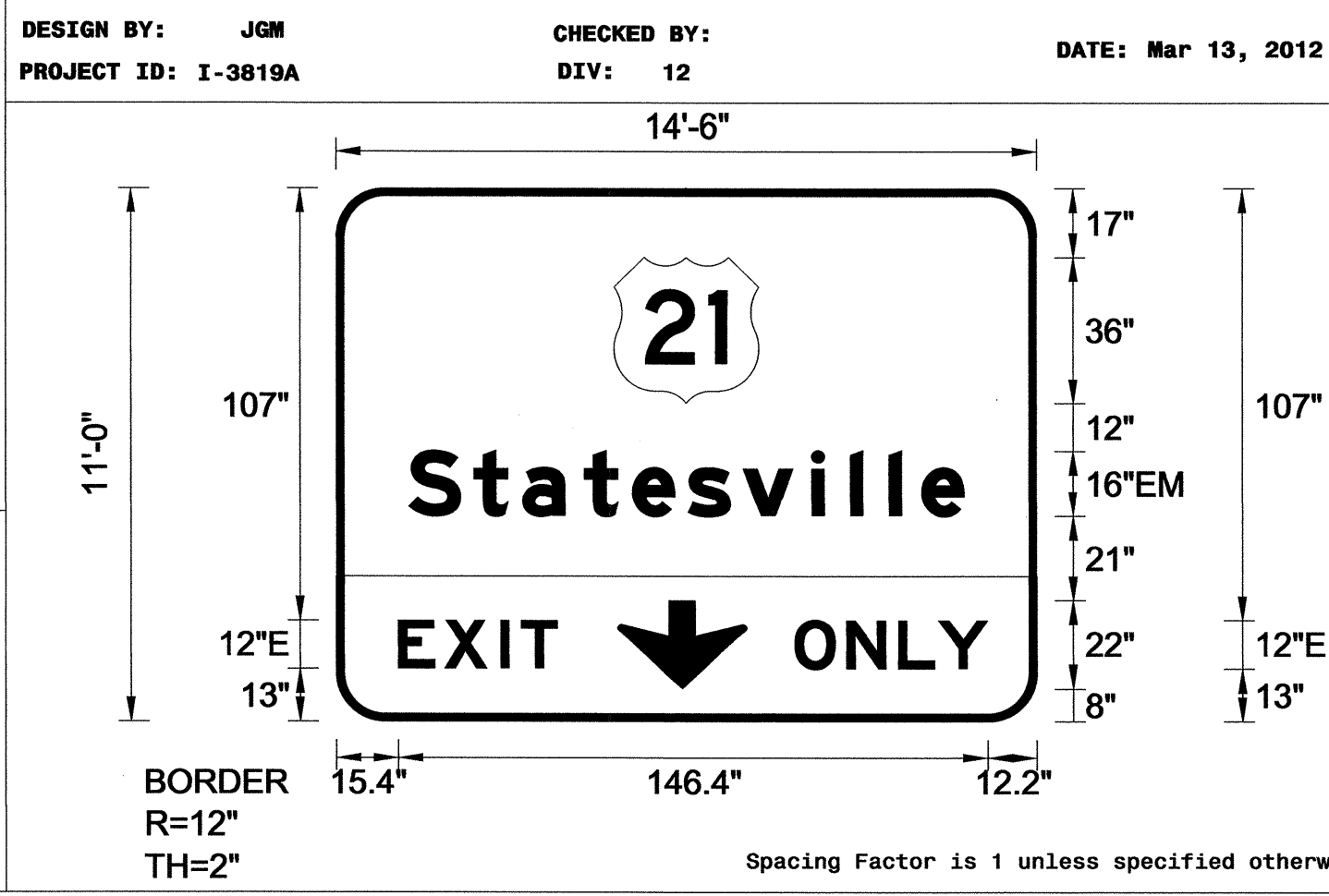
SYMBOL	X	Y	WID	HT
M1_4	69	79	36	36
ARDOWN	69.9	8	32	22

SIGN WIDTH: 14'-6"
HEIGHT: 11'-0"
TOTAL AREA: 159.5 Sq.Ft.

BORDER TYPE: FLUSH
RECESS: 0"
WIDTH: 2"
RADII: 12"

NO. Z BARS: 3
LENGTH: 166.0

MAT'L: 0.125" (3.2 mm) ALUMINUM



USE NOTES: 1,2,3,4

- Legend and border(except those that are colored black) shall be direct applied Grade A sheeting.
- Background shall be Grade C reflective sheeting.
- Shields; A, B, and C type arrows shall be on 0.032" (0.8mm) aluminum and demountable.
- Bottom panel shall be yellow Grade C sheeting. Legend shall be direct applied black non-reflective sheeting.

LETTER POSITIONS

Letter spacings are to start of next letter

	S	t	a	t	e	s	v	i	l	l	e		Series/Size Text Length	
	18	16.3	12	15.4	12	13.8	13.8	17	9.6	9.6	8.2	10.6	18	EM 2000 138.1
		E	X	I	T									E 2000 39.5
	15.4	11.4	13.9	5.1	9	119.1								E 2000 39.5
		O	N	L	Y									E 2000 47.9
	113.9	12.8	12.8	10	12.2	12.2								

FILENAME: I-3819A Sign Designs NORTH CAROLINA D.O.T. SIGN DETAIL

SIGN NUMBER: 11B
TYPE: A
QUANTITY: 1

BACKG COLOR: Green
COPY COLOR: White

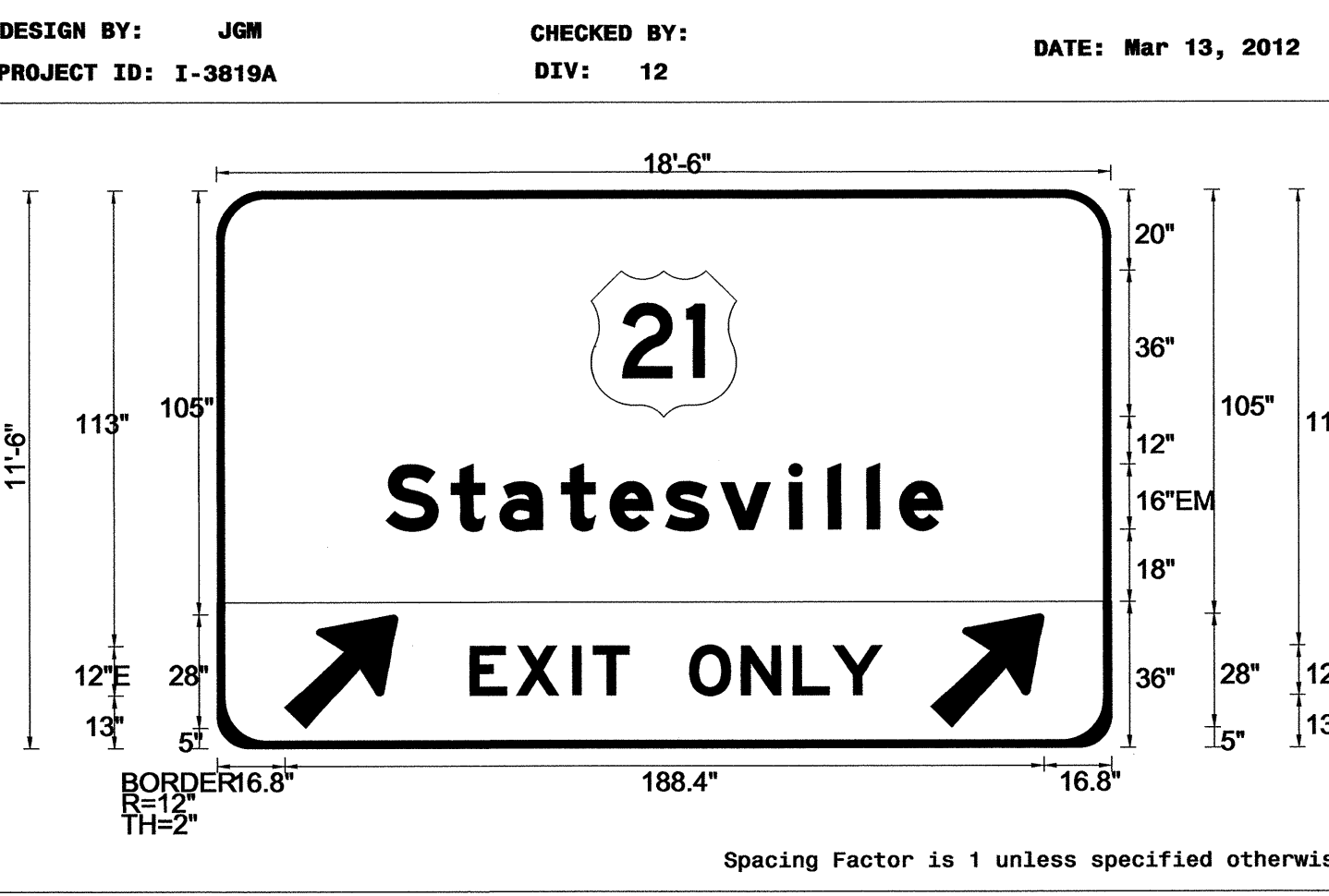
SYMBOL	X	Y	WID	HT
M1_4	93	82	36	36
AR_Type A	16.8	5	22.6	35.6
AR_Type A	177.2	5	22.6	35.6

SIGN WIDTH: 18'-6"
HEIGHT: 11'-6"
TOTAL AREA: 212.8 Sq.Ft.

BORDER TYPE: FLUSH
RECESS: 0"
WIDTH: 2"
RADII: 12"

NO. Z BARS: 3
LENGTH: 214.0

MAT'L: 0.125" (3.2 mm) ALUMINUM



USE NOTES: 1,2,3,4

- Legend and border(except those that are colored black) shall be direct applied Grade A sheeting.
- Background shall be Grade C reflective sheeting.
- Shields; A, B, and C type arrows shall be on 0.032" (0.8mm) aluminum and demountable.
- Bottom panel shall be yellow Grade C sheeting. Legend shall be direct applied black non-reflective sheeting.

LETTER POSITIONS

Letter spacings are to start of next letter

	S	t	a	t	e	s	v	i	l	l	e		Series/Size Text Length	
	42	16.3	12	15.4	12	13.8	13.8	17	9.6	9.6	8.2	10.6	42	EM 2000 138.1
		E	X	I	T									E 2000 39.5
	62.8	11.4	13.9	5.1	9	119.6								E 2000 39.5
		O	N	L	Y									E 2000 47.8
	117.4	12.8	12.8	9.9	12.2	56.8								

FILENAME: I-3819A Sign Designs NORTH CAROLINA D.O.T. SIGN DETAIL

SIGN NUMBER: 10
TYPE: A
QUANTITY: 1

BACKG COLOR: Green
COPY COLOR: White

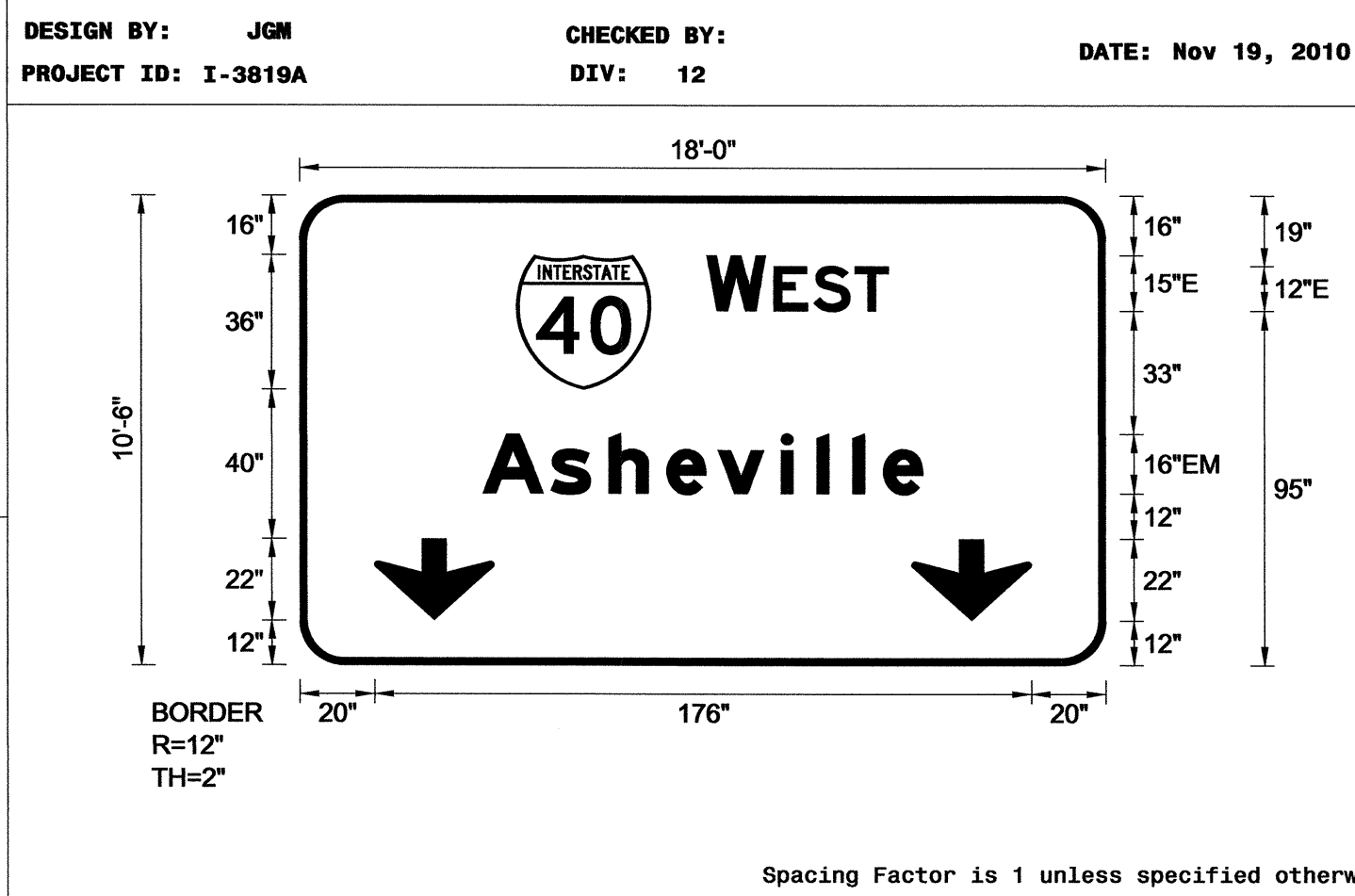
SYMBOL	X	Y	WID	HT
M1_1	58.1	74	36	36
ARDOWN	20	12.1	32	22
ARDOWN	164	12.1	32	22

SIGN WIDTH: 18'-0"
HEIGHT: 10'-6"
TOTAL AREA: 189.0 Sq.Ft.

BORDER TYPE: FLUSH
RECESS: 0"
WIDTH: 2"
RADII: 12"

NO. Z BARS: 3
LENGTH: 208.0

MAT'L: 0.125" (3.2 mm) ALUMINUM



USE NOTES: 1,2,3

- Legend and border(except those that are colored black) shall be direct applied Grade A sheeting.
- Background shall be Grade C reflective sheeting.
- Shields; A, B, and C type arrows shall be on 0.032" (0.8mm) aluminum and demountable.
- Bottom panel shall be yellow Grade C sheeting. Legend shall be direct applied black non-reflective sheeting. Yellow panel is:

LETTER POSITIONS

Letter spacings are to start of next letter

	W	E	S	T									Series/Size Text Length
	109.1	15.9	2.2	10.7	11	9	58.1						E 2000 48.8
		A	s	h	e	v	i	l	l	e			EM 2000 117.9
	49	18.2	15.5	15.5	13.8	17	9.6	9.6	8.2	10.6	49		

FILENAME: I-3819A Sign Designs NORTH CAROLINA D.O.T. SIGN DETAIL

SIGN NUMBER: 12B,19
TYPE: A
QUANTITY: 2

BACKG COLOR: Green
COPY COLOR: White

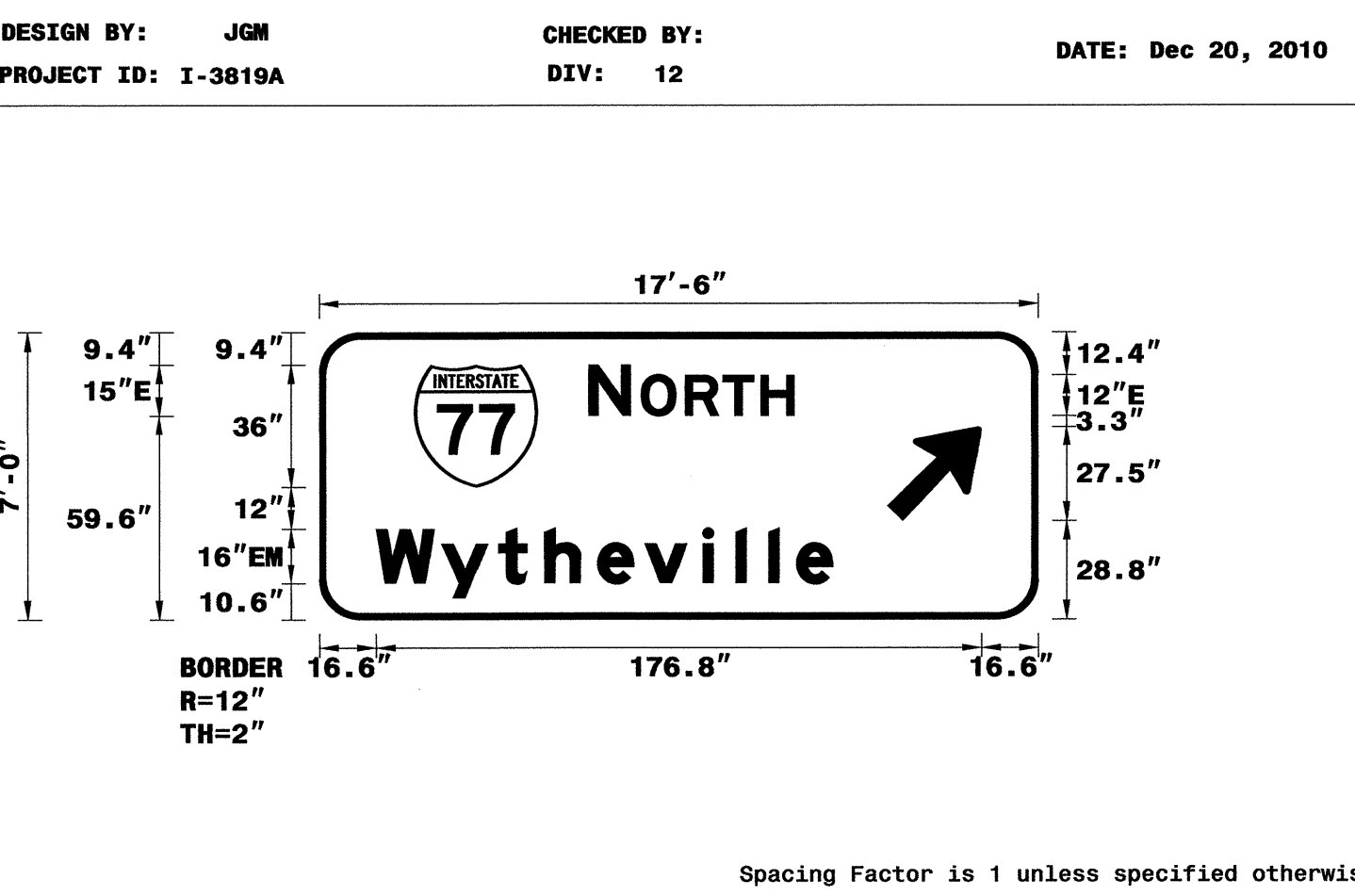
SYMBOL	X	Y	WID	HT
M1_1	27.8	38.6	36	36
ARMED	165.9	28.9	22.4	35.3

SIGN WIDTH: 17'-6"
HEIGHT: 7'-0"
TOTAL AREA: 122.5 Sq.Ft.

BORDER TYPE: FLUSH
RECESS: 0"
WIDTH: 2"
RADII: 12"

NO. Z BARS: 2
LENGTH: 202.0

MAT'L: 0.125" (3.2 mm) ALUMINUM



USE NOTES: 1,2,3

- Legend and border(except those that are colored black) shall be direct applied Grade A sheeting.
- Background shall be Grade C reflective sheeting.
- Shields; A, B, and C type arrows shall be on 0.032" (0.8mm) aluminum and demountable.
- Bottom panel shall be yellow Grade C sheeting. Legend shall be direct applied black non-reflective sheeting. Yellow panel is:

LETTER POSITIONS

Letter spacings are to start of next letter

	N	O	R	T	H								Series/Size Text Length
	78.8	12.2	3.1	12.8	11	11	9.7	71.3					E 2000 59.9
		W	y	t	h	e	v	i	l	l	e		EM 2000 133.3
	16.6	19	16.6	13.4	15.5	13.8	17	9.6	9.6	8.2	10.6	60.1	

FILENAME: I-3819A Sign Designs NORTH CAROLINA D.O.T. SIGN DETAIL

TIP NO. I-3819A SHEET NO. SIGN-4C

APPROVED: *[Signature]*

DATE: 3-26-12

SEAL

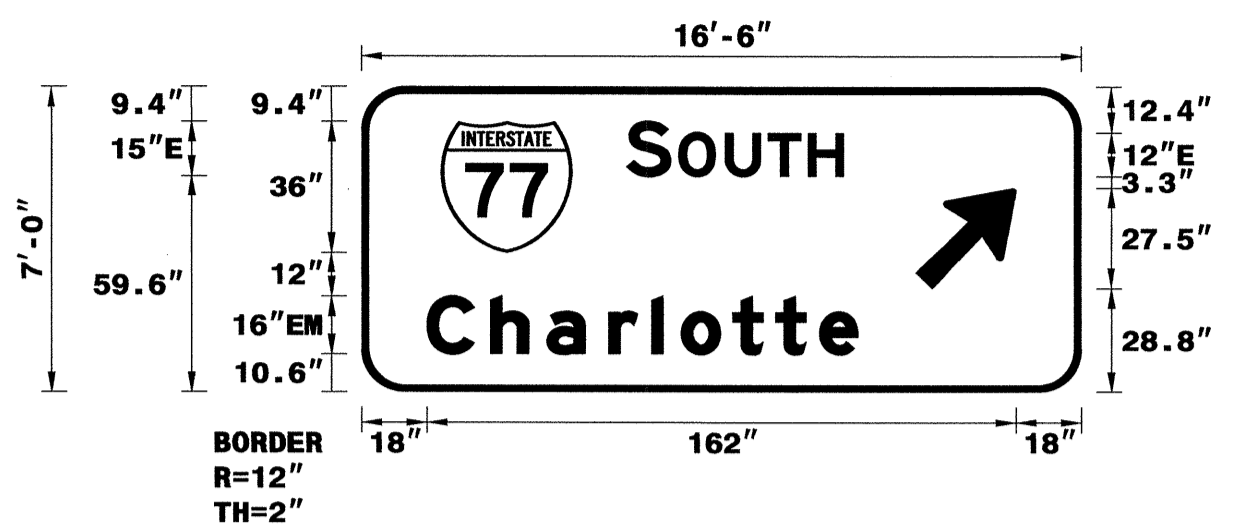
26-MAR-2012 09:41 P:\TIP\Projects\I-3819A\Traffic\Signing\CADD\Quantities & GM_Signs\I-3819A_Details.dgn jgmar.dwg AT 11:27:79

SIGN DESIGNS

SIGN NUMBER: 13B
 TYPE: A
 QUANTITY: 1
 SIGN WIDTH: 16'-6"
 HEIGHT: 7'-0"
 TOTAL AREA: 115.5 Sq.Ft.
 BORDER TYPE: FLUSH
 RECESS: 0"
 WIDTH: 2"
 RADII: 12"
 NO. Z BARS: 2
 LENGTH: 190.0

SYMBOL	X	Y	WID	HT
M1_1	21.9	38.6	36	36
ARMED	152.5	28.9	22.4	35.3

DESIGN BY: JGM
 CHECKED BY:
 PROJECT ID: I-3819A
 DIV: 12
 DATE: Dec 20, 2010



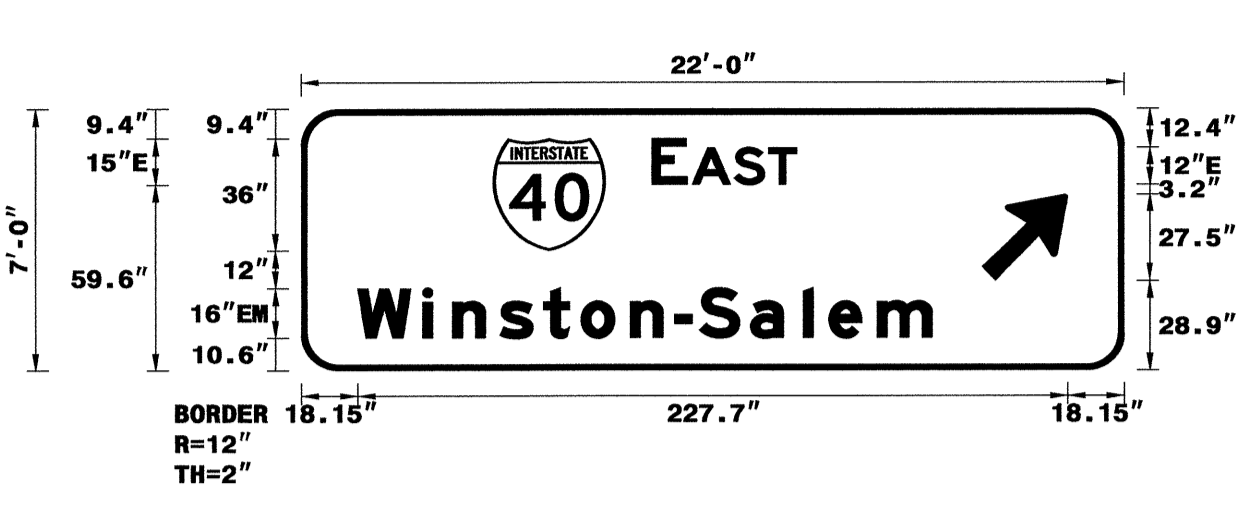
- USE NOTES: 1,2,3
- Legend and border(except those that are colored black) shall be direct applied Grade A sheeting.
 - Background shall be Grade A, B, or C reflective sheeting.
 - Shields; A, B, and C type arrows shall be on 0.032" (0.8mm) aluminum and demountable.
 - Bottom panel shall be yellow Grade C sheeting. Legend shall be direct applied black non-reflective sheeting. Yellow panel is:

Spacing Factor is 1 unless specified otherwise

SIGN NUMBER: 15
 TYPE: A
 QUANTITY: 1
 SIGN WIDTH: 22'-0"
 HEIGHT: 7'-0"
 TOTAL AREA: 154.0 Sq.Ft.
 BORDER TYPE: FLUSH
 RECESS: 0"
 WIDTH: 2"
 RADII: 12"
 NO. Z BARS: 2
 LENGTH: 256.0

SYMBOL	X	Y	WID	HT
M1_1	61.6	38.6	36	36
ARMED	218.3	28.9	22.5	35.4

DESIGN BY: JGM
 CHECKED BY:
 PROJECT ID: I-3819A
 DIV: 12
 DATE: Dec 20, 2010



- USE NOTES: 1,2,3
- Legend and border(except those that are colored black) shall be direct applied Grade A sheeting.
 - Background shall be Grade A, B, or C reflective sheeting.
 - Shields; A, B, and C type arrows shall be on 0.032" (0.8mm) aluminum and demountable.
 - Bottom panel shall be yellow Grade C sheeting. Legend shall be direct applied black non-reflective sheeting. Yellow panel is:

Spacing Factor is 1 unless specified otherwise

TIP NO. I-3819A SHEET NO. SIGN-4D

APPROVED: *[Signature]*

DATE: 12-29-10

SEAL

LETTER POSITIONS

Letter spacings are to start of next letter

Series/Size	Text Length
E 2000	59.8
EM 2000	118.6

FILENAME: I-3819A Sign Designs NORTH CAROLINA D.O.T. SIGN DETAIL

LETTER POSITIONS

Letter spacings are to start of next letter

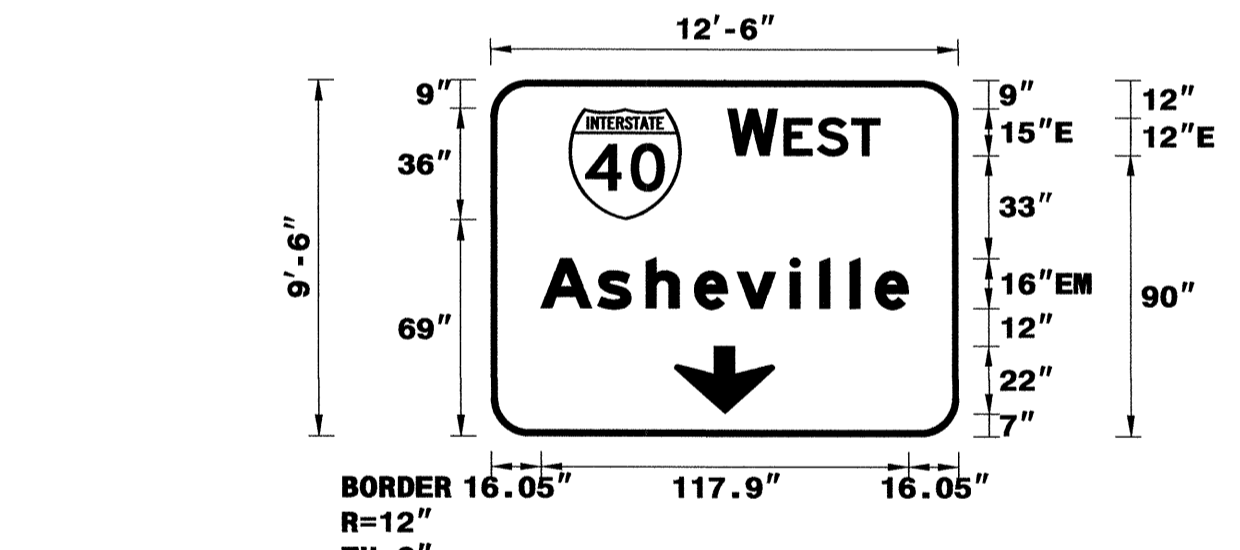
Series/Size	Text Length
E 2000	46.4
EM 2000	184.2

FILENAME: I-3819A Sign Designs NORTH CAROLINA D.O.T. SIGN DETAIL

SIGN NUMBER: 14
 TYPE: A
 QUANTITY: 1
 SIGN WIDTH: 12'-6"
 HEIGHT: 9'-6"
 TOTAL AREA: 118.8 Sq.Ft.
 BORDER TYPE: FLUSH
 RECESS: 0"
 WIDTH: 2"
 RADII: 12"
 NO. Z BARS: 3
 LENGTH: 142.0

SYMBOL	X	Y	WID	HT
M1_1	25.1	69	36	36
ARDOWN	59	7	32.1	22

DESIGN BY: JGM
 CHECKED BY:
 PROJECT ID: I-3819A
 DIV: 12
 DATE: Dec 20, 2010



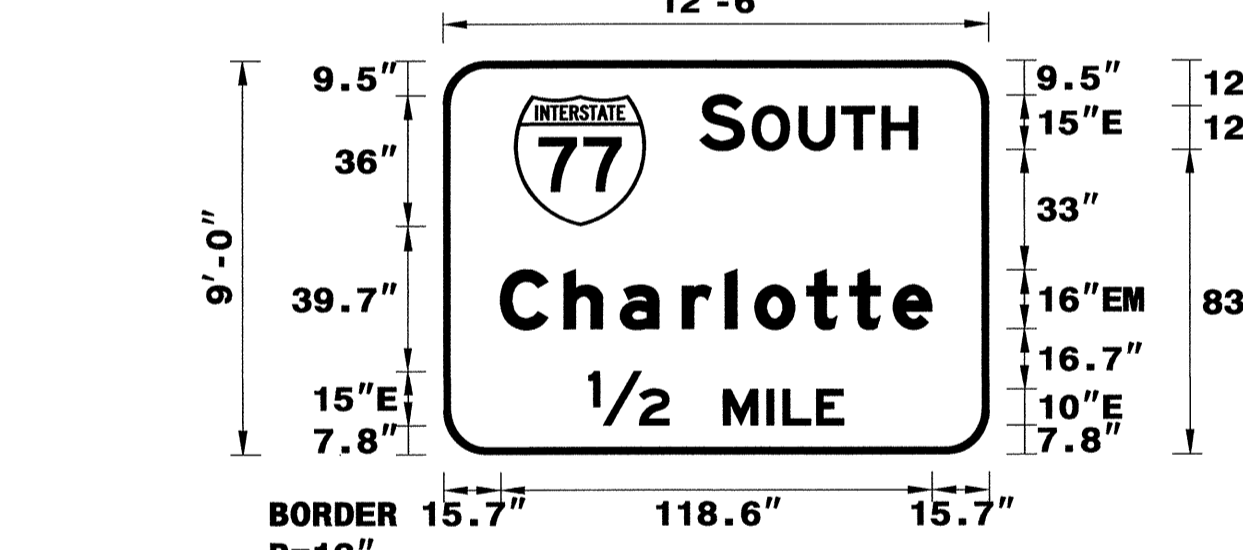
- USE NOTES: 1,2,3
- Legend and border(except those that are colored black) shall be direct applied Grade A sheeting.
 - Background shall be Grade A, B, or C reflective sheeting.
 - Shields; A, B, and C type arrows shall be on 0.032" (0.8mm) aluminum and demountable.
 - Bottom panel shall be yellow Grade C sheeting. Legend shall be direct applied black non-reflective sheeting. Yellow panel is:

Spacing Factor is 1 unless specified otherwise

SIGN NUMBER: 16B
 TYPE: A
 QUANTITY: 1
 SIGN WIDTH: 12'-6"
 HEIGHT: 9'-0"
 TOTAL AREA: 112.5 Sq.Ft.
 BORDER TYPE: FLUSH
 RECESS: 0"
 WIDTH: 2"
 RADII: 12"
 NO. Z BARS: 3
 LENGTH: 142.0

SYMBOL	X	Y	WID	HT
M1_1	19.6	62.5	36	36

DESIGN BY: JGM
 CHECKED BY:
 PROJECT ID: I-3819A
 DIV: 12
 DATE: Dec 20, 2010



- USE NOTES: 1,2,3
- Legend and border(except those that are colored black) shall be direct applied Grade A sheeting.
 - Background shall be Grade A, B, or C reflective sheeting.
 - Shields; A, B, and C type arrows shall be on 0.032" (0.8mm) aluminum and demountable.
 - Bottom panel shall be yellow Grade C sheeting. Legend shall be direct applied black non-reflective sheeting. Yellow panel is:

Spacing Factor is 1 unless specified otherwise

LETTER POSITIONS

Letter spacings are to start of next letter

Series/Size	Text Length
E 2000	48.8
EM 2000	117.9

FILENAME: I-3819A Sign Designs NORTH CAROLINA D.O.T. SIGN DETAIL

LETTER POSITIONS

Letter spacings are to start of next letter

Series/Size	Text Length
E 2000	59.8
EM 2000	118.6
E 2000	70.1

FILENAME: I-3819A Sign Designs NORTH CAROLINA D.O.T. SIGN DETAIL

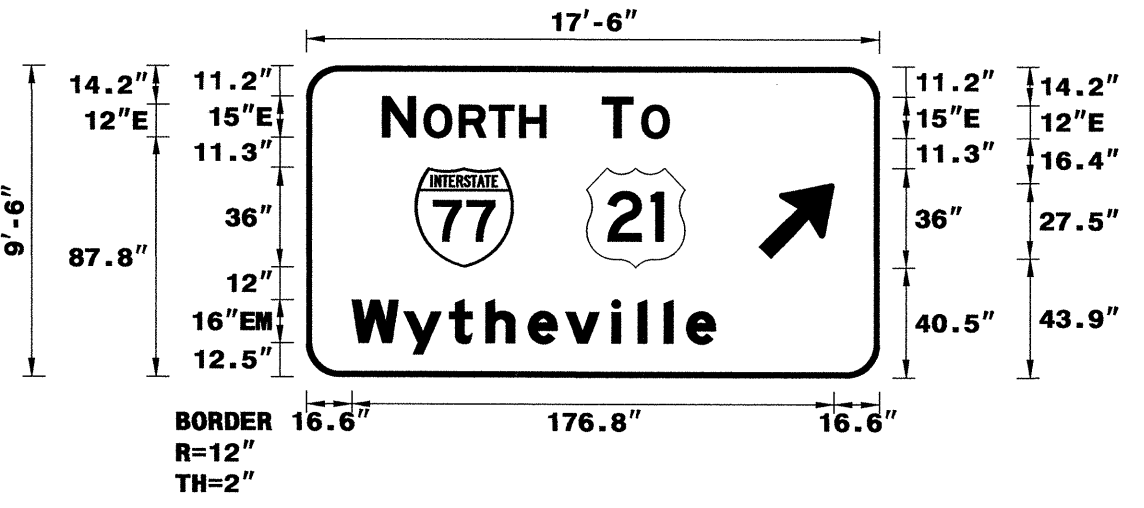
SIGN DESIGNS

P:\PFC-2010-065\I-3819A\Teffic\Signing\CADD\Quantities & GM_Signs\I-3819A_0ties.dgn
 12/29/10 10:47:55 AM
 Jgmar-tme2

SIGN NUMBER: 17B
 TYPE: A
 QUANTITY: 1
 SIGN WIDTH: 17'-6"
 HEIGHT: 9'-6"
 TOTAL AREA: 166.3 Sq.Ft.
 BORDER TYPE: FLUSH
 RECESS: 0"
 WIDTH: 2"
 RADII: 12"
 NO. Z BARS: 3
 LENGTH: 202.0

SYMBOL	X	Y	WID	HT
ARMED	165.9	43.9	22.4	35.3
M1_1	39.8	40.5	36	36
M1_4	102.7	40.5	36	36

DESIGN BY: JGM
 PROJECT ID: I-3819A
 CHECKED BY:
 DIV: 12
 DATE: Dec 20, 2010



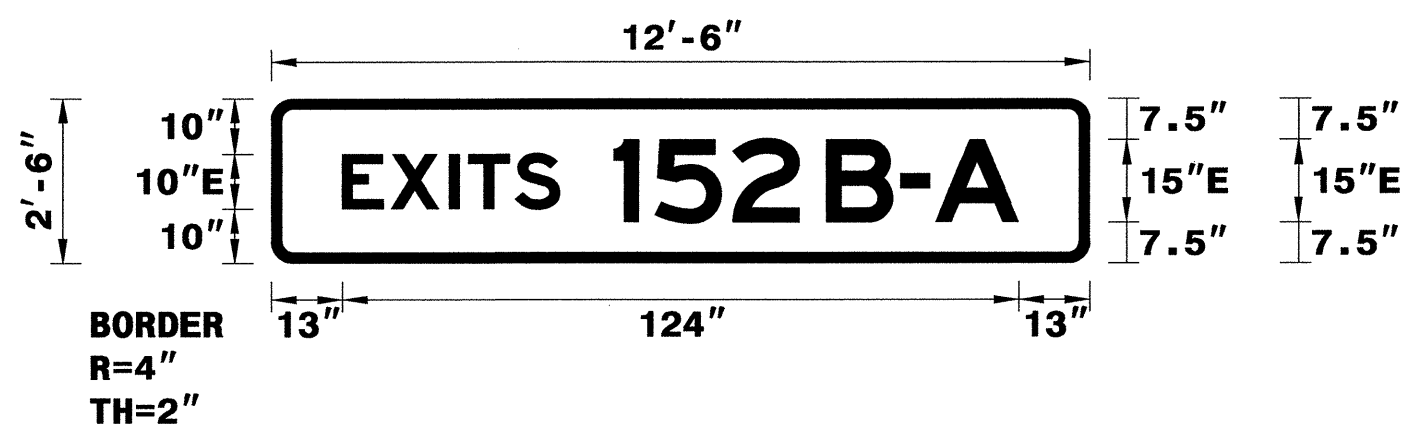
- USE NOTES: 1,2,3
- Legend and border(except those that are colored black) shall be direct applied Grade A sheeting.
 - Background shall be Grade A, B, or C reflective sheeting.
 - Shields; A, B, and C type arrows shall be on 0.032" (0.8mm) aluminum and demountable.
 - Bottom panel shall be yellow Grade C sheeting. Legend shall be direct applied black non-reflective sheeting. Yellow panel is:

Spacing Factor is 1 unless specified otherwise

SIGN NUMBER: 20A
 TYPE: A
 QUANTITY: 1
 SIGN WIDTH: 12'-6"
 HEIGHT: 2'-6"
 TOTAL AREA: 31.3 Sq.Ft.
 BORDER TYPE: FLUSH
 RECESS: 0"
 WIDTH: 2"
 RADII: 4"
 NO. Z BARS: 2
 LENGTH: 142.0

SYMBOL	X	Y	WID	HT
M1_1	43	90.9	36	36
M1_4	95	90.9	36	36

DESIGN BY: JGM
 PROJECT ID: I-3819A
 CHECKED BY:
 DIV: 12
 DATE: Dec 20, 2010



- USE NOTES: 1,2
- Legend and border(except those that are colored black) shall be direct applied Grade A sheeting.
 - Background shall be Grade A, B, or C reflective sheeting.
 - Shields; A, B, and C type arrows shall be on 0.032" (0.8mm) aluminum and demountable.
 - Bottom panel shall be yellow Grade C sheeting. Legend shall be direct applied black non-reflective sheeting. Yellow panel is:

Spacing Factor is 1 unless specified otherwise

TIP NO. I-3819A
 SHEET NO. SIGN-4E
 APPROVED: [Signature]
 DATE: 12-29-10
 SEAL: [Professional Engineer Seal for Aman I. Alquodh]

LETTER POSITIONS

Letter spacings are to start of next letter

Series/Size	Text Length
E 2000	59.9
E 2000	24.5
EM 2000	133.3

LETTER POSITIONS

Letter spacings are to start of next letter

Series/Size	Text Length
E 2000	124

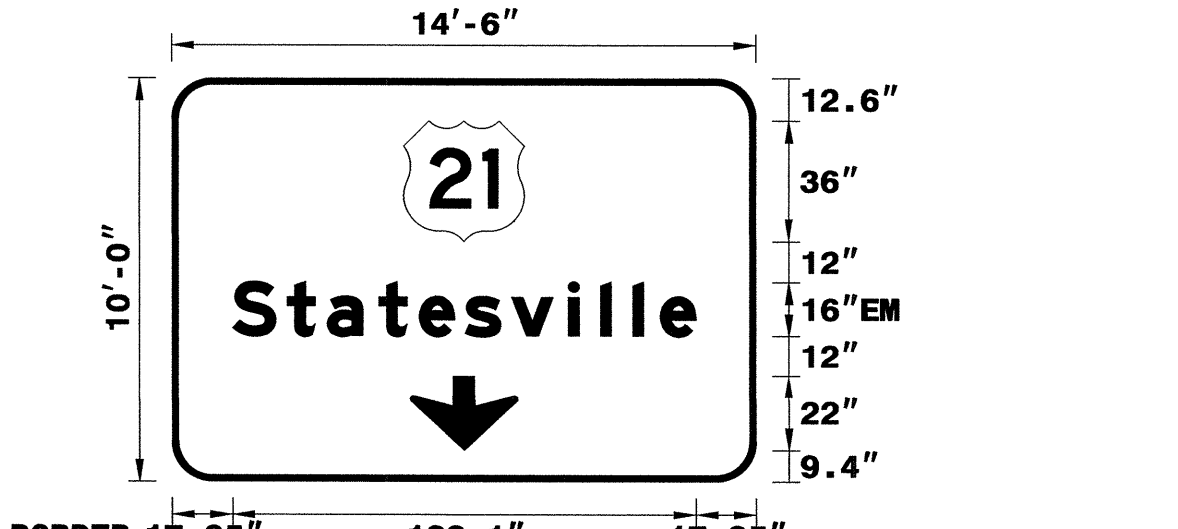
FILENAME: I-3819A Sign Designs NORTH CAROLINA D.O.T. SIGN DETAIL

FILENAME: I-3819A Sign Designs NORTH CAROLINA D.O.T. SIGN DETAIL

SIGN NUMBER: 18
 TYPE: A
 QUANTITY: 1
 SIGN WIDTH: 14'-6"
 HEIGHT: 10'-0"
 TOTAL AREA: 145.0 Sq.Ft.
 BORDER TYPE: FLUSH
 RECESS: 0"
 WIDTH: 2"
 RADII: 12"
 NO. Z BARS: 3
 LENGTH: 166.0

SYMBOL	X	Y	WID	HT
M1_4	69	71.4	36	36
ARROWN	71	9.4	32.1	22

DESIGN BY: JGM
 PROJECT ID: I-3819A
 CHECKED BY:
 DIV: 12
 DATE: Dec 20, 2010



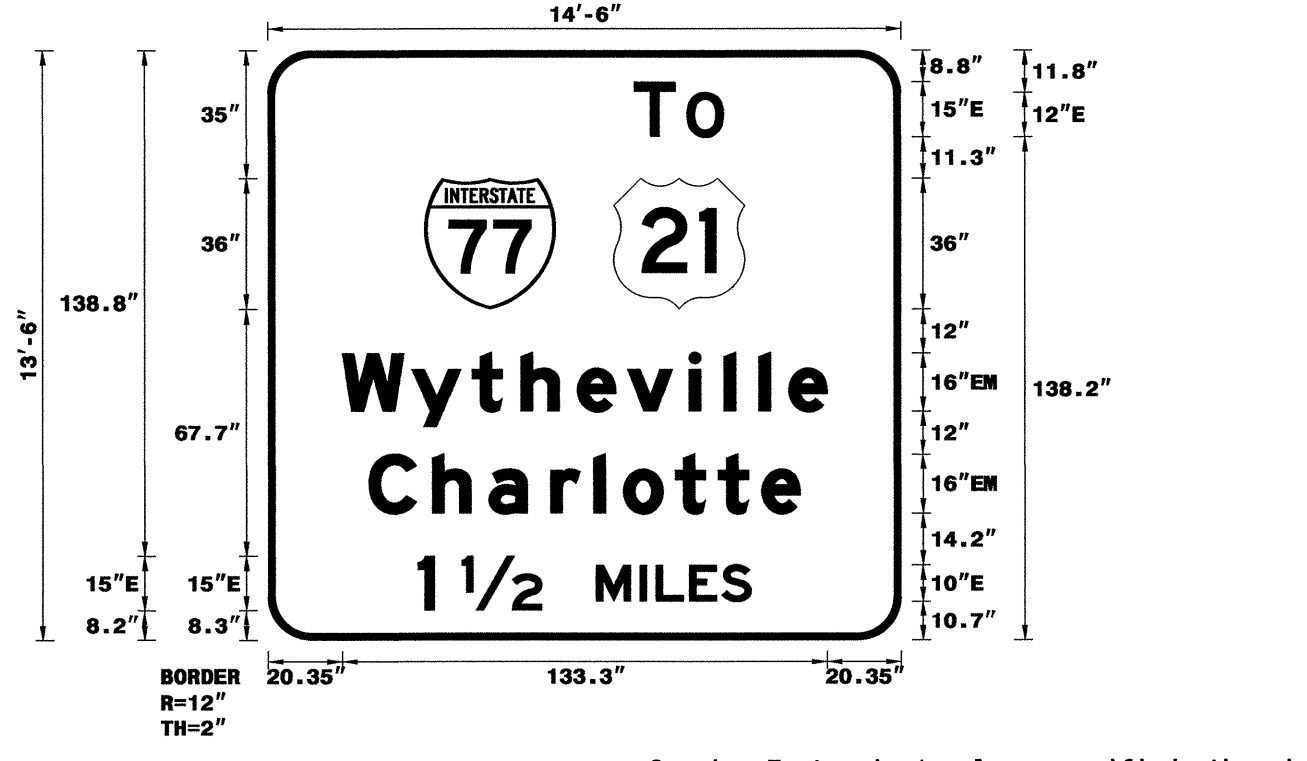
- USE NOTES: 1,2,3
- Legend and border(except those that are colored black) shall be direct applied Grade A sheeting.
 - Background shall be Grade A, B, or C reflective sheeting.
 - Shields; A, B, and C type arrows shall be on 0.032" (0.8mm) aluminum and demountable.
 - Bottom panel shall be yellow Grade C sheeting. Legend shall be direct applied black non-reflective sheeting. Yellow panel is:

Spacing Factor is 1 unless specified otherwise

SIGN NUMBER: 20B
 TYPE: A
 QUANTITY: 1
 SIGN WIDTH: 14'-6"
 HEIGHT: 13'-6"
 TOTAL AREA: 195.8 Sq.Ft.
 BORDER TYPE: FLUSH
 RECESS: 0"
 WIDTH: 2"
 RADII: 12"
 NO. Z BARS: 4
 LENGTH: 166.0

SYMBOL	X	Y	WID	HT
M1_1	43	90.9	36	36
M1_4	95	90.9	36	36

DESIGN BY: JGM
 PROJECT ID: I-3819A
 CHECKED BY:
 DIV: 12
 DATE: Nov 21, 2010



- USE NOTES: 1,2,3
- Legend and border(except those that are colored black) shall be direct applied Grade A sheeting.
 - Background shall be Grade A, B, or C reflective sheeting.
 - Shields; A, B, and C type arrows shall be on 0.032" (0.8mm) aluminum and demountable.
 - Bottom panel shall be yellow Grade C sheeting. Legend shall be direct applied black non-reflective sheeting. Yellow panel is:

Spacing Factor is 1 unless specified otherwise

LETTER POSITIONS

Letter spacings are to start of next letter

Series/Size	Text Length
EM 2000	138.1

LETTER POSITIONS

Letter spacings are to start of next letter

Series/Size	Text Length
E 2000	24.5
EM 2000	133.3
EM 2000	118.6
E 2000	91.6

FILENAME: I-3819A Sign Designs NORTH CAROLINA D.O.T. SIGN DETAIL

FILENAME: I-3819A Sign Designs NORTH CAROLINA D.O.T. SIGN DETAIL

SIGN DESIGNS


2010-06-15 10:54 AM I:\3819A\Teffic\Signing\CADD\Quantities & GM_Signs\I-3819A_Qties.dgn
 12/29/10 11:24:77 AM
 jgmar-tme2

SIGN NUMBER: 21A
 TYPE: B
 QUANTITY: 1
 SIGN WIDTH: 8'-6"
 HEIGHT: 2'-6"
 TOTAL AREA: 21.3 Sq.Ft.
 BORDER TYPE: FLUSH
 RECESS: 0"
 WIDTH: 2"
 RADII: 4"
 NO. Z BARS: 2
 LENGTH: 94"

BACKG COLOR: Green
 COPY COLOR: White

SYMBOL	X	Y	WID	HT

DESIGN BY: JGM
 PROJECT ID: I-3819A
 CHECKED BY:
 DIV: 12
 DATE: Dec 20, 2010



BORDER
 R=4"
 TH=2"

Spacing Factor is 1 unless specified otherwise

USE NOTES: 1,2
 1. Legend and border(except those that are colored black) shall be direct applied Grade A sheeting.
 2. Background shall be Grade A, B, or C reflective sheeting.
 3. Shields; A, B, and C type arrows shall be on 0.032" (0.8mm) aluminum and demountable.
 4. Bottom panel shall be yellow Grade C sheeting. Legend shall be direct applied black non-reflective sheeting. Yellow panel is:

LETTER POSITIONS

Letter spacings are to start of next letter

Letter spacings are to start of next letter											Series/Size Text Length
	E	X	I	T		1	5	4			E 2000
	13	8.9	10.7	3.5	7.5	10	7.5	13.8	14.1	13	76

FILENAME: I-3819A Sign Designs
 NORTH CAROLINA D.O.T. SIGN DETAIL

SIGN NUMBER: 22A
 TYPE: B
 QUANTITY: 1
 SIGN WIDTH: 7'-0"
 HEIGHT: 2'-6"
 TOTAL AREA: 17.5 Sq.Ft.
 BORDER TYPE: FLUSH
 RECESS: 0"
 WIDTH: 2"
 RADII: 4"
 NO. Z BARS: 2
 LENGTH: 78"

BACKG COLOR: Green
 COPY COLOR: White

SYMBOL	X	Y	WID	HT

DESIGN BY: JGM
 PROJECT ID: I-3819A
 CHECKED BY:
 DIV: 12
 DATE: Dec 20, 2010



BORDER
 R=4"
 TH=2"

Spacing Factor is 1 unless specified otherwise

USE NOTES: 1,2
 1. Legend and border(except those that are colored black) shall be direct applied Grade A sheeting.
 2. Background shall be Grade A, B, or C reflective sheeting.
 3. Shields; A, B, and C type arrows shall be on 0.032" (0.8mm) aluminum and demountable.
 4. Bottom panel shall be yellow Grade C sheeting. Legend shall be direct applied black non-reflective sheeting. Yellow panel is:

LETTER POSITIONS

Letter spacings are to start of next letter

Letter spacings are to start of next letter											Series/Size Text Length
	E	X	I	T		5	1				E 2000
	12.1	8.9	10.7	3.5	7.5	10	14.7	4.5	12.1		59.8

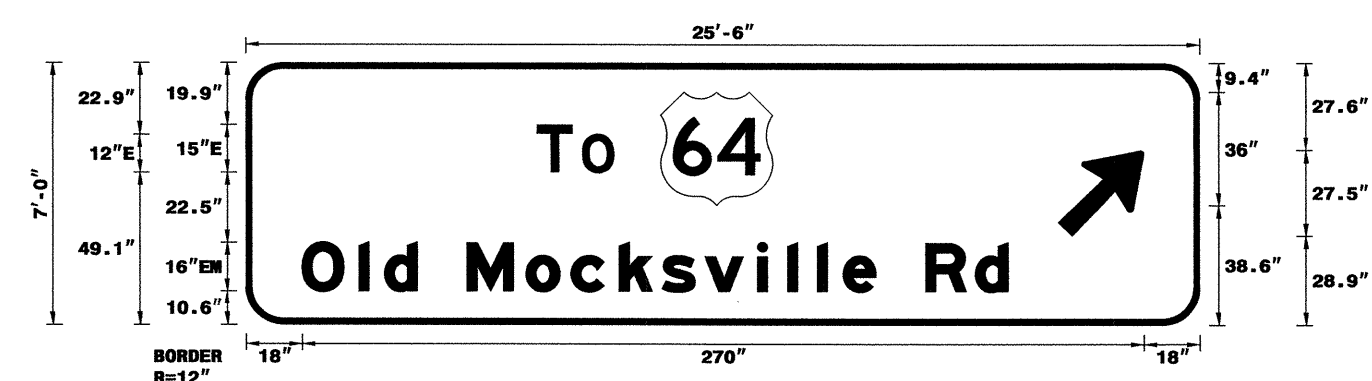
FILENAME: I-3819A Sign Designs
 NORTH CAROLINA D.O.T. SIGN DETAIL

SIGN NUMBER: 21B
 TYPE: A
 QUANTITY: 1
 SIGN WIDTH: 25'-6"
 HEIGHT: 7'-0"
 TOTAL AREA: 178.5 Sq.Ft.
 BORDER TYPE: FLUSH
 RECESS: 0"
 WIDTH: 2"
 RADII: 12"
 NO. Z BARS: 2
 LENGTH: 298.0

BACKG COLOR: Green
 COPY COLOR: White

SYMBOL	X	Y	WID	HT
M1_4	133	38.6	36	36
ARMED	260.5	28.9	22.4	35.3

DESIGN BY: JGM
 PROJECT ID: I-3819A
 CHECKED BY:
 DIV: 12
 DATE: Nov 21, 2010



BORDER
 R=12"
 TH=2"

Spacing Factor is 1 unless specified otherwise

USE NOTES: 1,2,3
 1. Legend and border(except those that are colored black) shall be direct applied Grade A sheeting.
 2. Background shall be Grade A, B, or C reflective sheeting.
 3. Shields; A, B, and C type arrows shall be on 0.032" (0.8mm) aluminum and demountable.
 4. Bottom panel shall be yellow Grade C sheeting. Legend shall be direct applied black non-reflective sheeting. Yellow panel is:

LETTER POSITIONS

Letter spacings are to start of next letter

Letter spacings are to start of next letter																Series/Size Text Length			
	T	O														E 2000			
	93.5	11.2	3.2	10.1	188											24.5			
		0	1	d		M	o	c	k	s	v	i	l	l	e	R	d		E 2000
	18	18.2	8.2	10.6	16	18.9	14.4	15.5	13.8	13.8	17	9.6	9.6	8.2	10.6	16	15.8	10.6	226.6

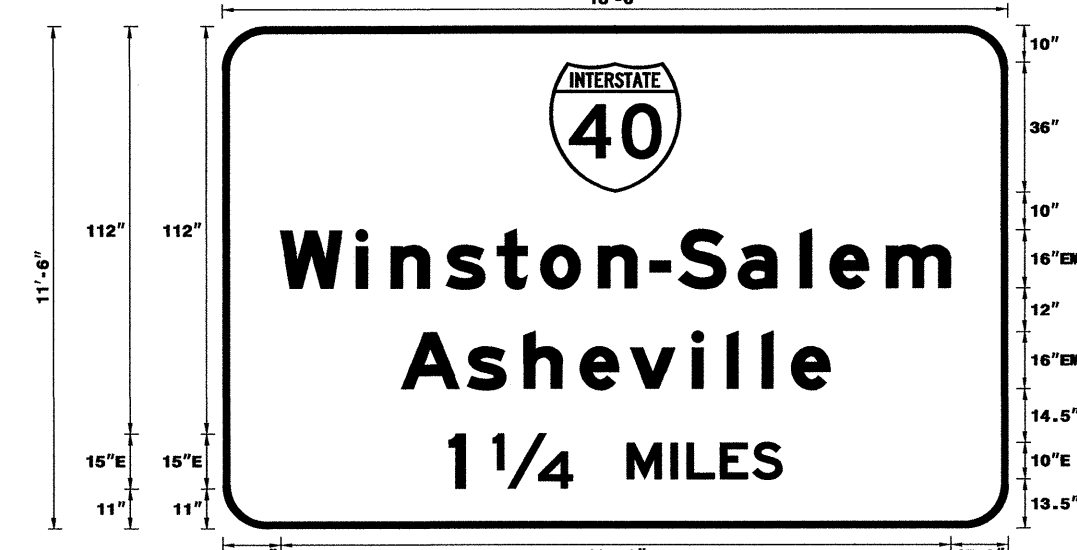
FILENAME: I-3819A Sign Designs
 NORTH CAROLINA D.O.T. SIGN DETAIL

SIGN NUMBER: 22B
 TYPE: A
 QUANTITY: 1
 SIGN WIDTH: 18'-0"
 HEIGHT: 11'-6"
 TOTAL AREA: 207.0 Sq.Ft.
 BORDER TYPE: FLUSH
 RECESS: 0"
 WIDTH: 2"
 RADII: 12"
 NO. Z BARS: 3
 LENGTH: 208.0

BACKG COLOR: Green
 COPY COLOR: White

SYMBOL	X	Y	WID	HT
M1_1	90	92	36	36

DESIGN BY: JGM
 PROJECT ID: I-3819A
 CHECKED BY:
 DIV: 12
 DATE: Nov 22, 2010



BORDER
 R=12"
 TH=2"

Spacing Factor is 1 unless specified otherwise

USE NOTES: 1,2,3
 1. Legend and border(except those that are colored black) shall be direct applied Grade A sheeting.
 2. Background shall be Grade A, B, or C reflective sheeting.
 3. Shields; A, B, and C type arrows shall be on 0.032" (0.8mm) aluminum and demountable.
 4. Bottom panel shall be yellow Grade C sheeting. Legend shall be direct applied black non-reflective sheeting. Yellow panel is:

LETTER POSITIONS

Letter spacings are to start of next letter

Letter spacings are to start of next letter																Series/Size Text Length
	W	i	n	s	t	o	n	-	S	a	l	e	M			E 2000
	15.9	20.8	9.6	15.2	13.9	12	15.8	14.2	7.8	16.5	17	8.2	15.5	17.6	15.9	184.2
		A	s	h	e	v	i	l	l	e						E 2000
	49	18.2	15.5	15.5	13.8	17	9.6	9.6	8.2	10.6	49				117.9	
		1				1/4		M	I	L	E	S				E 2000
	62.2	4.5	7.5	22	15	12	4.4	9.2	8.9	8.1	62.2				91.6	

FILENAME: I-3819A Sign Designs
 NORTH CAROLINA D.O.T. SIGN DETAIL

TIP NO.
I-3819A

SHEET NO.
SIGN-4F

APPROVED: *[Signature]*

DATE: 12-29-10

SEAL

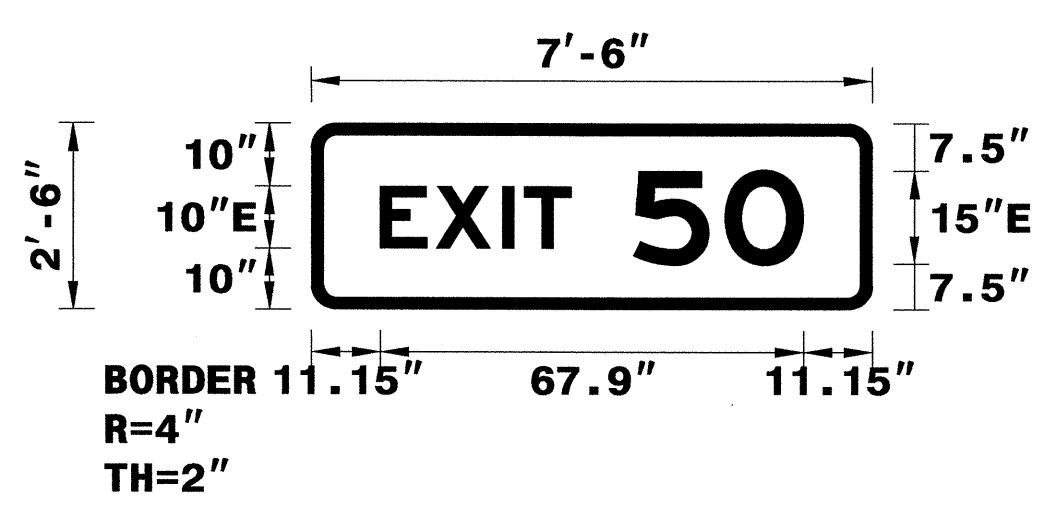
SIGN DESIGNS

28-DEC-2010 08:52
 F:\Projects\2010\I-3819A\T-Office\Signing\CA00\Quantities & GM_Signs\I-3819A_01es.dgn
 Jgm:trmz
 AT IE247795

SIGN NUMBER: 23A
 TYPE: B
 QUANTITY: 1
 SIGN WIDTH: 7'-6"
 HEIGHT: 2'-6"
 TOTAL AREA: 18.8 Sq.Ft.
 BORDER TYPE: FLUSH
 RECESS: 0"
 WIDTH: 2"
 RADII: 4"
 NO. Z BARS: 2
 LENGTH: 82"

SYMBOL	X	Y	WID	HT

DESIGN BY: none
 CHECKED BY:
 PROJECT ID: ID
 DIV: DIV
 DATE: Dec 20, 2010



USE NOTES: 1,2
 1. Legend and border(except those that are colored black) shall be direct applied Grade A sheeting.
 2. Background shall be Grade A, B, or C reflective sheeting.
 3. Shields; A, B, and C type arrows shall be on 0.032" (0.8mm) aluminum and demountable.
 4. Bottom panel shall be yellow Grade C sheeting. Legend shall be direct applied black non-reflective sheeting. Yellow panel is:

LETTER POSITIONS

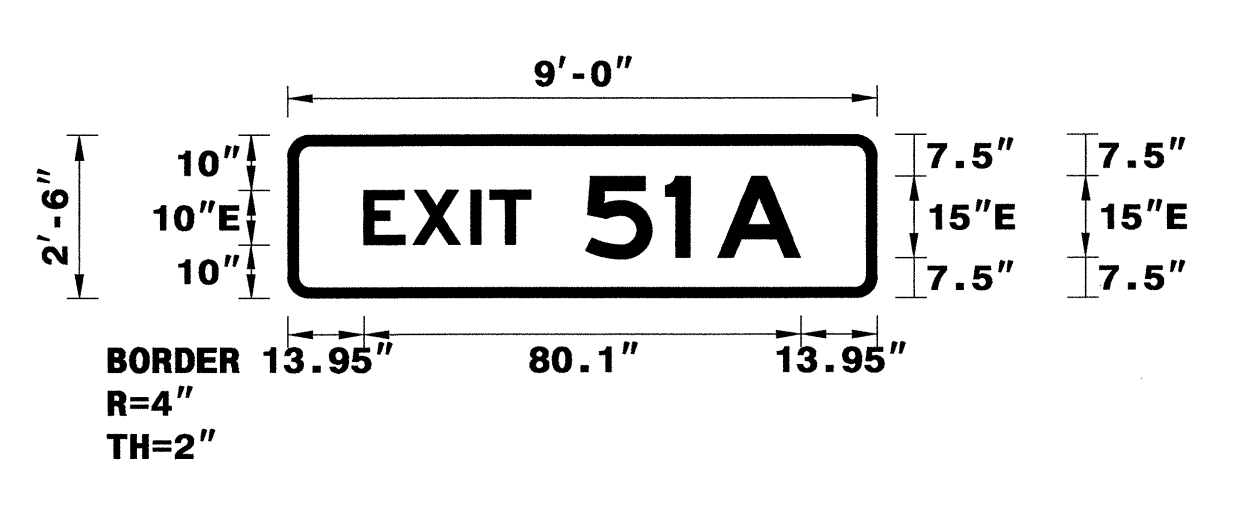
Letter spacings are to start of next letter											Series/Size Text Length	
E	X	I	T	S	O						E 2000	
11.1	8.9	10.7	3.5	7.5	10	14.7	12.6	11				67.9

FILENAME: I-3918A Sign Designs
 NORTH CAROLINA D.O.T. SIGN DETAIL

SIGN NUMBER: 24A
 TYPE: B
 QUANTITY: 1
 SIGN WIDTH: 9'-0"
 HEIGHT: 2'-6"
 TOTAL AREA: 22.5 Sq.Ft.
 BORDER TYPE: FLUSH
 RECESS: 0"
 WIDTH: 2"
 RADII: 4"
 NO. Z BARS: 2
 LENGTH: 100.0

SYMBOL	X	Y	WID	HT

DESIGN BY: JGM
 CHECKED BY:
 PROJECT ID: I-3819A
 DIV: 12
 DATE: Dec 20, 2010



USE NOTES: 1,2
 1. Legend and border(except those that are colored black) shall be direct applied Grade A sheeting.
 2. Background shall be Grade A, B, or C reflective sheeting.
 3. Shields; A, B, and C type arrows shall be on 0.032" (0.8mm) aluminum and demountable.
 4. Bottom panel shall be yellow Grade C sheeting. Legend shall be direct applied black non-reflective sheeting. Yellow panel is:

LETTER POSITIONS

Letter spacings are to start of next letter											Series/Size Text Length
E	X	I	T	S	I	A					E 2000
13.9	8.9	10.7	3.5	7.5	10	14.7	4.5	5	15.3	14	80.1

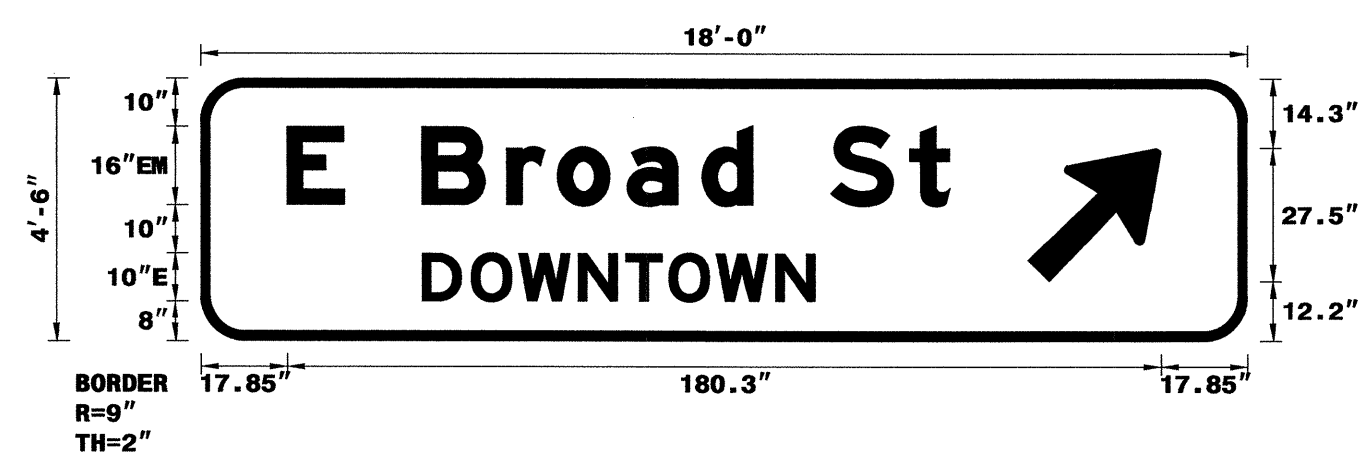
FILENAME: I-3918A Sign Designs
 NORTH CAROLINA D.O.T. SIGN DETAIL

TIP NO. I-3819A
 SHEET NO. SIGN-4G
 APPROVED: [Signature]
 DATE: 12-29-10
 SEAL

SIGN NUMBER: 23B
 TYPE: A
 QUANTITY: 1
 SIGN WIDTH: 18'-0"
 HEIGHT: 4'-6"
 TOTAL AREA: 81.0 Sq.Ft.
 BORDER TYPE: FLUSH
 RECESS: 0"
 WIDTH: 2"
 RADII: 9"
 NO. Z BARS: 2
 LENGTH: 208.0

SYMBOL	X	Y	WID	HT
ARMED	170.7	12.3	22.4	35.3

DESIGN BY: JGM
 CHECKED BY:
 PROJECT ID: I-3819A
 DIV: 12
 DATE: Nov 22, 2010



USE NOTES: 1,2,3
 1. Legend and border(except those that are colored black) shall be direct applied Grade A sheeting.
 2. Background shall be Grade A, B, or C reflective sheeting.
 3. Shields; A, B, and C type arrows shall be on 0.032" (0.8mm) aluminum and demountable.
 4. Bottom panel shall be yellow Grade C sheeting. Legend shall be direct applied black non-reflective sheeting. Yellow panel is:

LETTER POSITIONS


Letter spacings are to start of next letter											Series/Size Text Length
E	B	r	o	a	d	S	t				EM 2000
17.9	11.8	16	17.4	10.4	14.4	15.5	10.6	16	16.3	8.3	81.3
D O W N T O W N											E 2000
45.7	10.1	9.8	12.3	9.8	8.9	9.8	12.3	8.1			81.1

FILENAME: I-3918A Sign Designs
 NORTH CAROLINA D.O.T. SIGN DETAIL

SIGN NUMBER: 24B
 TYPE: A
 QUANTITY: 1
 SIGN WIDTH: 18'-6"
 HEIGHT: 9'-0"
 TOTAL AREA: 166.5 Sq.Ft.
 BORDER TYPE: FLUSH
 RECESS: 0"
 WIDTH: 2"
 RADII: 12"
 NO. Z BARS: 3
 LENGTH: 214.0

SYMBOL	X	Y	WID	HT
M1_1	62.3	62.5	36	36

DESIGN BY: JGM
 CHECKED BY:
 PROJECT ID: I-3819A
 DIV: 12
 DATE: Dec 20, 2010



USE NOTES: 1,2,3
 1. Legend and border(except those that are colored black) shall be direct applied Grade A sheeting.
 2. Background shall be Grade A, B, or C reflective sheeting.
 3. Shields; A, B, and C type arrows shall be on 0.032" (0.8mm) aluminum and demountable.
 4. Bottom panel shall be yellow Grade C sheeting. Legend shall be direct applied black non-reflective sheeting. Yellow panel is:

LETTER POSITIONS

Letter spacings are to start of next letter											Series/Size Text Length				
E	A	S	T								E 2000				
113.3	11.3	1.5	13.6	11	9	62.3					46.4				
W i n s t o n - S a l e m											EM 2000				
18.9	20.8	9.6	15.2	13.9	12	15.8	14.2	7.8	16.5	17	8.2	15.5	17.6	18.9	184.2
1/4 M I L E											E 2000				
76	22	15	12	4.4	9.2	7.5					70.1				

FILENAME: I-3918A Sign Designs
 NORTH CAROLINA D.O.T. SIGN DETAIL

SIGN DESIGNS

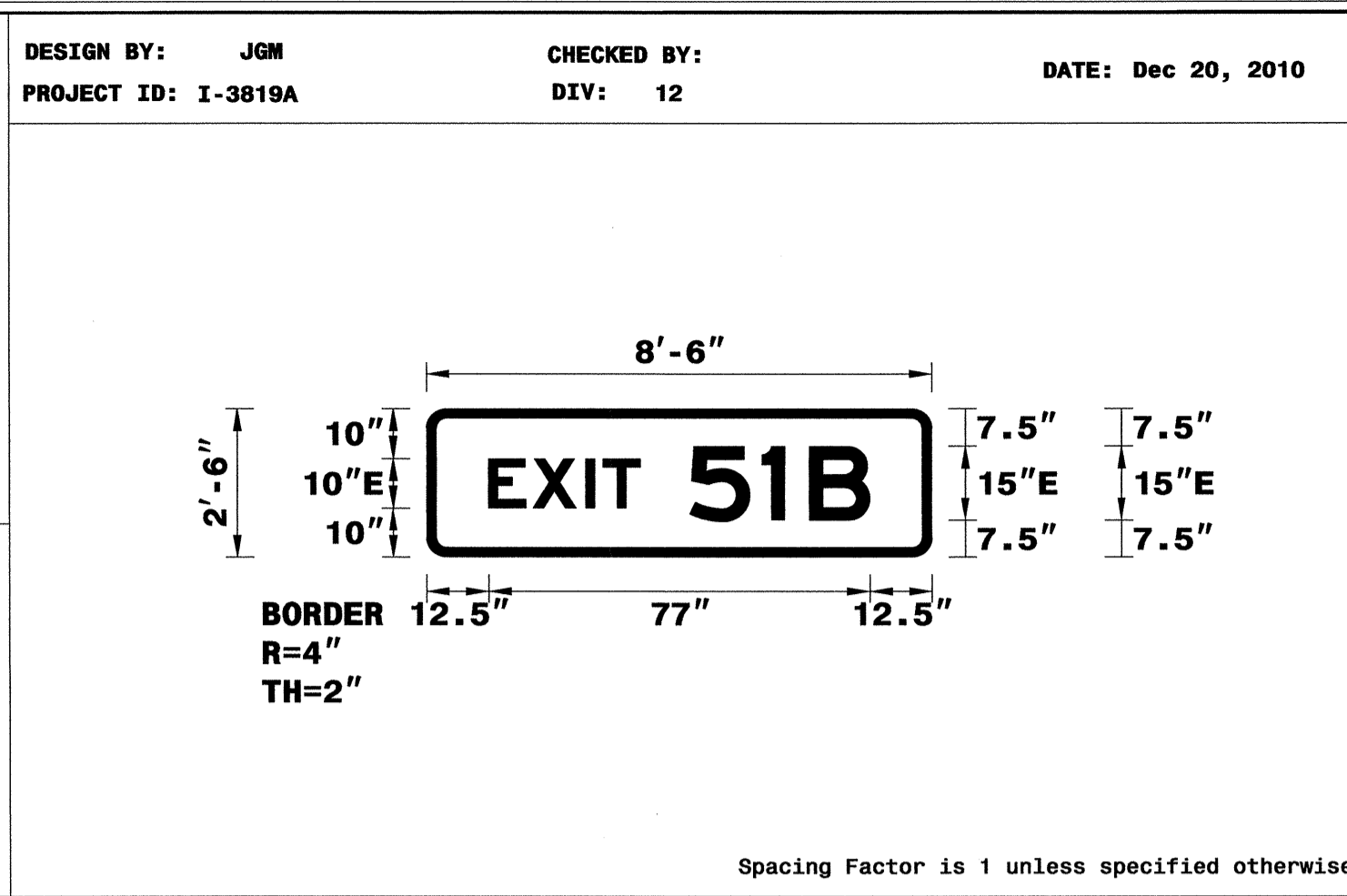
23 DEC 2010 06:53 [3819A]Affric\Signing\CA00\Quantities & CM Signs\I-3819A Dties.dgn
 jgmer-tinez At 1E247796

SIGN NUMBER: 25A
TYPE: B
QUANTITY: 1
SIGN WIDTH: 8'-6"
HEIGHT: 2'-6"
TOTAL AREA: 21.3 Sq.Ft.
BORDER TYPE: FLUSH
RECESS: 0"
WIDTH: 2"
RADII: 4"
NO. Z BARS: 2
LENGTH: 94"

BACKG COLOR: Green
COPY COLOR: White

SYMBOL	X	Y	WID	HT
M1_1				
ARMED				

MAT'L: 0.125" (3.2 mm) ALUMINUM



- USE NOTES: 1,2
- Legend and border(except those that are colored black) shall be direct applied Grade A sheeting.
 - Background shall be Grade A, B, or C reflective sheeting.
 - Shields; A, B, and C type arrows shall be on 0.032" (0.8mm) aluminum and demountable.
 - Bottom panel shall be yellow Grade C sheeting. Legend shall be direct applied black non-reflective sheeting. Yellow panel is:

LETTER POSITIONS

Letter spacings are to start of next letter

Series/Size	Text Length
E 2000	77

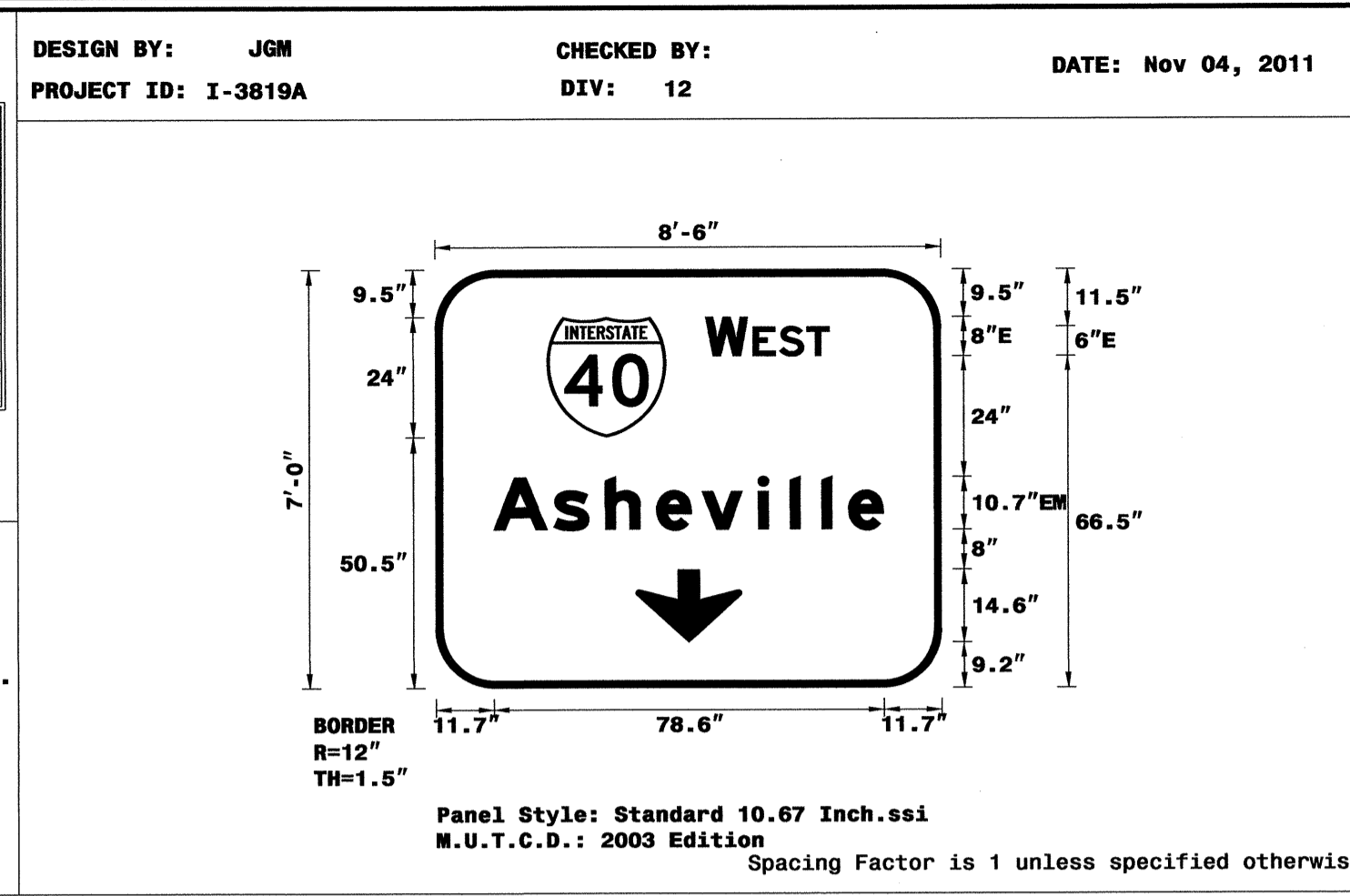
FILENAME: I-3819A Sign Designs NORTH CAROLINA D.O.T. SIGN DETAIL

SIGN NUMBER: 26
TYPE: A
QUANTITY: 2
SIGN WIDTH: 8'-6"
HEIGHT: 7'-0"
TOTAL AREA: 59.5 Sq.Ft.
BORDER TYPE: FLUSH
RECESS: 0"
WIDTH: 1.5"
RADII: 12"
NO. Z BARS: 2
LENGTH: 94.0

BACKG COLOR: Green
COPY COLOR: White

SYMBOL	X	Y	WID	HT
M1_1	22.5	50.5	24	24
ARDOWN	40.3	9.2	21.3	14.6

MAT'L: 0.125" (3.2 mm) ALUMINUM



- USE NOTES: 1,2,3
- Legend and border(except those that are colored black) shall be direct applied Grade A sheeting.
 - Background shall be Grade A, B, or C reflective sheeting.
 - Shields; A, B, and C type arrows shall be on 0.032" (0.8mm) aluminum and demountable.
 - Bottom panel shall be yellow Grade C sheeting. Legend shall be direct applied black non-reflective sheeting. Yellow panel is:

LETTER POSITIONS

Letter spacings are to start of next letter

Series/Size	Text Length
E 2000	24.9
EM 2000	78.6

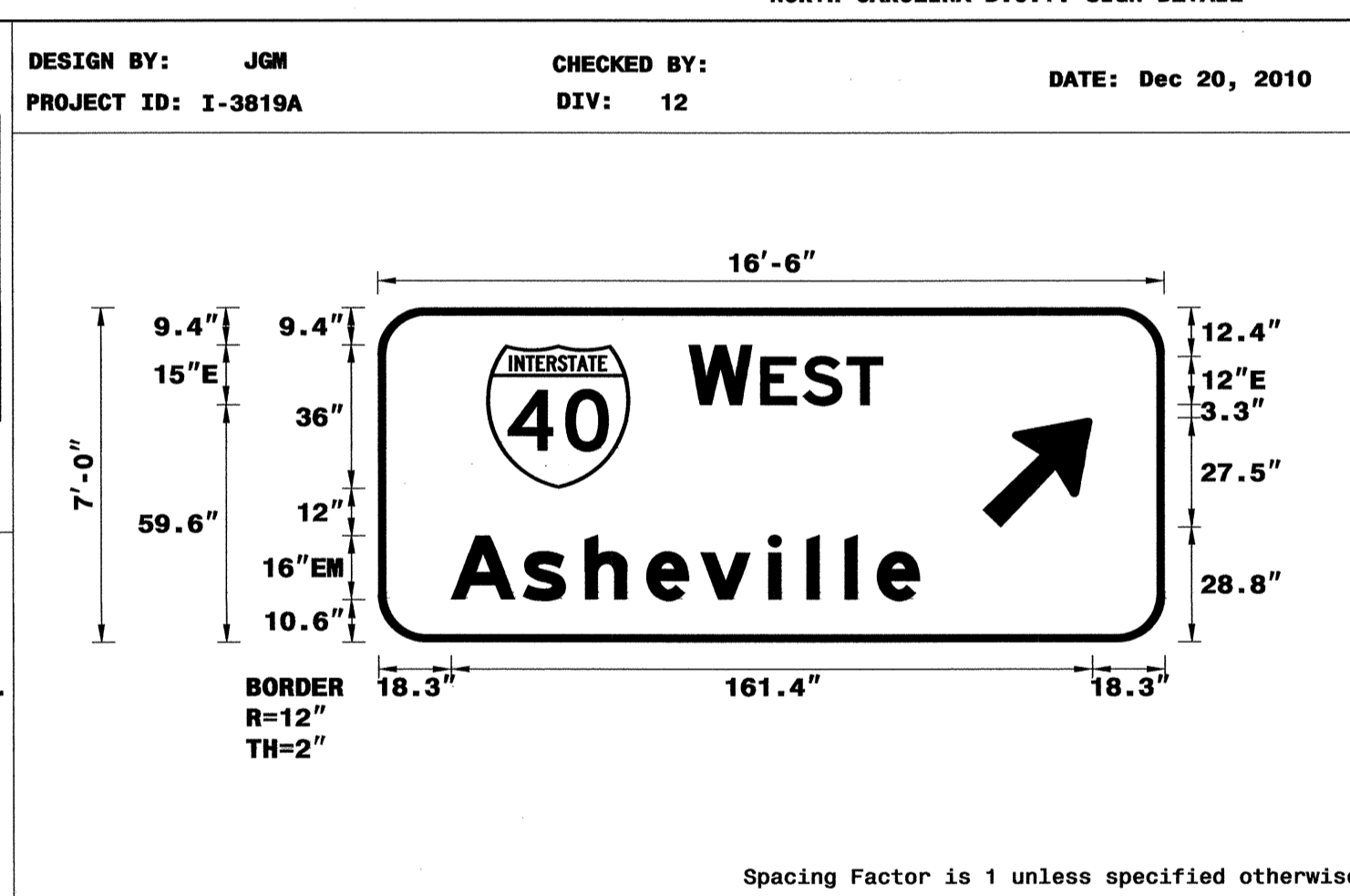
FILENAME: I-3819A Sign Designs NORTH CAROLINA D.O.T. SIGN DETAIL

SIGN NUMBER: 25B
TYPE: A
QUANTITY: 1
SIGN WIDTH: 16'-6"
HEIGHT: 7'-0"
TOTAL AREA: 115.5 Sq.Ft.
BORDER TYPE: FLUSH
RECESS: 0"
WIDTH: 2"
RADII: 12"
NO. Z BARS: 2
LENGTH: 190.0

BACKG COLOR: Green
COPY COLOR: White

SYMBOL	X	Y	WID	HT
M1_1	27.4	38.6	36	36
ARMED	152.2	28.9	22.4	35.3

MAT'L: 0.125" (3.2 mm) ALUMINUM



LETTER POSITIONS

Letter spacings are to start of next letter

Series/Size	Text Length
E 2000	48.8
EM 2000	117.9

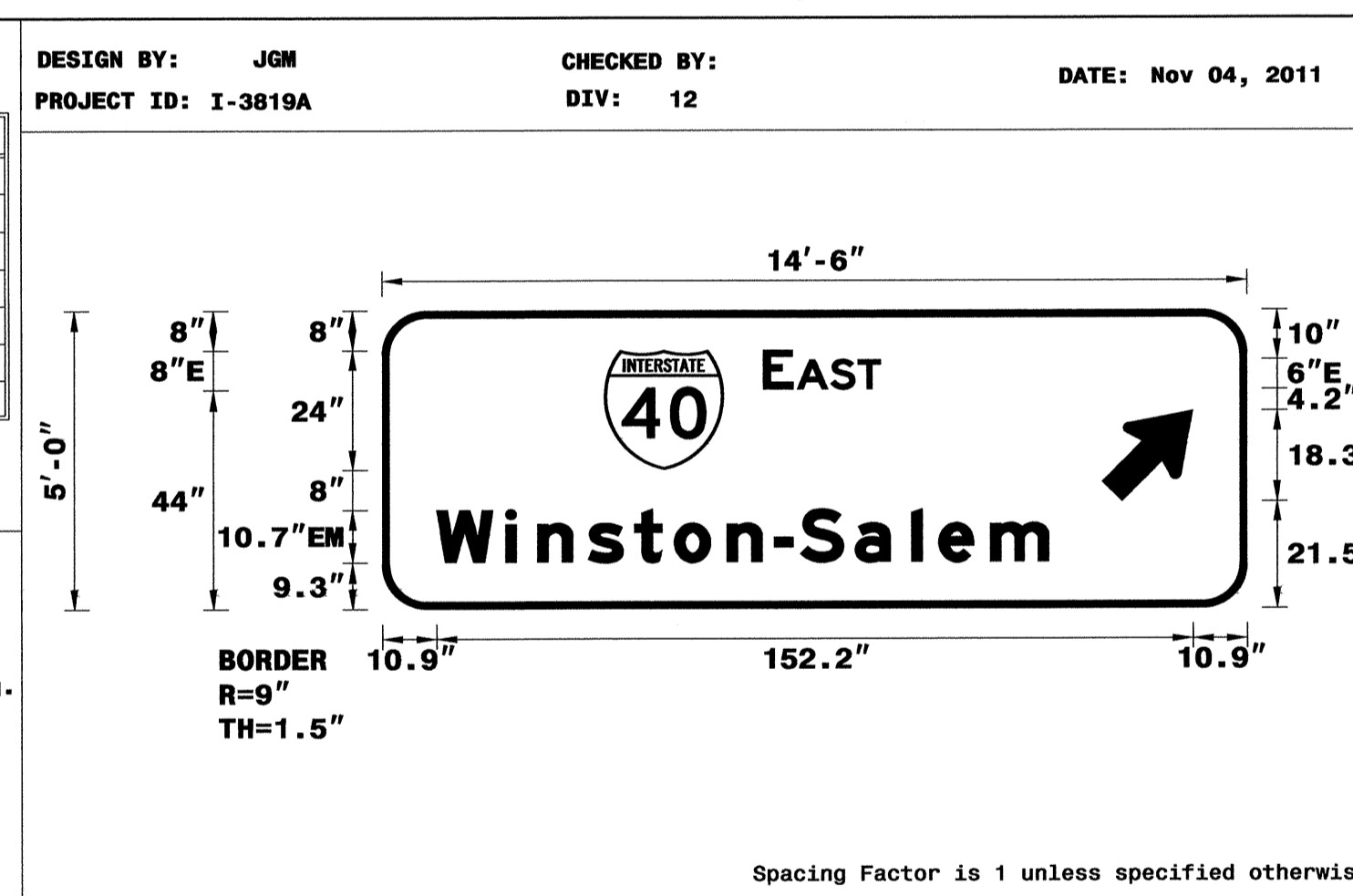
FILENAME: I-3819A Sign Designs NORTH CAROLINA D.O.T. SIGN DETAIL

SIGN NUMBER: 27
TYPE: A
QUANTITY: 1
SIGN WIDTH: 14'-6"
HEIGHT: 5'-0"
TOTAL AREA: 72.5 Sq.Ft.
BORDER TYPE: FLUSH
RECESS: 0"
WIDTH: 1.5"
RADII: 9"
NO. Z BARS: 2
LENGTH: 166.0

BACKG COLOR: Green
COPY COLOR: White

SYMBOL	X	Y	WID	HT
M1_1	44.7	28	24	24
ARUP	144.8	21.5	15.4	23

MAT'L: 0.125" (3.2 mm) ALUMINUM



LETTER POSITIONS

Letter spacings are to start of next letter

Series/Size	Text Length
E 2000	23.6
EM 2000	123.2

FILENAME: I-3819A Sign Designs NORTH CAROLINA D.O.T. SIGN DETAIL

TIP NO. I-3819A SHEET NO. SIGN-4H

APPROVED: [Signature]

DATE: 11-21-11

SEAL

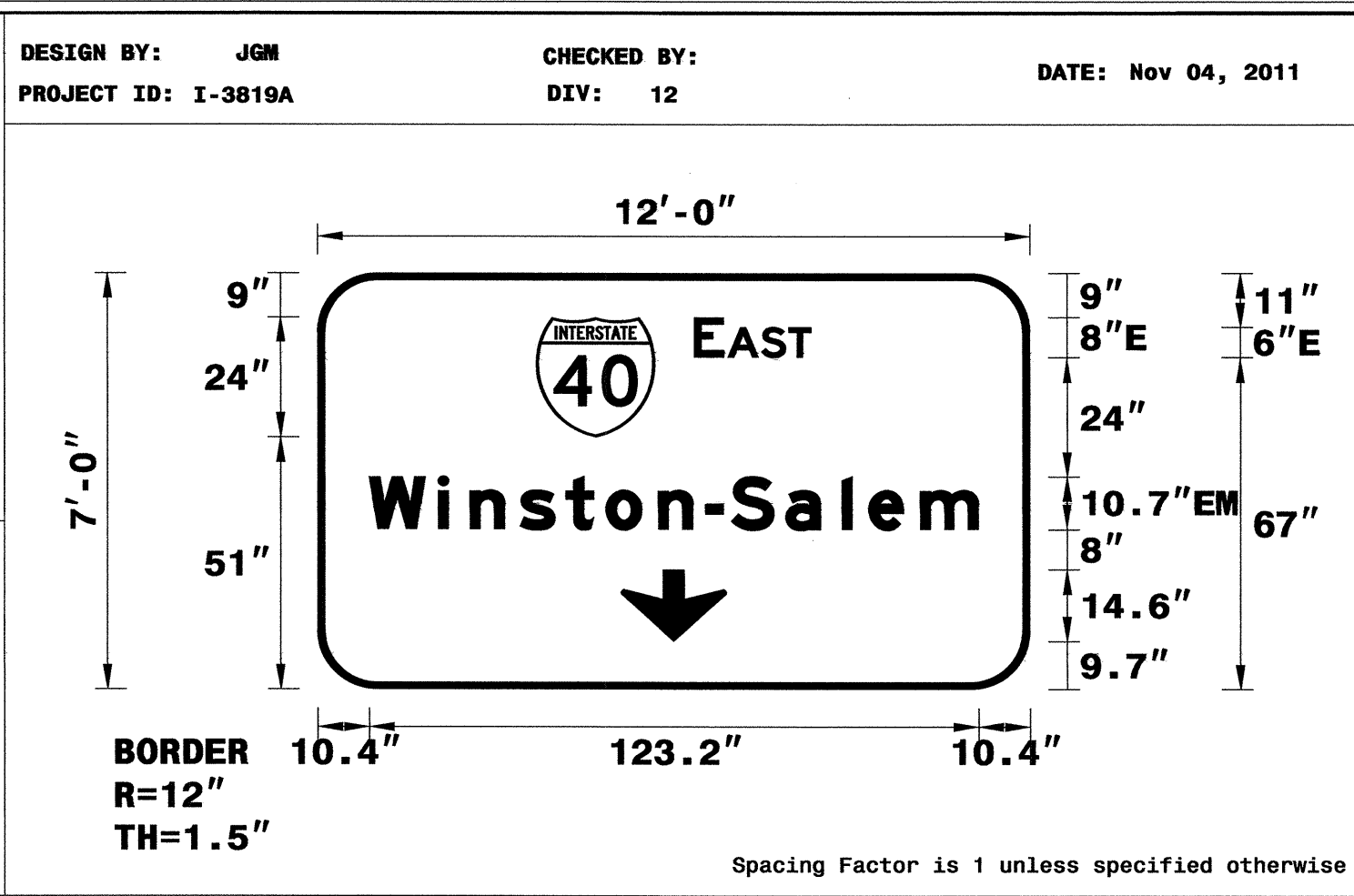
SIGN DESIGNS

H:\NOV2011\452...
 I:\3819A\I-3819A\Signs\Signs\I-3819A 01tes.dgn
 12/27/10 10:47:06 AM

SIGN NUMBER: 28	BACKG COLOR: Green
TYPE: A	COPY COLOR: White
QUANTITY: 1	
SIGN WIDTH: 12'-0"	
HEIGHT: 7'-0"	
TOTAL AREA: 84.0 Sq.Ft.	
BORDER TYPE: FLUSH	
RECESS: 0"	
WIDTH: 1.5"	
RADII: 12"	
NO. Z BARS: 2	
LENGTH: 136.0	

SYMBOL	X	Y	WID	HT
M1_1	44.2	51	24	24
ARDOWN	61.3	9.7	21.3	14.6

MAT'L: 0.125" (3.2 mm) ALUMINUM



USE NOTES: 1,2,3

- Legend and border(except those that are colored black) shall be direct applied Grade A sheeting.
- Background shall be Grade A, B, or C reflective sheeting.
- Shields; A, B, and C type arrows shall be on 0.032" (0.8mm) aluminum and demountable.
- Bottom panel shall be yellow Grade C sheeting. Legend shall be direct applied black non-reflective sheeting. Yellow panel is:

LETTER POSITIONS

Letter spacings are to start of next letter

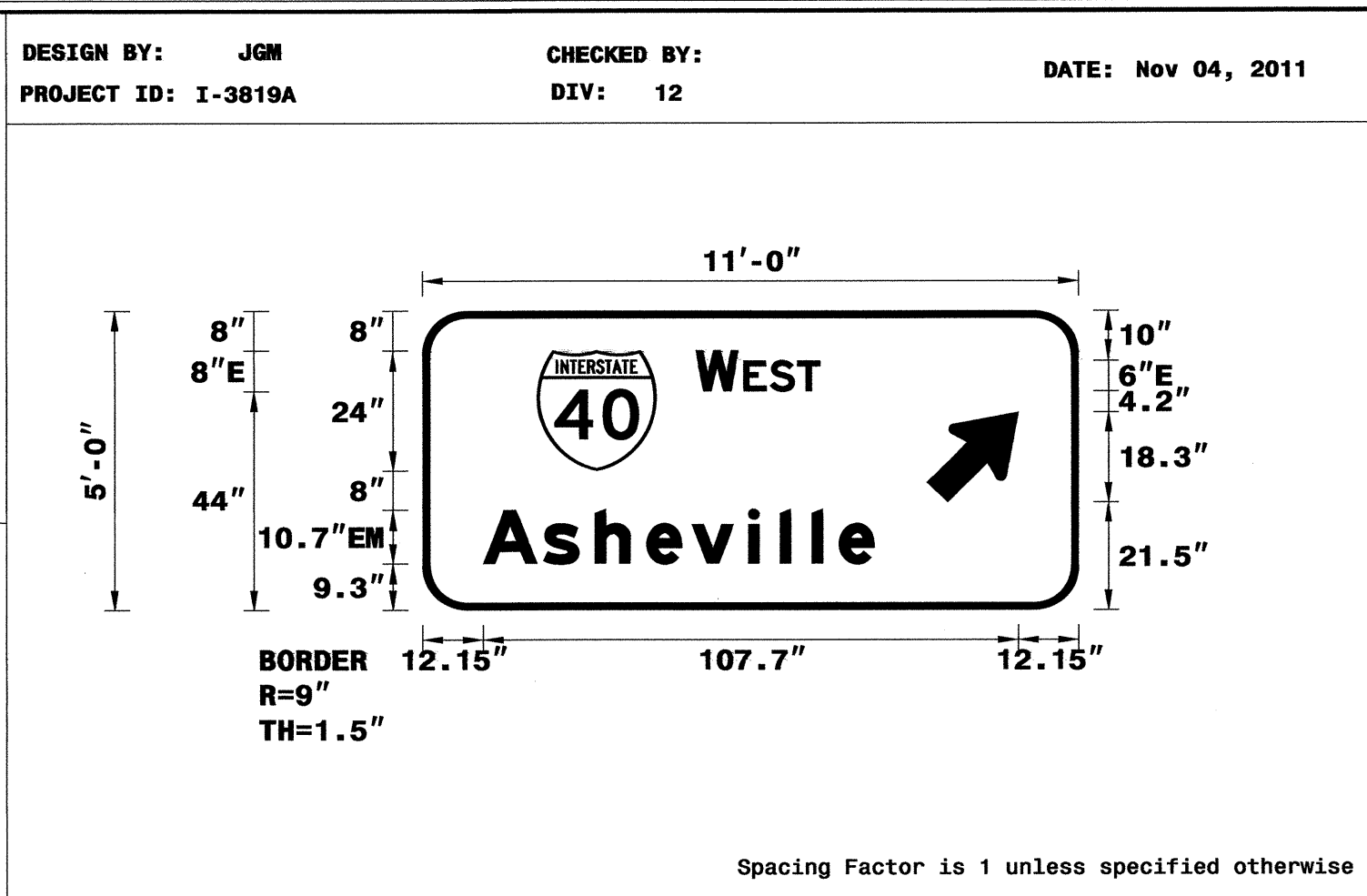
	E	A	S	T														Series/Size Text Length
	76.2	6	0.8	6.8	5.5	4.5	44.2											E 2000
																		23.6
		W	i	n	s	t	o	n	-	S	a	l	e	m				EM 2000
		10.4	13.9	6.4	10.2	9.3	8	10.6	9.5	5.2	11	11.3	5.5	10.4	11.8	10.4		123.2

FILENAME: I-3819A Sign Designs NORTH CAROLINA D.O.T. SIGN DETAIL

SIGN NUMBER: 30	BACKG COLOR: Green
TYPE: A	COPY COLOR: White
QUANTITY: 1	
SIGN WIDTH: 11'-0"	
HEIGHT: 5'-0"	
TOTAL AREA: 55.0 Sq.Ft.	
BORDER TYPE: FLUSH	
RECESS: 0"	
WIDTH: 1.5"	
RADII: 9"	
NO. Z BARS: 2	
LENGTH: 124.0	

SYMBOL	X	Y	WID	HT
M1_1	23	28	24	24
ARUP	101.5	21.5	15.4	23

MAT'L: 0.125" (3.2 mm) ALUMINUM



USE NOTES: 1,2,3

- Legend and border(except those that are colored black) shall be direct applied Grade A sheeting.
- Background shall be Grade A, B, or C reflective sheeting.
- Shields; A, B, and C type arrows shall be on 0.032" (0.8mm) aluminum and demountable.
- Bottom panel shall be yellow Grade C sheeting. Legend shall be direct applied black non-reflective sheeting. Yellow panel is:

LETTER POSITIONS

Letter spacings are to start of next letter

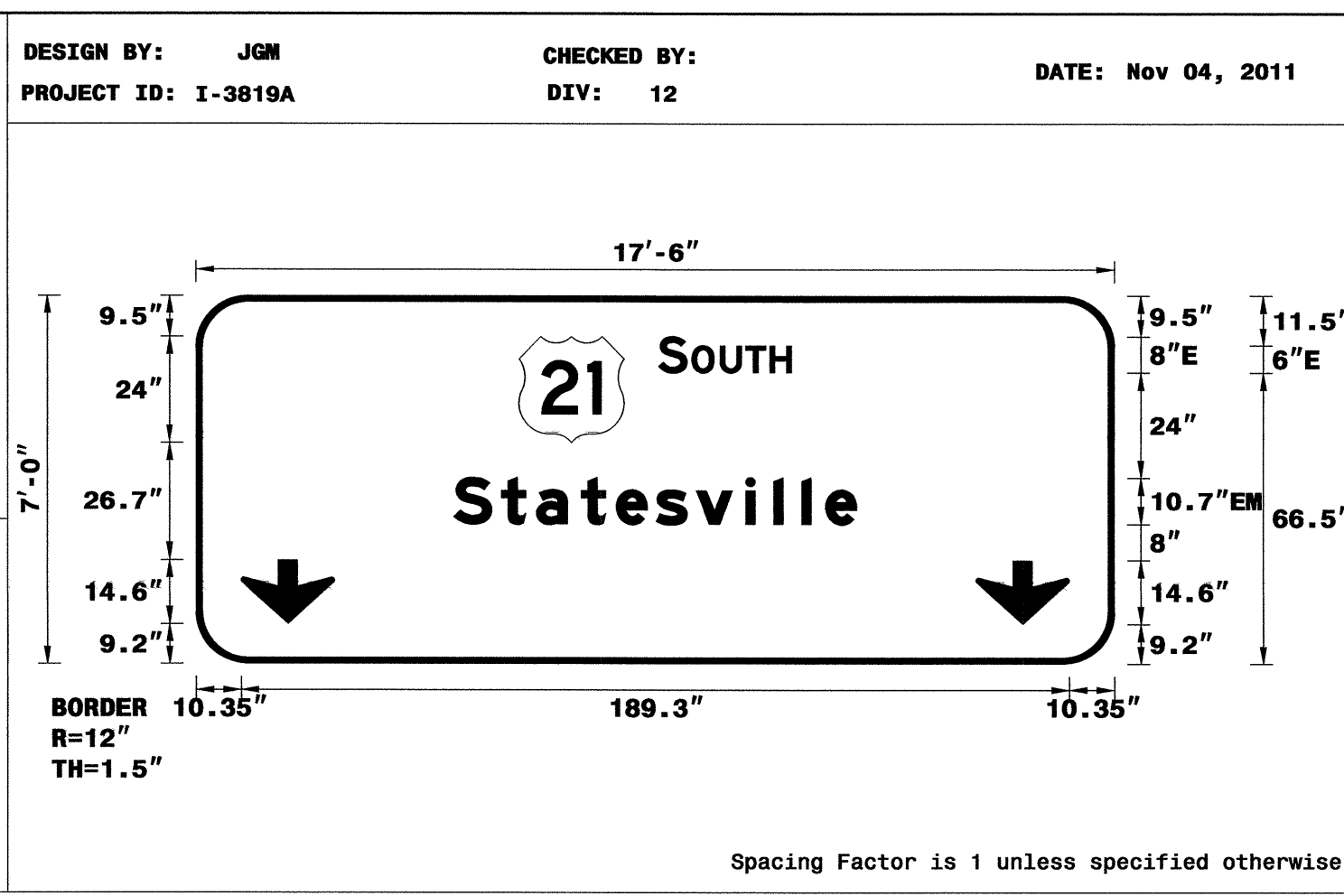
	W	E	S	T														Series/Size Text Length
	55	8.5	1.1	5.3	5.5	4.5	52											E 2000
																		24.9
		A	s	h	e	v	i	l	e									EM 2000
		12.2	12.2	10.3	10.3	9.2	11.3	6.4	6.4	5.4	7	41.2						78.6

FILENAME: I-3819A Sign Designs NORTH CAROLINA D.O.T. SIGN DETAIL

SIGN NUMBER: 29	BACKG COLOR: Green
TYPE: A	COPY COLOR: White
QUANTITY: 1	
SIGN WIDTH: 17'-6"	
HEIGHT: 7'-0"	
TOTAL AREA: 122.5 Sq.Ft.	
BORDER TYPE: FLUSH	
RECESS: 0"	
WIDTH: 1.5"	
RADII: 12"	
NO. Z BARS: 2	
LENGTH: 202.0	

SYMBOL	X	Y	WID	HT
M1_4	73.8	50.5	24	24
ARDOWN	10.3	9.2	21.3	14.6
ARDOWN	178.3	9.2	21.3	14.6

MAT'L: 0.125" (3.2 mm) ALUMINUM



LETTER POSITIONS

Letter spacings are to start of next letter

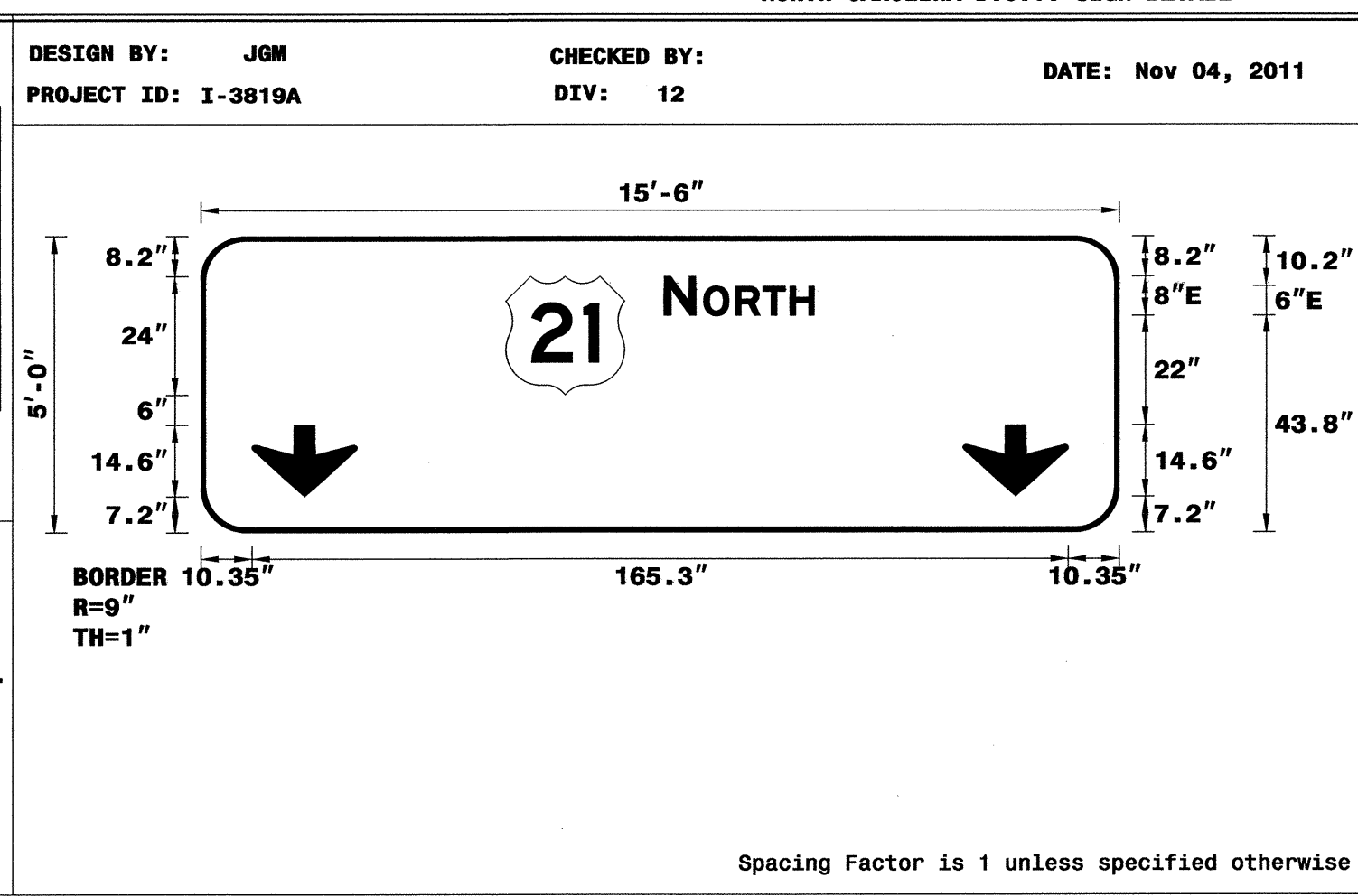
	S	O	U	T	H													Series/Size Text Length
	105.8	6.5	1.2	6.4	5.9	5.5	4.9	73.8										E 2000
																		30.3
		S	t	a	t	e	s	v	i	l	e							EM 2000
		59	10.9	8	10.2	8	9.2	9.2	11.3	6.4	6.4	5.4	7	59				92.1

FILENAME: I-3819A Sign Designs NORTH CAROLINA D.O.T. SIGN DETAIL

SIGN NUMBER: 31,34	BACKG COLOR: Green
TYPE: A	COPY COLOR: White
QUANTITY: 2	
SIGN WIDTH: 15'-6"	
HEIGHT: 5'-0"	
TOTAL AREA: 77.5 Sq.Ft.	
BORDER TYPE: FLUSH	
RECESS: 0"	
WIDTH: 1"	
RADII: 9"	
NO. Z BARS: 2	
LENGTH: 178.0	

SYMBOL	X	Y	WID	HT
M1_4	61.8	27.8	24	24
ARDOWN	10.3	7.2	21.3	14.6
ARDOWN	154.4	7.2	21.3	14.6

MAT'L: 0.125" (3.2 mm) ALUMINUM



LETTER POSITIONS

Letter spacings are to start of next letter

	N	O	R	T	H													Series/Size Text Length
	93.8	6.5	1.6	6.4	5.5	5.5	4.9	61.8										E 2000
																		30.4

FILENAME: I-3819A Sign Designs NORTH CAROLINA D.O.T. SIGN DETAIL

TIP NO. SHEET NO.
I-3819A SIGN-41

APPROVED: *[Signature]*

DATE: 11-21-11

SEAL

H:\Projects\2011\454 - I-3819A\Signs\I-3819A 04tes.dgn
 12/15/2011 10:54 AM
 User: tme2 AT 12/15/2011 10:54 AM

SIGN DESIGNS

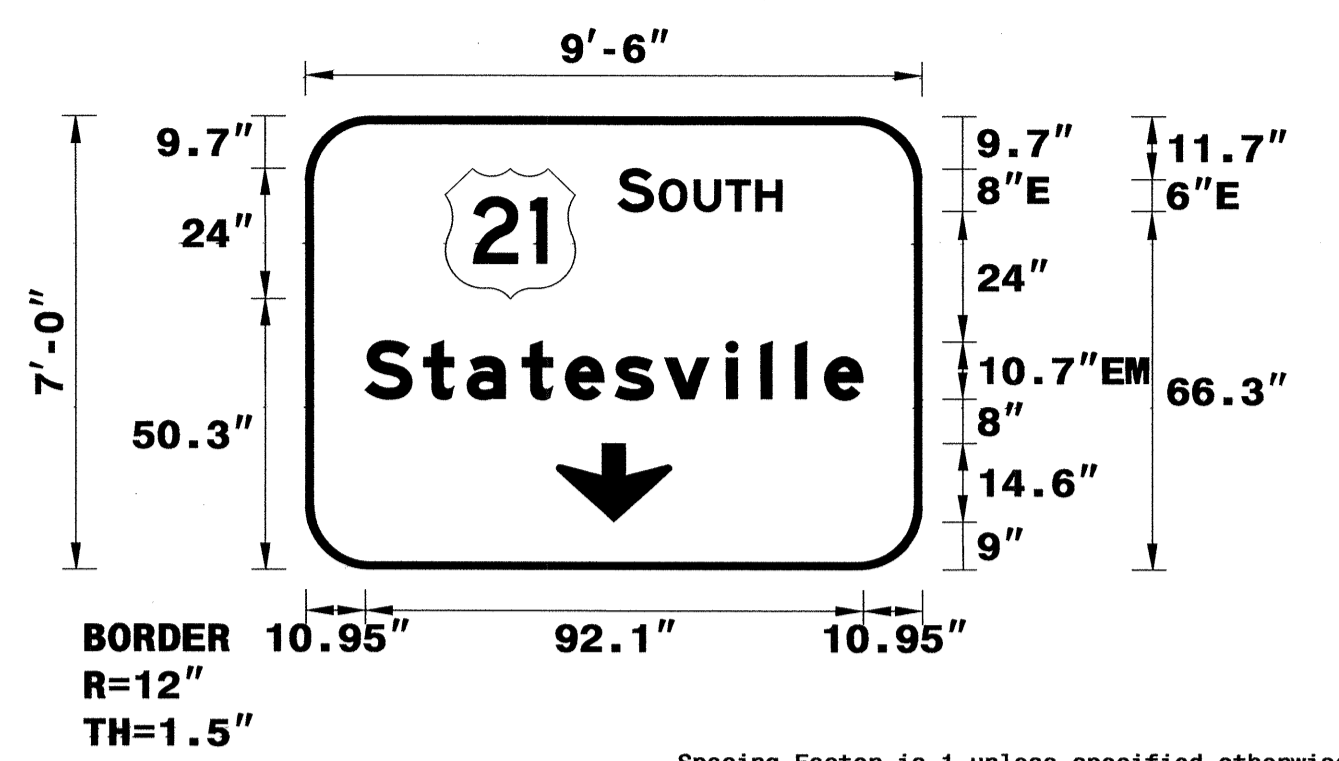
SIGN NUMBER: 32,33
 TYPE: A
 QUANTITY: 2
 SIGN WIDTH: 9'-6"
 HEIGHT: 7'-0"
 TOTAL AREA: 66.5 Sq.Ft.
 BORDER TYPE: FLUSH
 RECESS: 0"
 WIDTH: 1.5"
 RADII: 12"
 NO. Z BARS: 2
 LENGTH: 106.0

BACKG COLOR: Green
 COPY COLOR: White

SYMBOL	X	Y	WID	HT
M1_4	25.8	50.3	24	24
ARROWN	46.3	9	21.3	14.6

MAT'L: 0.125" (3.2 mm) ALUMINUM

DESIGN BY: JGM
 PROJECT ID: I-3819A
 CHECKED BY:
 DIV: 12
 DATE: Nov 04, 2011



USE NOTES: 1,2,3

- Legend and border(except those that are colored black) shall be direct applied Grade A sheeting.
- Background shall be Grade A, B, or C reflective sheeting.
- Shields; A, B, and C type arrows shall be on 0.032" (0.8mm) aluminum and demountable.
- Bottom panel shall be yellow Grade C sheeting. Legend shall be direct applied black non-reflective sheeting. Yellow panel is:

LETTER POSITIONS

Letter spacings are to start of next letter

S	O	U	T	H	Series/Size	Text Length								
57.8	6.5	1.2	6.4	5.9	5.5	4.9	25.8	E 2000	30.3					
11	10.9	8	10.2	8	9.2	9.2	11.3	6.4	6.4	5.4	7	11	EM 2000	92.1

FILENAME: I-3819A Sign Designs
 NORTH CAROLINA D.O.T. SIGN DETAIL

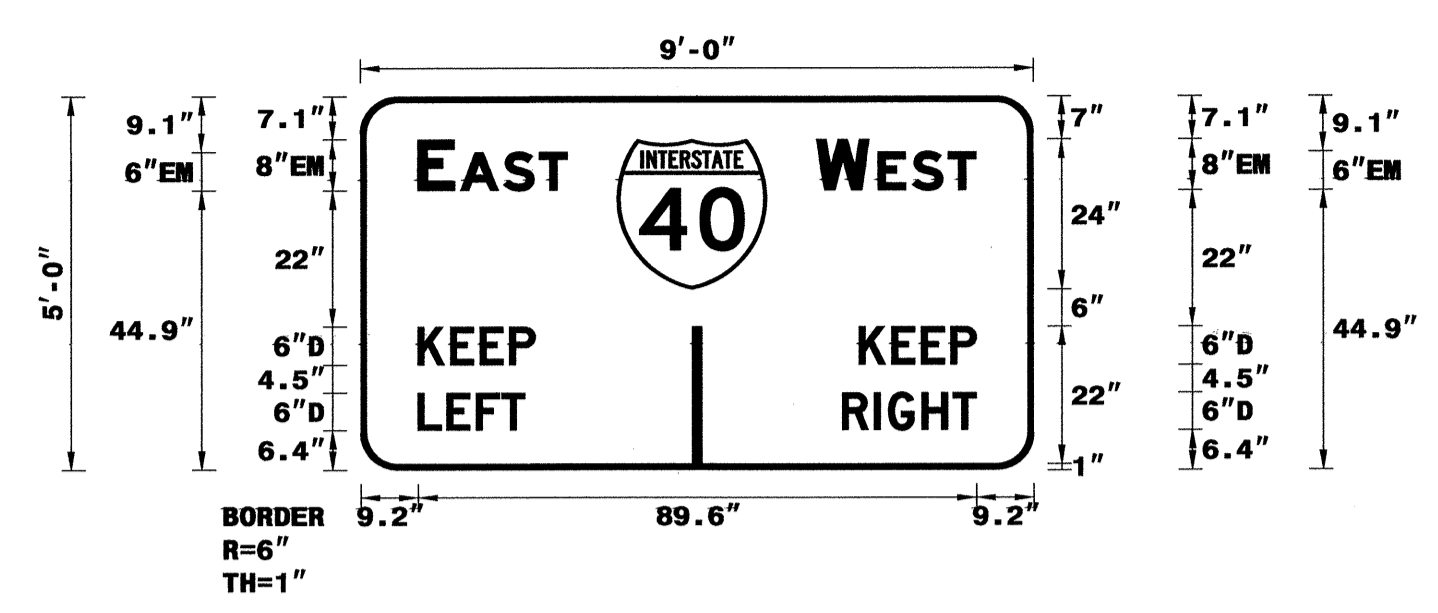
SIGN NUMBER: 102
 TYPE: A
 QUANTITY: 1
 SIGN WIDTH: 9'-0"
 HEIGHT: 5'-0"
 TOTAL AREA: 45.0 Sq.Ft.
 BORDER TYPE: FLUSH
 RECESS: 0"
 WIDTH: 1"
 RADII: 6"
 NO. Z BARS: 2
 LENGTH: 100.0

BACKG COLOR: Green
 COPY COLOR: White

SYMBOL	X	Y	WID	HT
M1_1	41.2	28.9	24	24

MAT'L: 0.125" (3.2 mm) ALUMINUM

DESIGN BY: JGM
 PROJECT ID: I-3819A
 CHECKED BY:
 DIV: 12
 DATE: Dec 10, 2010



USE NOTES:

- Legend and border(except those that are colored black) shall be direct applied Grade C sheeting.
- Background shall be Grade C reflective sheeting.
- Shields; A, B, and C type arrows shall be on 0.032" (0.8mm) aluminum and demountable.

LETTER POSITIONS

Letter spacings are to start of next letter

E	A	S	T	Series/Size	Text Length			
9.2	5.9	0.9	7	5.8	4.4	74.8	EM 2000	24
73.2	8.5	1.4	5.5	5.8	4.4	9.2	EM 2000	25.6
9.2	5.2	4.7	4.7	4.1	80		D 2000	18.8
80	5.2	4.7	4.7	4.1	9.2		D 2000	18.8
9.2	4.6	4.7	4.1	3.7	81.6		D 2000	17.2
77.3	5.1	2.3	5.4	5	3.7	9.2	D 2000	21.5

FILENAME: I-3819A Sign Designs
 NORTH CAROLINA D.O.T. SIGN DETAIL

TIP NO. I-3819A
 SHEET NO. SIGN-4J

APPROVED: *[Signature]*
 DATE: 11-21-11

SEAL

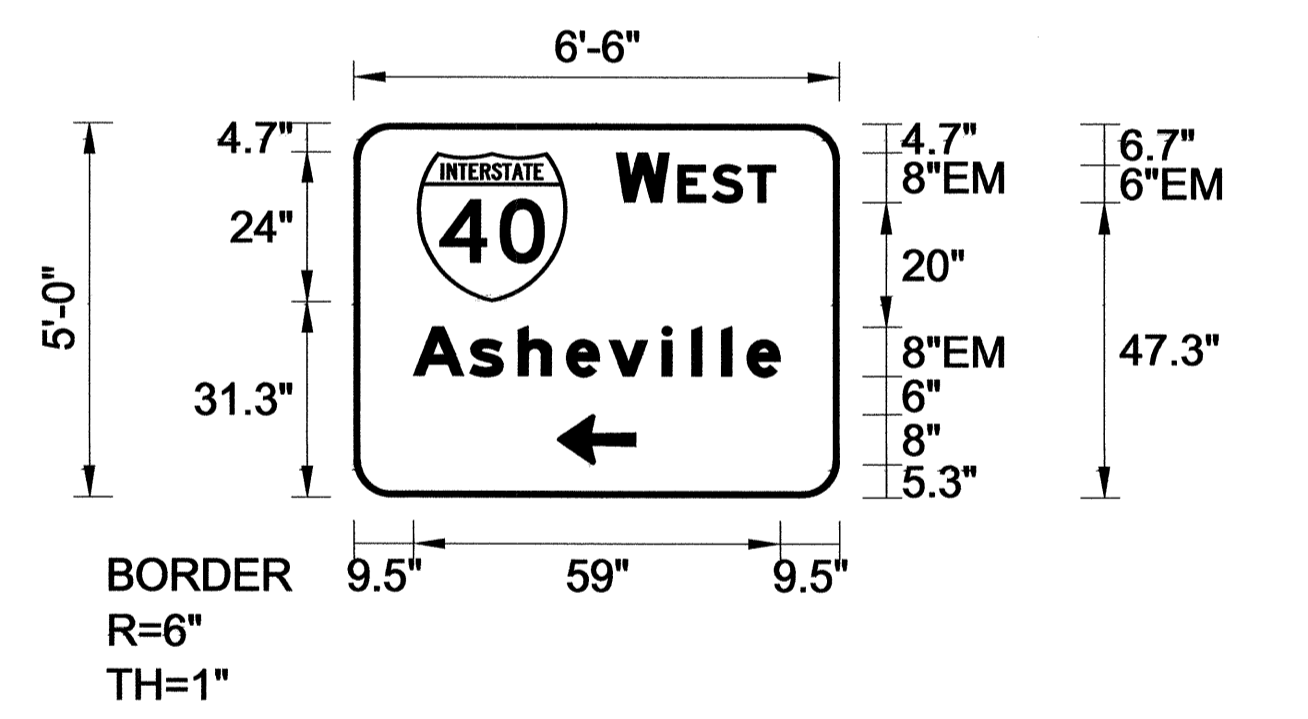
SIGN NUMBER: 101
 TYPE: A
 QUANTITY: 1
 SIGN WIDTH: 6'-6"
 HEIGHT: 5'-0"
 TOTAL AREA: 32.5 Sq.Ft.
 BORDER TYPE: FLUSH
 RECESS: 0"
 WIDTH: 1"
 RADII: 6"
 NO. Z BARS: 2
 LENGTH: 70.0

BACKG COLOR: Green
 COPY COLOR: White

SYMBOL	X	Y	WID	HT
M1_1	10.2	31.3	24	24
ARWED	32.7	5.3	8	12.6

MAT'L: 0.125" (3.2 mm) ALUMINUM

DESIGN BY: JGM
 PROJECT ID: I-3819A
 CHECKED BY:
 DIV: 12
 DATE: Dec 10, 2010



USE NOTES:

- Legend and border(except those that are colored black) shall be direct applied Grade C sheeting.
- Background shall be Grade C reflective sheeting.
- Shields; A, B, and C type arrows shall be on 0.032" (0.8mm) aluminum and demountable.

LETTER POSITIONS

Letter spacings are to start of next letter

W	E	S	T	Series/Size	Text Length							
42.2	8.5	1.4	5.5	5.8	4.4	10.2	EM 2000	25.6				
9.5	9.1	7.8	7.8	6.9	8.5	4.8	4.8	4.1	5.3	9.5	EM 2000	59

FILENAME: I-3819A Sign Designs
 NORTH CAROLINA D.O.T. SIGN DETAIL

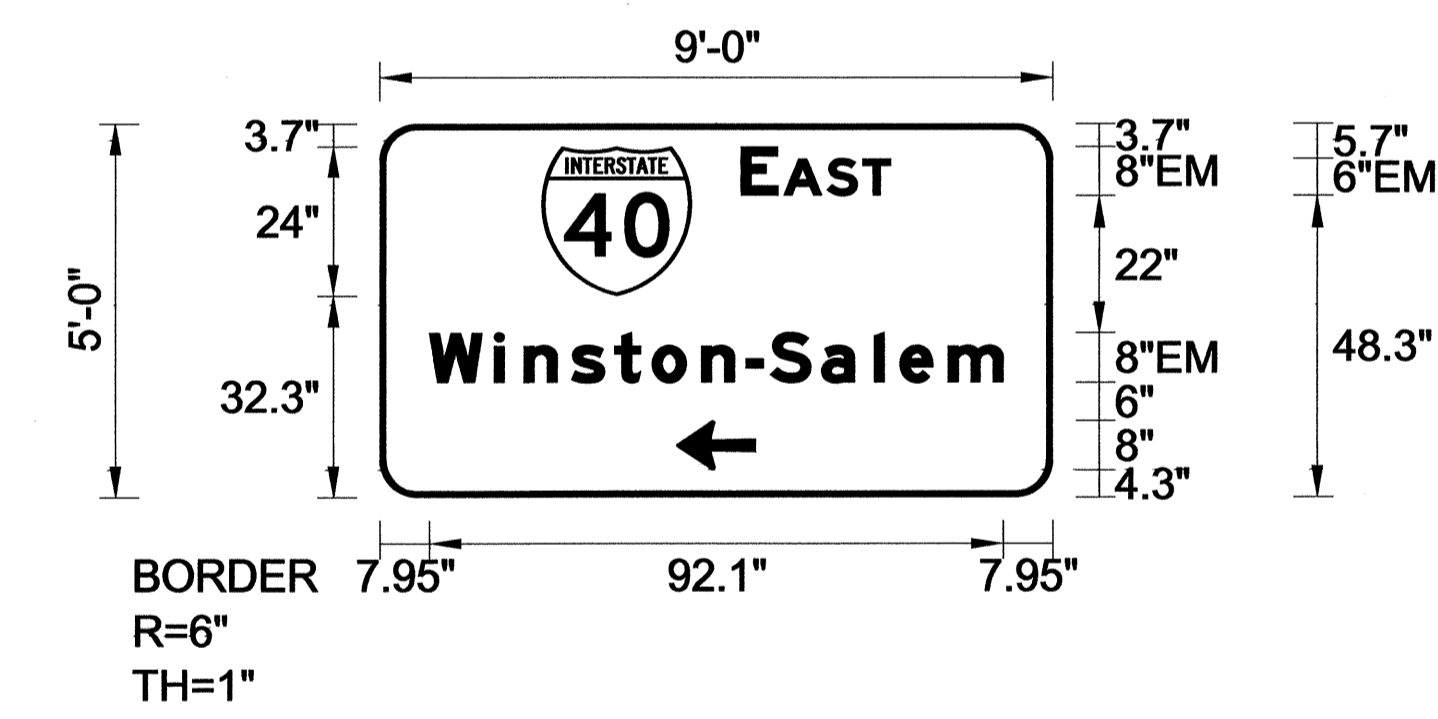
SIGN NUMBER: 103
 TYPE: A
 QUANTITY: 1
 SIGN WIDTH: 9'-0"
 HEIGHT: 5'-0"
 TOTAL AREA: 45.0 Sq.Ft.
 BORDER TYPE: FLUSH
 RECESS: 0"
 WIDTH: 1"
 RADII: 6"
 NO. Z BARS: 2
 LENGTH: 100.0

BACKG COLOR: Green
 COPY COLOR: White

SYMBOL	X	Y	WID	HT
M1_1	26	32.3	24	24
ARWED	47.7	4.3	8	12.6

MAT'L: 0.125" (3.2 mm) ALUMINUM

DESIGN BY: JGM
 PROJECT ID: I-3819A
 CHECKED BY:
 DIV: 12
 DATE: Dec 10, 2010



USE NOTES:

- Legend and border(except those that are colored black) shall be direct applied Grade C sheeting.
- Background shall be Grade C reflective sheeting.
- Shields; A, B, and C type arrows shall be on 0.032" (0.8mm) aluminum and demountable.

LETTER POSITIONS

Letter spacings are to start of next letter

E	A	S	T	Series/Size	Text Length											
58	5.9	0.9	7	5.8	4.4	26	EM 2000	24								
8	10.4	4.8	7.6	7	6	7.9	7.1	3.9	8.2	8.5	4.1	7.8	8.8	8	EM 2000	92.1

FILENAME: I-3819A Sign Designs
 NORTH CAROLINA D.O.T. SIGN DETAIL


SIGN DESIGNS

H:\Projects\2011\455\Signs\I-3819A\Signing\CADD\Quantities & GM_Signs\I-3819A_Qties.dgn
 12/21/11 10:45 AM
 User: jgm
 Plot: 11/21/11 10:45 AM

SIGN NUMBER: 105A,116A
 TYPE: D
 QUANTITY: 3
 SIGN WIDTH: 7'-0"
 HEIGHT: 2'-6"
 TOTAL AREA: 17.5 Sq.Ft.
 BORDER TYPE: FLUSH
 RECESS: 0"
 WIDTH: 2"
 RADII: 3"
 NO. Z BARS: 2
 LENGTH: 76
 MAT'L: 0.125" (3.2 mm) ALUMINUM

SYMBOL	X	Y	WID	HT

DESIGN BY: JGM
 PROJECT ID: I-3819A
 CHECKED BY:
 DIV: 12
 DATE: Mar 26, 2012



Spacing Factor is 1 unless specified otherwise

USE NOTES: 1,2
 1. Legend and border(except those that are colored black) shall be direct applied Grade C sheeting.
 2. Background shall be Grade C reflective sheeting.
 3. Shields; A, B, and C type arrows shall be on 0.032" (0.8mm) aluminum and demountable.

LETTER POSITIONS

Letter spacings are to start of next letter

Series/Size	Text Length
E	2000
12.1	59.8
E	2000
12.1	59.8

FILENAME: I-3819A Sign Designs NORTH CAROLINA D.O.T. SIGN DETAIL

SIGN NUMBER: 105B
 TYPE: A
 QUANTITY: 1
 SIGN WIDTH: 18'-0"
 HEIGHT: 13'-0"
 TOTAL AREA: 234.0 Sq.Ft.
 BORDER TYPE: FLUSH
 RECESS: 0"
 WIDTH: 2"
 RADII: 12"
 NO. Z BARS: 4
 LENGTH: 208.0
 MAT'L: 0.125" (3.2 mm) ALUMINUM

SYMBOL	X	Y	WID	HT
M1_1	90	107.7	36	36
ARMED	94.3	12.3	22.4	35.3

DESIGN BY: JGM
 PROJECT ID: I-3819A
 CHECKED BY:
 DIV: 12
 DATE: Dec 20, 2010



Spacing Factor is 1 unless specified otherwise

USE NOTES:
 1. Legend and border(except those that are colored black) shall be direct applied Grade C sheeting.
 2. Background shall be Grade C reflective sheeting.
 3. Shields; A, B, and C type arrows shall be on 0.032" (0.8mm) aluminum and demountable.

LETTER POSITIONS

Letter spacings are to start of next letter

Series/Size	Text Length
EM 2000	184.2
EM 2000	117.9

FILENAME: I-3819A Sign Designs NORTH CAROLINA D.O.T. SIGN DETAIL

TIP NO. I-3819A SHEET NO. SIGN-4K
 APPROVED: [Signature]
 DATE: 3-26-12
 SEAL

SIGN NUMBER: 104B
 TYPE: A
 QUANTITY: 1
 SIGN WIDTH: 18'-0"
 HEIGHT: 11'-6"
 TOTAL AREA: 207.0 Sq.Ft.
 BORDER TYPE: FLUSH
 RECESS: 0"
 WIDTH: 2"
 RADII: 12"
 NO. Z BARS: 3
 LENGTH: 208.0
 MAT'L: 0.125" (3.2 mm) ALUMINUM

SYMBOL	X	Y	WID	HT
M1_1	90	90.9	36	36

DESIGN BY: JGM
 PROJECT ID: I-3819A
 CHECKED BY:
 DIV: 12
 DATE: Dec 20, 2010



Spacing Factor is 1 unless specified otherwise

USE NOTES:
 1. Legend and border(except those that are colored black) shall be direct applied Grade C sheeting.
 2. Background shall be Grade C reflective sheeting.
 3. Shields; A, B, and C type arrows shall be on 0.032" (0.8mm) aluminum and demountable.

LETTER POSITIONS

Letter spacings are to start of next letter

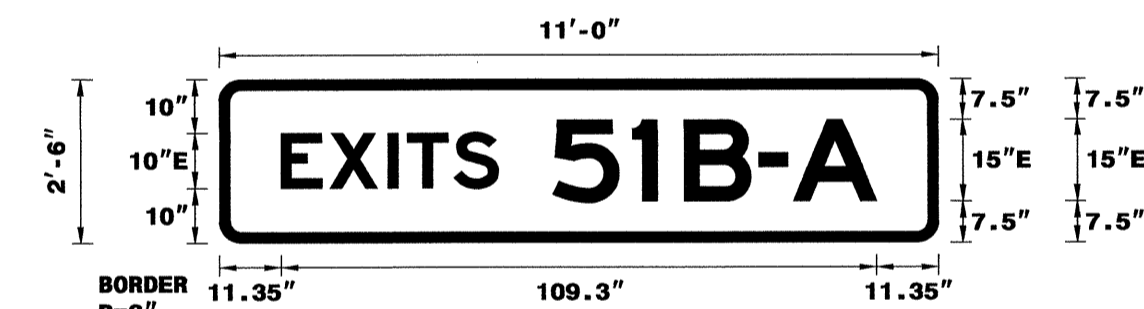
Series/Size	Text Length
EM 2000	184.2
EM 2000	117.9
E 2000	70.1

FILENAME: I-3819A Sign Designs NORTH CAROLINA D.O.T. SIGN DETAIL

SIGN NUMBER: 106A,107A
 TYPE: B
 QUANTITY: 2
 SIGN WIDTH: 11'-0"
 HEIGHT: 2'-6"
 TOTAL AREA: 27.5 Sq.Ft.
 BORDER TYPE: FLUSH
 RECESS: 0"
 WIDTH: 2"
 RADII: 3"
 NO. Z BARS: 2
 LENGTH: 124.0
 MAT'L: 0.125" (3.2 mm) ALUMINUM

SYMBOL	X	Y	WID	HT

DESIGN BY: JGM
 PROJECT ID: I-3819A
 CHECKED BY:
 DIV: 12
 DATE: Mar 08, 2012



Spacing Factor is 1 unless specified otherwise

USE NOTES: 1,2
 1. Legend and border(except those that are colored black) shall be direct applied Grade C sheeting.
 2. Background shall be Grade C reflective sheeting.
 3. Shields; A, B, and C type arrows shall be on 0.032" (0.8mm) aluminum and demountable.

LETTER POSITIONS

Letter spacings are to start of next letter

Series/Size	Text Length
E 2000	109.3

FILENAME: I-3819A Sign Designs NORTH CAROLINA D.O.T. SIGN DETAIL

SIGN DESIGNS

26-MAR-2012 09:43 I:\Projects\I-3819A\Teffic\Signing\CADD\Quantities & GM Signs\I-3819A_01tes.dgn

SIGN NUMBER: 106B
 TYPE: A
 QUANTITY: 1
 SIGN WIDTH: 18'-0"
 HEIGHT: 11'-6"
 TOTAL AREA: 207.0 Sq.Ft.
 BORDER TYPE: FLUSH
 RECESS: 0"
 WIDTH: 2"
 RADII: 12"
 NO. Z BARS: 3
 LENGTH: 208.0

BACKG COLOR: Green
 COPY COLOR: White

SYMBOL	X	Y	WID	HT
M1_1	90	91.5	36	36

MAT'L: 0.125" (3.2 mm) ALUMINUM

DESIGN BY: JGM
 PROJECT ID: I-3819A
 CHECKED BY: DIV: 12
 DATE: Dec 20, 2010



- USE NOTES: 1,2,3
- Legend and border(except those that are colored black) shall be direct applied Grade C sheeting.
 - Background shall be Grade C reflective sheeting.
 - Shields; A, B, and C type arrows shall be on 0.032" (0.8mm) aluminum and demountable.

LETTER POSITIONS

Letter spacings are to start of next letter

Series/Size	Text Length
EM 2000	117.9
EM 2000	184.2
E 2000	69.8

FILENAME: I-3818A Sign Designs NORTH CAROLINA D.O.T. SIGN DETAIL

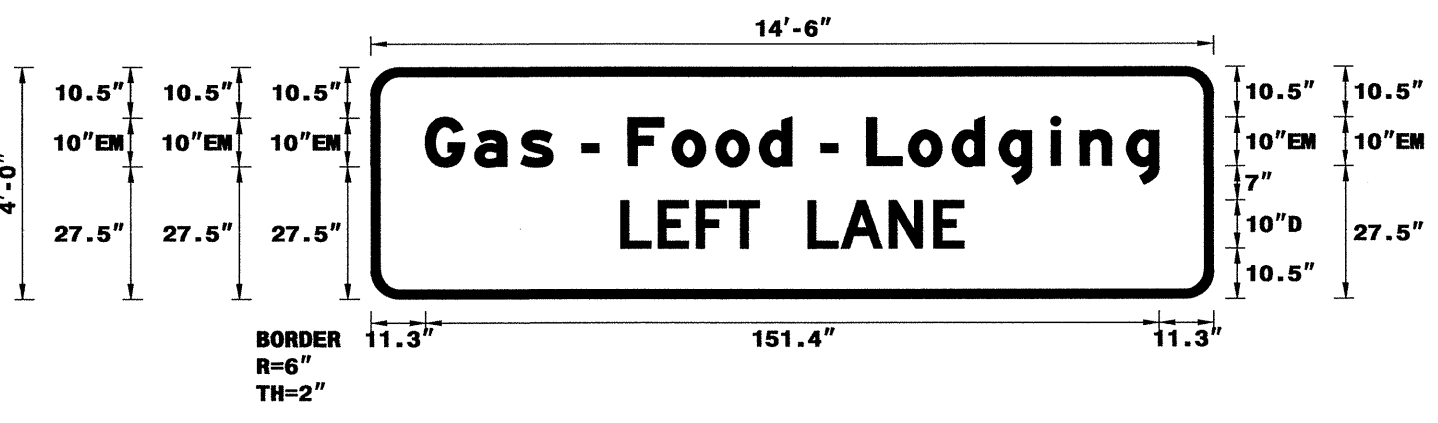
SIGN NUMBER: 108
 TYPE: A
 QUANTITY: 1
 SIGN WIDTH: 14'-6"
 HEIGHT: 4'-0"
 TOTAL AREA: 58.0 Sq.Ft.
 BORDER TYPE: FLUSH
 RECESS: 0"
 WIDTH: 2"
 RADII: 6"
 NO. Z BARS: 2
 LENGTH: 166.0

BACKG COLOR: Blue
 COPY COLOR: White

SYMBOL	X	Y	WID	HT

MAT'L: 0.125" (3.2 mm) ALUMINUM

DESIGN BY: JGM
 PROJECT ID: I-3819A
 CHECKED BY: DIV: 12
 DATE: Dec 15, 2010



- USE NOTES: 1,2
- Legend and border(except those that are colored black) shall be direct applied Grade C sheeting.
 - Background shall be Grade C reflective sheeting.
 - Shields; A, B, and C type arrows shall be on 0.032" (0.8mm) aluminum and demountable.

LETTER POSITIONS

Letter spacings are to start of next letter

Series/Size	Text Length
EM 2000	151.4
D 2000	70.8

FILENAME: I-3818A Sign Designs NORTH CAROLINA D.O.T. SIGN DETAIL

TIP NO. I-3819A SHEET NO. SIGN-4L

APPROVED: *[Signature]*

DATE: 3-26-12

SEAL

SIGN NUMBER: 107B
 TYPE: A
 QUANTITY: 1
 SIGN WIDTH: 18'-0"
 HEIGHT: 11'-6"
 TOTAL AREA: 207.0 Sq.Ft.
 BORDER TYPE: FLUSH
 RECESS: 0"
 WIDTH: 2"
 RADII: 12"
 NO. Z BARS: 3
 LENGTH: 208.0

BACKG COLOR: Green
 COPY COLOR: White

SYMBOL	X	Y	WID	HT
M1_1	90	91.5	36	36

MAT'L: 0.125" (3.2 mm) ALUMINUM

DESIGN BY: JGM
 PROJECT ID: I-3819A
 CHECKED BY: DIV: 12
 DATE: Dec 20, 2010



- USE NOTES:
- Legend and border(except those that are colored black) shall be direct applied Grade C sheeting.
 - Background shall be Grade C reflective sheeting.
 - Shields; A, B, and C type arrows shall be on 0.032" (0.8mm) aluminum and demountable.

LETTER POSITIONS

Letter spacings are to start of next letter

Series/Size	Text Length
EM 2000	117.9
EM 2000	184.2
E 2000	52.6

FILENAME: I-3818A Sign Designs NORTH CAROLINA D.O.T. SIGN DETAIL

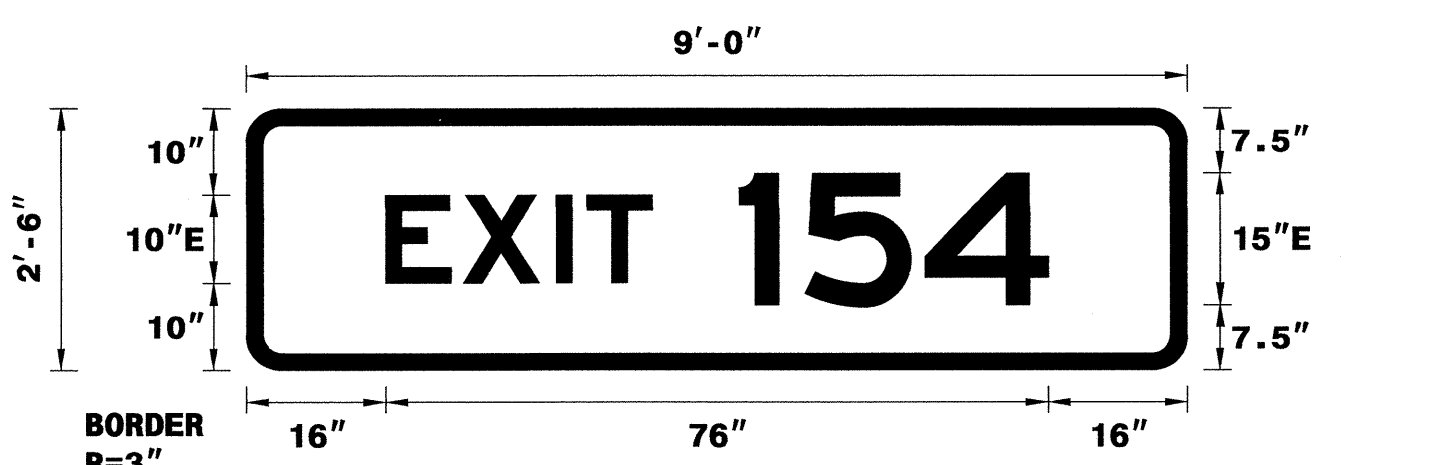
SIGN NUMBER: 109A,110A,112A,114A,115A
 TYPE: B
 QUANTITY: 5
 SIGN WIDTH: 9'-0"
 HEIGHT: 2'-6"
 TOTAL AREA: 22.5 Sq.Ft.
 BORDER TYPE: FLUSH
 RECESS: 0"
 WIDTH: 2"
 RADII: 3"
 NO. Z BARS: 2
 LENGTH: 100.0

BACKG COLOR: Green
 COPY COLOR: White

SYMBOL	X	Y	WID	HT

MAT'L: 0.125" (3.2 mm) ALUMINUM

DESIGN BY: JGM
 PROJECT ID: I-3819A
 CHECKED BY: DIV: 12
 DATE: Mar 08, 2012



- USE NOTES: 1,2
- Legend and border(except those that are colored black) shall be direct applied Grade C sheeting.
 - Background shall be Grade C reflective sheeting.
 - Shields; A, B, and C type arrows shall be on 0.032" (0.8mm) aluminum and demountable.

LETTER POSITIONS

Letter spacings are to start of next letter

Series/Size	Text Length
E 2000	76

FILENAME: I-3818A Sign Designs NORTH CAROLINA D.O.T. SIGN DETAIL

26-MAR-2012 09:51 I:\Projects\13819A\T-Office\Signing\CADD\Quantities & DM_Signs\I-3819A_Qties.dgn

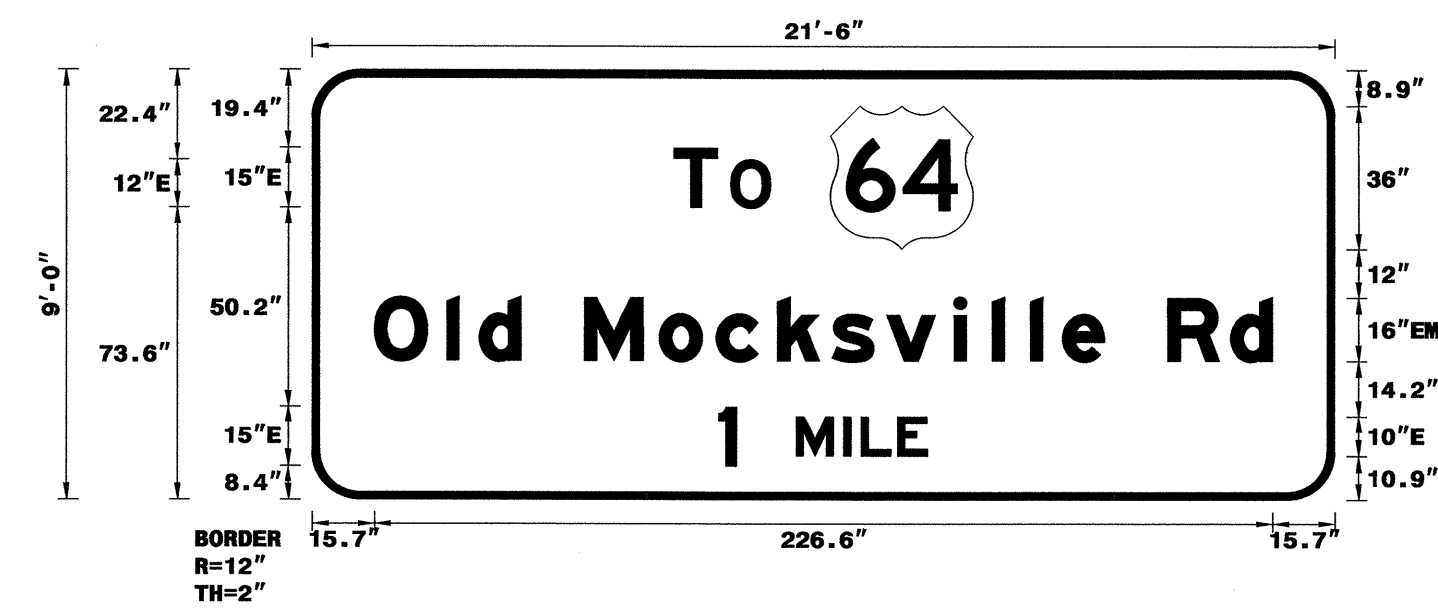
SIGN DESIGNS

SIGN NUMBER: 109B
 TYPE: A
 QUANTITY: 1
 SIGN WIDTH: 21'-6"
 HEIGHT: 9'-0"
 TOTAL AREA: 193.5 Sq.Ft.
 BORDER TYPE: FLUSH
 RECESS: 0"
 WIDTH: 2"
 RADII: 12"
 NO. Z BARS: 3
 LENGTH: 250.0

BACKG COLOR: Green
 COPY COLOR: White

SYMBOL	X	Y	WID	HT
M1_4	130.8	63.1	36	36

DESIGN BY: JGM
 PROJECT ID: I-3819A
 CHECKED BY:
 DIV: 12
 DATE: Dec 10, 2010



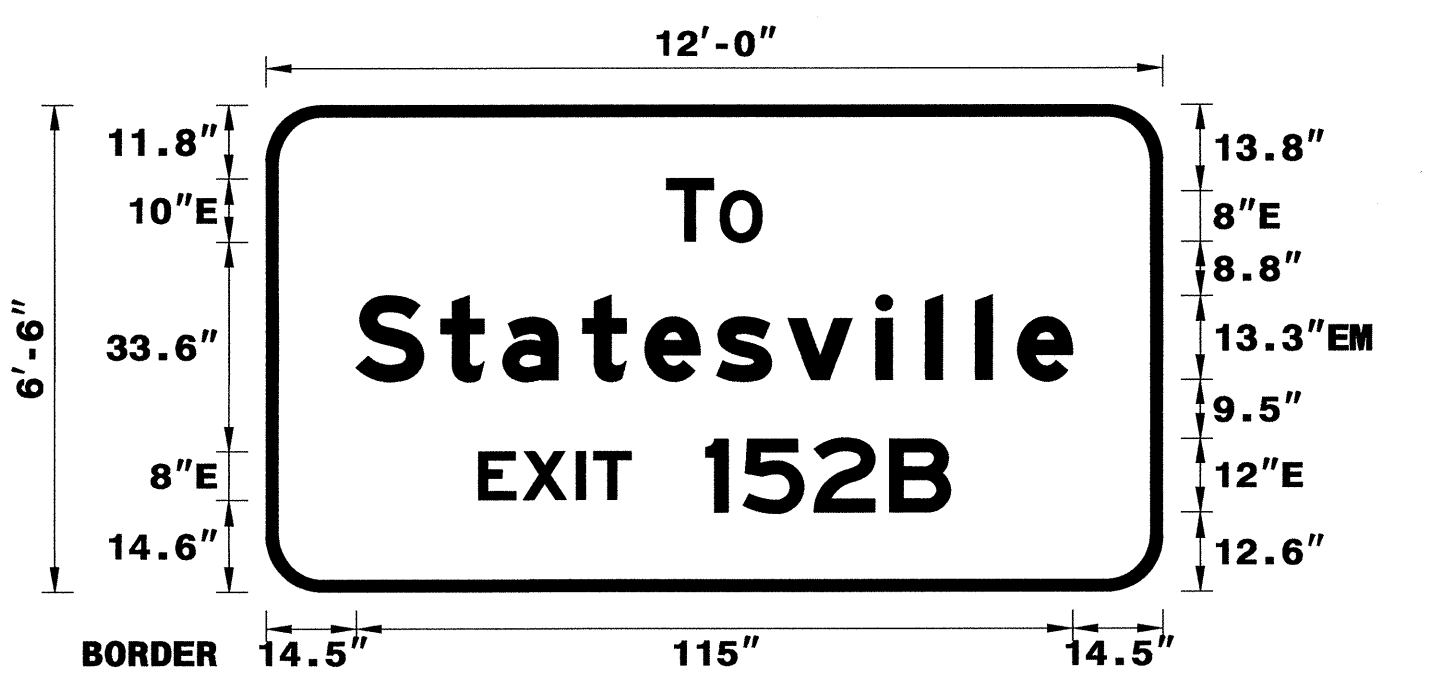
USE NOTES:
 1. Legend and border(except those that are colored black) shall be direct applied Grade C sheeting.
 2. Background shall be Grade C reflective sheeting.
 3. Shields; A, B, and C type arrows shall be on 0.032" (0.8mm) aluminum and demountable.

SIGN NUMBER: 111A
 TYPE: A
 QUANTITY: 1
 SIGN WIDTH: 12'-0"
 HEIGHT: 6'-6"
 TOTAL AREA: 78.0 Sq.Ft.
 BORDER TYPE: FLUSH
 RECESS: 0"
 WIDTH: 2"
 RADII: 9"
 NO. Z BARS: 2
 LENGTH: 136.0

BACKG COLOR: Green
 COPY COLOR: White

SYMBOL	X	Y	WID	HT

DESIGN BY: JGM
 PROJECT ID: I-3819A
 CHECKED BY:
 DIV: 12
 DATE: Dec 10, 2010



USE NOTES: 1,2
 1. Legend and border(except those that are colored black) shall be direct applied Grade C sheeting.
 2. Background shall be Grade C reflective sheeting.
 3. Shields; A, B, and C type arrows shall be on 0.032" (0.8mm) aluminum and demountable.

TIP NO. I-3819A
 SHEET NO. SIGN-4M
 APPROVED: [Signature]
 DATE: 11-21-11
 SEAL: [Professional Seal]

LETTER POSITIONS

Letter spacings are to start of next letter

T	O																	Series/Size						
																		Text Length						
91.2	11.3	3.2	10.1	142.2																	E 2000			
																		24.5						
15.7	18.2	8.2	10.6	16	18.9	14.4	15.5	13.8	13.8	17	9.6	9.6	8.2	10.6	16	15.8	10.6	15.7	EM 2000					
																		226.6						
102.7	4.5	15	12	4.4	9.2	7.5	102.7																	E 2000
																		52.6						

FILENAME: I-3819A Sign Designs
 NORTH CAROLINA D.O.T. SIGN DETAIL

LETTER POSITIONS

Letter spacings are to start of next letter

T	O																	Series/Size										
																		Text Length										
64.3	7.5	1.1	6.7	64.3																	E 2000							
																		15.3										
14.5	13.6	10	12.8	10	11.5	14.1	8	8	6.8	8.8	14.5																	EM 2000
																		115										
34.1	7.1	8.6	2.8	6	12	6	11.4	12.1	9.7	34.1																	E 2000	
																		75.7										

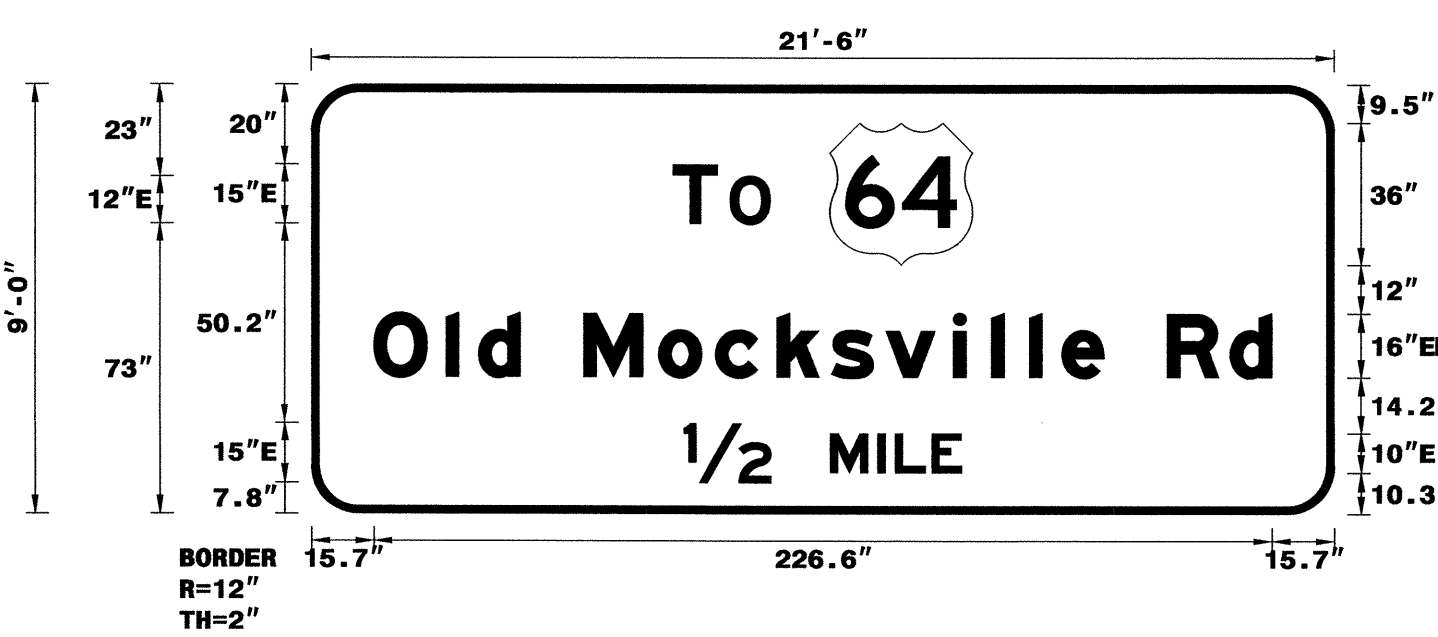
FILENAME: I-3819A Sign Designs
 NORTH CAROLINA D.O.T. SIGN DETAIL

SIGN NUMBER: 110B
 TYPE: A
 QUANTITY: 1
 SIGN WIDTH: 21'-6"
 HEIGHT: 9'-0"
 TOTAL AREA: 193.5 Sq.Ft.
 BORDER TYPE: FLUSH
 RECESS: 0"
 WIDTH: 2"
 RADII: 12"
 NO. Z BARS: 3
 LENGTH: 250.0

BACKG COLOR: Green
 COPY COLOR: White

SYMBOL	X	Y	WID	HT
M1_4	130.8	62.5	36	36

DESIGN BY: JGM
 PROJECT ID: I-3819A
 CHECKED BY:
 DIV: 12
 DATE: Dec 10, 2010



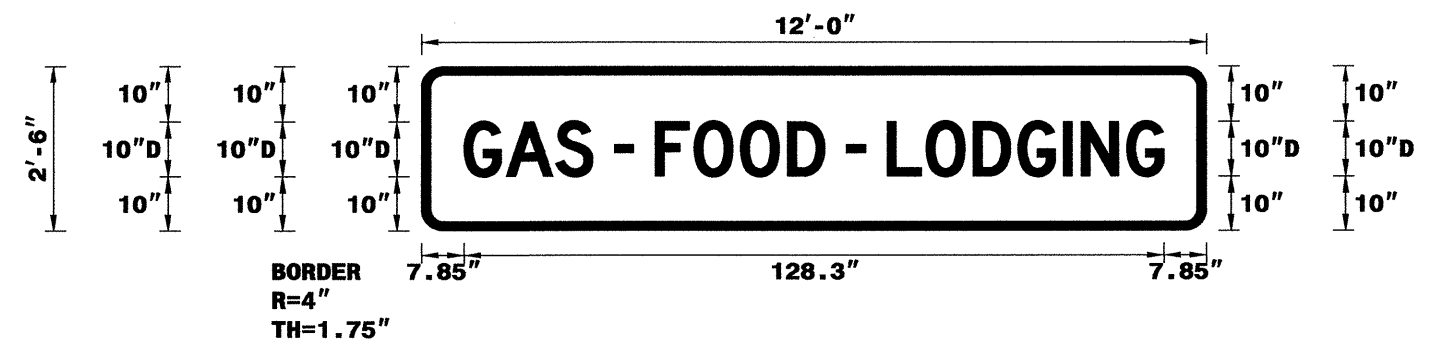
USE NOTES:
 1. Legend and border(except those that are colored black) shall be direct applied Grade C sheeting.
 2. Background shall be Grade C reflective sheeting.
 3. Shields; A, B, and C type arrows shall be on 0.032" (0.8mm) aluminum and demountable.

SIGN NUMBER: 111B
 TYPE: B
 QUANTITY: 1
 SIGN WIDTH: 12'-0"
 HEIGHT: 2'-6"
 TOTAL AREA: 30.0 Sq.Ft.
 BORDER TYPE: FLUSH
 RECESS: 0"
 WIDTH: 1.75"
 RADII: 4"
 NO. Z BARS: 2
 LENGTH: 136.0

BACKG COLOR: Blue
 COPY COLOR: White

SYMBOL	X	Y	WID	HT

DESIGN BY: JGM
 PROJECT ID: I-3819A
 CHECKED BY:
 DIV: 12
 DATE: Dec 14, 2010



USE NOTES: 1,2
 1. Legend and border(except those that are colored black) shall be direct applied Grade C sheeting.
 2. Background shall be Grade C reflective sheeting.
 3. Shields; A, B, and C type arrows shall be on 0.032" (0.8mm) aluminum and demountable.

LETTER POSITIONS

Letter spacings are to start of next letter

T	O																	Series/Size						
																		Text Length						
91.2	11.3	3.2	10.1	142.2																	E 2000			
																		24.5						
15.7	18.2	8.2	10.6	16	18.9	14.4	15.5	13.8	13.8	17	9.6	9.6	8.2	10.6	16	15.8	10.6	15.7	EM 2000					
																		226.6						
94	22	15	12	4.4	9.2	7.5	94																	E 2000
																		70.1						

FILENAME: I-3819A Sign Designs
 NORTH CAROLINA D.O.T. SIGN DETAIL

LETTER POSITIONS

Letter spacings are to start of next letter

G	A	S	-	F	O	O	D	-	L	O	D	G	I	N	G			Series/Size						
																		Text Length						
7.8	7.7	9.1	6.8	4	3.5	4	7.1	8.5	8.6	6.8	4	3.5	4	7.1	8.6	8.2	8.3	3.3	8.3	6.8	7.8			D 2000
																		128.3						

FILENAME: I-3819A Sign Designs
 NORTH CAROLINA D.O.T. SIGN DETAIL

SIGN DESIGNS

I:\Projects\2010\1459\I-3819A\Signing\CADD\Quantities & GM Signs\I-3819A 01tes.dgn
 11/21/11 10:45 AM
 jgmartinez

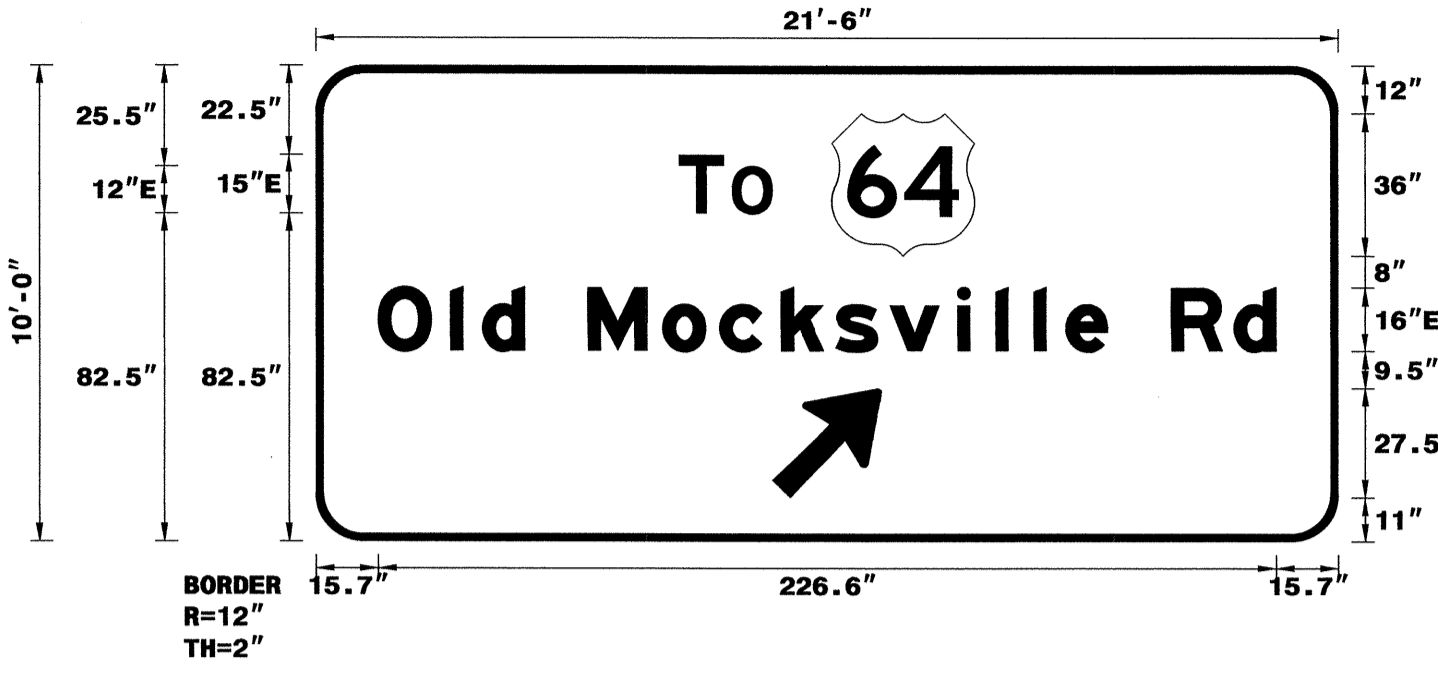
SIGN NUMBER: 112B
 TYPE: A
 QUANTITY: 1
 SIGN WIDTH: 21'-6"
 HEIGHT: 10'-0"
 TOTAL AREA: 215.0 Sq.Ft.
 BORDER TYPE: FLUSH
 RECESS: 0"
 WIDTH: 2"
 RADII: 12"
 NO. Z BARS: 3
 LENGTH: 250.0

BACKG COLOR: Green
 COPY COLOR: White

SYMBOL	X	Y	WID	HT
M1_4	130.3	72	36	36
ARMED	115.3	11	22.4	35.3

MAT'L: 0.125" (3.2 mm) ALUMINUM

DESIGN BY: JGM
 CHECKED BY:
 PROJECT ID: I-3819A
 DIV: 12
 DATE: Dec 10, 2010



USE NOTES:
 1. Legend and border(except those that are colored black) shall be direct applied Grade C sheeting.
 2. Background shall be Grade C reflective sheeting.
 3. Shields; A, B, and C type arrows shall be on 0.032" (0.8mm) aluminum and demountable.

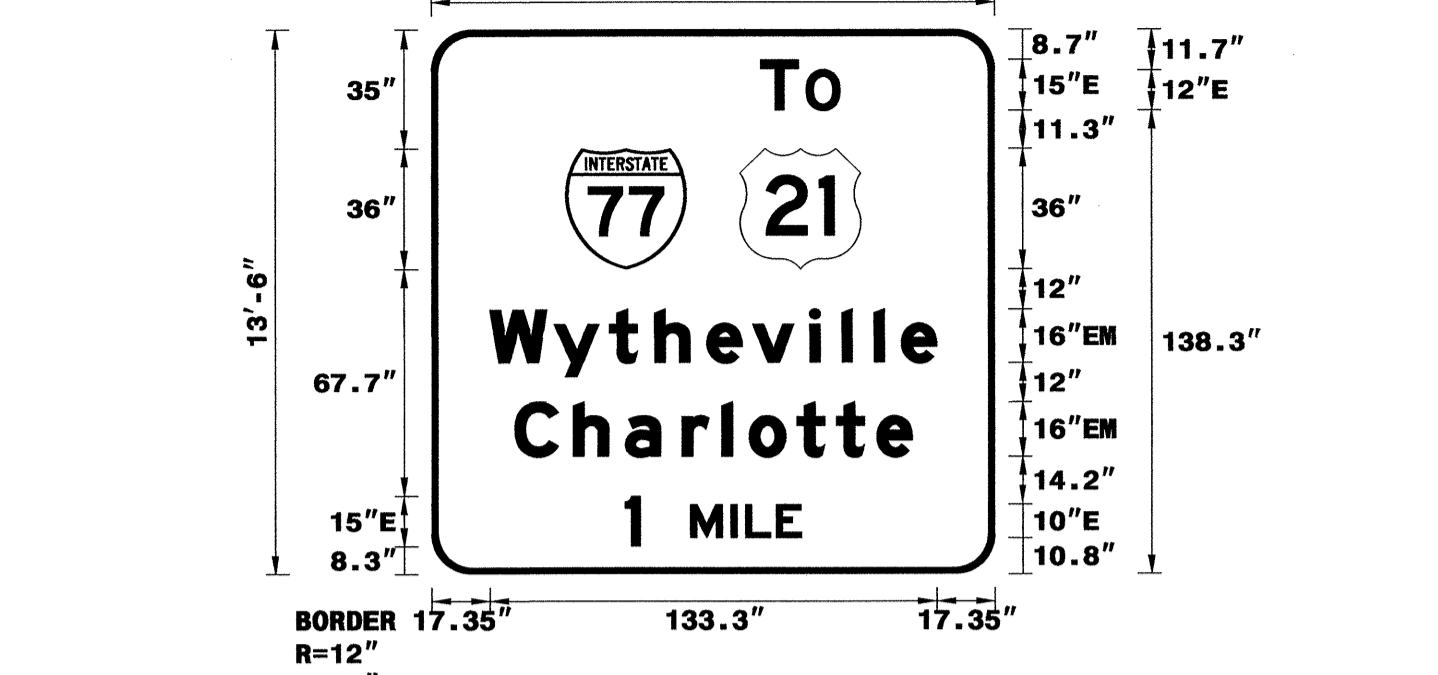
SIGN NUMBER: 113B
 TYPE: A
 QUANTITY: 1
 SIGN WIDTH: 14'-0"
 HEIGHT: 13'-6"
 TOTAL AREA: 189.0 Sq.Ft.
 BORDER TYPE: FLUSH
 RECESS: 0"
 WIDTH: 2"
 RADII: 12"
 NO. Z BARS: 4
 LENGTH: 160.0

BACKG COLOR: Green
 COPY COLOR: White

SYMBOL	X	Y	WID	HT
M1_1	40	90.9	36	36
M1_4	92	91	36	36

MAT'L: 0.125" (3.2 mm) ALUMINUM

DESIGN BY: JGM
 CHECKED BY:
 PROJECT ID: I-3819A
 DIV: 12
 DATE: Dec 20, 2010



USE NOTES:
 1. Legend and border(except those that are colored black) shall be direct applied Grade C sheeting.
 2. Background shall be Grade C reflective sheeting.
 3. Shields; A, B, and C type arrows shall be on 0.032" (0.8mm) aluminum and demountable.

TIP NO. I-3819A
 SHEET NO. SIGN 4N
 APPROVED: *[Signature]*
 DATE: 3-26-12
 SEAL

LETTER POSITIONS

Letter spacings are to start of next letter

Series/Size	Text Length
E 2000	23.5
EM 2000	226.6

FILENAME: I-3819A Sign Designs
 NORTH CAROLINA D.O.T. SIGN DETAIL

LETTER POSITIONS

Letter spacings are to start of next letter

Series/Size	Text Length
E 2000	23.6
EM 2000	133.3
EM 2000	118.6
E 2000	52.6

FILENAME: I-3819A Sign Designs
 NORTH CAROLINA D.O.T. SIGN DETAIL

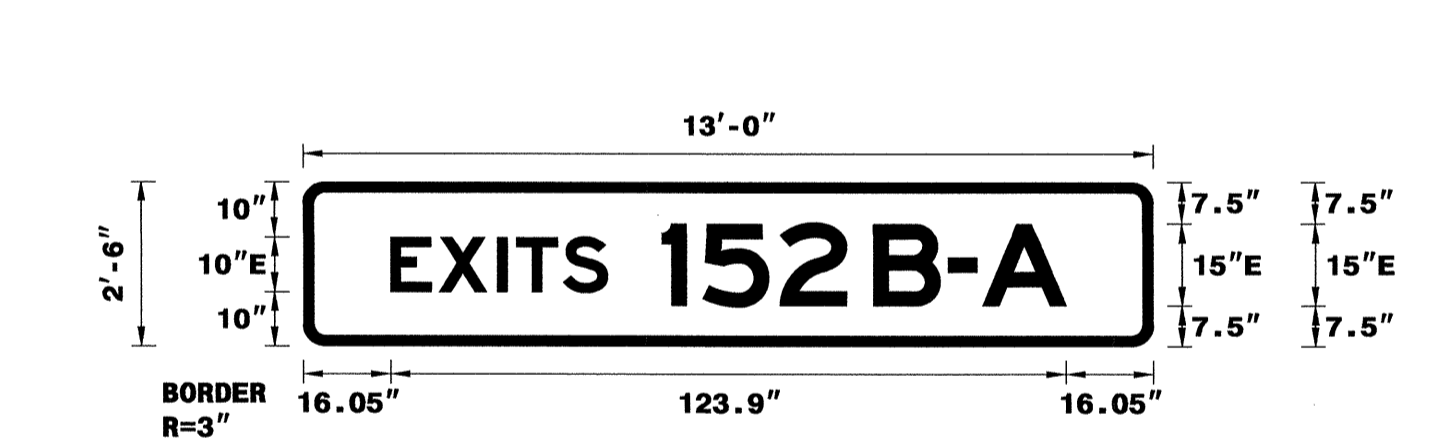
SIGN NUMBER: 113A
 TYPE: A
 QUANTITY: 1
 SIGN WIDTH: 13'-0"
 HEIGHT: 2'-6"
 TOTAL AREA: 32.5 Sq.Ft.
 BORDER TYPE: FLUSH
 RECESS: 0"
 WIDTH: 2"
 RADII: 3"
 NO. Z BARS: 2
 LENGTH: 148.0

BACKG COLOR: Green
 COPY COLOR: White

SYMBOL	X	Y	WID	HT
M1_4	130.8	60	36	36

MAT'L: 0.125" (3.2 mm) ALUMINUM

DESIGN BY: none
 CHECKED BY:
 PROJECT ID: ID
 DIV: DIV
 DATE: Mar 08, 2012



USE NOTES: 1,2
 1. Legend and border(except those that are colored black) shall be direct applied Grade C sheeting.
 2. Background shall be Grade C reflective sheeting.
 3. Shields; A, B, and C type arrows shall be on 0.032" (0.8mm) aluminum and demountable.

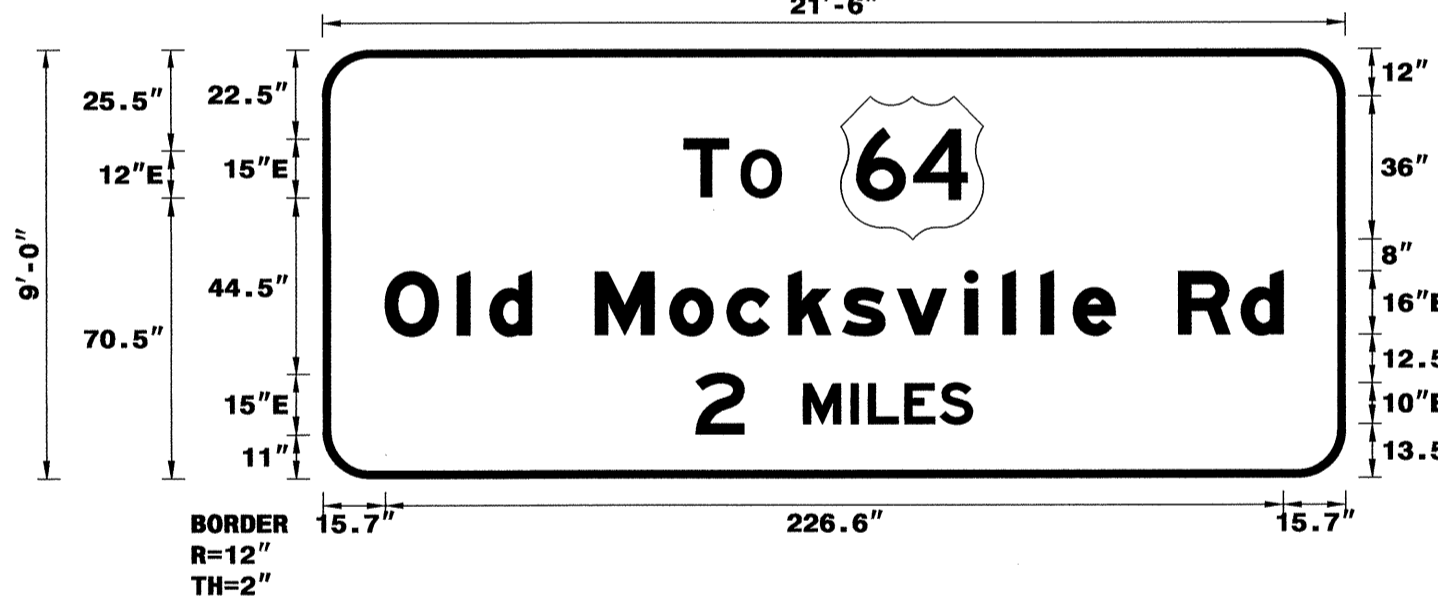
SIGN NUMBER: 114B
 TYPE: A
 QUANTITY: 1
 SIGN WIDTH: 21'-6"
 HEIGHT: 9'-0"
 TOTAL AREA: 193.5 Sq.Ft.
 BORDER TYPE: FLUSH
 RECESS: 0"
 WIDTH: 2"
 RADII: 12"
 NO. Z BARS: 3
 LENGTH: 250.0

BACKG COLOR: Green
 COPY COLOR: White

SYMBOL	X	Y	WID	HT
M1_4	130.8	60	36	36

MAT'L: 0.125" (3.2 mm) ALUMINUM

DESIGN BY: JGM
 CHECKED BY:
 PROJECT ID: I-3819A
 DIV: 12
 DATE: Dec 10, 2010



USE NOTES:
 1. Legend and border(except those that are colored black) shall be direct applied Grade C sheeting.
 2. Background shall be Grade C reflective sheeting.
 3. Shields; A, B, and C type arrows shall be on 0.032" (0.8mm) aluminum and demountable.

LETTER POSITIONS

Letter spacings are to start of next letter

Series/Size	Text Length
E 2000	123.9

FILENAME: I-3819A Sign Designs
 NORTH CAROLINA D.O.T. SIGN DETAIL

LETTER POSITIONS

Letter spacings are to start of next letter

Series/Size	Text Length
E 2000	24.5
EM 2000	226.6
E 2000	69.8

FILENAME: I-3819A Sign Designs
 NORTH CAROLINA D.O.T. SIGN DETAIL

25-MAR-2012 09:41
 I:\Projects\I-3819A\Signing\CADD\Quentittes & GM_Signs\I-3819A_0ttes.dgn
 I:\Projects\I-3819A\Signing\CADD\Quentittes & GM_Signs\I-3819A_0ttes.dgn
 I:\Projects\I-3819A\Signing\CADD\Quentittes & GM_Signs\I-3819A_0ttes.dgn

SIGN DESIGNS

SIGN NUMBER: 1158
TYPE: A
QUANTITY: 1
SIGN WIDTH: 21'-6"
HEIGHT: 9'-0"
TOTAL AREA: 193.5 Sq.Ft.

BACKG COLOR: Green
COPY COLOR: White

SYMBOL	X	Y	WID	HT
M1_4	130.8	60	36	36

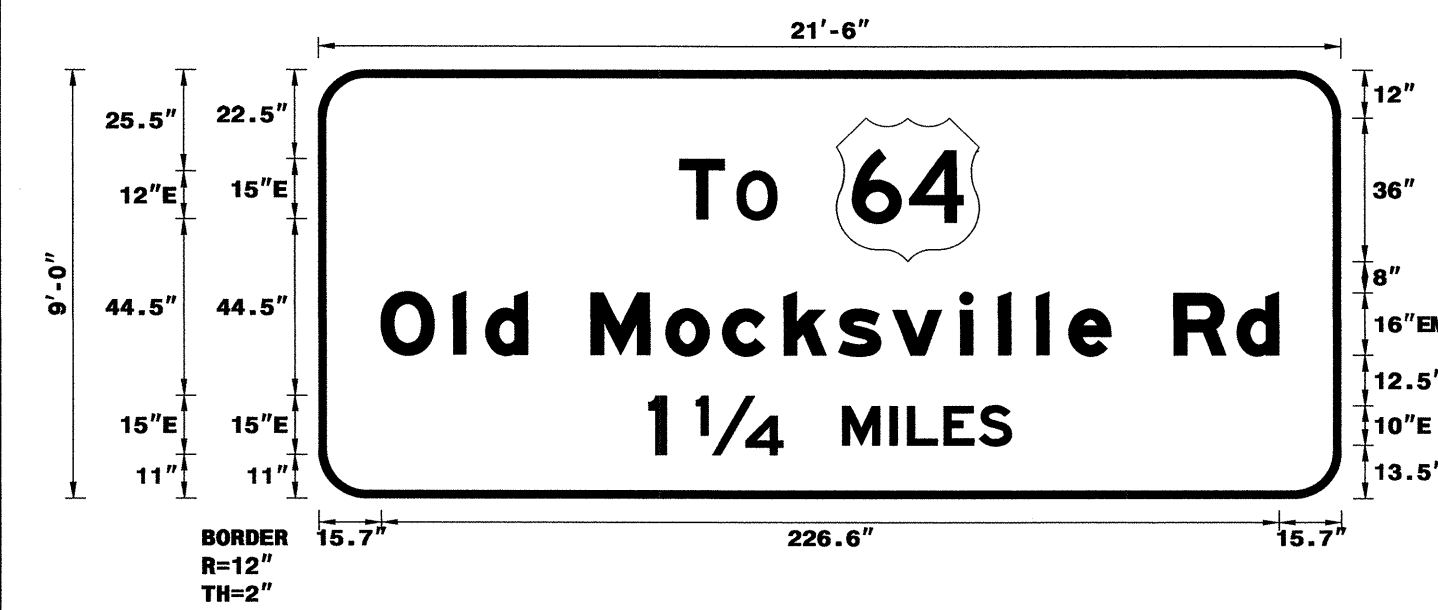
NO. Z BARS: 3
LENGTH: 250.0

MAT'L: 0.125" (3.2 mm) ALUMINUM

DESIGN BY: JGM
PROJECT ID: I-3819A

CHECKED BY:
DIV: 12

DATE: Dec 10, 2010



- USE NOTES:
- Legend and border(except those that are colored black) shall be direct applied Grade C sheeting.
 - Background shall be Grade C reflective sheeting.
 - Shields; A, B, and C type arrows shall be on 0.032" (0.8mm) aluminum and demountable.

LETTER POSITIONS

Letter spacings are to start of next letter

Series/Size	Text Length
E 2000	24.5
EM 2000	226.6
E 2000	91.6

FILENAME: I-3819A Sign Designs

SIGN NUMBER: 201,202
TYPE: A
QUANTITY: 1
SIGN WIDTH: 8'-0"
HEIGHT: 5'-0"
TOTAL AREA: 40.0 Sq.Ft.

BACKG COLOR: Green
COPY COLOR: White

SYMBOL	X	Y	WID	HT
ARMED	65	6	18.8	29.5


NO. Z BARS: 2
LENGTH: 88.0

MAT'L: 0.125" (3.2 mm) ALUMINUM

DESIGN BY: JGM
PROJECT ID: I-3819A

CHECKED BY:
DIV: 12

DATE: Mar 22, 2012



- USE NOTES: 1,2,3
- Legend and border(except those that are colored black) shall be direct applied Grade C sheeting.
 - Background shall be Grade C reflective sheeting.
 - Shields; A, B, and C type arrows shall be on 0.032" (0.8mm) aluminum and demountable.
 - Bottom panel shall be yellow Grade C sheeting. Legend shall be direct applied black non-reflective sheeting. Yellow panel is:

LETTER POSITIONS

Letter spacings are to start of next letter

Series/Size	Text Length
EM 2000	37
D 2000	28.8

FILENAME: I-3819A Sign Designs

SIGN NUMBER: 1168
TYPE: A
QUANTITY: 1
SIGN WIDTH: 18'-0"
HEIGHT: 11'-6"
TOTAL AREA: 207.0 Sq.Ft.

BACKG COLOR: Green
COPY COLOR: White

SYMBOL	X	Y	WID	HT
M1_1	90	90.9	36	36

NO. Z BARS: 3
LENGTH: 208.0

MAT'L: 0.125" (3.2 mm) ALUMINUM

DESIGN BY: JGM
PROJECT ID: I-3819A

CHECKED BY:
DIV: 12

DATE: Dec 20, 2010



- USE NOTES:
- Legend and border(except those that are colored black) shall be direct applied Grade C sheeting.
 - Background shall be Grade C reflective sheeting.
 - Shields; A, B, and C type arrows shall be on 0.032" (0.8mm) aluminum and demountable.

LETTER POSITIONS

Letter spacings are to start of next letter

Series/Size	Text Length
EM 2000	184.2
EM 2000	117.9
E 2000	73.1

FILENAME: I-3819A Sign Designs

SIGN NUMBER: 203, 205
TYPE: A
QUANTITY: 2
SIGN WIDTH: 10'-6"
HEIGHT: 5'-0"
TOTAL AREA: 52.5 Sq.Ft.

BACKG COLOR: Green
COPY COLOR: White

SYMBOL	X	Y	WID	HT
ARMED	95	6	18.8	29.5


NO. Z BARS: 2
LENGTH: 118.0

MAT'L: 0.125" (3.2 mm) ALUMINUM

DESIGN BY: JGM
PROJECT ID: I-3819A

CHECKED BY:
DIV: 12

DATE: Mar 08, 2012



- USE NOTES: 1,2
- Legend and border(except those that are colored black) shall be direct applied Grade C sheeting.
 - Background shall be Grade C reflective sheeting.
 - Shields; A, B, and C type arrows shall be on 0.032" (0.8mm) aluminum and demountable.
 - Bottom panel shall be yellow Grade C sheeting. Legend shall be direct applied black non-reflective sheeting. Yellow panel is:

LETTER POSITIONS

Letter spacings are to start of next letter

Series/Size	Text Length
EM 2000	43.3
D 2000	60.8

FILENAME: I-3819A Sign Designs

TIP NO. I-3819A
SHEET NO. SIGN 40

APPROVED: *[Signature]*

DATE: 3-26-12

SEAL

SIGN DESIGNS

26-MAR-2012 09:53 FAX:\projects\112247795\signs\dgn I-3819A\T-efric\Signing\CADD\Quantities & CM_Signs\I-3819A_Qties.dgn

SIGN NUMBER: 204,209
TYPE: A
QUANTITY: 2
SIGN WIDTH: 10'-6"
HEIGHT: 5'-0"
TOTAL AREA: 52.5 Sq.Ft.

BACKG COLOR: Green
COPY COLOR: White


SYMBOL	X	Y	WID	HT
ARMED	95	6	18.8	29.5

MAT'L: 0.125" (3.2 mm) ALUMINUM

DESIGN BY: JGM
PROJECT ID: I-3819A

CHECKED BY:
DIV: 12

DATE: Mar 08, 2012



- USE NOTES:
- Legend and border(except those that are colored black) shall be direct applied Grade C sheeting.
 - Background shall be Grade C reflective sheeting.
 - Shields; A, B, and C type arrows shall be on 0.032" (0.8mm) aluminum and demountable.
 - Bottom panel shall be yellow Grade C sheeting. Legend shall be direct applied black non-reflective sheeting. Yellow panel is:

LETTER POSITIONS

Letter spacings are to start of next letter

	E	X	I	T		Series/Size Text Length
	41.3	12.2	15.5	6.7	8.9	41.3
		1	5	2		B
	18.6	8.5	15.8	12.2	9	12.2
						49.6

FILENAME: I-3818A Sign Designs

NORTH CAROLINA D.O.T. SIGN DETAIL

SIGN NUMBER: 207
TYPE: A
QUANTITY: 1
SIGN WIDTH: 9'-0"
HEIGHT: 5'-0"
TOTAL AREA: 45.0 Sq.Ft.

BACKG COLOR: Green
COPY COLOR: White

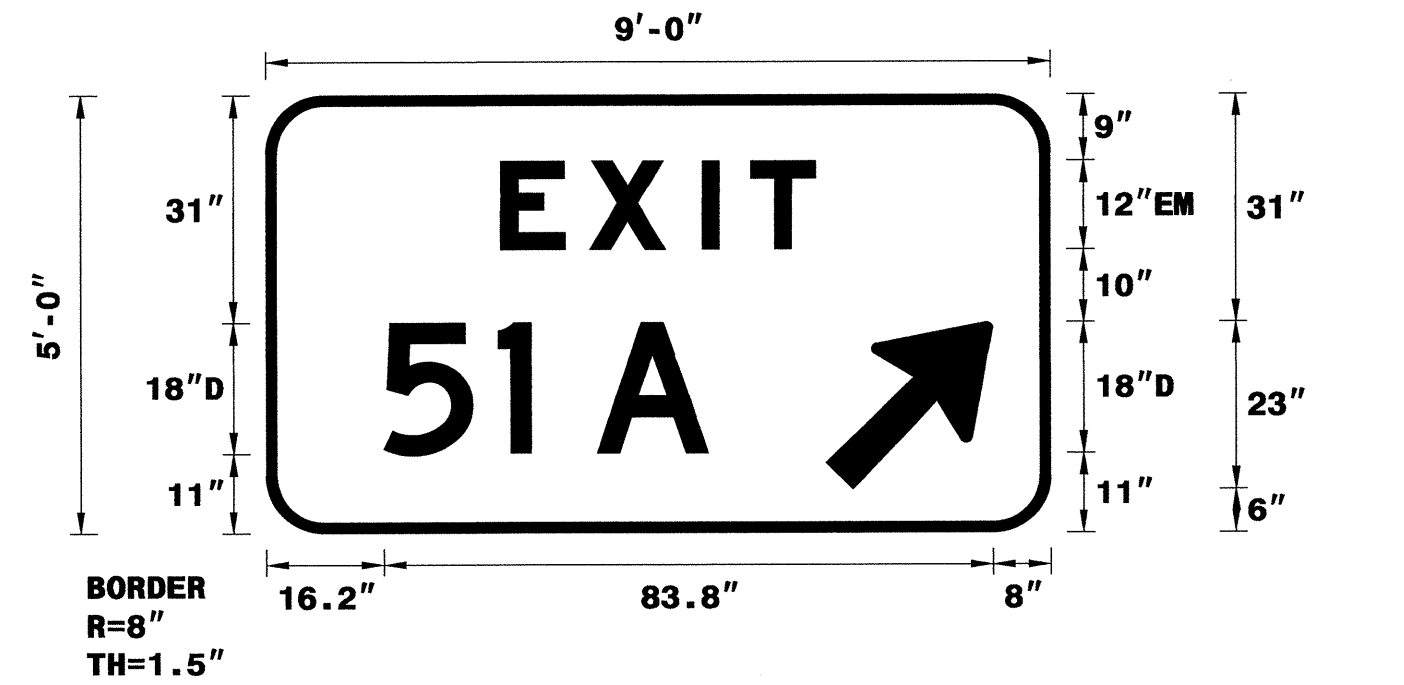
SYMBOL	X	Y	WID	HT
ARMED	77	6	18.8	29.5

MAT'L: 0.125" (3.2 mm) ALUMINUM

DESIGN BY: JGM
PROJECT ID: I-3819A

CHECKED BY:
DIV: 12

DATE: Mar 09, 2012



- USE NOTES: 1,2
- Legend and border(except those that are colored black) shall be direct applied Grade C sheeting.
 - Background shall be Grade C reflective sheeting.
 - Shields; A, B, and C type arrows shall be on 0.032" (0.8mm) aluminum and demountable.
 - Bottom panel shall be yellow Grade C sheeting. Legend shall be direct applied black non-reflective sheeting. Yellow panel is:

LETTER POSITIONS

Letter spacings are to start of next letter

	E	X	I	T		Series/Size Text Length
	32.3	12.2	15.5	6.7	8.9	32.3
		5	1			A
	16.2	15.8	4.5	9	15.3	47.2

FILENAME: I-3818A Sign Designs

NORTH CAROLINA D.O.T. SIGN DETAIL

SIGN NUMBER: 206
TYPE: A
QUANTITY: 1
SIGN WIDTH: 9'-0"
HEIGHT: 5'-0"
TOTAL AREA: 45.0 Sq.Ft.

BACKG COLOR: Green
COPY COLOR: White

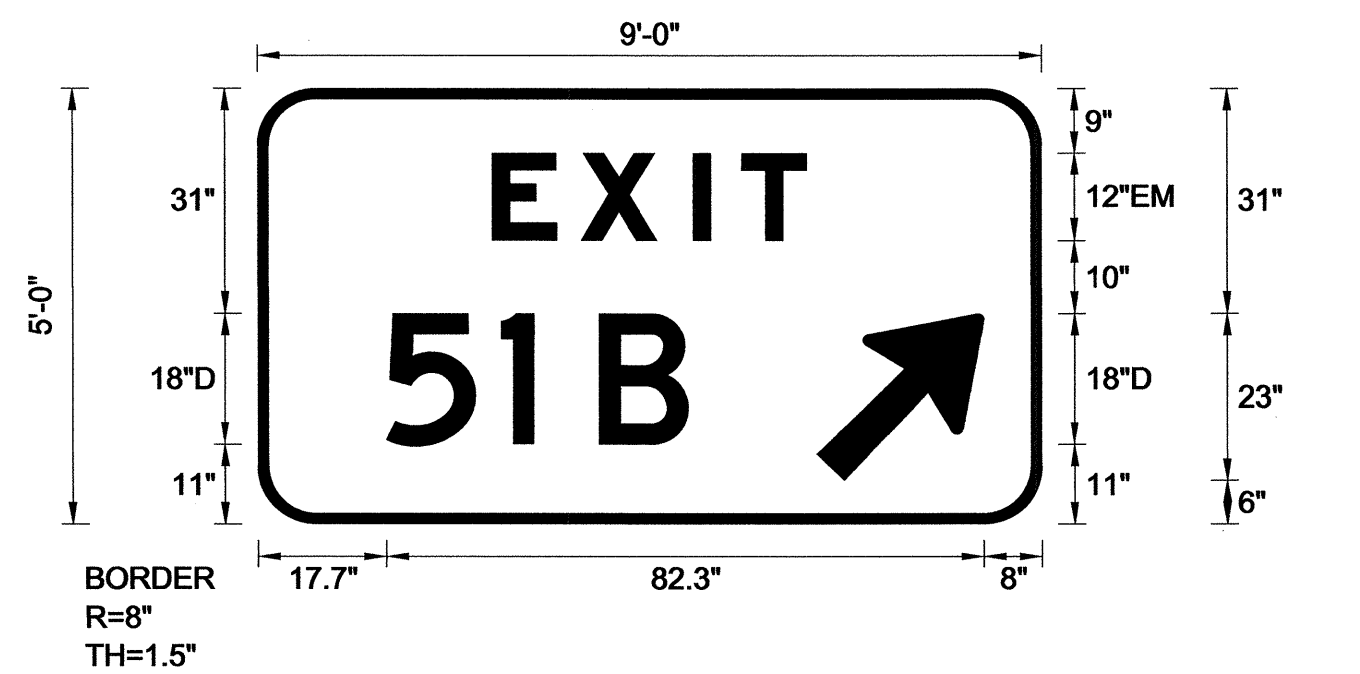
SYMBOL	X	Y	WID	HT
ARMED	77	6	18.8	29.5

MAT'L: 0.125" (3.2 mm) ALUMINUM

DESIGN BY: JGM
PROJECT ID: I-3819A

CHECKED BY:
DIV: 12

DATE: Mar 09, 2012



- USE NOTES: 1,2
- Legend and border(except those that are colored black) shall be direct applied Grade C sheeting.
 - Background shall be Grade C reflective sheeting.
 - Shields; A, B, and C type arrows shall be on 0.032" (0.8mm) aluminum and demountable.
 - Bottom panel shall be yellow Grade C sheeting. Legend shall be direct applied black non-reflective sheeting. Yellow panel is:

LETTER POSITIONS

Letter spacings are to start of next letter

	E	X	I	T		Series/Size Text Length
	32.3	12.2	15.5	6.7	8.9	32.3
		5	1			B
	17.7	15.8	4.5	9	12.2	48.7

FILENAME: I-3818A Sign Designs

NORTH CAROLINA D.O.T. SIGN DETAIL

SIGN NUMBER: 208
TYPE: A
QUANTITY: 1
SIGN WIDTH: 5'-6"
HEIGHT: 6'-6"
TOTAL AREA: 35.8 Sq.Ft.

BACKG COLOR: Green
COPY COLOR: White

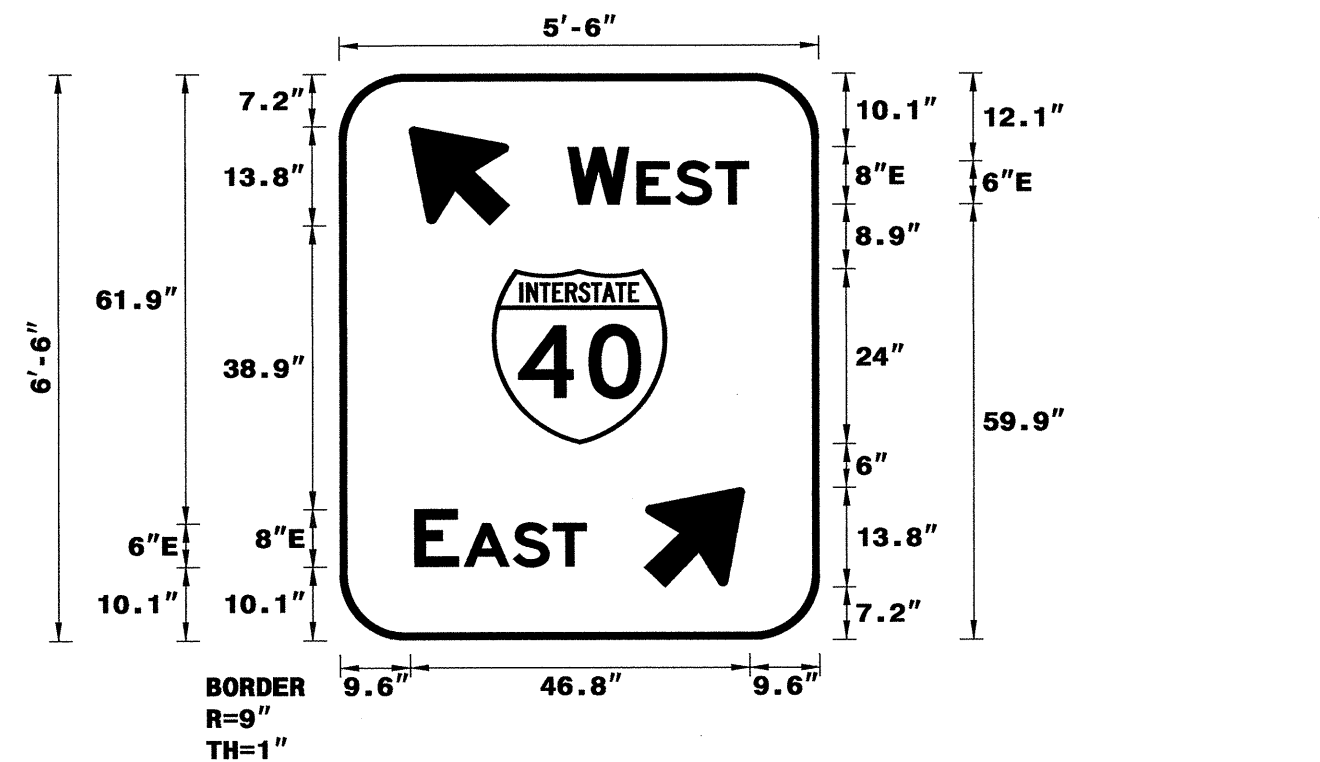
SYMBOL	X	Y	WID	HT
ARSHRT	9.6	57	15.4	17.3
MT_1	21	27	24	24
ARSHRT	41.9	7.2	15.4	17.3

MAT'L: 0.125" (3.2 mm) ALUMINUM

DESIGN BY: JGM
PROJECT ID: I-3819A

CHECKED BY:
DIV: 12

DATE: Dec 11, 2010



- USE NOTES: 1,2
- Legend and border(except those that are colored black) shall be direct applied Grade C sheeting.
 - Background shall be Grade C reflective sheeting.
 - Shields; A, B, and C type arrows shall be on 0.032" (0.8mm) aluminum and demountable.

LETTER POSITIONS

Letter spacings are to start of next letter

	W	E	S	T		Series/Size Text Length	
	31.4	8.5	1.1	5.3	5.5	4.5	9.6
		E		A	S	T	
	10.3	6	0.8	6.8	5.5	4.5	32.1

FILENAME: I-3818A Sign Designs

NORTH CAROLINA D.O.T. SIGN DETAIL

TIP NO. I-3819A
SHEET NO. SIGN-4P

APPROVED: *[Signature]*
DATE: 3-26-12

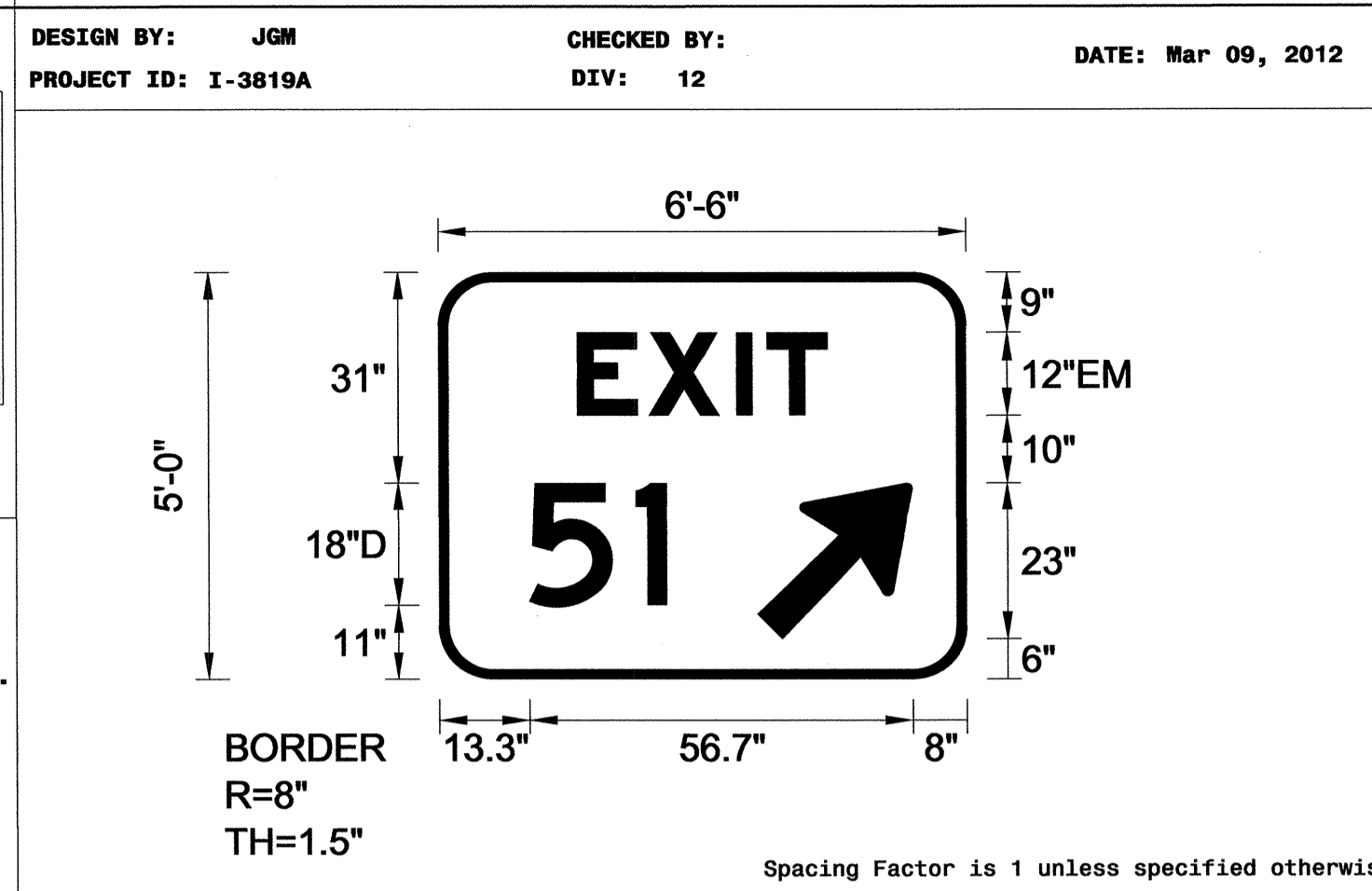
SEAL
NORTH CAROLINA PROFESSIONAL ENGINEERS
SEAL 028387
AWMAN I. ALQUODWI

SIGN NUMBER: 210
 TYPE: A
 QUANTITY: 1
 SIGN WIDTH: 6'-6"
 HEIGHT: 5'-0"
 TOTAL AREA: 32.5 Sq.Ft.
 BORDER TYPE: FLUSH
 RECESS: 0"
 WIDTH: 1.5"
 RADII: 8"
 NO. Z BARS: 2
 LENGTH: 70.0

BACKG COLOR: Green
 COPY COLOR: White

SYMBOL	X	Y	WID	HT
ARMED	47	6	18.8	29.5

MAT'L: 0.125" (3.2 mm) ALUMINUM



USE NOTES: 1,2

- Legend and border(except those that are colored black) shall be direct applied Grade C sheeting.
- Background shall be Grade C reflective sheeting.
- Shields; A, B, and C type arrows shall be on 0.032" (0.8mm) aluminum and demountable.
- Bottom panel shall be yellow Grade C sheeting. Legend shall be direct applied black non-reflective sheeting. Yellow panel is:

LETTER POSITIONS

Letter spacings are to start of next letter

	E	X	I	T		Series/Size
						Text Length
	20.5	10.6	13	4.6	8.9	20.5
		5	1			
	13.3	15.8	4.5	44.3		

EM 2000 37
 D 2000 20.3

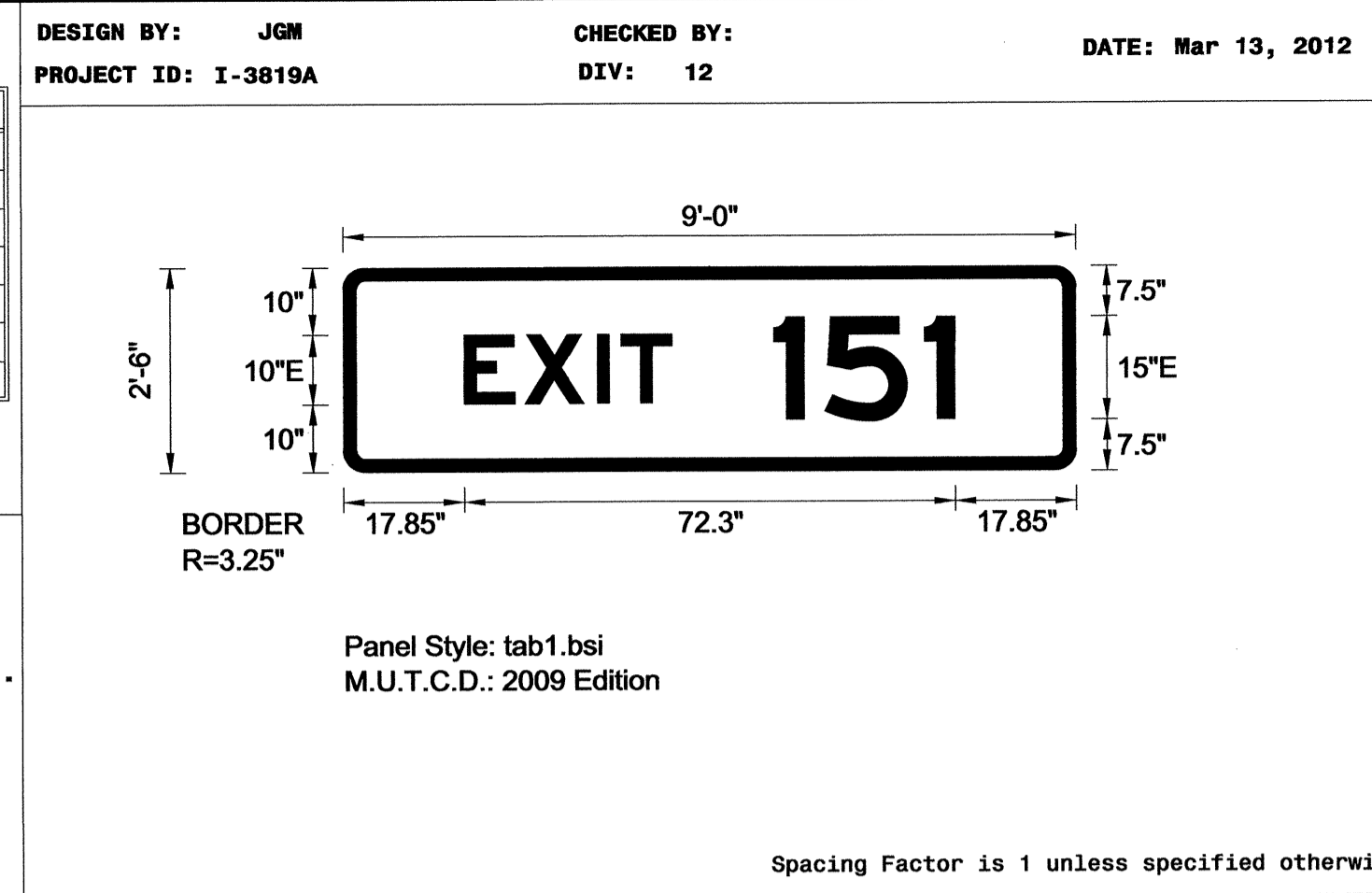
FILENAME: I-3818A Sign Designs NORTH CAROLINA D.O.T. SIGN DETAIL

SIGN NUMBER: 117A
 TYPE: B
 QUANTITY: 1
 SIGN WIDTH: 9'-0"
 HEIGHT: 2'-6"
 TOTAL AREA: 22.5 Sq.Ft.
 BORDER TYPE: FLUSH
 RECESS: 0"
 WIDTH: 0"
 RADII: 0"
 NO. Z BARS: 2
 LENGTH: 100.0

BACKG COLOR: Green
 COPY COLOR: Black/White

SYMBOL	X	Y	WID	HT
--------	---	---	-----	----

MAT'L: 0.125" (3.2 mm) ALUMINUM



USE NOTES: 1,2

- Legend and border(except those that are colored black) shall be direct applied Grade C sheeting.
- Background shall be Grade C reflective sheeting.
- Shields; A, B, and C type arrows shall be on 0.032" (0.8mm) aluminum and demountable.
- Bottom panel shall be yellow Grade C sheeting. Legend shall be direct applied black non-reflective sheeting. Yellow panel is:

LETTER POSITIONS

Letter spacings are to start of next letter

	E	X	I	T	1	5	1		Series/Size	
									Text Length	
	17.9	8.9	10.7	3.5	7.5	15	7.5	14.7	4.5	17.9

E 2000 72.3

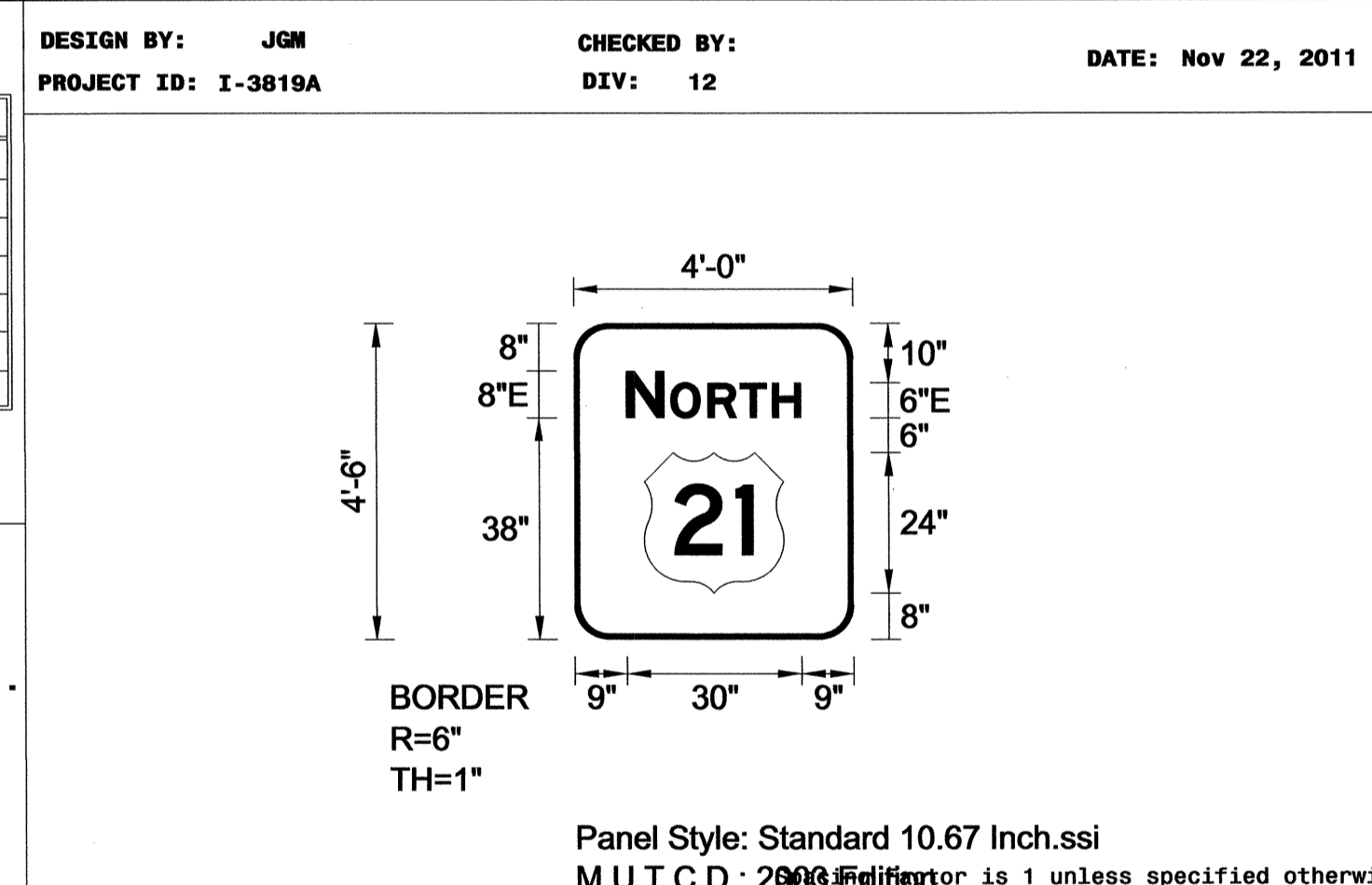
FILENAME: I-3818A Sign Designs NORTH CAROLINA D.O.T. SIGN DETAIL

SIGN NUMBER: 35
 TYPE: B
 QUANTITY: 1
 SIGN WIDTH: 4'-0"
 HEIGHT: 4'-6"
 TOTAL AREA: 18.0 Sq.Ft.
 BORDER TYPE: FLUSH
 RECESS: 0"
 WIDTH: 1"
 RADII: 6"
 NO. Z BARS: 2
 LENGTH: 40.0

BACKG COLOR: Green
 COPY COLOR: White

SYMBOL	X	Y	WID	HT
M1_4	12	8	24	24

MAT'L: 0.125" (3.2 mm) ALUMINUM



USE NOTES: 1,2,3

- Legend and border(except those that are colored black) shall be direct applied Grade A sheeting.
- Background shall be Grade C reflective sheeting.
- Shields; A, B, and C type arrows shall be on 0.032" (0.8mm) aluminum and demountable.
- Bottom panel shall be yellow Grade C sheeting. Legend shall be direct applied black non-reflective sheeting. Yellow panel is:

LETTER POSITIONS

Letter spacings are to start of next letter

	N	O	R	T	H		Series/Size
							Text Length
	9	6.5	1.2	6.4	5.5	4.9	9

E 2000 30

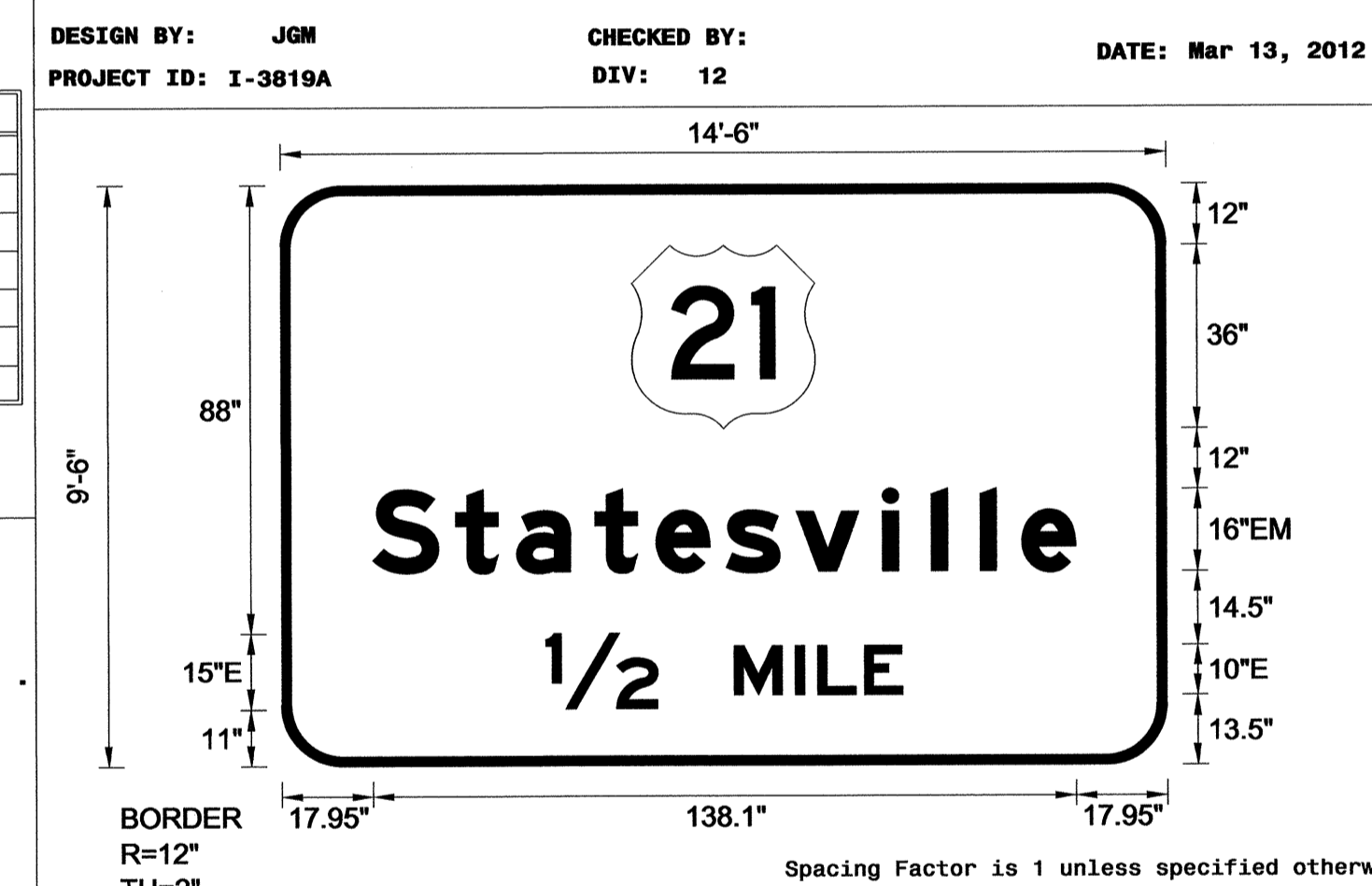
FILENAME: I-3818A Sign Designs NORTH CAROLINA D.O.T. SIGN DETAIL

SIGN NUMBER: 117B
 TYPE: A
 QUANTITY: 1
 SIGN WIDTH: 14'-6"
 HEIGHT: 9'-6"
 TOTAL AREA: 137.8 Sq.Ft.
 BORDER TYPE: FLUSH
 RECESS: 0"
 WIDTH: 2"
 RADII: 12"
 NO. Z BARS: 3
 LENGTH: 166.0

BACKG COLOR: Green
 COPY COLOR: White

SYMBOL	X	Y	WID	HT
M1_4	69	66	36	36

MAT'L: 0.125" (3.2 mm) ALUMINUM



USE NOTES: 1,2,3

- Legend and border(except those that are colored black) shall be direct applied Grade C sheeting.
- Background shall be Grade C reflective sheeting.
- Shields; A, B, and C type arrows shall be on 0.032" (0.8mm) aluminum and demountable.
- Bottom panel shall be yellow Grade C sheeting. Legend shall be direct applied black non-reflective sheeting. Yellow panel is:

LETTER POSITIONS

Letter spacings are to start of next letter

	S	t	a	t	e	s	v	i	l	l	e		Series/Size
													Text Length
	18	16.3	12	15.4	12	13.8	13.8	17	9.6	9.6	8.2	10.6	18
		1/2		M	I	L	E						
	52	22	15	12	4.4	9.2	7.5	52					

E 2000 138.1
 E 2000 70.1

FILENAME: I-3818A Sign Designs NORTH CAROLINA D.O.T. SIGN DETAIL

TIP NO. I-3819A SHEET NO. SIGN-4Q

APPROVED: *[Signature]*

DATE: 3-26-12

SEAL

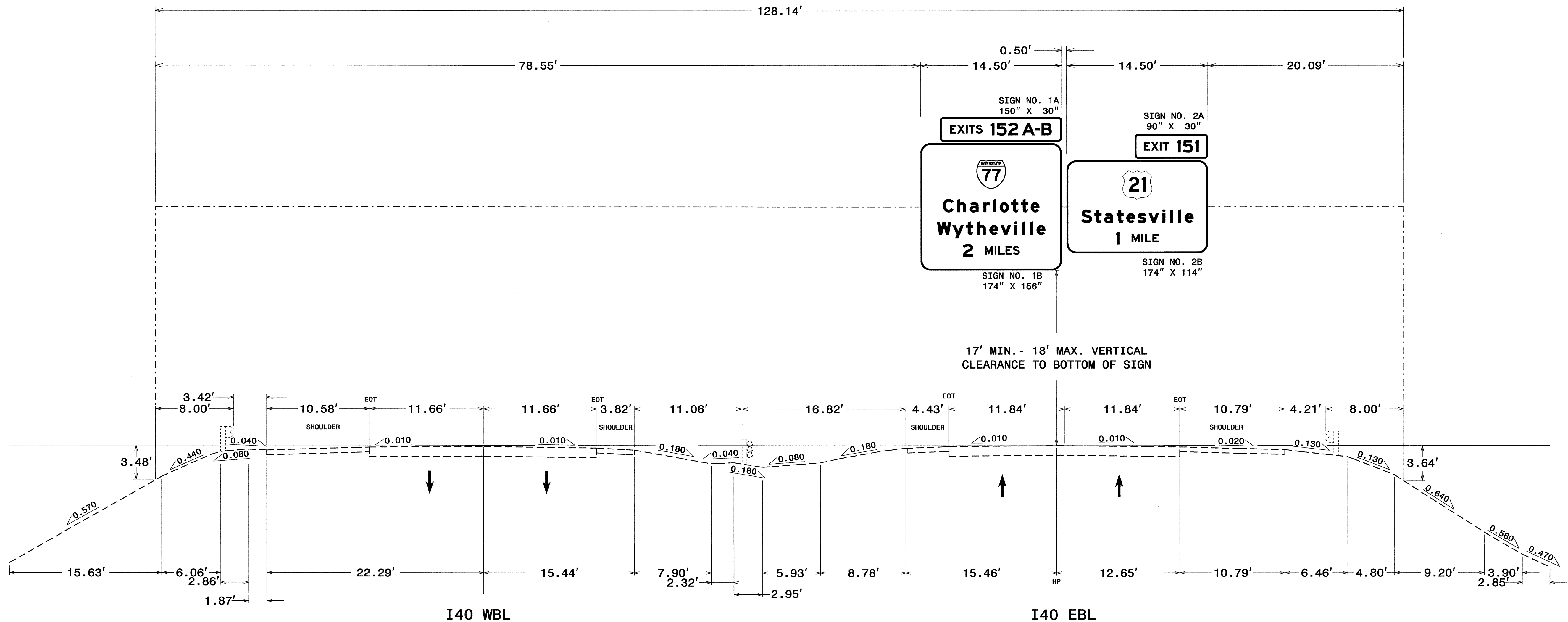
SIGN DESIGNS

26-MAR-2012 09:56
 F:\IPF\Projects\I-3819A\Teffic\Signing\CADD\Quantities & GM Signs\I-3819A 0.tues.dgn
 gman3002 ril 12/27/12

STATE	PROJECT NO.	SHEET NO.	TOTAL SHTS.
N.C.	I-3819A	SIGN-5	

APPROVED: *[Signature]*
DATE: 12-29-10


SEAL

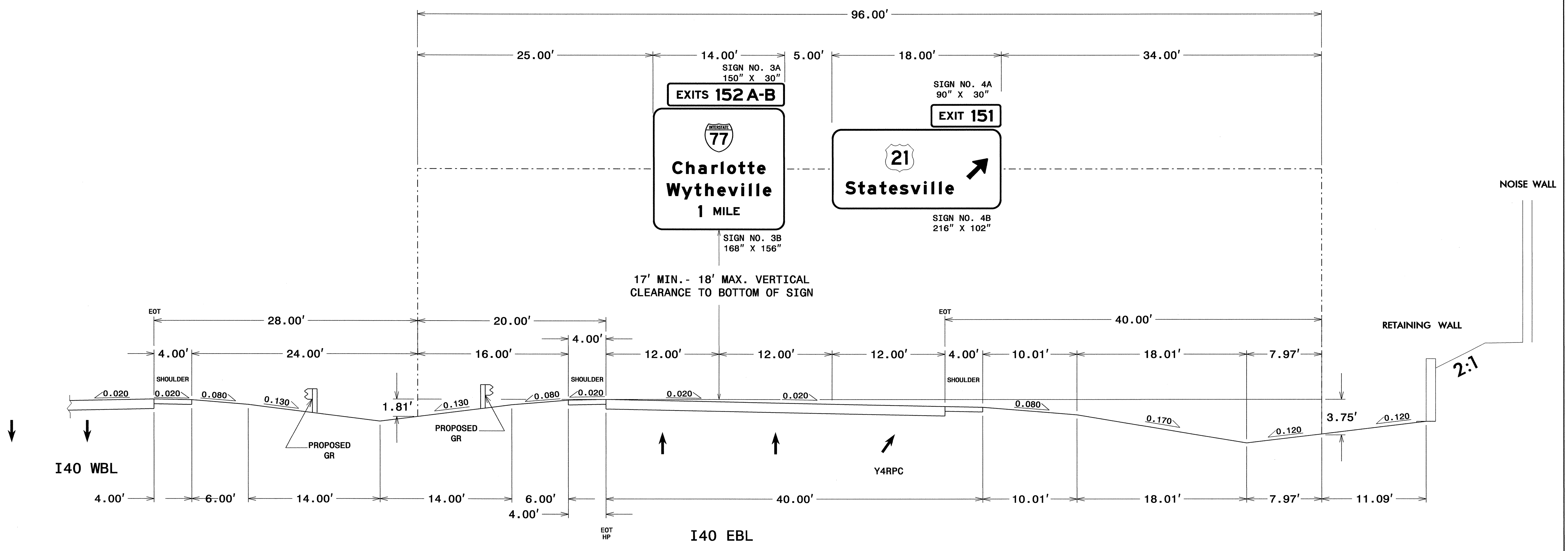


NOTES:

- IF THE CONTRACTOR BIDS ALUMINUM SIGN STRUCTURE, EACH SHALL BE PROVIDED WITH AN APPROVED HIGHWAY TRUSS DAMPER DEVICE IN ACCORDANCE WITH AASHTO SPECIFICATIONS.
- MOUNT SIGNS VERTICALLY CENTERED ON HORIZONTAL MEMBER OF STRUCTURE.
- FIELD VERIFICATION SHALL BE REQUIRED FOR ALL FOOTING ELEVATIONS, PER THE LATEST NCDOT STANDARD SPECIFICATIONS FOR ROADS AND STRUCTURES. PROVIDE FIELD VERIFICATION TO THE SIGNING SECTION.
- THE TOP OF THE FOOTING SHALL EXTEND AT LEAST 4 INCHES AND NOT MORE THAN 24 INCHES ABOVE THE HIGHEST POINT OF THE GROUND SURFACE AT THE FOOTING.
- SIGN HANGERS AND ATTACHMENT HARDWARE SHALL BE PROVIDED AND INSTALLED ON THE ASSEMBLY TO ACCOMMODATE ALL SIGNS SHOWN IN THIS PLAN SHEET.
- DESIGN AND CONSTRUCTION REQUIREMENTS FOR SIGN STRUCTURES SHALL ACCOMMODATE WIND VELOCITY OF 90 M.P.H.

OVERHEAD SIGN ASSEMBLY
AT STA. 23+00 -L-EBL

STATE	PROJECT NO.	SHEET NO.	TOTAL SHTS.
N.C.	I-3819A	SIGN-5A	
APPROVED: <i>[Signature]</i>			
DATE: 12-29-10			
SEAL			
			

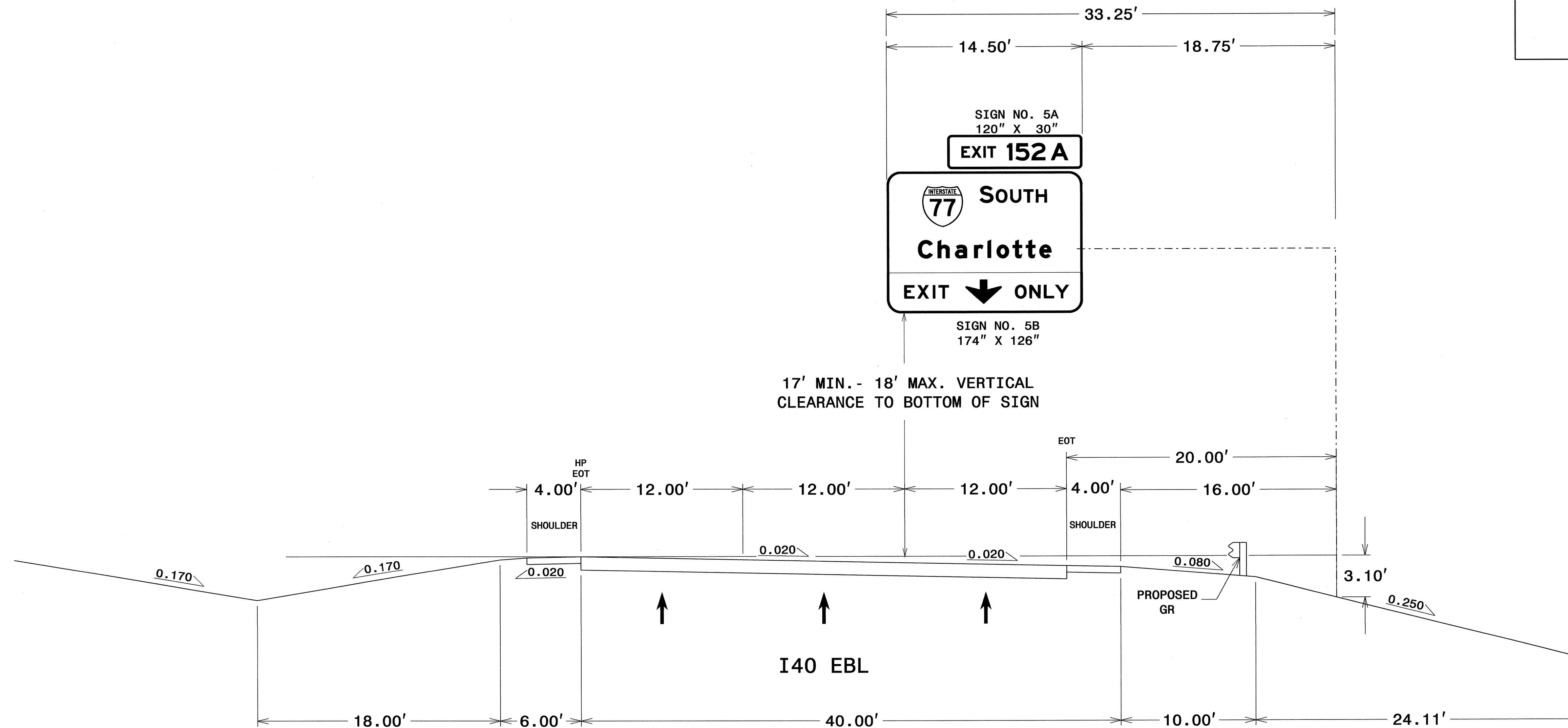


NOTES:

1. IF THE CONTRACTOR BIDS ALUMINUM SIGN STRUCTURE, EACH SHALL BE PROVIDED WITH AN APPROVED HIGHWAY TRUSS DAMPER DEVICE IN ACCORDANCE WITH AASHTO SPECIFICATIONS.
2. MOUNT SIGNS VERTICALLY CENTERED ON HORIZONTAL MEMBER OF STRUCTURE.
3. FIELD VERIFICATION SHALL BE REQUIRED FOR ALL FOOTING ELEVATIONS, PER THE LATEST NCDOT STANDARD SPECIFICATIONS FOR ROADS AND STRUCTURES. PROVIDE FIELD VERIFICATION TO THE SIGNING SECTION.
4. THE TOP OF THE FOOTING SHALL EXTEND AT LEAST 4 INCHES AND NOT MORE THAN 24 INCHES ABOVE THE HIGHEST POINT OF THE GROUND SURFACE AT THE FOOTING.
5. SIGN HANGERS AND ATTACHMENT HARDWARE SHALL BE PROVIDED AND INSTALLED ON THE ASSEMBLY TO ACCOMMODATE ALL SIGNS SHOWN IN THIS PLAN SHEET.
6. DESIGN AND CONSTRUCTION REQUIREMENTS FOR SIGN STRUCTURES SHALL ACCOMMODATE WIND VELOCITY OF 90 M.P.H.

**OVERHEAD SIGN ASSEMBLY
AT STA. 66+40 -L-EBL**

STATE	PROJECT NO.	SHEET NO.	TOTAL SHTS.
N.C.	I-3819A	SIGN-5B	
APPROVED: <i>John J. Giddens</i>			
DATE: 3-26-12			
SEAL			

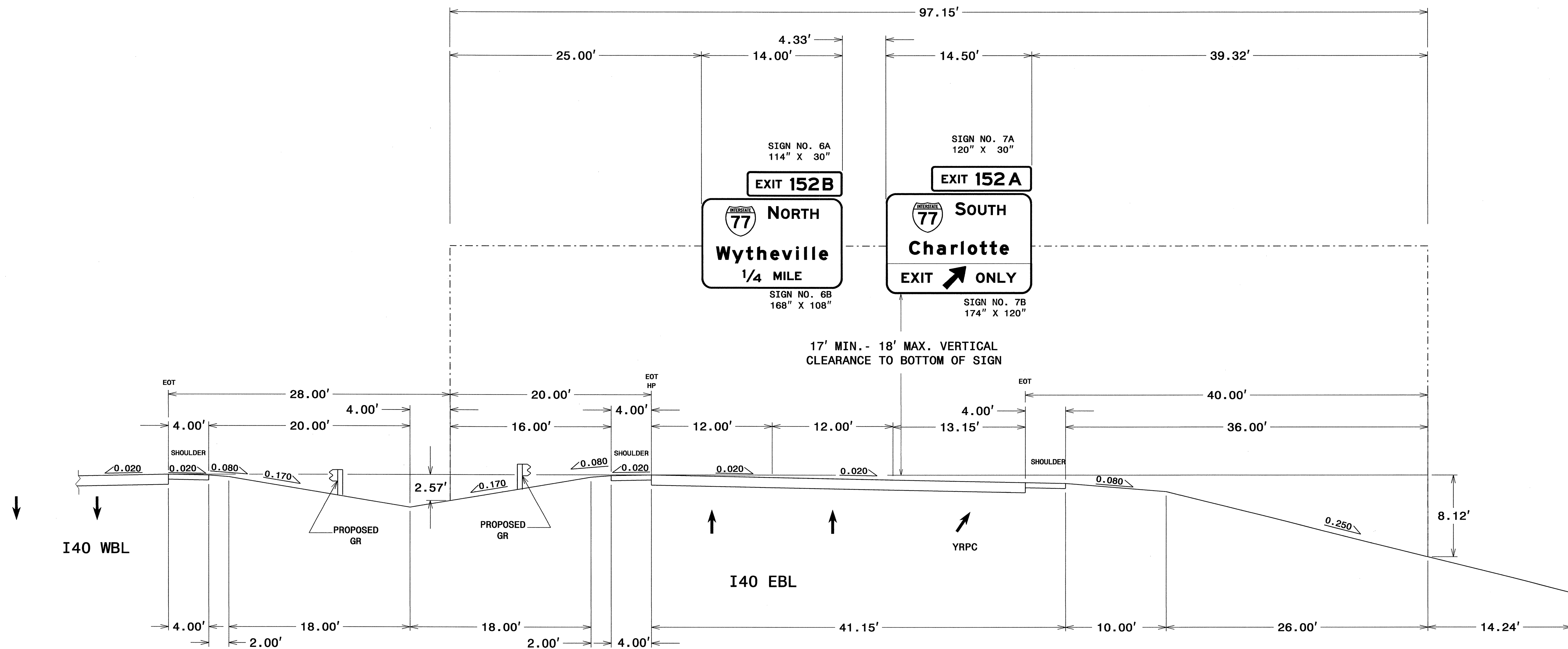


NOTES:

1. IF THE CONTRACTOR BIDS ALUMINUM SIGN STRUCTURE, EACH SHALL BE PROVIDED WITH AN APPROVED HIGHWAY TRUSS DAMPER DEVICE IN ACCORDANCE WITH AASHTO SPECIFICATIONS.
2. MOUNT SIGNS VERTICALLY CENTERED ON HORIZONTAL MEMBER OF STRUCTURE.
3. FIELD VERIFICATION SHALL BE REQUIRED FOR ALL FOOTING ELEVATIONS, PER THE LATEST NCDOT STANDARD SPECIFICATIONS FOR ROADS AND STRUCTURES. PROVIDE FIELD VERIFICATION TO THE SIGNING SECTION.
4. THE TOP OF THE FOOTING SHALL EXTEND AT LEAST 4 INCHES AND NOT MORE THAN 24 INCHES ABOVE THE HIGHEST POINT OF THE GROUND SURFACE AT THE FOOTING.
5. SIGN HANGERS AND ATTACHMENT HARDWARE SHALL BE PROVIDED AND INSTALLED ON THE ASSEMBLY TO ACCOMMODATE ALL SIGNS SHOWN IN THIS PLAN SHEET.
6. DESIGN AND CONSTRUCTION REQUIREMENTS FOR SIGN STRUCTURES SHALL ACCOMMODATE WIND VELOCITY OF 90 M.P.H.

**OVERHEAD SIGN ASSEMBLY
AT STA. 105+90 -L-EBL**

STATE	PROJECT NO.	SHEET NO.	TOTAL SHTS.
N.C.	I-3819A	SIGN-5C	
APPROVED: <i>[Signature]</i>			
DATE: 3-26-12			
SEAL			

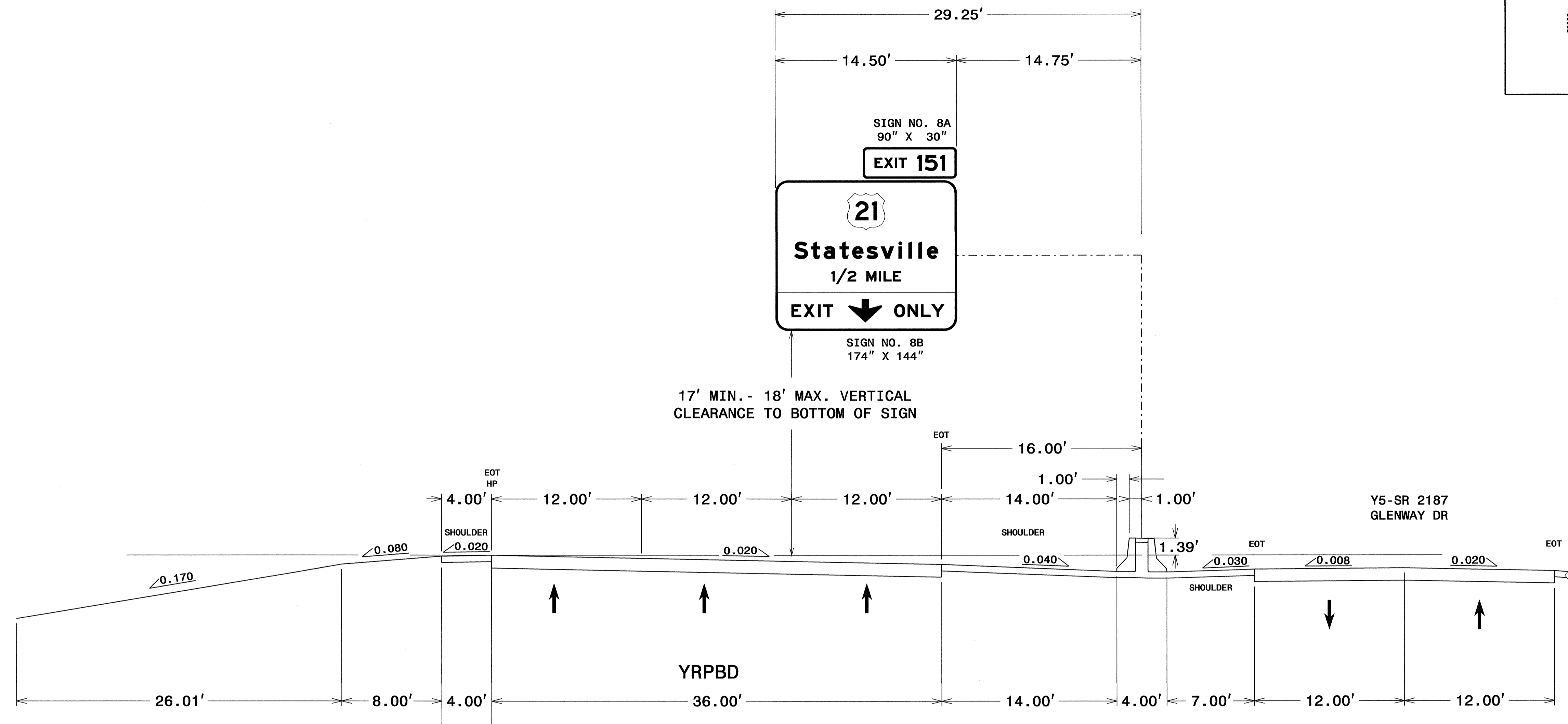


NOTES:

1. IF THE CONTRACTOR BIDS ALUMINUM SIGN STRUCTURE, EACH SHALL BE PROVIDED WITH AN APPROVED HIGHWAY TRUSS DAMPER DEVICE IN ACCORDANCE WITH AASHTO SPECIFICATIONS.
2. MOUNT SIGNS VERTICALLY CENTERED ON HORIZONTAL MEMBER OF STRUCTURE.
3. FIELD VERIFICATION SHALL BE REQUIRED FOR ALL FOOTING ELEVATIONS, PER THE LATEST NCDOT STANDARD SPECIFICATIONS FOR ROADS AND STRUCTURES. PROVIDE FIELD VERIFICATION TO THE SIGNING SECTION.
4. THE TOP OF THE FOOTING SHALL EXTEND AT LEAST 4 INCHES AND NOT MORE THAN 24 INCHES ABOVE THE HIGHEST POINT OF THE GROUND SURFACE AT THE FOOTING.
5. SIGN HANGERS AND ATTACHMENT HARDWARE SHALL BE PROVIDED AND INSTALLED ON THE ASSEMBLY TO ACCOMMODATE ALL SIGNS SHOWN IN THIS PLAN SHEET.
6. DESIGN AND CONSTRUCTION REQUIREMENTS FOR SIGN STRUCTURES SHALL ACCOMMODATE WIND VELOCITY OF 90 M.P.H.

**OVERHEAD SIGN ASSEMBLY
AT STA. 115+72.5 -L-EBL**

STATE	PROJECT NO.	SHEET NO.	TOTAL SHTS.
N.C.	I-3819A	SIGN-5D	
APPROVED: <i>[Signature]</i>			
DATE: 3-26-12			
SEAL			

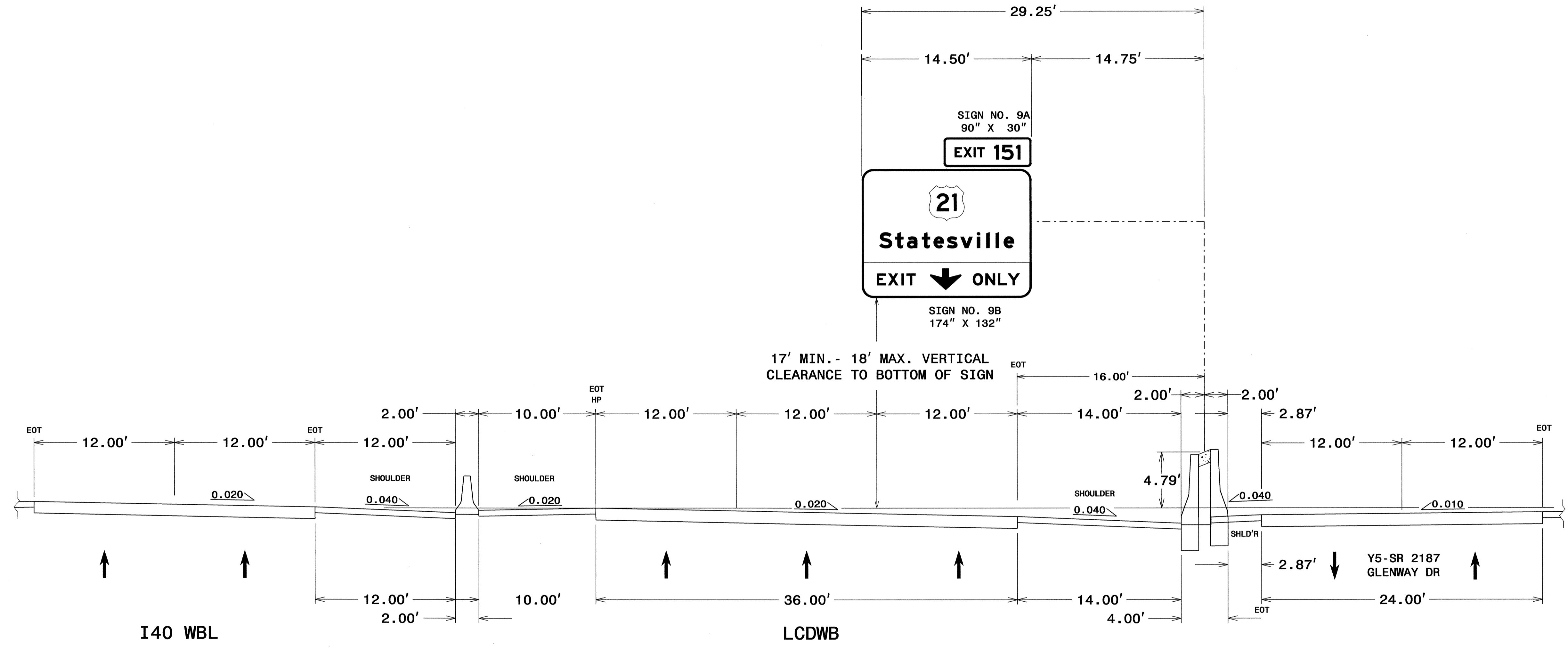


NOTES:

1. IF THE CONTRACTOR BIDS ALUMINUM SIGN STRUCTURE, EACH SHALL BE PROVIDED WITH AN APPROVED HIGHWAY TRUSS DAMPER DEVICE IN ACCORDANCE WITH AASHTO SPECIFICATIONS.
2. MOUNT SIGNS VERTICALLY CENTERED ON HORIZONTAL MEMBER OF STRUCTURE.
3. FIELD VERIFICATION SHALL BE REQUIRED FOR ALL FOOTING ELEVATIONS, PER THE LATEST NCDOT STANDARD SPECIFICATIONS FOR ROADS AND STRUCTURES. PROVIDE FIELD VERIFICATION TO THE SIGNING SECTION.
4. THE TOP OF THE FOOTING SHALL EXTEND AT LEAST 4 INCHES AND NOT MORE THAN 24 INCHES ABOVE THE HIGHEST POINT OF THE GROUND SURFACE AT THE FOOTING.
5. SIGN HANGERS AND ATTACHMENT HARDWARE SHALL BE PROVIDED AND INSTALLED ON THE ASSEMBLY TO ACCOMMODATE ALL SIGNS SHOWN IN THIS PLAN SHEET.
6. DESIGN AND CONSTRUCTION REQUIREMENTS FOR SIGN STRUCTURES SHALL ACCOMMODATE WIND VELOCITY OF 90 M.P.H.

**OVERHEAD SIGN ASSEMBLY
AT STA. 20+00 -YRPBD**


STATE	PROJECT NO.	SHEET NO.	TOTAL SHTS.
N.C.	I-3819A	SIGN-5E	
APPROVED: <i>[Signature]</i>			
DATE: 3-26-12			
SEAL			

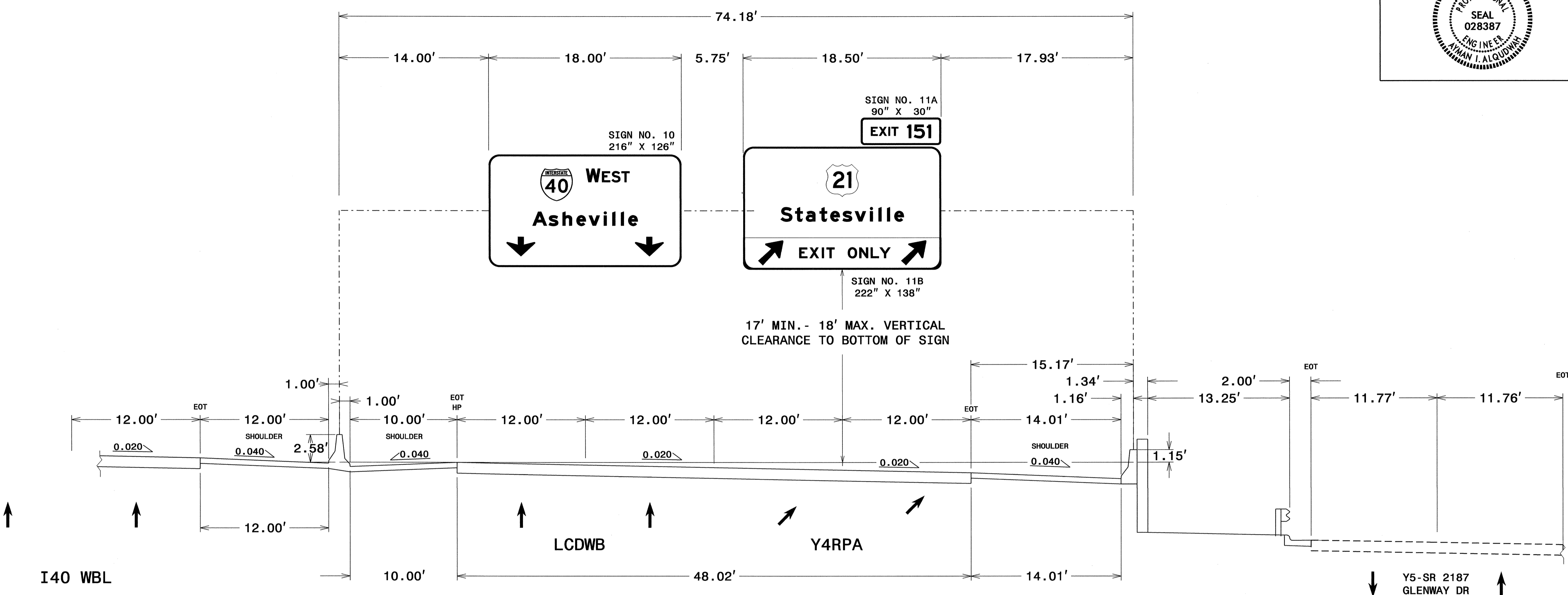


NOTES:

- IF THE CONTRACTOR BIDS ALUMINUM SIGN STRUCTURE, EACH SHALL BE PROVIDED WITH AN APPROVED HIGHWAY TRUSS DAMPER DEVICE IN ACCORDANCE WITH AASHTO SPECIFICATIONS.
- MOUNT SIGNS VERTICALLY CENTERED ON HORIZONTAL MEMBER OF STRUCTURE.
- FIELD VERIFICATION SHALL BE REQUIRED FOR ALL FOOTING ELEVATIONS, PER THE LATEST NCDOT STANDARD SPECIFICATIONS FOR ROADS AND STRUCTURES. PROVIDE FIELD VERIFICATION TO THE SIGNING SECTION.
- THE TOP OF THE FOOTING SHALL EXTEND AT LEAST 4 INCHES AND NOT MORE THAN 24 INCHES ABOVE THE HIGHEST POINT OF THE GROUND SURFACE AT THE FOOTING.
- SIGN HANGERS AND ATTACHMENT HARDWARE SHALL BE PROVIDED AND INSTALLED ON THE ASSEMBLY TO ACCOMMODATE ALL SIGNS SHOWN IN THIS PLAN SHEET.
- DESIGN AND CONSTRUCTION REQUIREMENTS FOR SIGN STRUCTURES SHALL ACCOMMODATE WIND VELOCITY OF 90 M.P.H.

**OVERHEAD SIGN ASSEMBLY
AT STA. 72+00 -LCDWB**


STATE	PROJECT NO.	SHEET NO.	TOTAL SHTS.
N.C.	I-3819A	SIGN-5F	
APPROVED: <i>[Signature]</i>			
DATE: 3-26-12			
SEAL			
			

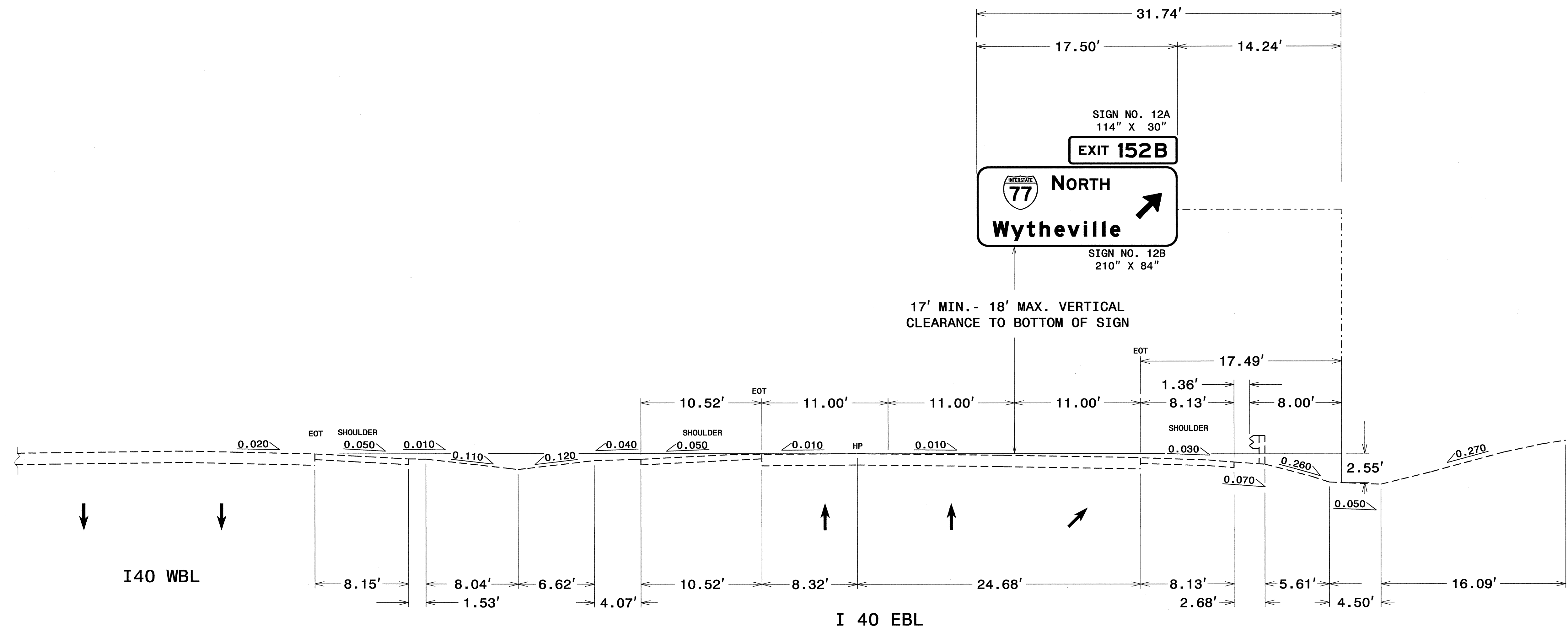


NOTES:

- IF THE CONTRACTOR BIDS ALUMINUM SIGN STRUCTURE, EACH SHALL BE PROVIDED WITH AN APPROVED HIGHWAY TRUSS DAMPER DEVICE IN ACCORDANCE WITH AASHTO SPECIFICATIONS.
- MOUNT SIGNS VERTICALLY CENTERED ON HORIZONTAL MEMBER OF STRUCTURE.
- FIELD VERIFICATION SHALL BE REQUIRED FOR ALL FOOTING ELEVATIONS, PER THE LATEST NCDOT STANDARD SPECIFICATIONS FOR ROADS AND STRUCTURES. PROVIDE FIELD VERIFICATION TO THE SIGNING SECTION.
- THE TOP OF THE FOOTING SHALL EXTEND AT LEAST 4 INCHES AND NOT MORE THAN 24 INCHES ABOVE THE HIGHEST POINT OF THE GROUND SURFACE AT THE FOOTING.
- SIGN HANGERS AND ATTACHMENT HARDWARE SHALL BE PROVIDED AND INSTALLED ON THE ASSEMBLY TO ACCOMMODATE ALL SIGNS SHOWN IN THIS PLAN SHEET.
- DESIGN AND CONSTRUCTION REQUIREMENTS FOR SIGN STRUCTURES SHALL ACCOMMODATE WIND VELOCITY OF 90 M.P.H.

**OVERHEAD SIGN ASSEMBLY
AT STA. 56+66 -LCDWB**

STATE	PROJECT NO.	SHEET NO.	TOTAL SHTS.
N.C.	I-3819A	SIGN-5G	
APPROVED: <i>[Signature]</i>			
DATE: 12-29-10			
SEAL			
			

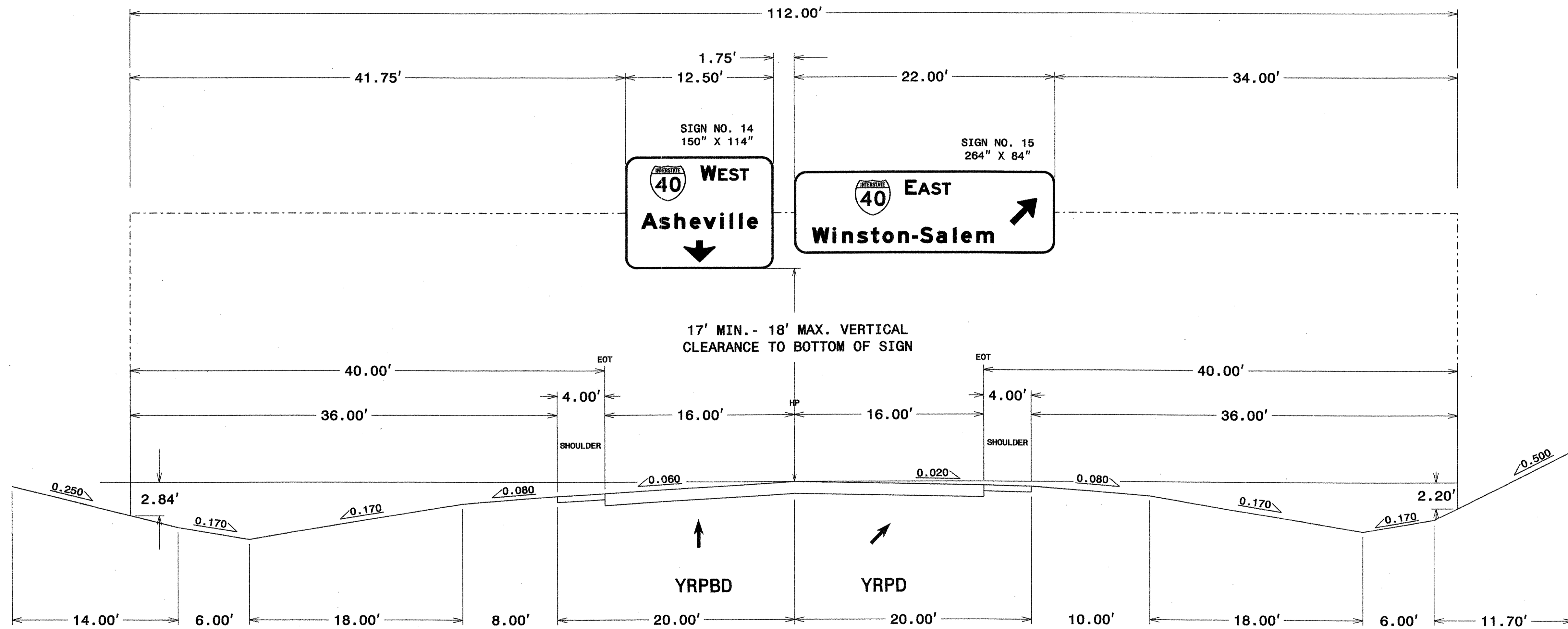


NOTES:

1. IF THE CONTRACTOR BIDS ALUMINUM SIGN STRUCTURE, EACH SHALL BE PROVIDED WITH AN APPROVED HIGHWAY TRUSS DAMPER DEVICE IN ACCORDANCE WITH AASHTO SPECIFICATIONS.
2. MOUNT SIGNS VERTICALLY CENTERED ON HORIZONTAL MEMBER OF STRUCTURE.
3. FIELD VERIFICATION SHALL BE REQUIRED FOR ALL FOOTING ELEVATIONS, PER THE LATEST NCDOT STANDARD SPECIFICATIONS FOR ROADS AND STRUCTURES. PROVIDE FIELD VERIFICATION TO THE SIGNING SECTION.
4. THE TOP OF THE FOOTING SHALL EXTEND AT LEAST 4 INCHES AND NOT MORE THAN 24 INCHES ABOVE THE HIGHEST POINT OF THE GROUND SURFACE AT THE FOOTING.
5. SIGN HANGERS AND ATTACHMENT HARDWARE SHALL BE PROVIDED AND INSTALLED ON THE ASSEMBLY TO ACCOMMODATE ALL SIGNS SHOWN IN THIS PLAN SHEET.
6. DESIGN AND CONSTRUCTION REQUIREMENTS FOR SIGN STRUCTURES SHALL ACCOMMODATE WIND VELOCITY OF 90 M.P.H.

**OVERHEAD SIGN ASSEMBLY
AT STA. 129+50 -L**

STATE	PROJECT NO.	SHEET NO.	TOTAL SHTS.
N.C.	I-3819A	SIGN-5H	
APPROVED: <i>[Signature]</i>			
DATE: 12-29-10			
SEAL			



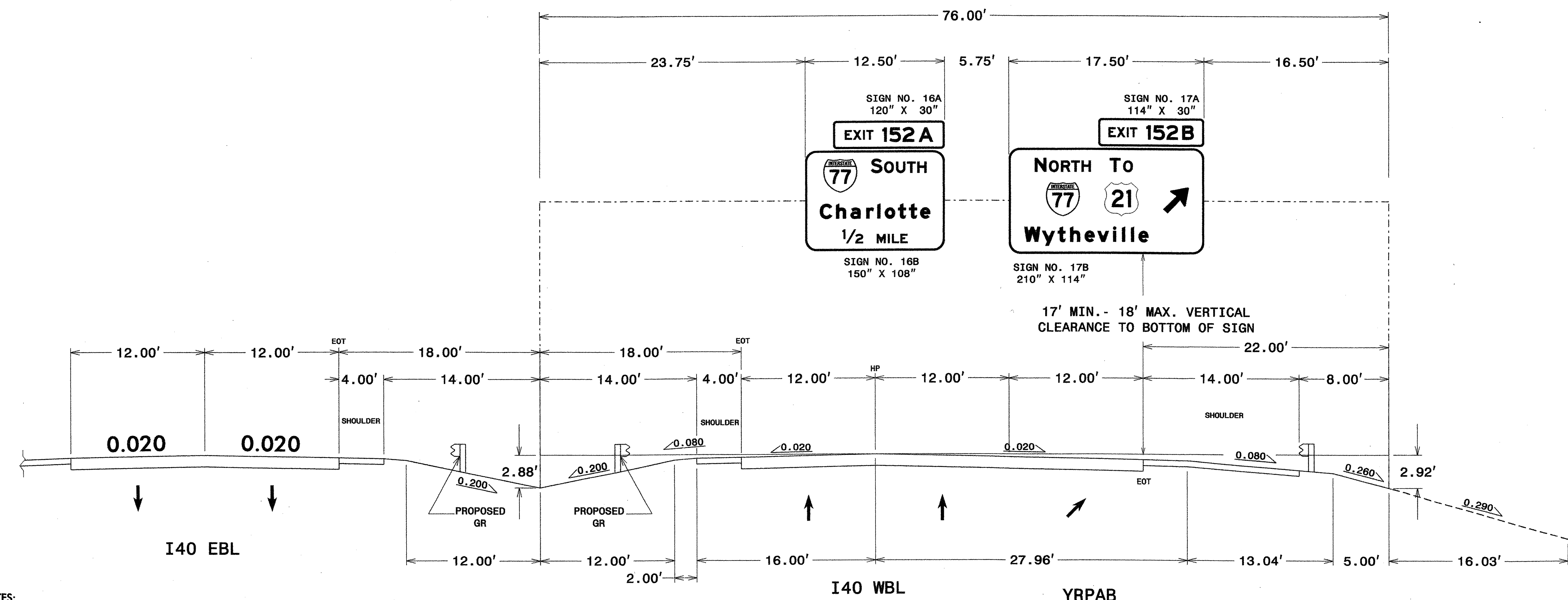

NOTES:

1. IF THE CONTRACTOR BIDS ALUMINUM SIGN STRUCTURE, EACH SHALL BE PROVIDED WITH AN APPROVED HIGHWAY TRUSS DAMPER DEVICE IN ACCORDANCE WITH AASHTO SPECIFICATIONS.
2. MOUNT SIGNS VERTICALLY CENTERED ON HORIZONTAL MEMBER OF STRUCTURE.
3. FIELD VERIFICATION SHALL BE REQUIRED FOR ALL FOOTING ELEVATIONS, PER THE LATEST NCDOT STANDARD SPECIFICATIONS FOR ROADS AND STRUCTURES. PROVIDE FIELD VERIFICATION TO THE SIGNING SECTION.
4. THE TOP OF THE FOOTING SHALL EXTEND AT LEAST 4 INCHES AND NOT MORE THAN 24 INCHES ABOVE THE HIGHEST POINT OF THE GROUND SURFACE AT THE FOOTING.
5. SIGN HANGERS AND ATTACHMENT HARDWARE SHALL BE PROVIDED AND INSTALLED ON THE ASSEMBLY TO ACCOMMODATE ALL SIGNS SHOWN IN THIS PLAN SHEET.
6. DESIGN AND CONSTRUCTION REQUIREMENTS FOR SIGN STRUCTURES SHALL ACCOMMODATE WIND VELOCITY OF 90 M.P.H.

**OVERHEAD SIGN ASSEMBLY
AT STA. 50+25 -YRPBD**

STATE	PROJECT NO.	SHEET NO.	TOTAL SHTS.
N.C.	I-3819A	SIGN-5I	

APPROVED: *[Signature]*
DATE: 12-29-10



NOTES:

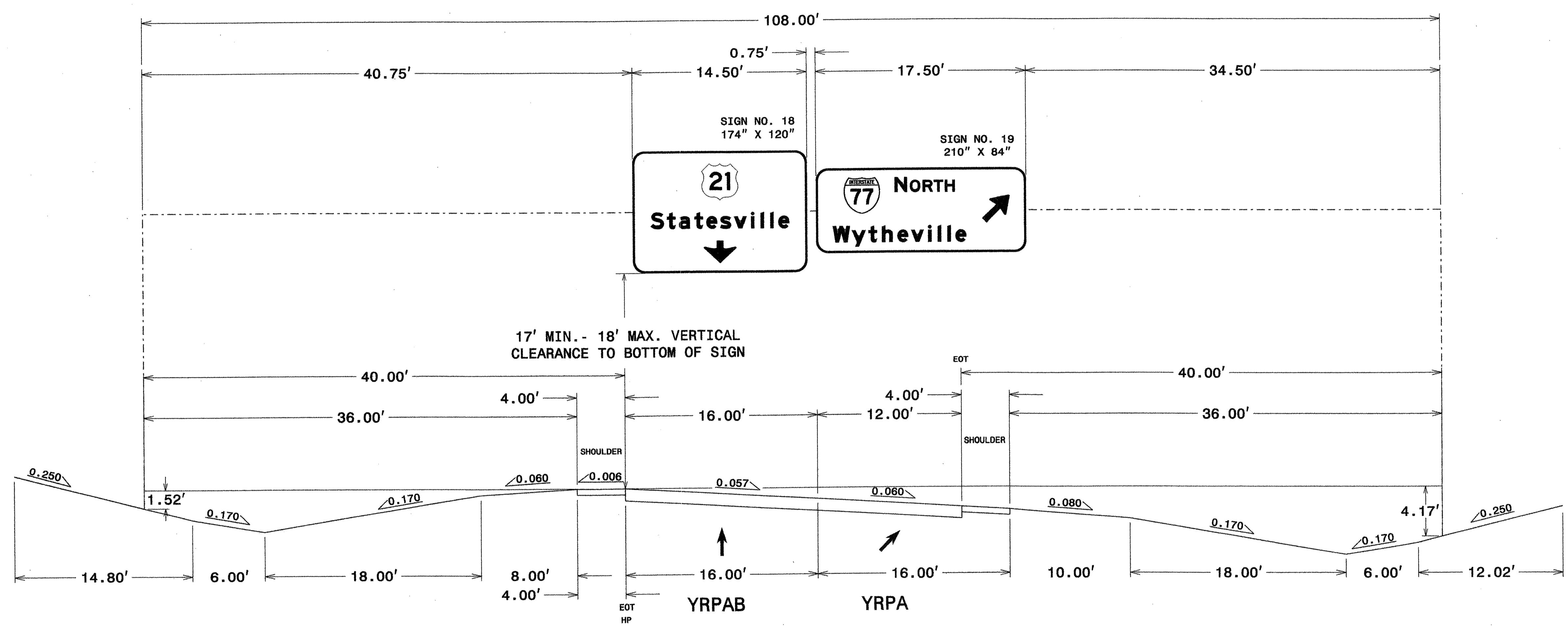
- IF THE CONTRACTOR BIDS ALUMINUM SIGN STRUCTURE, EACH SHALL BE PROVIDED WITH AN APPROVED HIGHWAY TRUSS DAMPER DEVICE IN ACCORDANCE WITH AASHTO SPECIFICATIONS.
- MOUNT SIGNS VERTICALLY CENTERED ON HORIZONTAL MEMBER OF STRUCTURE.
- FIELD VERIFICATION SHALL BE REQUIRED FOR ALL FOOTING ELEVATIONS, PER THE LATEST NCDOT STANDARD SPECIFICATIONS FOR ROADS AND STRUCTURES. PROVIDE FIELD VERIFICATION TO THE SIGNING SECTION.
- THE TOP OF THE FOOTING SHALL EXTEND AT LEAST 4 INCHES AND NOT MORE THAN 24 INCHES ABOVE THE HIGHEST POINT OF THE GROUND SURFACE AT THE FOOTING.
- SIGN HANGERS AND ATTACHMENT HARDWARE SHALL BE PROVIDED AND INSTALLED ON THE ASSEMBLY TO ACCOMMODATE ALL SIGNS SHOWN IN THIS PLAN SHEET.
- DESIGN AND CONSTRUCTION REQUIREMENTS FOR SIGN STRUCTURES SHALL ACCOMMODATE WIND VELOCITY OF 90 M.P.H.

OVERHEAD SIGN ASSEMBLY
AT STA. 153+75 -L

STATE	PROJECT NO.	SHEET NO.	TOTAL SHTS.
N. C.	I-3819A	SIGN-5J	

APPROVED: *[Signature]*
DATE: 12-29-10


SEAL

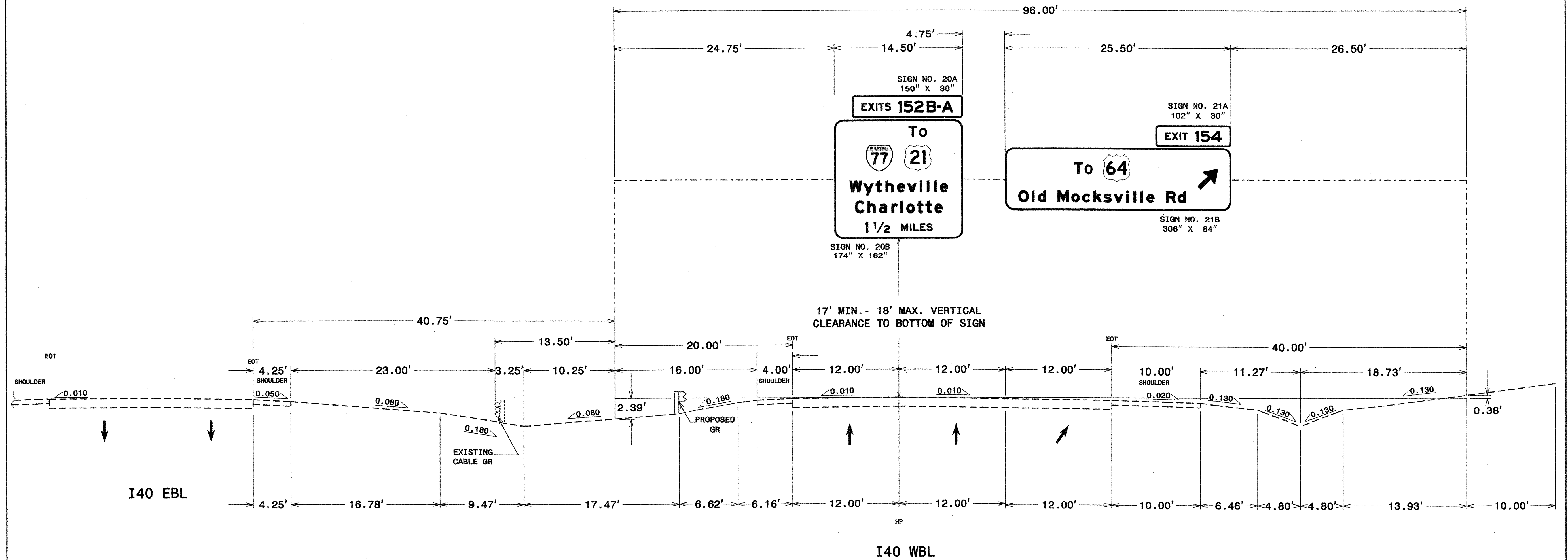


NOTES:

1. IF THE CONTRACTOR BIDS ALUMINUM SIGN STRUCTURE, EACH SHALL BE PROVIDED WITH AN APPROVED HIGHWAY TRUSS DAMPER DEVICE IN ACCORDANCE WITH AASHTO SPECIFICATIONS.
2. MOUNT SIGNS VERTICALLY CENTERED ON HORIZONTAL MEMBER OF STRUCTURE.
3. FIELD VERIFICATION SHALL BE REQUIRED FOR ALL FOOTING ELEVATIONS, PER THE LATEST NCDOT STANDARD SPECIFICATIONS FOR ROADS AND STRUCTURES. PROVIDE FIELD VERIFICATION TO THE SIGNING SECTION.
4. THE TOP OF THE FOOTING SHALL EXTEND AT LEAST 4 INCHES AND NOT MORE THAN 24 INCHES ABOVE THE HIGHEST POINT OF THE GROUND SURFACE AT THE FOOTING.
5. SIGN HANGERS AND ATTACHMENT HARDWARE SHALL BE PROVIDED AND INSTALLED ON THE ASSEMBLY TO ACCOMMODATE ALL SIGNS SHOWN IN THIS PLAN SHEET.
6. DESIGN AND CONSTRUCTION REQUIREMENTS FOR SIGN STRUCTURES SHALL ACCOMMODATE WIND VELOCITY OF 90 M.P.H.

**OVERHEAD SIGN ASSEMBLY
AT STA. 10+00 -YRPA**

STATE	PROJECT NO.	SHEET NO.	TOTAL SHTS.
N.C.	I-3819A	SIGN-5K	
APPROVED: <i>[Signature]</i>			
DATE: 12-29-10			
SEAL			
			

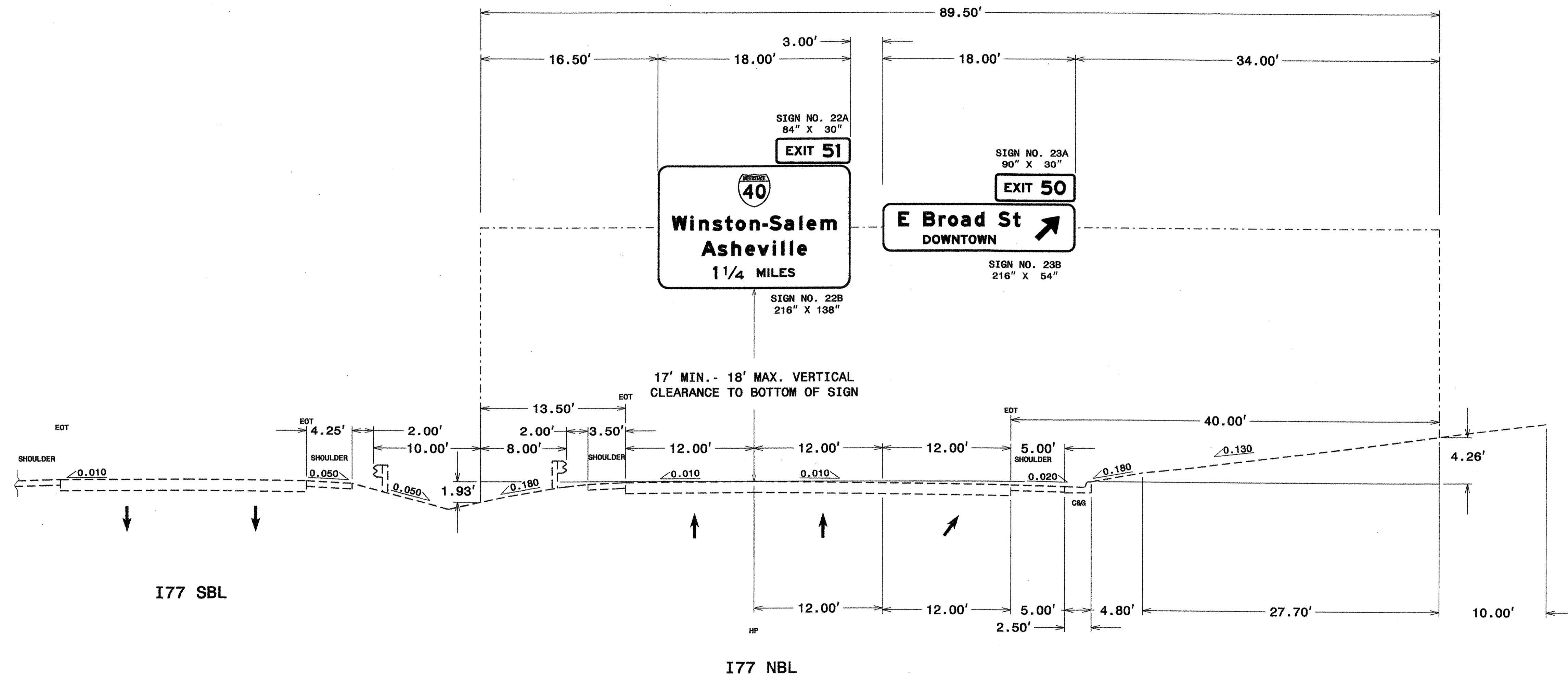


NOTES:

- IF THE CONTRACTOR BIDS ALUMINUM SIGN STRUCTURE, EACH SHALL BE PROVIDED WITH AN APPROVED HIGHWAY TRUSS DAMPER DEVICE IN ACCORDANCE WITH AASHTO SPECIFICATIONS.
- MOUNT SIGNS VERTICALLY CENTERED ON HORIZONTAL MEMBER OF STRUCTURE.
- FIELD VERIFICATION SHALL BE REQUIRED FOR ALL FOOTING ELEVATIONS, PER THE LATEST NCDOT STANDARD SPECIFICATIONS FOR ROADS AND STRUCTURES. PROVIDE FIELD VERIFICATION TO THE SIGNING SECTION.
- THE TOP OF THE FOOTING SHALL EXTEND AT LEAST 4 INCHES AND NOT MORE THAN 24 INCHES ABOVE THE HIGHEST POINT OF THE GROUND SURFACE AT THE FOOTING.
- SIGN HANGERS AND ATTACHMENT HARDWARE SHALL BE PROVIDED AND INSTALLED ON THE ASSEMBLY TO ACCOMMODATE ALL SIGNS SHOWN IN THIS PLAN SHEET.
- DESIGN AND CONSTRUCTION REQUIREMENTS FOR SIGN STRUCTURES SHALL ACCOMMODATE WIND VELOCITY OF 90 M.P.H.

**OVERHEAD SIGN ASSEMBLY
AT STA. 235+58 -L-WBL**

STATE	PROJECT NO.	SHEET NO.	TOTAL SHTS.
N.C.	I-3819A	SIGN-5L	
APPROVED: <i>[Signature]</i>			
DATE: 12-29-10			
SEAL			



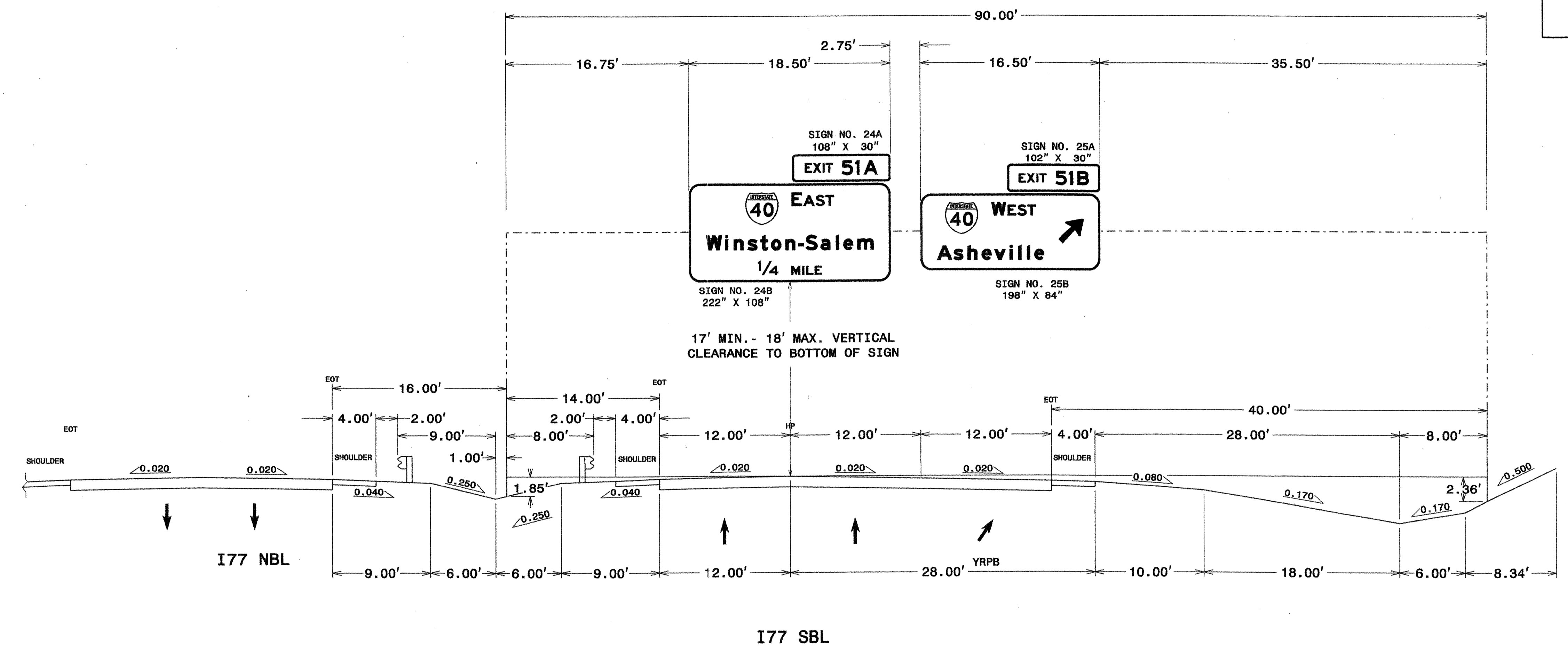

NOTES:

1. IF THE CONTRACTOR BIDS ALUMINUM SIGN STRUCTURE, EACH SHALL BE PROVIDED WITH AN APPROVED HIGHWAY TRUSS DAMPER DEVICE IN ACCORDANCE WITH AASHTO SPECIFICATIONS.
2. MOUNT SIGNS VERTICALLY CENTERED ON HORIZONTAL MEMBER OF STRUCTURE.
3. FIELD VERIFICATION SHALL BE REQUIRED FOR ALL FOOTING ELEVATIONS, PER THE LATEST MCDOT STANDARD SPECIFICATIONS FOR ROADS AND STRUCTURES. PROVIDE FIELD VERIFICATION TO THE SIGNING SECTION.
4. THE TOP OF THE FOOTING SHALL EXTEND AT LEAST 4 INCHES AND NOT MORE THAN 24 INCHES ABOVE THE HIGHEST POINT OF THE GROUND SURFACE AT THE FOOTING.
5. SIGN HANGERS AND ATTACHMENT HARDWARE SHALL BE PROVIDED AND INSTALLED ON THE ASSEMBLY TO ACCOMMODATE ALL SIGNS SHOWN IN THIS PLAN SHEET.
6. DESIGN AND CONSTRUCTION REQUIREMENTS FOR SIGN STRUCTURES SHALL ACCOMMODATE WIND VELOCITY OF 90 M.P.H.

**OVERHEAD SIGN ASSEMBLY
AT STA. 60+87 -Y-NBL**

STATE	PROJECT NO.	SHEET NO.	TOTAL SHTS.
N. C.	I-3819A	SIGN-5M	


APPROVED: *[Signature]*
DATE: 12-29-10

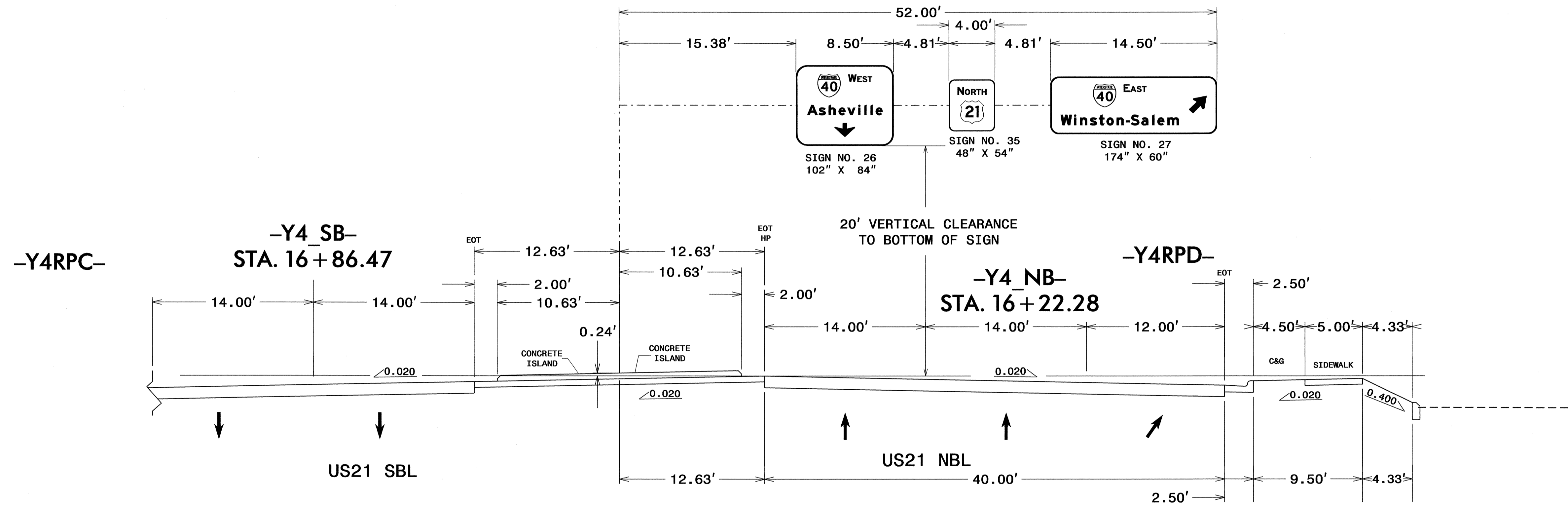


NOTES:

- IF THE CONTRACTOR BIDS ALUMINUM SIGN STRUCTURE, EACH SHALL BE PROVIDED WITH AN APPROVED HIGHWAY TRUSS DAMPER DEVICE IN ACCORDANCE WITH AASHTO SPECIFICATIONS.
- MOUNT SIGNS VERTICALLY CENTERED ON HORIZONTAL MEMBER OF STRUCTURE.
- FIELD VERIFICATION SHALL BE REQUIRED FOR ALL FOOTING ELEVATIONS, PER THE LATEST NCDOT STANDARD SPECIFICATIONS FOR ROADS AND STRUCTURES. PROVIDE FIELD VERIFICATION TO THE SIGNING SECTION.
- THE TOP OF THE FOOTING SHALL EXTEND AT LEAST 4 INCHES AND NOT MORE THAN 24 INCHES ABOVE THE HIGHEST POINT OF THE GROUND SURFACE AT THE FOOTING.
- SIGN HANGERS AND ATTACHMENT HARDWARE SHALL BE PROVIDED AND INSTALLED ON THE ASSEMBLY TO ACCOMMODATE ALL SIGNS SHOWN IN THIS PLAN SHEET.
- DESIGN AND CONSTRUCTION REQUIREMENTS FOR SIGN STRUCTURES SHALL ACCOMMODATE WIND VELOCITY OF 90 M.P.H.

OVERHEAD SIGN ASSEMBLY
AT STA. 162+57 -Y-NBL

STATE	PROJECT NO.	SHEET NO.	TOTAL SHTS.
N.C.	I-3819A	SIGN-5N	
APPROVED: <i>Syner Alquid</i>			
DATE: 11-21-11			
SEAL			
			




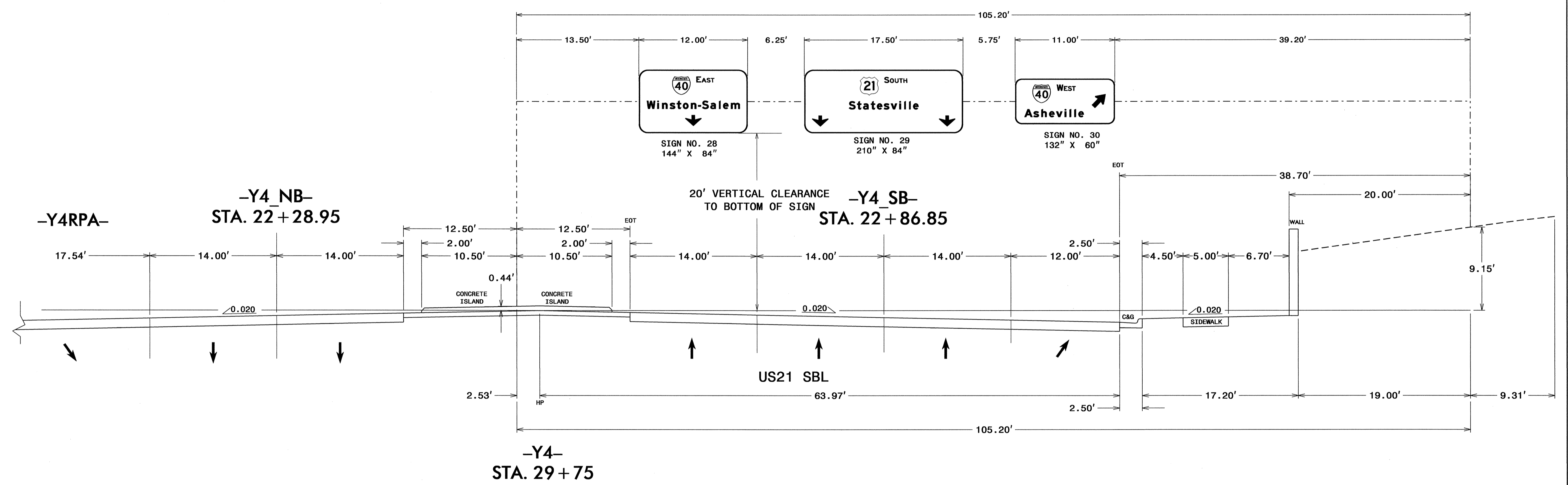
-Y4-
STA. 24+05 +/-

NOTES:

1. IF THE CONTRACTOR BIDS ALUMINUM SIGN STRUCTURE, EACH SHALL BE PROVIDED WITH AN APPROVED HIGHWAY TRUSS DAMPER DEVICE IN ACCORDANCE WITH AASHTO SPECIFICATIONS.
2. MOUNT SIGNS VERTICALLY CENTERED ON HORIZONTAL MEMBER OF STRUCTURE.
3. FIELD VERIFICATION SHALL BE REQUIRED FOR ALL FOOTING ELEVATIONS, PER THE LATEST NCDOT STANDARD SPECIFICATIONS FOR ROADS AND STRUCTURES. PROVIDE FIELD VERIFICATION TO THE SIGNING SECTION.
4. THE TOP OF THE FOOTING SHALL EXTEND AT LEAST 4 INCHES AND NOT MORE THAN 24 INCHES ABOVE THE HIGHEST POINT OF THE GROUND SURFACE AT THE FOOTING.
5. SIGN HANGERS AND ATTACHMENT HARDWARE SHALL BE PROVIDED AND INSTALLED ON THE ASSEMBLY TO ACCOMMODATE ALL SIGNS SHOWN IN THIS PLAN SHEET.
6. DESIGN AND CONSTRUCTION REQUIREMENTS FOR SIGN STRUCTURES SHALL ACCOMMODATE WIND VELOCITY OF 90 M.P.H.
7. DRILLED PIERS SHALL BE USED FOR THIS STRUCTURE IN ACCORDANCE WITH SECTIONS 4.6.1 THROUGH 4.6.5 (SEE SPECIAL PREVISIONS)

**OVERHEAD SIGN ASSEMBLY
AT STA. 24+05 +/- -Y4-NBL**

STATE	PROJECT NO.	SHEET NO.	TOTAL SHTS.
N.C.	I-3819A	SIGN-50	
APPROVED: <i>[Signature]</i>			
DATE: 11-21-11			
SEAL			
			

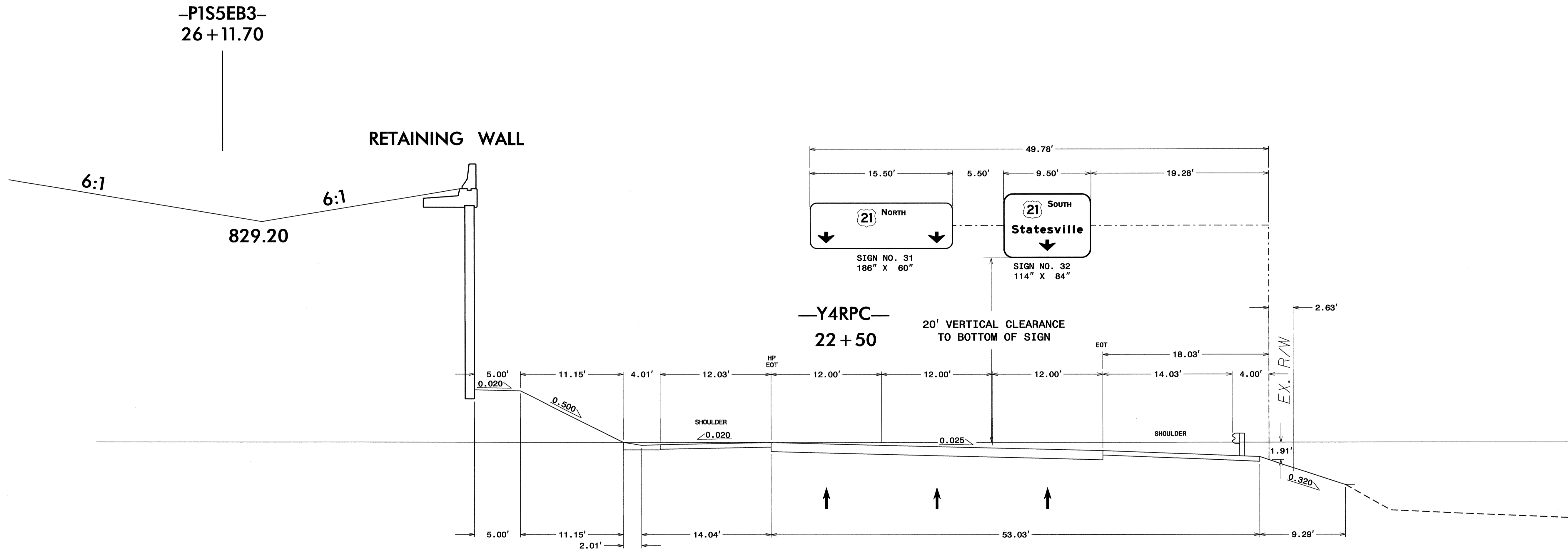


NOTES:

- IF THE CONTRACTOR BIDS ALUMINUM SIGN STRUCTURE, EACH SHALL BE PROVIDED WITH AN APPROVED HIGHWAY TRUSS DAMPER DEVICE IN ACCORDANCE WITH AASHTO SPECIFICATIONS.
- MOUNT SIGNS VERTICALLY CENTERED ON HORIZONTAL MEMBER OF STRUCTURE.
- FIELD VERIFICATION SHALL BE REQUIRED FOR ALL FOOTING ELEVATIONS, PER THE LATEST NCDOT STANDARD SPECIFICATIONS FOR ROADS AND STRUCTURES. PROVIDE FIELD VERIFICATION TO THE SIGNING SECTION.
- THE TOP OF THE FOOTING SHALL EXTEND AT LEAST 4 INCHES AND NOT MORE THAN 24 INCHES ABOVE THE HIGHEST POINT OF THE GROUND SURFACE AT THE FOOTING.
- SIGN HANGERS AND ATTACHMENT HARDWARE SHALL BE PROVIDED AND INSTALLED ON THE ASSEMBLY TO ACCOMMODATE ALL SIGNS SHOWN IN THIS PLAN SHEET.
- DESIGN AND CONSTRUCTION REQUIREMENTS FOR SIGN STRUCTURES SHALL ACCOMMODATE WIND VELOCITY OF 90 M.P.H.
- DRILLED PIERS SHALL BE USED FOR THIS STRUCTURE IN ACCORDANCE WITH SECTIONS 4.6.1 THROUGH 4.6.5 (SEE SPECIAL PREVISIONS)

**OVERHEAD SIGN ASSEMBLY
AT STA. 29+75 +/- -Y4-SBL**

STATE	PROJECT NO.	SHEET NO.	TOTAL SHTS.
N.C.	I-3819A	SIGN-5P	
APPROVED: <i>[Signature]</i>			
DATE: 11-21-11			
SEAL			



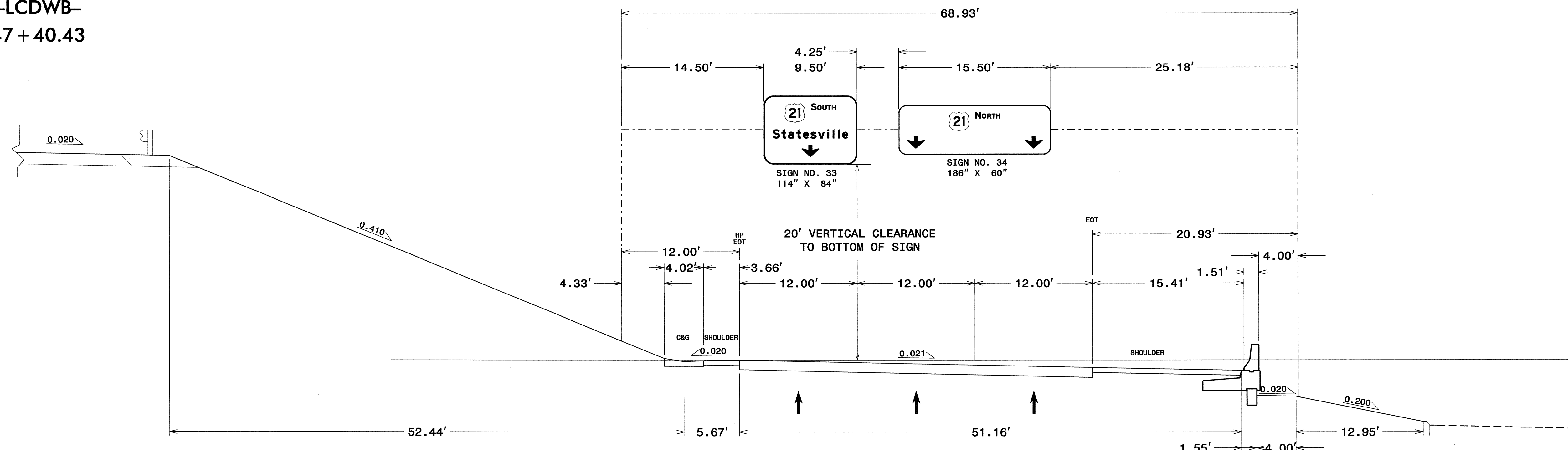
NOTES:

1. IF THE CONTRACTOR BIDS ALUMINUM SIGN STRUCTURE, EACH SHALL BE PROVIDED WITH AN APPROVED HIGHWAY TRUSS DAMPER DEVICE IN ACCORDANCE WITH AASHTO SPECIFICATIONS.
2. MOUNT SIGNS VERTICALLY CENTERED ON HORIZONTAL MEMBER OF STRUCTURE.
3. FIELD VERIFICATION SHALL BE REQUIRED FOR ALL FOOTING ELEVATIONS, PER THE LATEST NCDOT STANDARD SPECIFICATIONS FOR ROADS AND STRUCTURES. PROVIDE FIELD VERIFICATION TO THE SIGNING SECTION.
4. THE TOP OF THE FOOTING SHALL EXTEND AT LEAST 4 INCHES AND NOT MORE THAN 24 INCHES ABOVE THE HIGHEST POINT OF THE GROUND SURFACE AT THE FOOTING.
5. SIGN HANGERS AND ATTACHMENT HARDWARE SHALL BE PROVIDED AND INSTALLED ON THE ASSEMBLY TO ACCOMMODATE ALL SIGNS SHOWN IN THIS PLAN SHEET.
6. DESIGN AND CONSTRUCTION REQUIREMENTS FOR SIGN STRUCTURES SHALL ACCOMMODATE WIND VELOCITY OF 90 M.P.H.

**OVERHEAD SIGN ASSEMBLY
AT STA. 22+50 +/- -Y4-RPC**

STATE	PROJECT NO.	SHEET NO.	TOTAL SHTS.
N.C.	I-3819A	SIGN-5Q	
APPROVED: <i>[Signature]</i>			
DATE: 11-21-11			
SEAL			

-LCDWB-
47 + 40.43



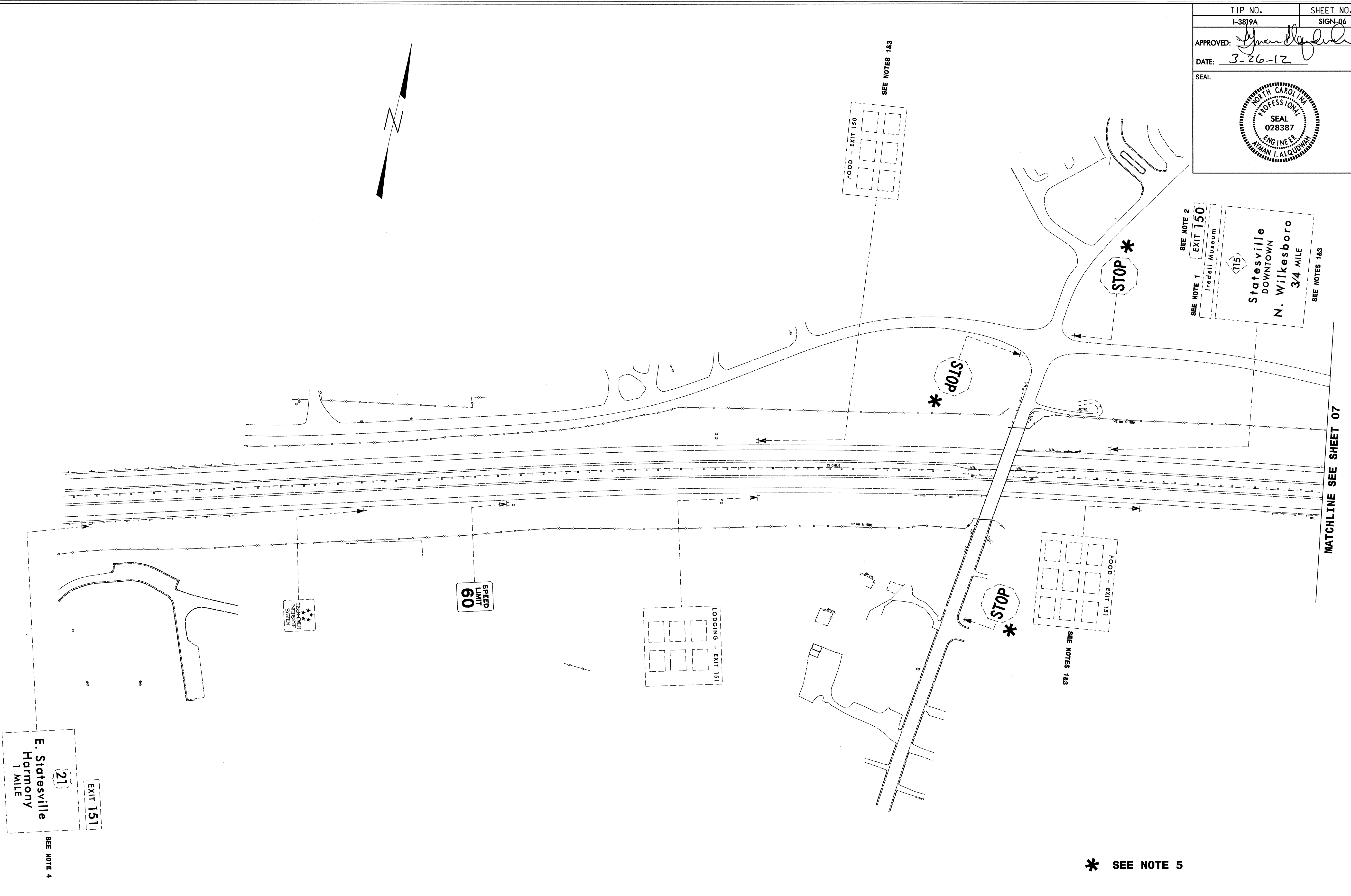
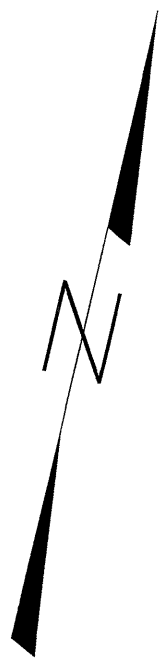
-Y4RPA-
22 + 28

NOTES:

1. IF THE CONTRACTOR BIDS ALUMINUM SIGN STRUCTURE, EACH SHALL BE PROVIDED WITH AN APPROVED HIGHWAY TRUSS DAMPER DEVICE IN ACCORDANCE WITH AASHTO SPECIFICATIONS.
2. MOUNT SIGNS VERTICALLY CENTERED ON HORIZONTAL MEMBER OF STRUCTURE.
3. FIELD VERIFICATION SHALL BE REQUIRED FOR ALL FOOTING ELEVATIONS, PER THE LATEST NCDOT STANDARD SPECIFICATIONS FOR ROADS AND STRUCTURES. PROVIDE FIELD VERIFICATION TO THE SIGNING SECTION.
4. THE TOP OF THE FOOTING SHALL EXTEND AT LEAST 4 INCHES AND NOT MORE THAN 24 INCHES ABOVE THE HIGHEST POINT OF THE GROUND SURFACE AT THE FOOTING.
5. SIGN HANGERS AND ATTACHMENT HARDWARE SHALL BE PROVIDED AND INSTALLED ON THE ASSEMBLY TO ACCOMMODATE ALL SIGNS SHOWN IN THIS PLAN SHEET.
6. DESIGN AND CONSTRUCTION REQUIREMENTS FOR SIGN STRUCTURES SHALL ACCOMMODATE WIND VELOCITY OF 90 M.P.H.

**OVERHEAD SIGN ASSEMBLY
AT STA. 22+28 +/- -Y4-RPA**

TIP NO. I-3819A	SHEET NO. SIGN-06
APPROVED: <i>[Signature]</i>	
DATE: 3-26-12	
SEAL	

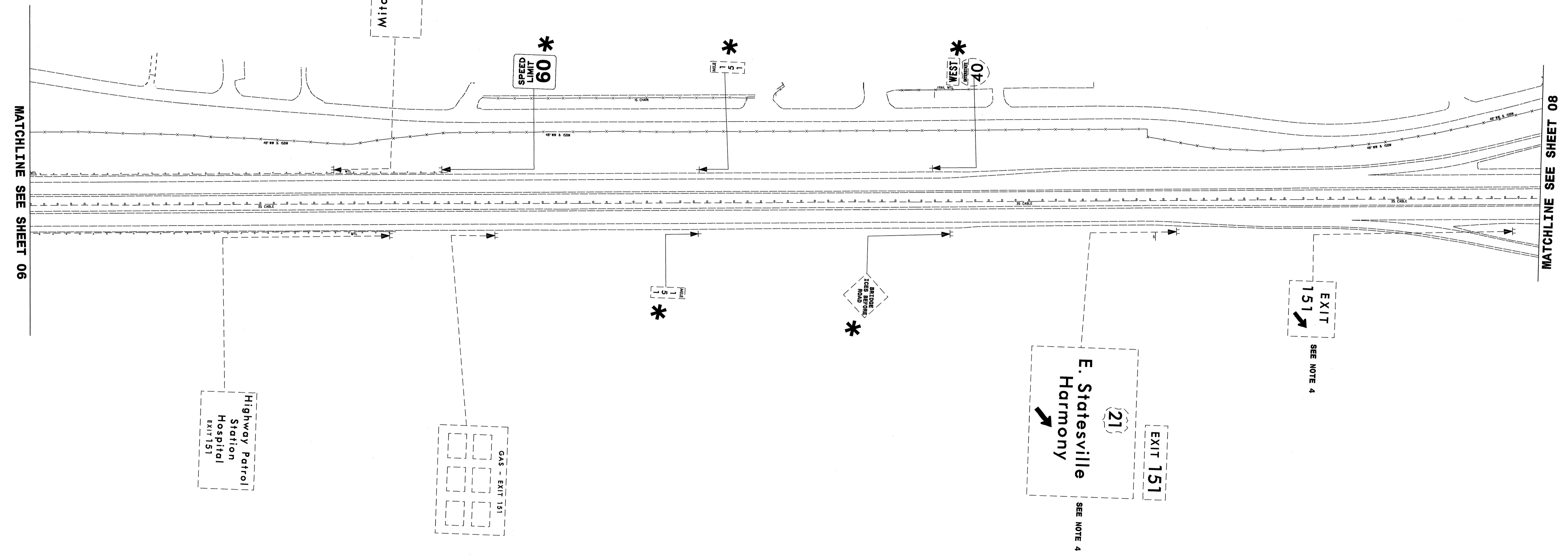
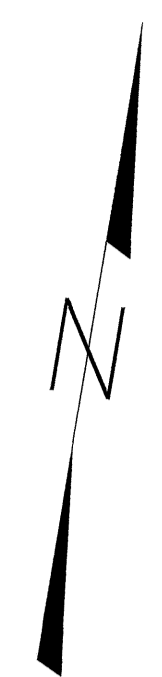


* SEE NOTE 5

EXISTING SIGNS

25 MAR 2012 10:22 AM I:\3819A\I-3819A_Signing\Layout Plans\I-3819A_Sgn_SGN_06.dgn
 567727211_11
 26 MAR 2012 11:58 AM I:\3819A\I-3819A_Signing\Layout Plans\I-3819A_Sgn_SGN_06.dgn
 567727211_11

TIP NO. I-3819A	SHEET NO. SIGN-07
APPROVED: <i>[Signature]</i>	
DATE: 12-29-10	
SEAL	

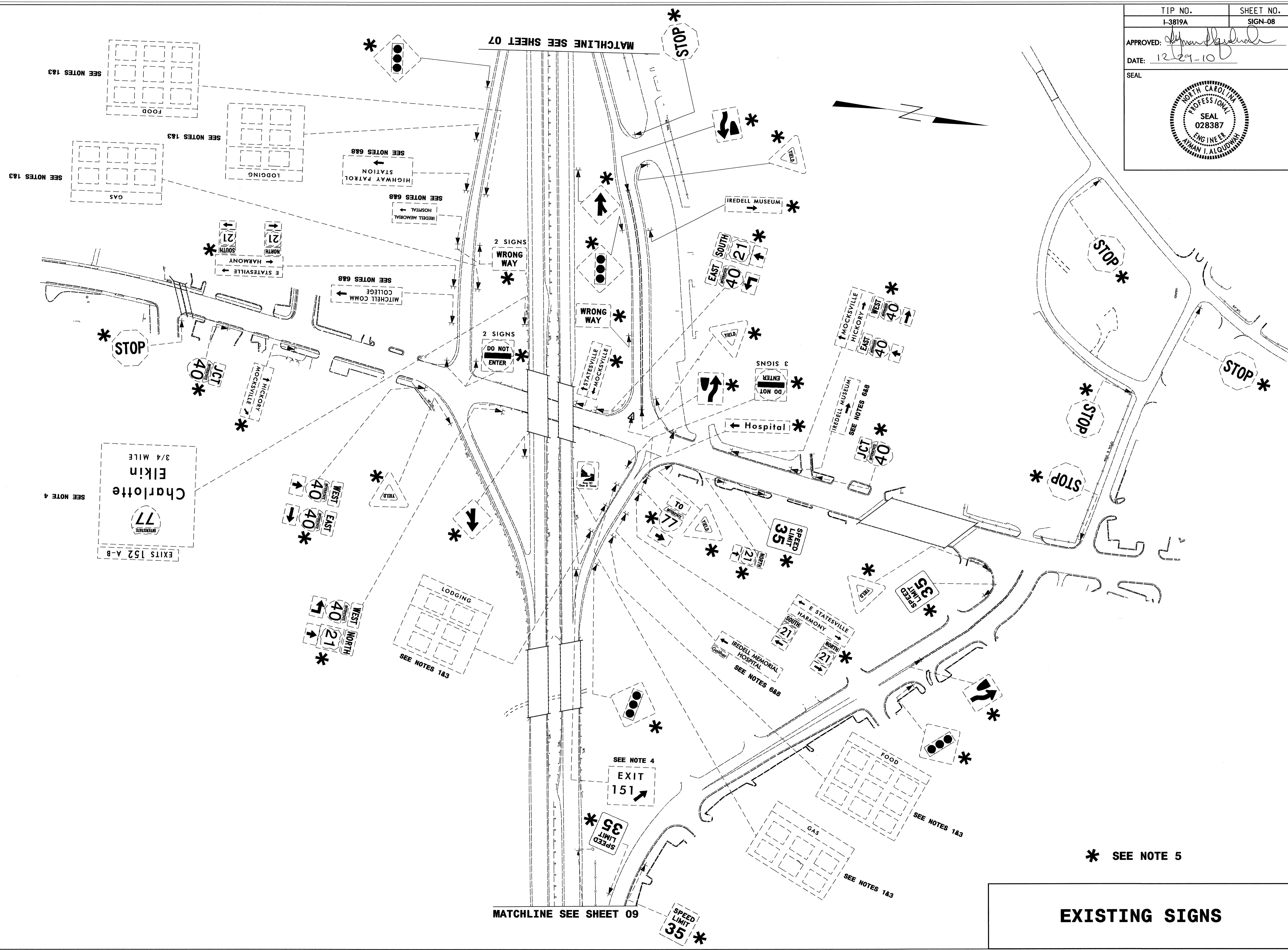


*** SEE NOTE 5**

EXISTING SIGNS

25:\P6-2010-07-08-13819A\Traffic\Signing\CADD\Signing_Layout_Plans\I-3819A_Sgn_SGN_07.dgn
 12/29/10 11:51 AM
 jgamer-tune

TIP NO. I-3819A	SHEET NO. SIGN-08
APPROVED: <i>[Signature]</i>	
DATE: 12-29-10	
SEAL	

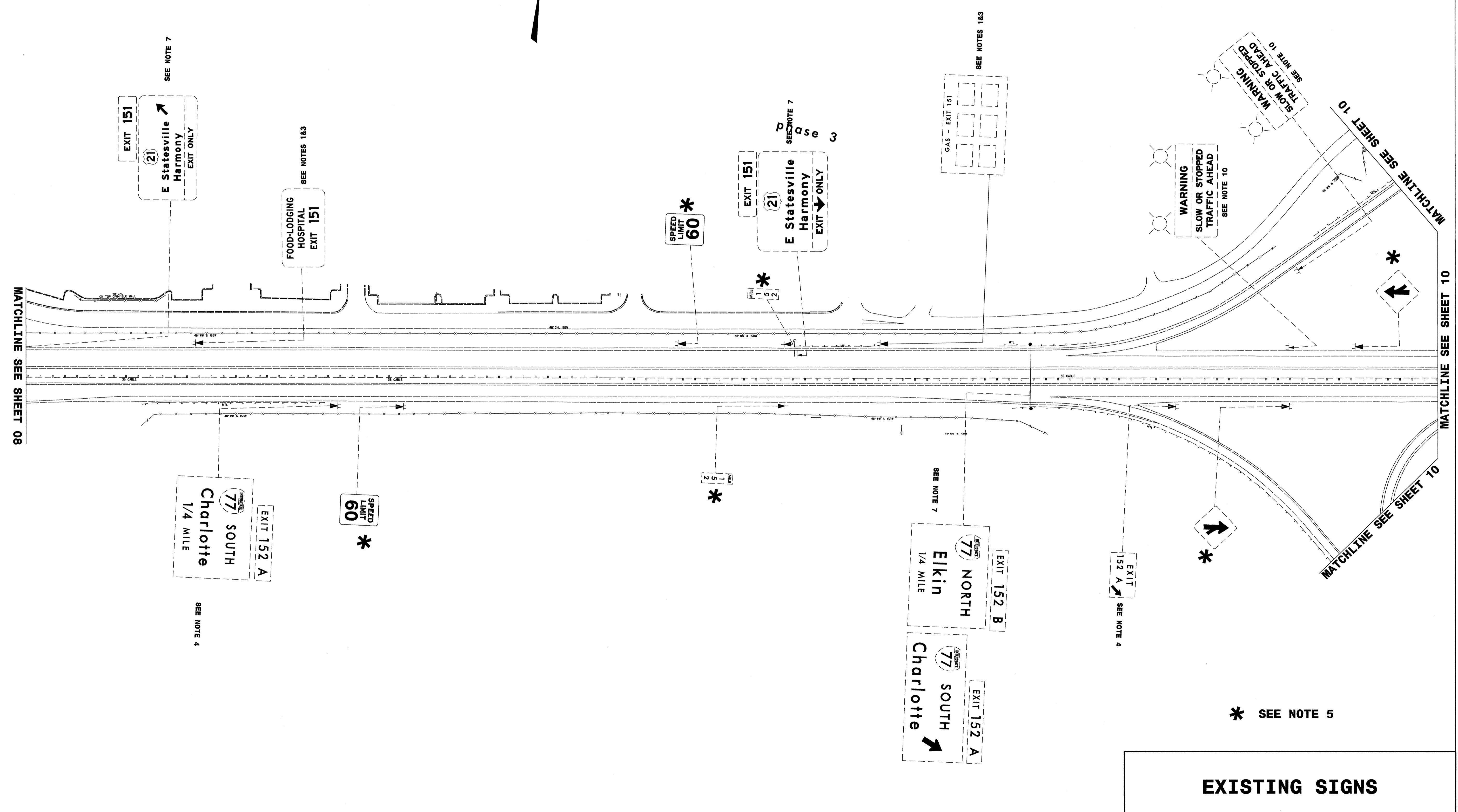
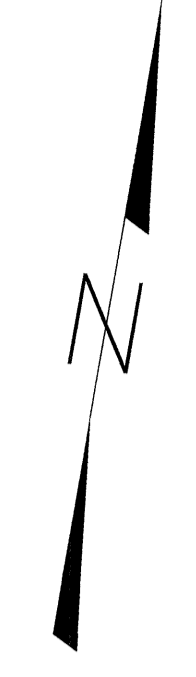



* SEE NOTE 5

EXISTING SIGNS

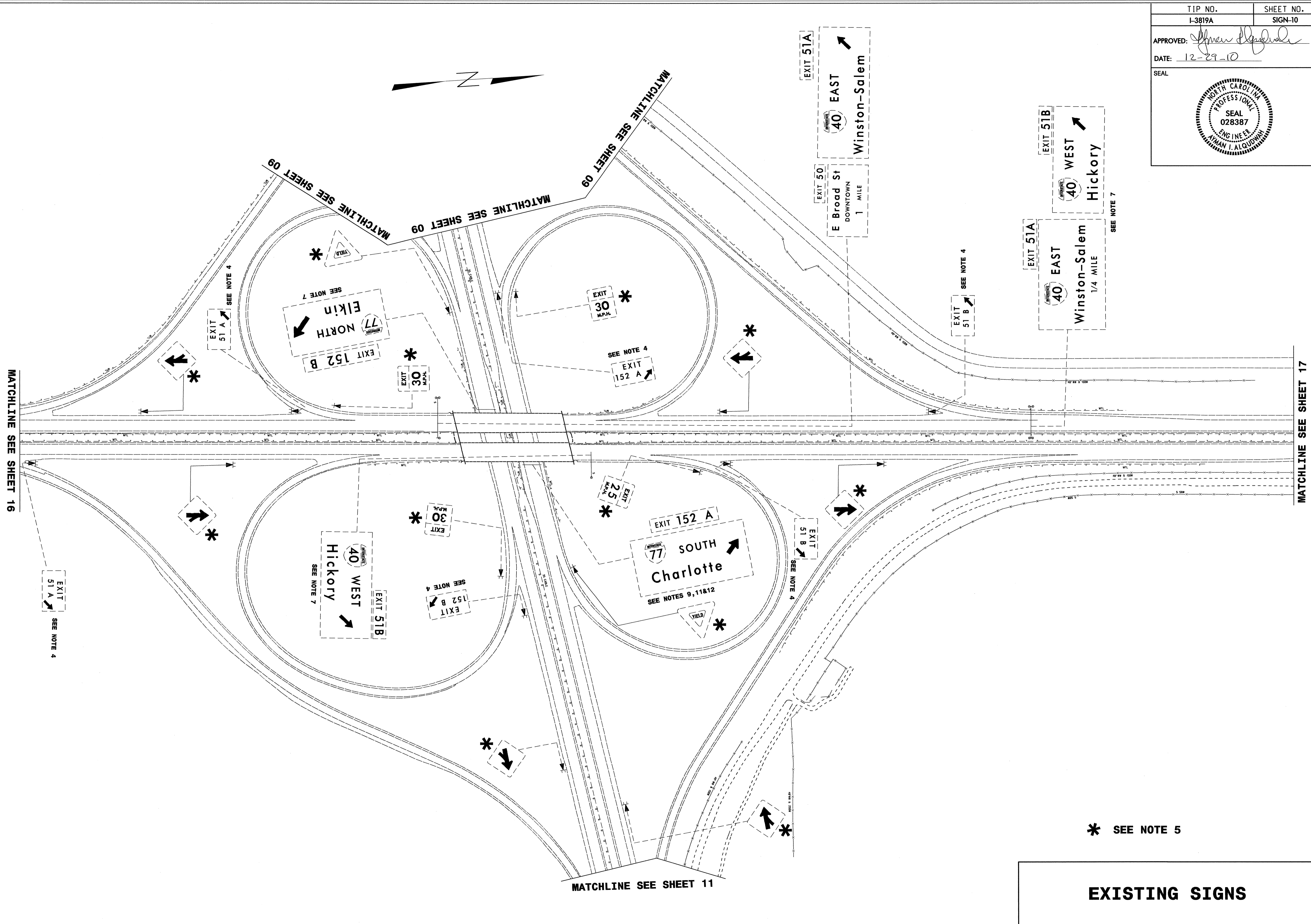
29 DEC 2010 07:40 P:\p\p\13819A\Traffic\Signing\CA00\Signing Layout Plans\I-3819A_Sgn_S08.dgn
 jgmar-tmez AT 1E247795

TIP NO. I-3819A SHEET NO. SIGN-09
 APPROVED: *[Signature]*
 DATE: 12-29-10
 SEAL



EXISTING SIGNS

TIP NO. I-3819A	SHEET NO. SIGN-10
APPROVED: <i>[Signature]</i>	
DATE: 12-29-10	
SEAL	

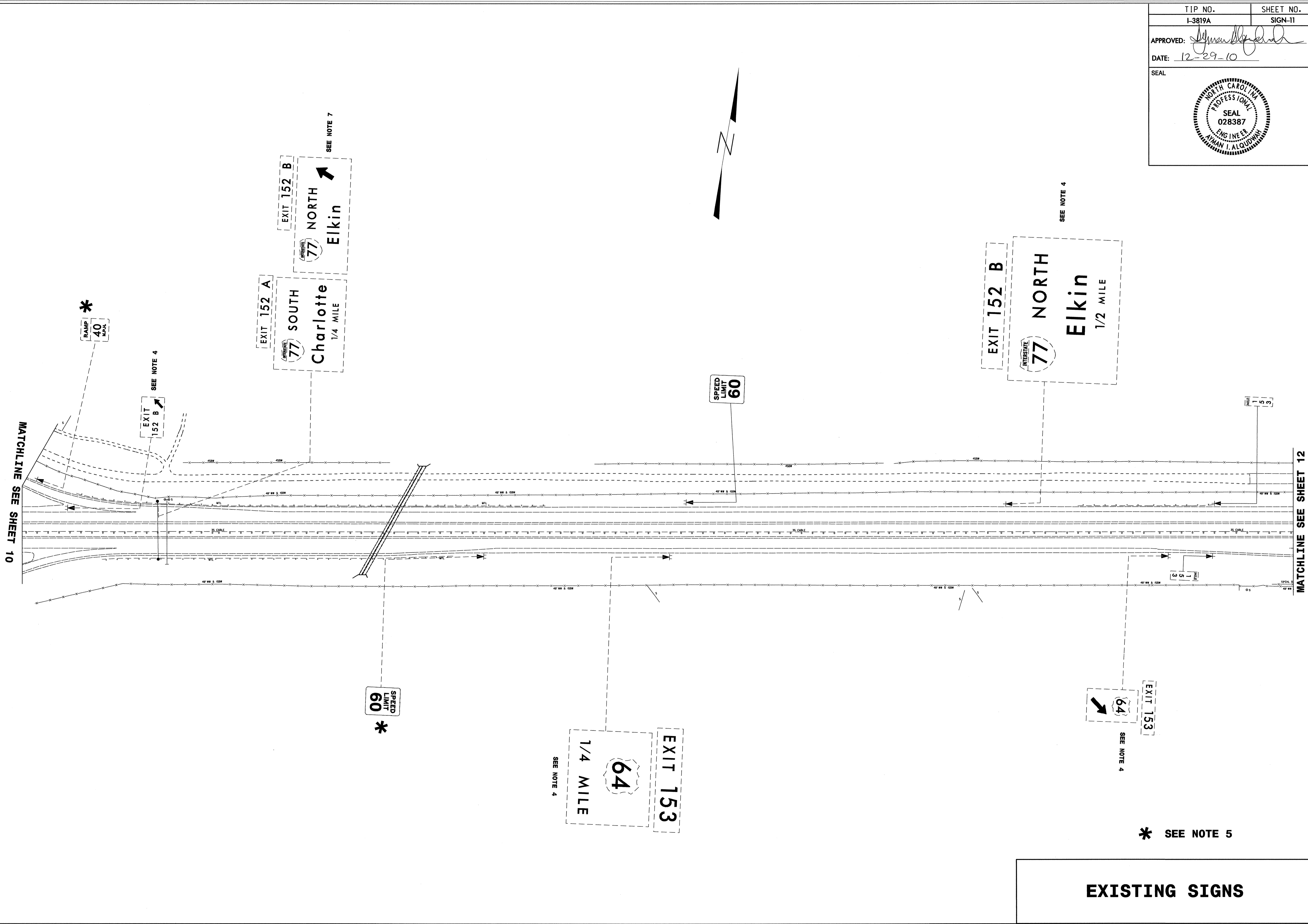


* SEE NOTE 5

EXISTING SIGNS

29 DEC 2010 07:12 P:\TIP\13819A\Traffic\Signing\CADD\Signing Layout Plans\I-3819A_Sgn_SGN_10.dgn
 jamar.tinez

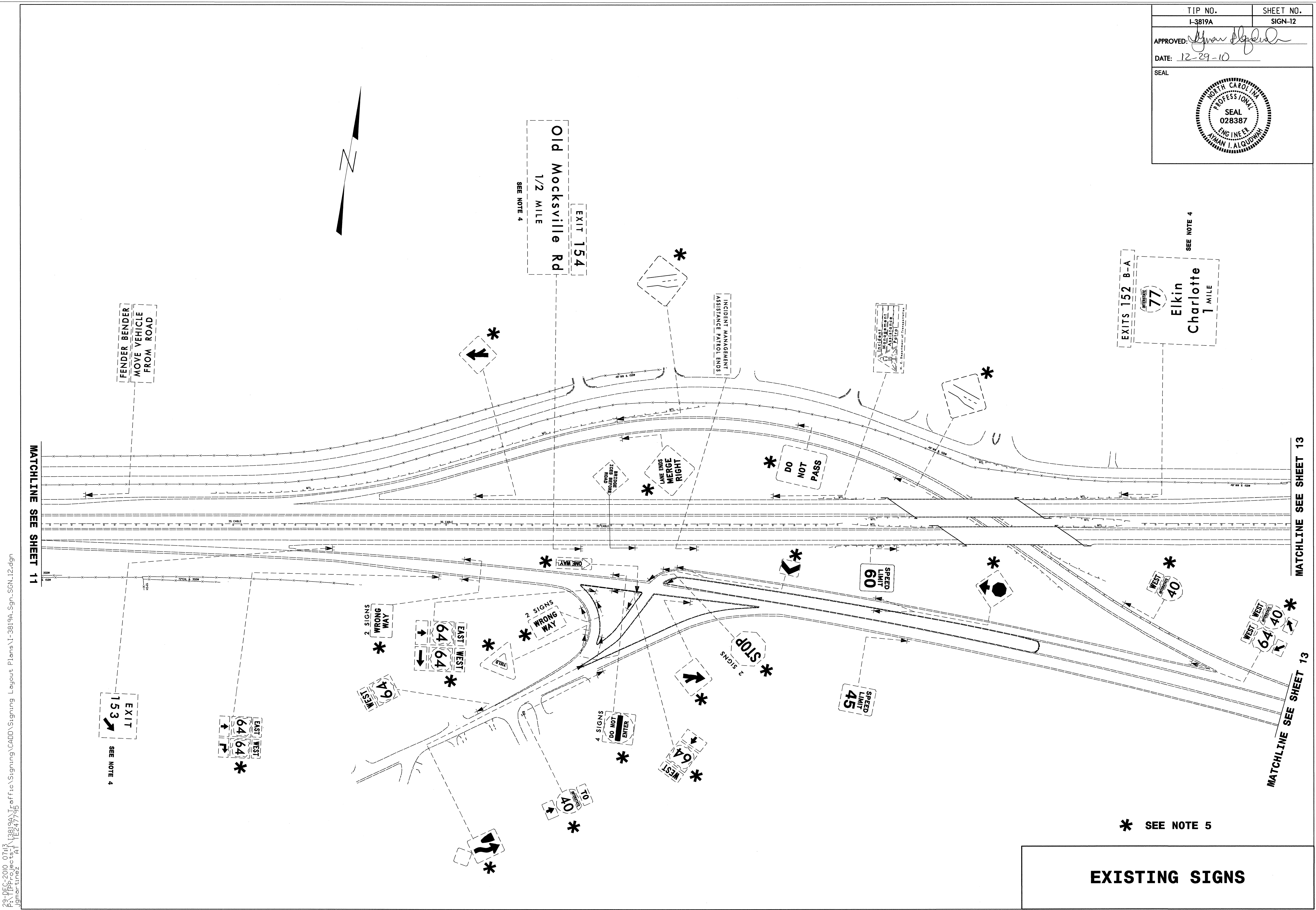
TIP NO. I-3819A	SHEET NO. SIGN-11
APPROVED: <i>[Signature]</i>	
DATE: 12-29-10	
SEAL	



EXISTING SIGNS

23-DEC-2010 07:17
 I:\3819A\Traffic\Signing\Layout\Plans\I-3819A_Sgn-SGN-11.dgn
 jgmartinez AT 11/24/10


TIP NO. I-3819A	SHEET NO. SIGN-12
APPROVED: <i>[Signature]</i>	
DATE: 12-29-10	
SEAL	

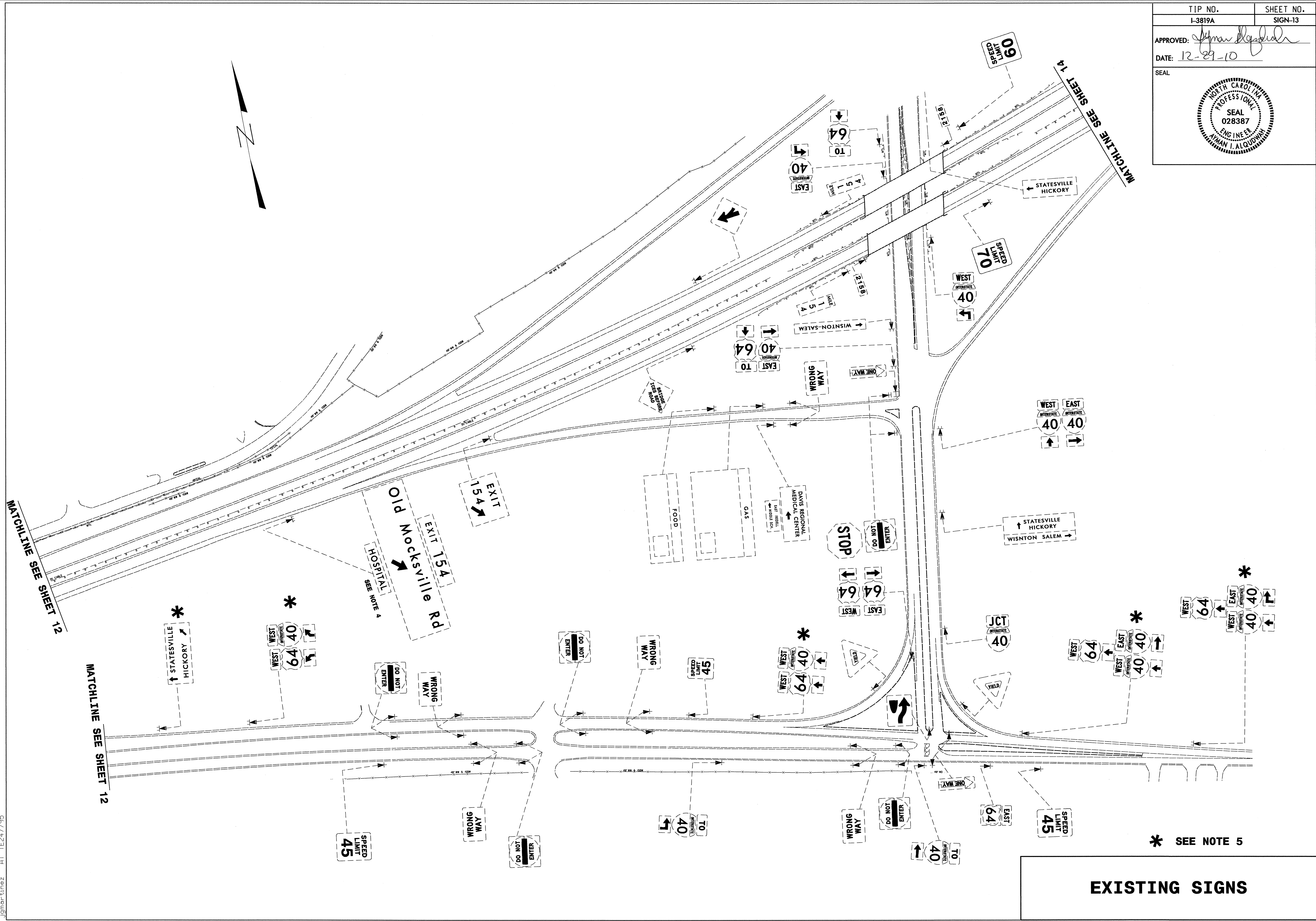


23 DEC 2010 07:43 I:\3819A\T-Office\Signing\CA000\Signing Layout\Plans\I-3819A_Sgn_SGN.12.dgn
 jgmer-tmez AT 11:24:7795

* SEE NOTE 5

EXISTING SIGNS

TIP NO. I-3819A	SHEET NO. SIGN-13
APPROVED: <i>Amman I. Alouin</i>	
DATE: 12-29-10	
SEAL	
	

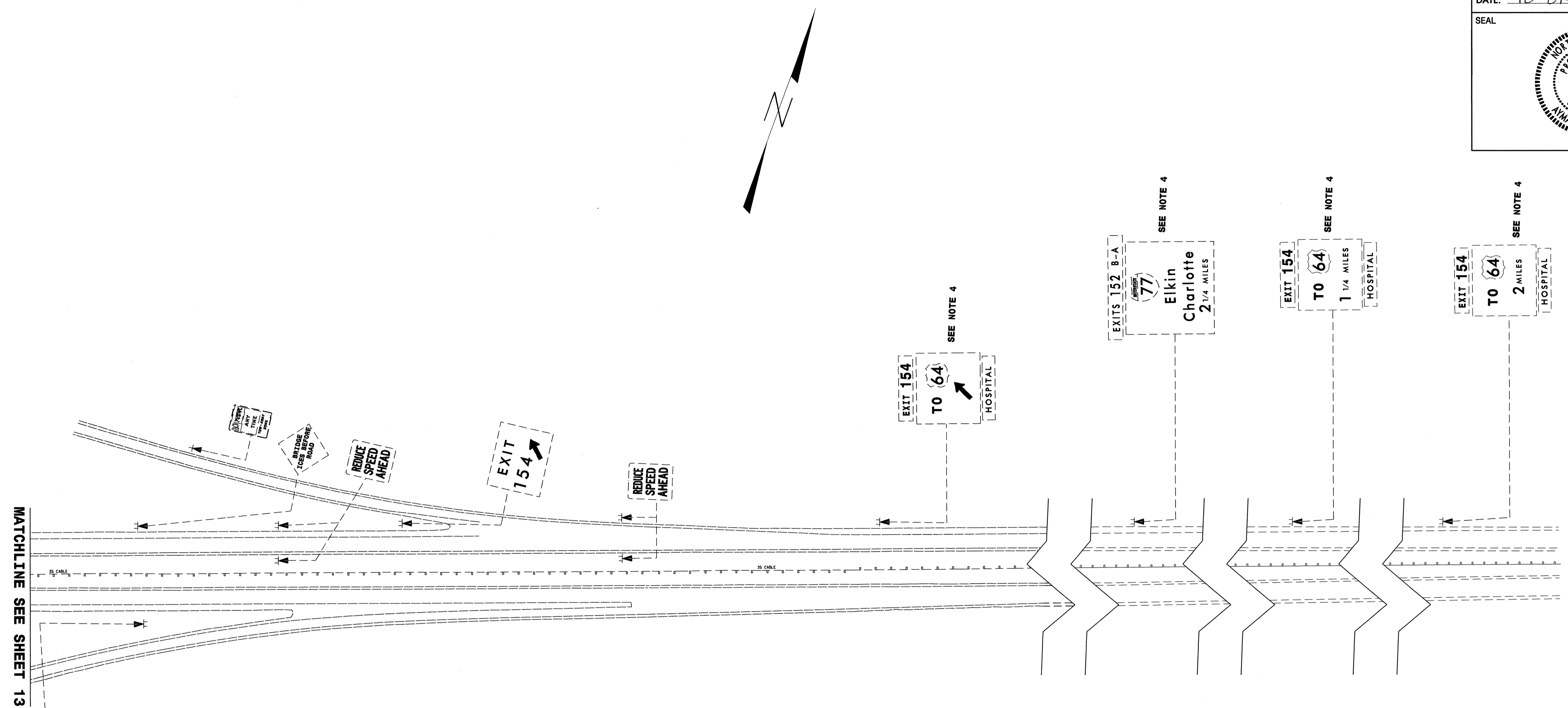


* SEE NOTE 5

EXISTING SIGNS



29 DEC 2010 07:14 P:\11662010_0714\13819A\Traffic\Signing\CAOD\Signing Layout Plans\I-3819A_Sgn_SGN_13.dgn
 jgmar-tinez AT 11/24/10

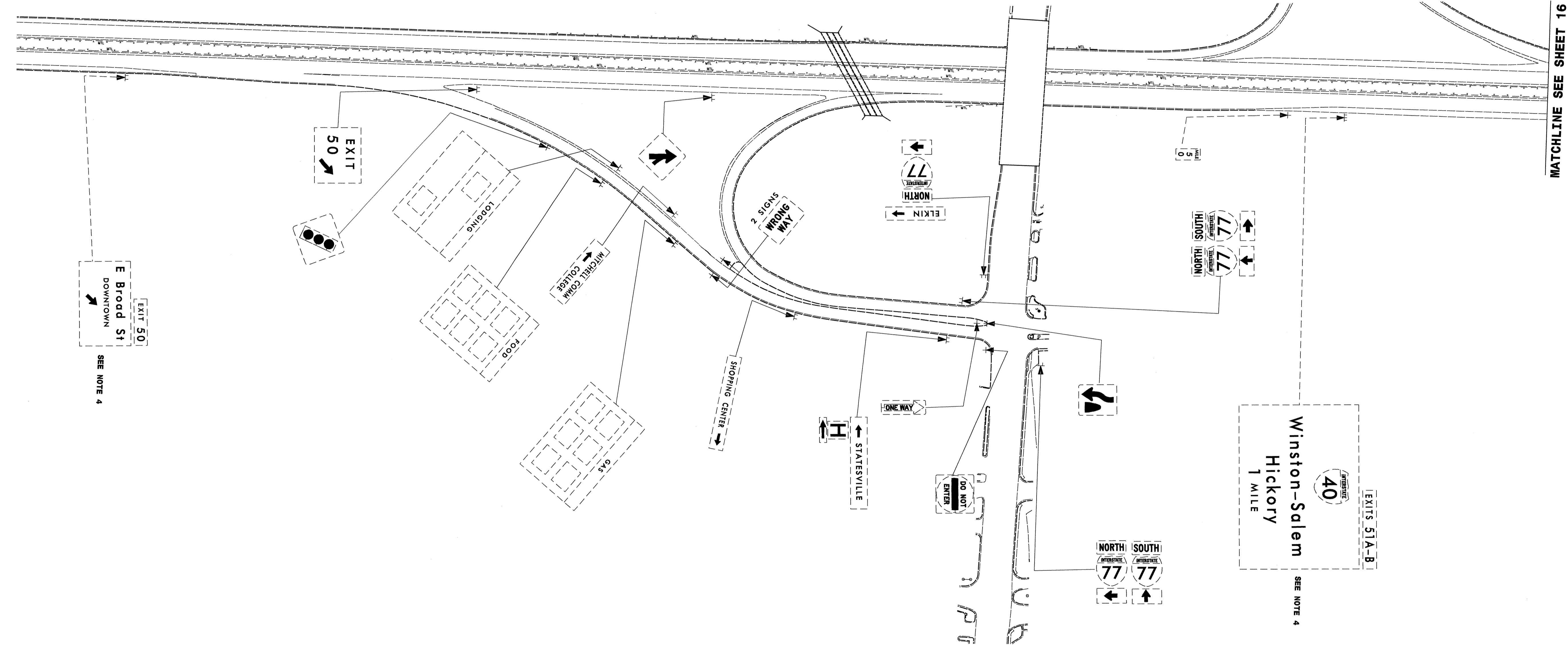
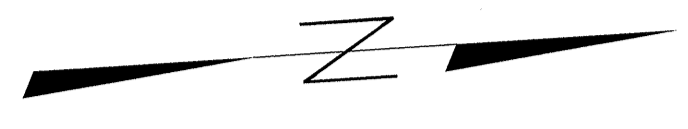
TIP NO. I-3819A	SHEET NO. SIGN-14
APPROVED: <i>[Signature]</i>	
DATE: 12-29-10	
SEAL	



EXISTING SIGNS



28-FEC-2010_0715
 P:\p\p\electrical\3819A\Traffic\Signing\CADD\Signing_Layout_Plans\I-3819A_Sgn_SGN_14.dgn
 Jgmer-tinez AT 12/29/10

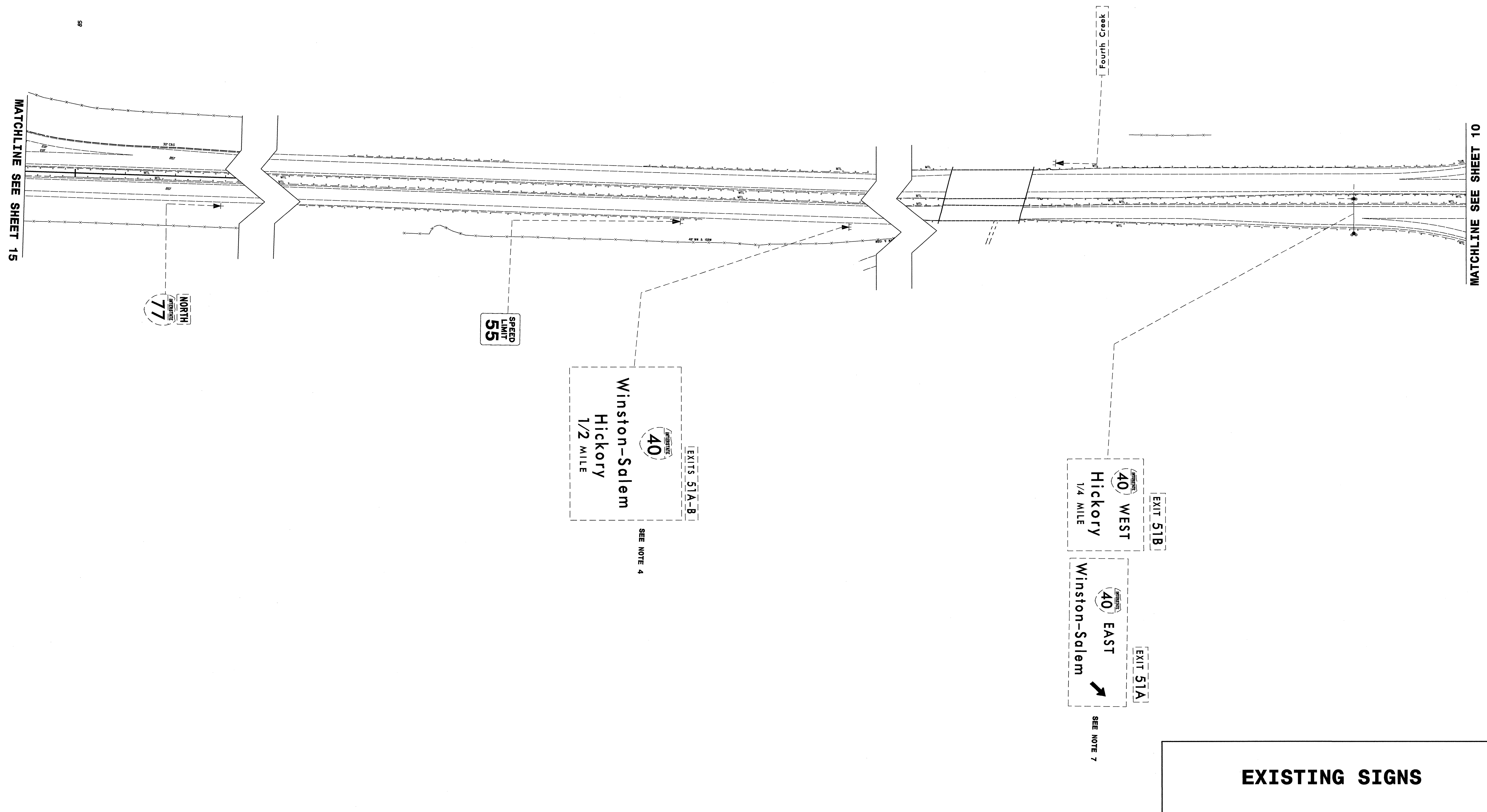
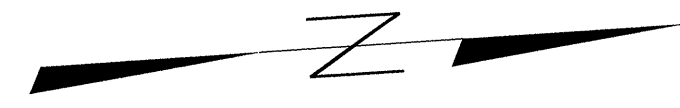
TIP NO. I-3819A	SHEET NO. SIGN-15
APPROVED: 	
DATE: 12-29-10	
SEAL	
	



EXISTING SIGNS

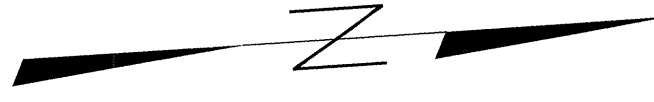
28-DEC-2010 07:45 I:\p\13819A\Traffic\Signing\CA000\Signing Layout Plans\I-3819A_Sgn_S0N_15.dgn
 gmer-tme.z AT 1E247795

TIP NO. I-3819A	SHEET NO. SIGN-16
APPROVED: 	
DATE: 12-29-10	
SEAL	
	



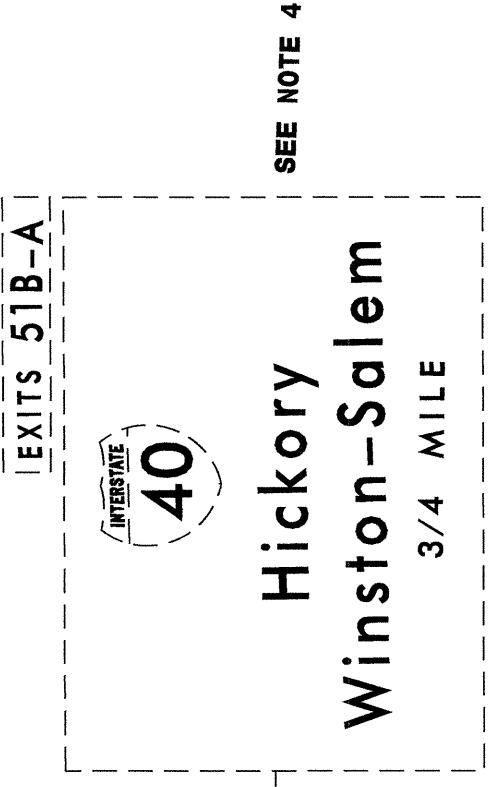
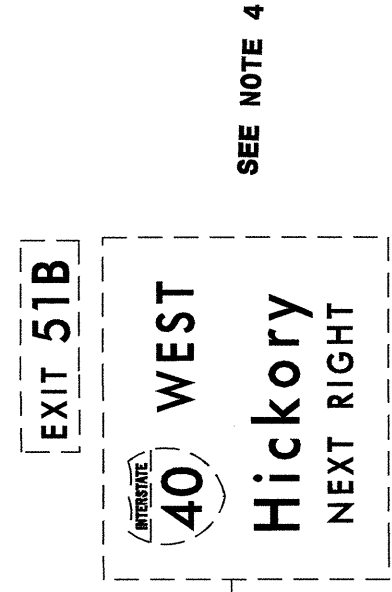


EXISTING SIGNS


TIP NO. I-3819A	SHEET NO. SIGN-17
APPROVED: <i>[Signature]</i>	
DATE: 12-29-10	
SEAL	

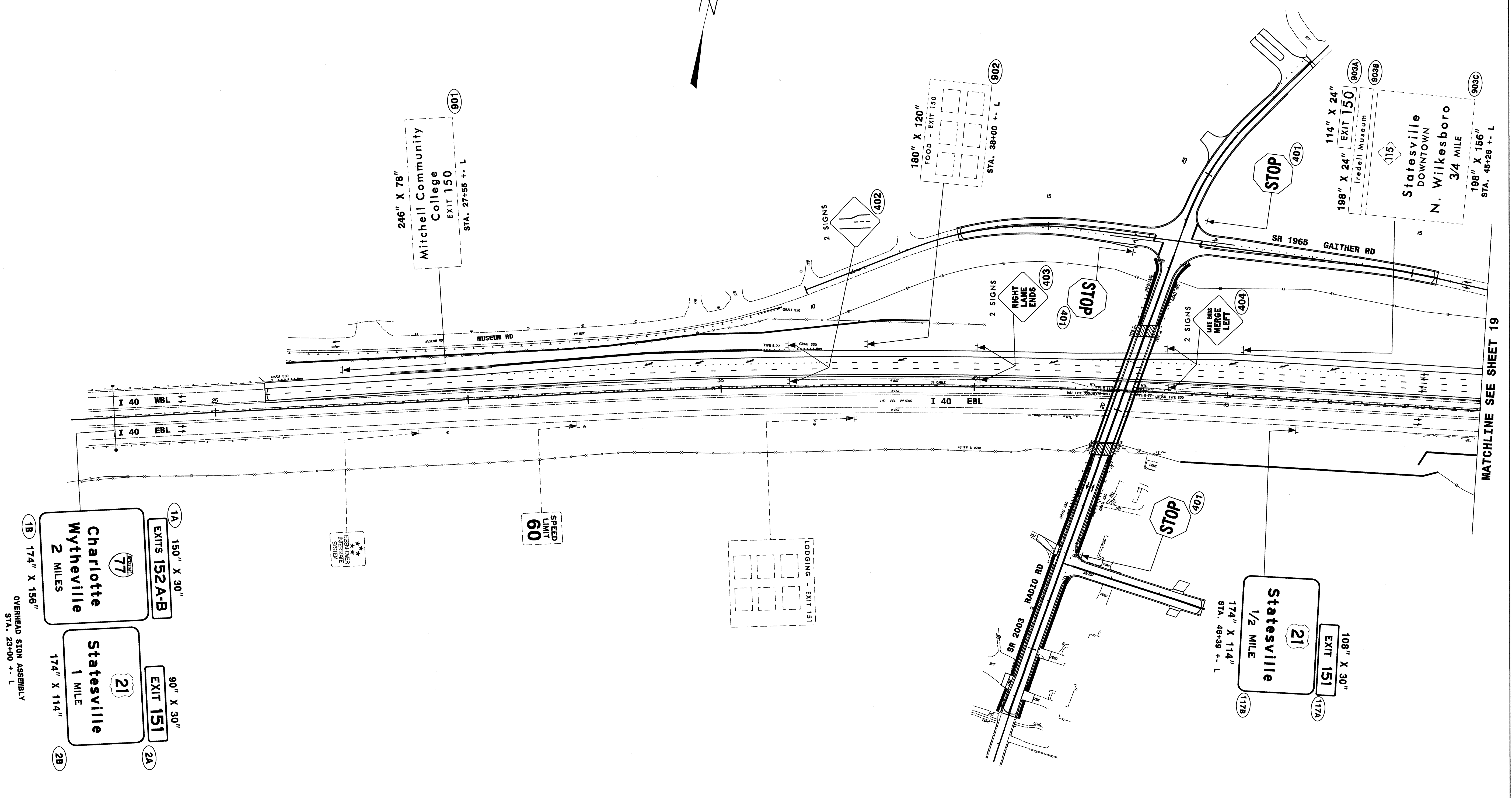


MATCHLINE SEE SHEET 10



EXISTING SIGNS

TIP NO. I-3819A	SHEET NO. SIGN-18
APPROVED: <i>[Signature]</i>	
DATE: 3-26-12	
SEAL	
	




MATCHLINE SEE SHEET 19

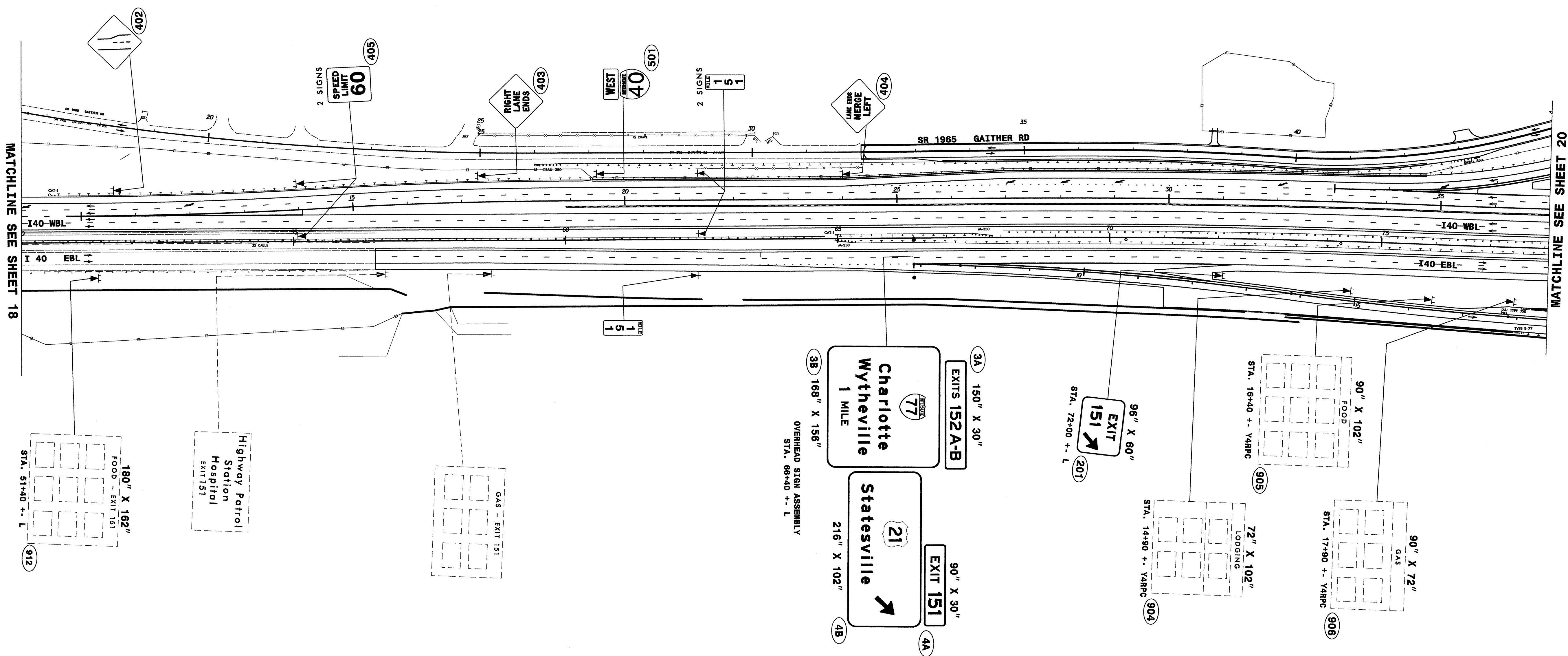
I 40 PROPOSED SIGNS

56447231_18.dgn
 2/26/12 10:20:58 AM
 C:\Users\jacob\Documents\I-3819A_Sign\Layout Plans\I-3819A_Sgn_SGN-18.dgn
 I-3819A_Sign\Layout Plans\I-3819A_Sgn_SGN-18.dgn
 2/26/12 10:20:58 AM
 32

TIP NO. I-3819A	SHEET NO. SIGN-19
APPROVED: <i>[Signature]</i>	
DATE: 3-26-12	
SEAL	



ALAN I. ALQUODMANI
ENGINEER
SEAL 028387
NORTH CAROLINA PROFESSIONAL ENGINEER



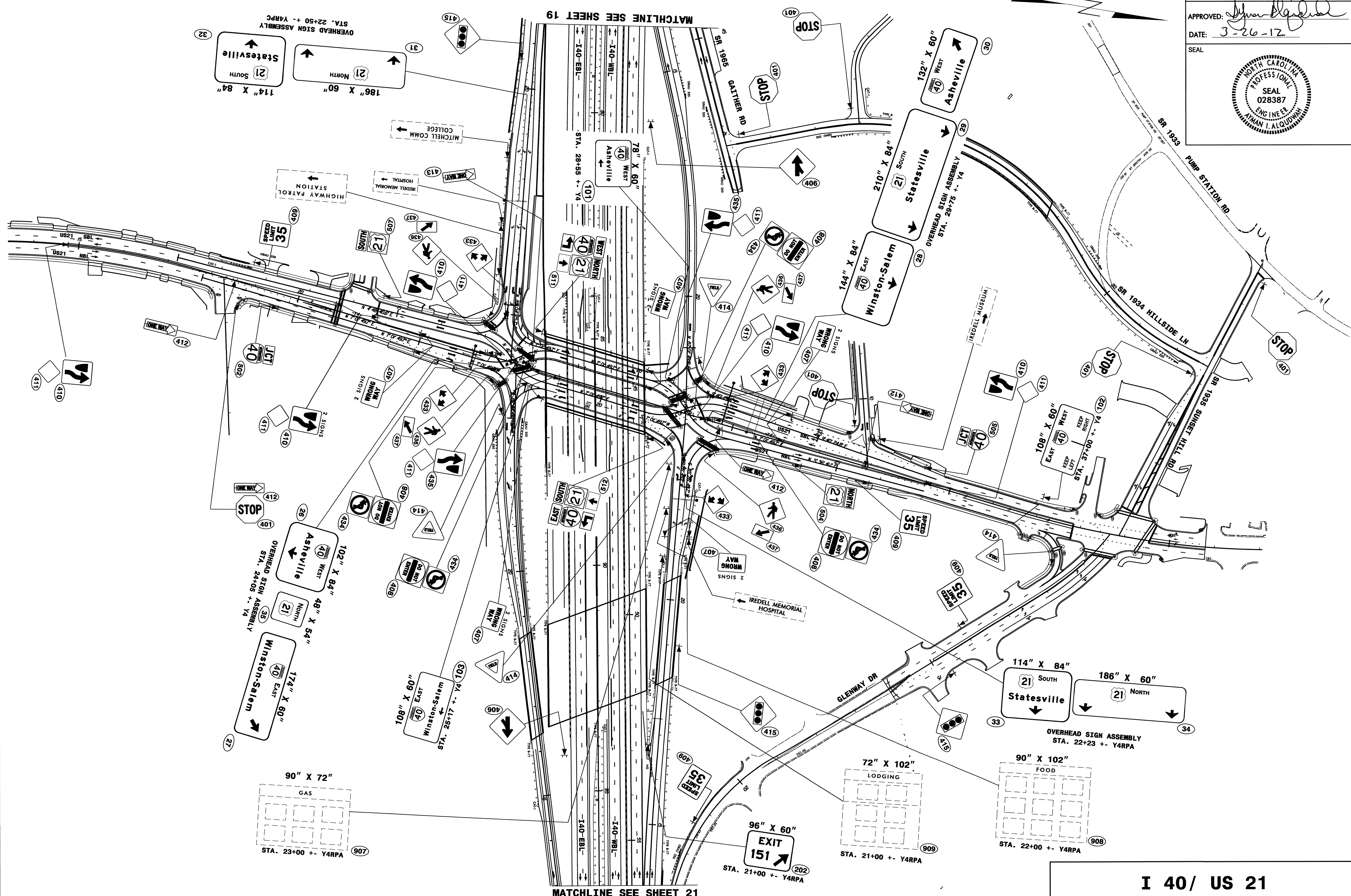
MATCHLINE SEE SHEET 18

MATCHLINE SEE SHEET 20

I 40 PROPOSED SIGNS

26 MAR 2012 10:20:13 I:\3819A\Traffic\Signing\Layout Plans\I-3819A_Sgn_SGN.L19.dgn
 User: jgamer-tune
 Job: 26 MAR 2012 10:20:13 I-3819A_Sgn_SGN.L19.dgn

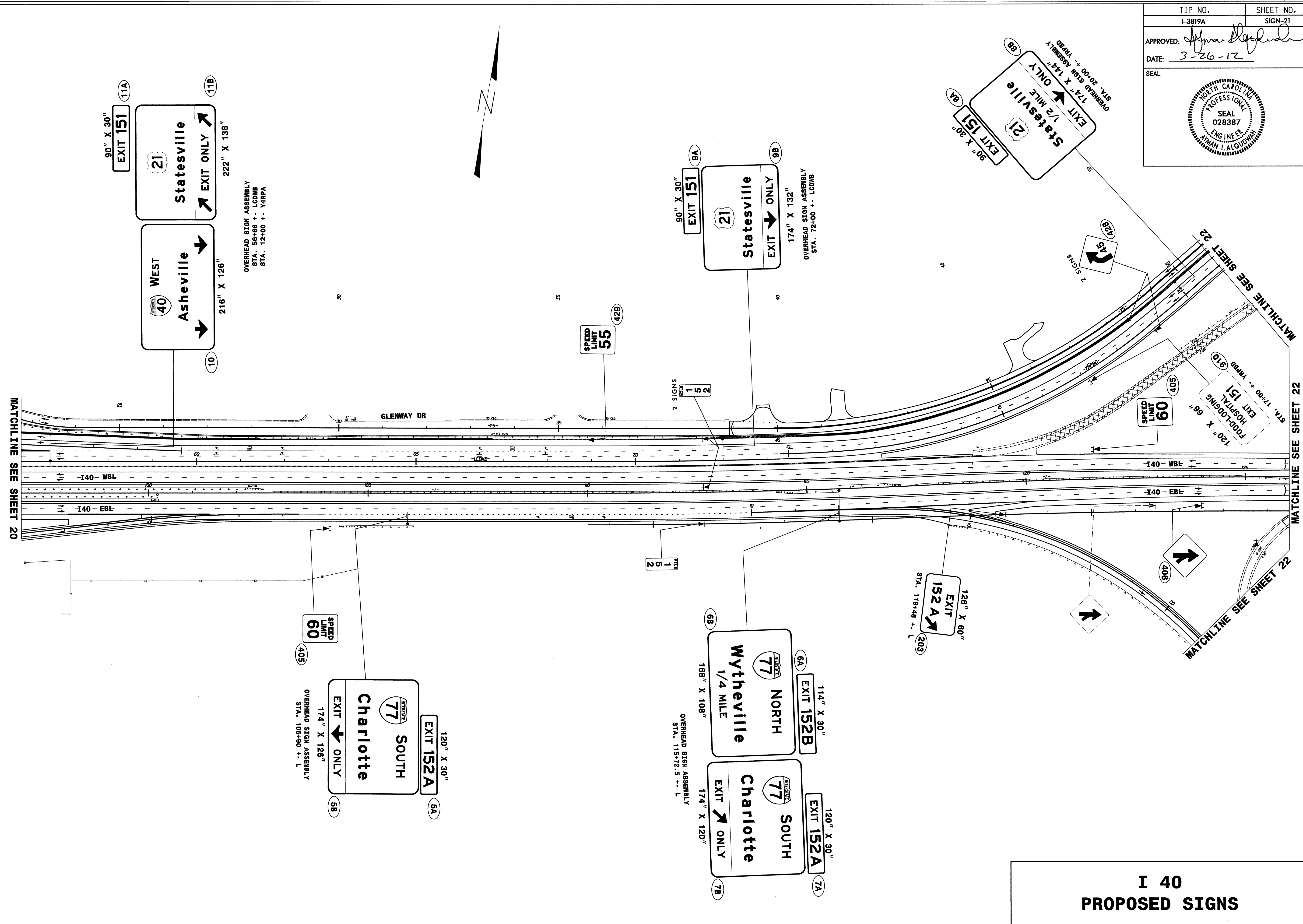
TIP NO. I-3819A	SHEET NO. SIGN-20
APPROVED: <i>[Signature]</i>	
DATE: 3-26-12	
SEAL	



**I 40/ US 21
PROPOSED SIGNS**

25-MAR-2012 10:33 13819A Traffic Signing Layout Plans I-3819A-Sgn_SGN-20.dgn
 jamar-tunez.ctb 11/22/11

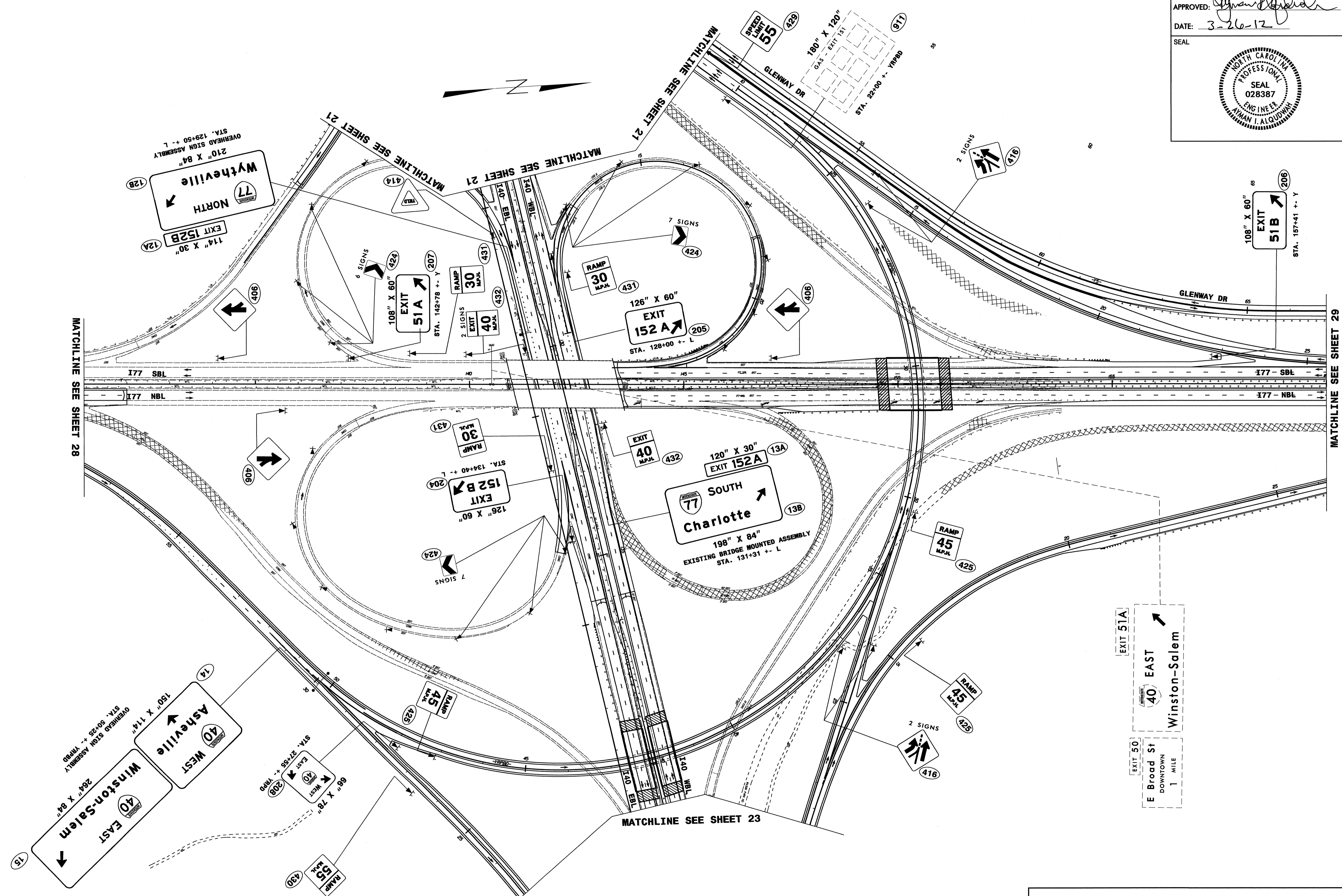
TIP NO. I-3819A	SHEET NO. SIGN-21
APPROVED: <i>[Signature]</i>	
DATE: 3-26-12	
SEAL	



**I 40
PROPOSED SIGNS**

26 MAR 2012 10:55 AM C:\Users\jfrice\Documents\Signing\Layout Plans\I-3819A_Sgn_SGN_21.dgn
 jfrice 26 MAR 2012 10:55 AM C:\Users\jfrice\Documents\Signing\Layout Plans\I-3819A_Sgn_SGN_21.dgn


TIP NO.	SHEET NO.
I-3819A	SIGN-22
APPROVED: <i>[Signature]</i>	
DATE: 3-26-12	
SEAL	

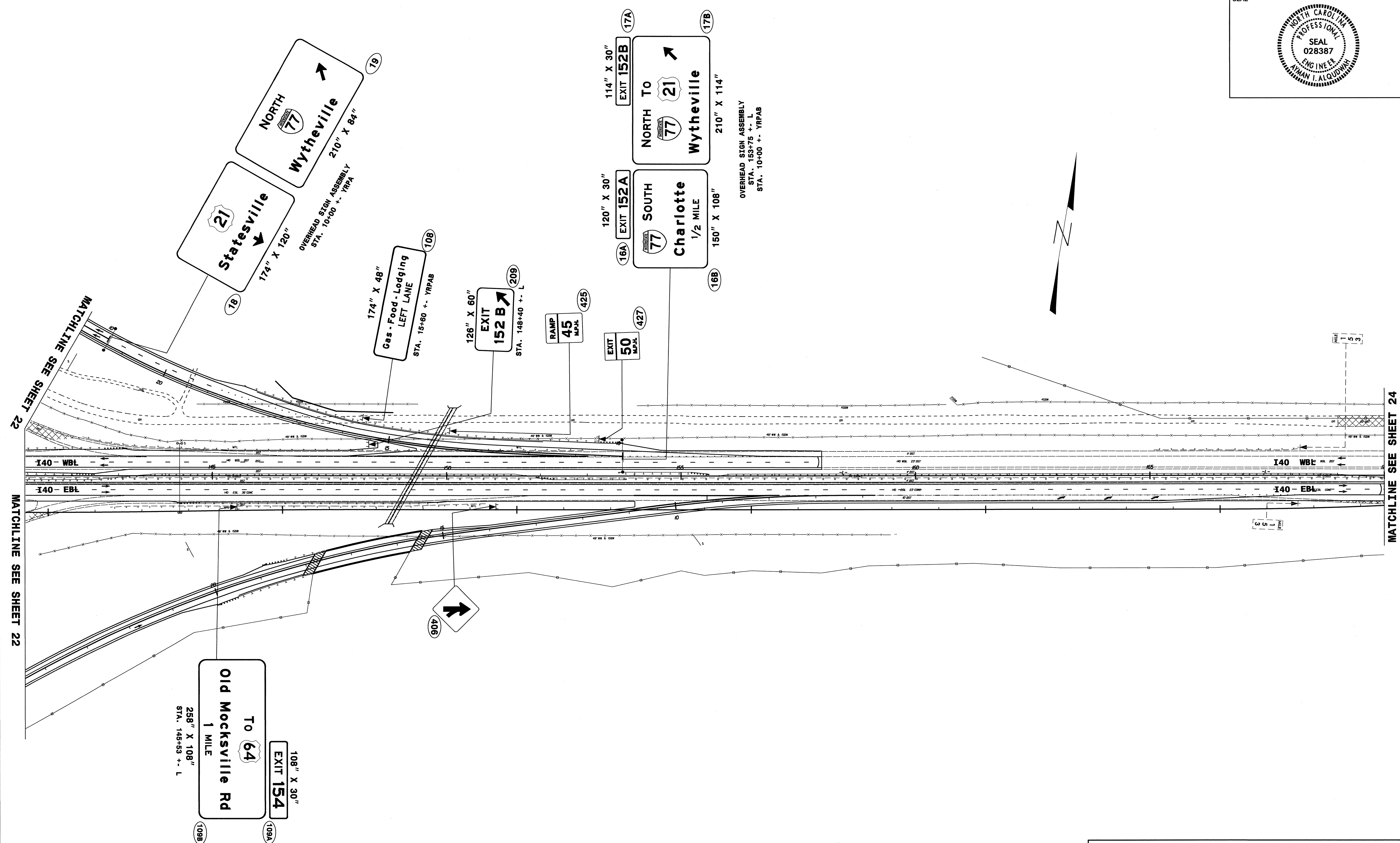


**I 40/ I 77
PROPOSED SIGNS**

25 MAR 2012 10:40 I:\3819A\Traffic\Signing\Layout Plans\I-3819A_Sgn_SGN.22.dgn
 Project: I-3819A
 User: jgmar-tuz...

TIP NO. I-3819A	SHEET NO. SIGN-23
APPROVED: <i>[Signature]</i>	
DATE: 3-26-12	
SEAL	



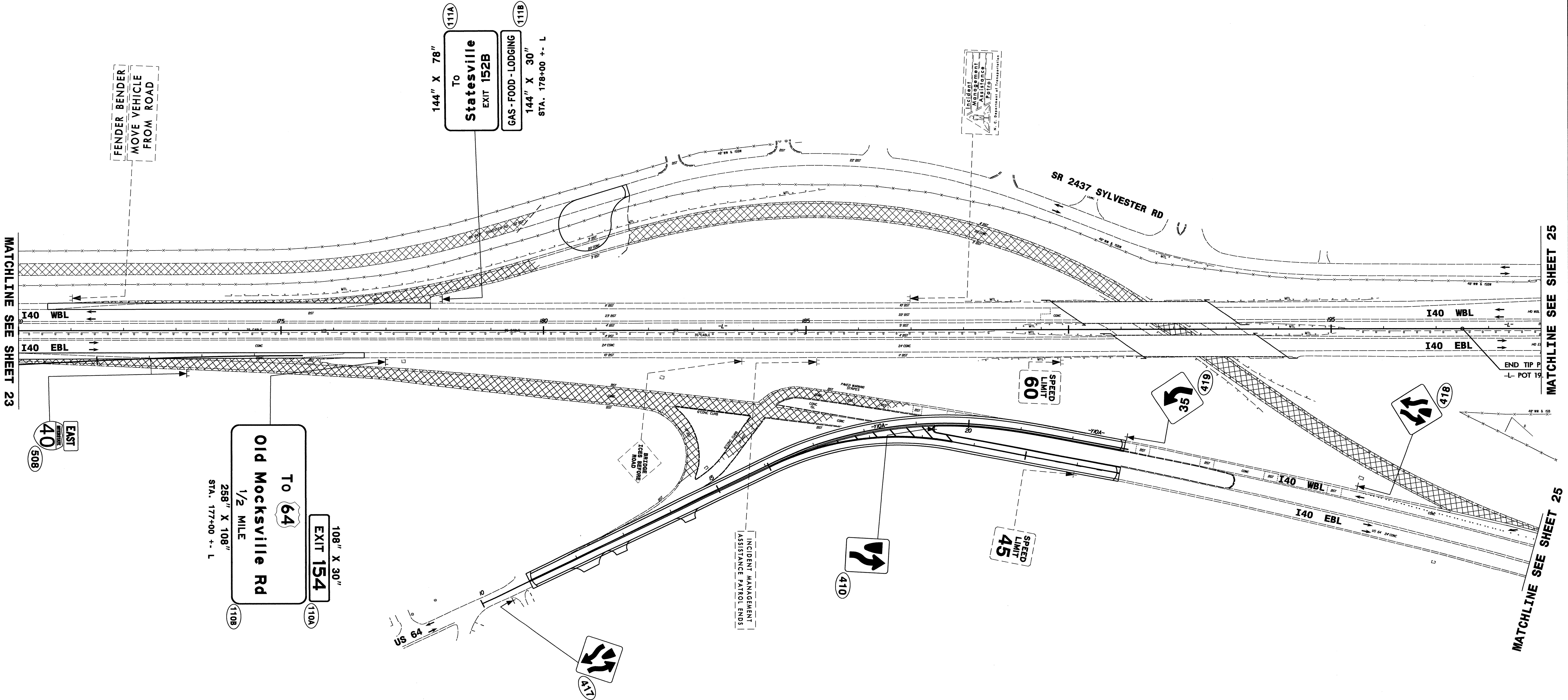


**I 40
PROPOSED SIGNS**

25 MAR 2012 10:43 I:\3819A\Trafic\Signing\CADD\Signing Layout Plans\I-3819A_Sgn_SGN-23.dgn
 User: jgamer Date: 3/26/12 Time: 11:27:45 AM

TIP NO. I-3819A	SHEET NO. SIGN-24
APPROVED: <i>[Signature]</i>	
DATE: 3-26-12	
SEAL	

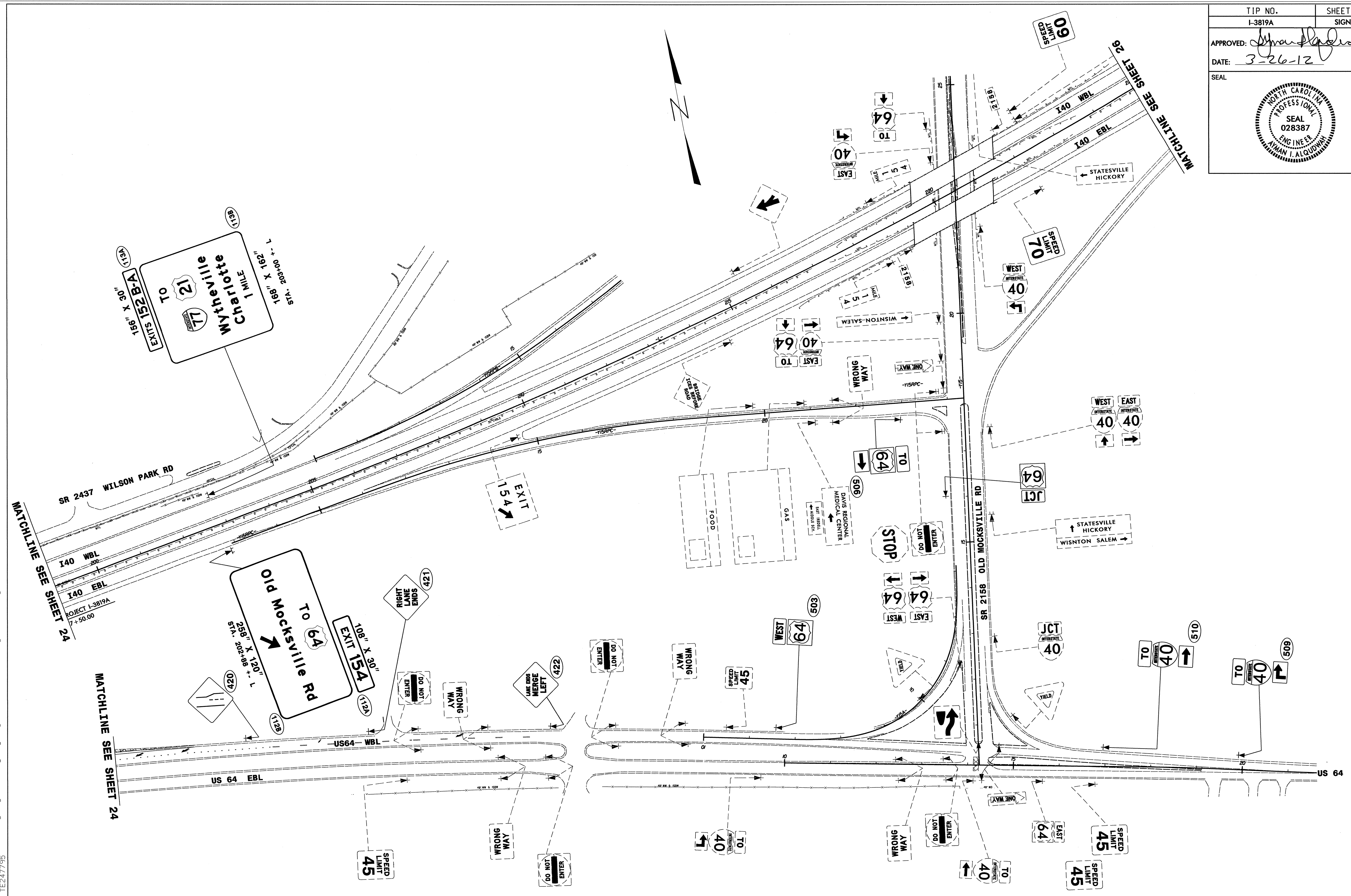
SEAL
028387
ENGINEER
N. I. ALQUODINI
NORTH CAROLINA



**I 40
PROPOSED SIGNS**

26 MAR 2012 10:47:41 I:\3819A\Traffic\Signing\CADD\Signing Layout Plans\I-3819A_Sgn_SGN_24.dgn
 I:\3819A\Traffic\Signing\CADD\Signing Layout Plans\I-3819A_Sgn_SGN_24.dgn
 I:\3819A\Traffic\Signing\CADD\Signing Layout Plans\I-3819A_Sgn_SGN_24.dgn

TIP NO. I-3819A	SHEET NO. SIGN-25
APPROVED: <i>[Signature]</i>	
DATE: 3-26-12	
SEAL	

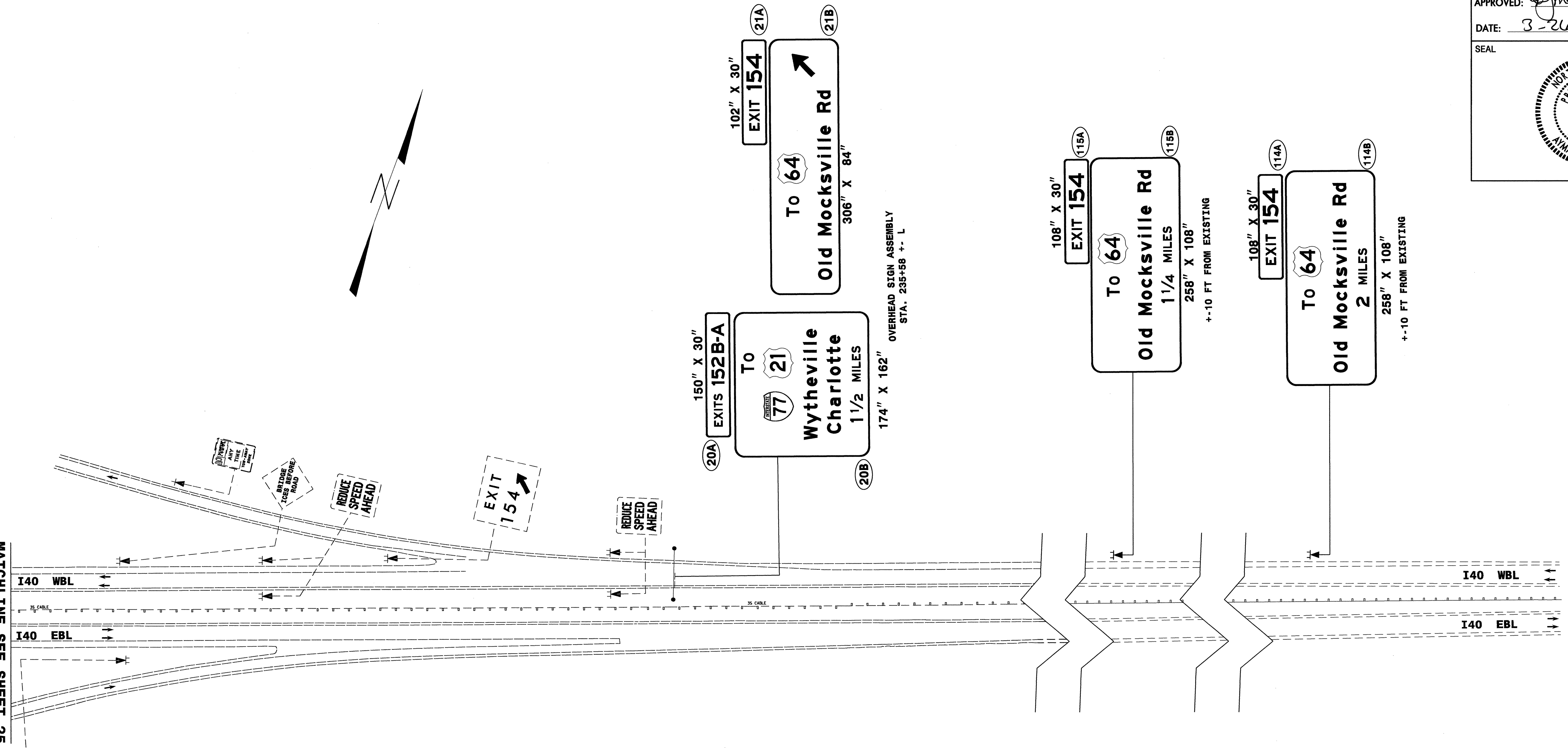


**I 40
PROPOSED SIGNS**


25 MAR-2012 10:46 I:\3819A\Traffic\Signing\CADD\Signing Layout Plans\I-3819A_Sgn_SGN_25.dgn
 jamar.tunez 11:22:47

26 MAR 2012 10:49 I:\3819A\T:\office\Signing\CADD\Signing Layout Plans\I-3819A_Sgn_SGN.26.dgn
 I:\3819A\T:\office\I-3819A_SGN.26.dgn
 I:\3819A\T:\office\I-3819A_SGN.26.dgn

MATCHLINE SEE SHEET 25

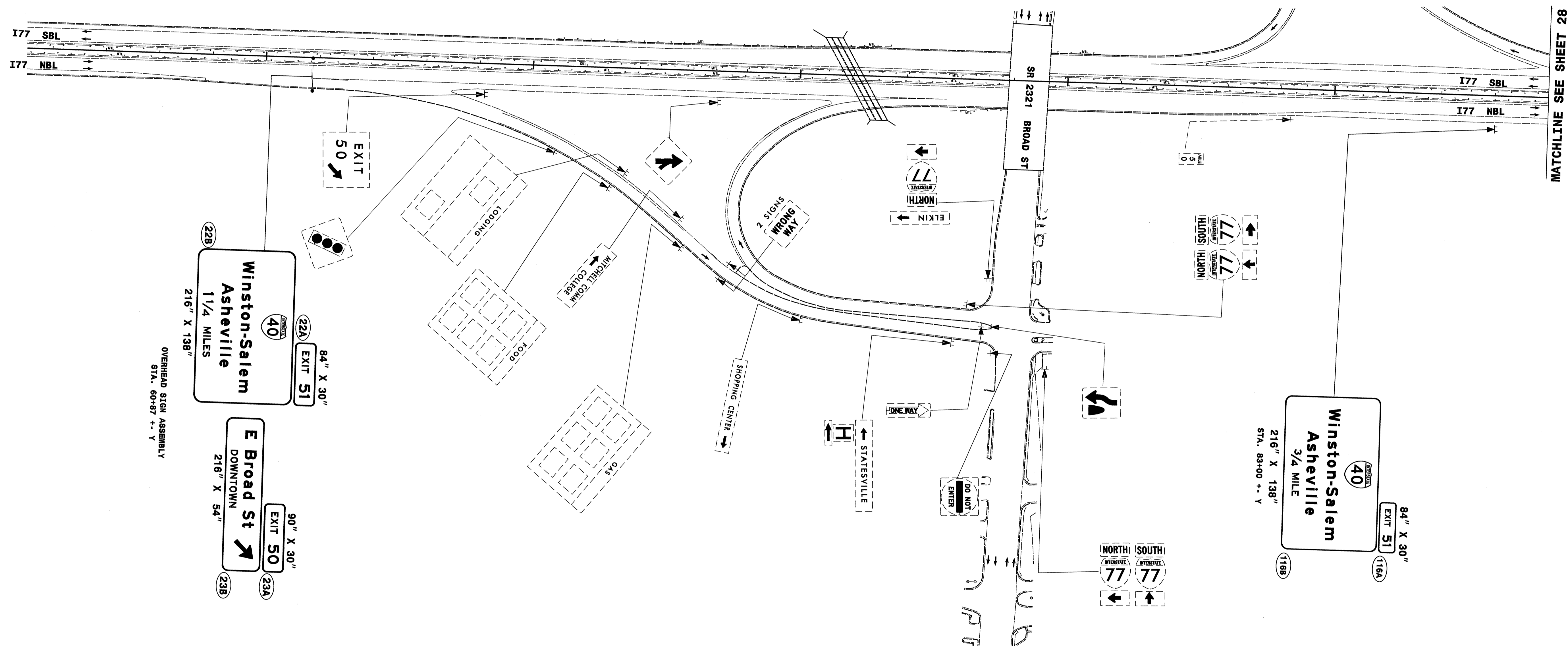


TIP NO. I-3819A	SHEET NO. SIGN-26
APPROVED: <i>[Signature]</i>	
DATE: 3-26-12	
SEAL	



**I 40
PROPOSED SIGNS**

TIP NO. I-3819A	SHEET NO. SIGN-27
APPROVED: <i>[Signature]</i>	
DATE: 3-26-12	
SEAL	



OVERHEAD SIGN ASSEMBLY
STA. 60+87 +- Y

**I 77
PROPOSED SIGNS**

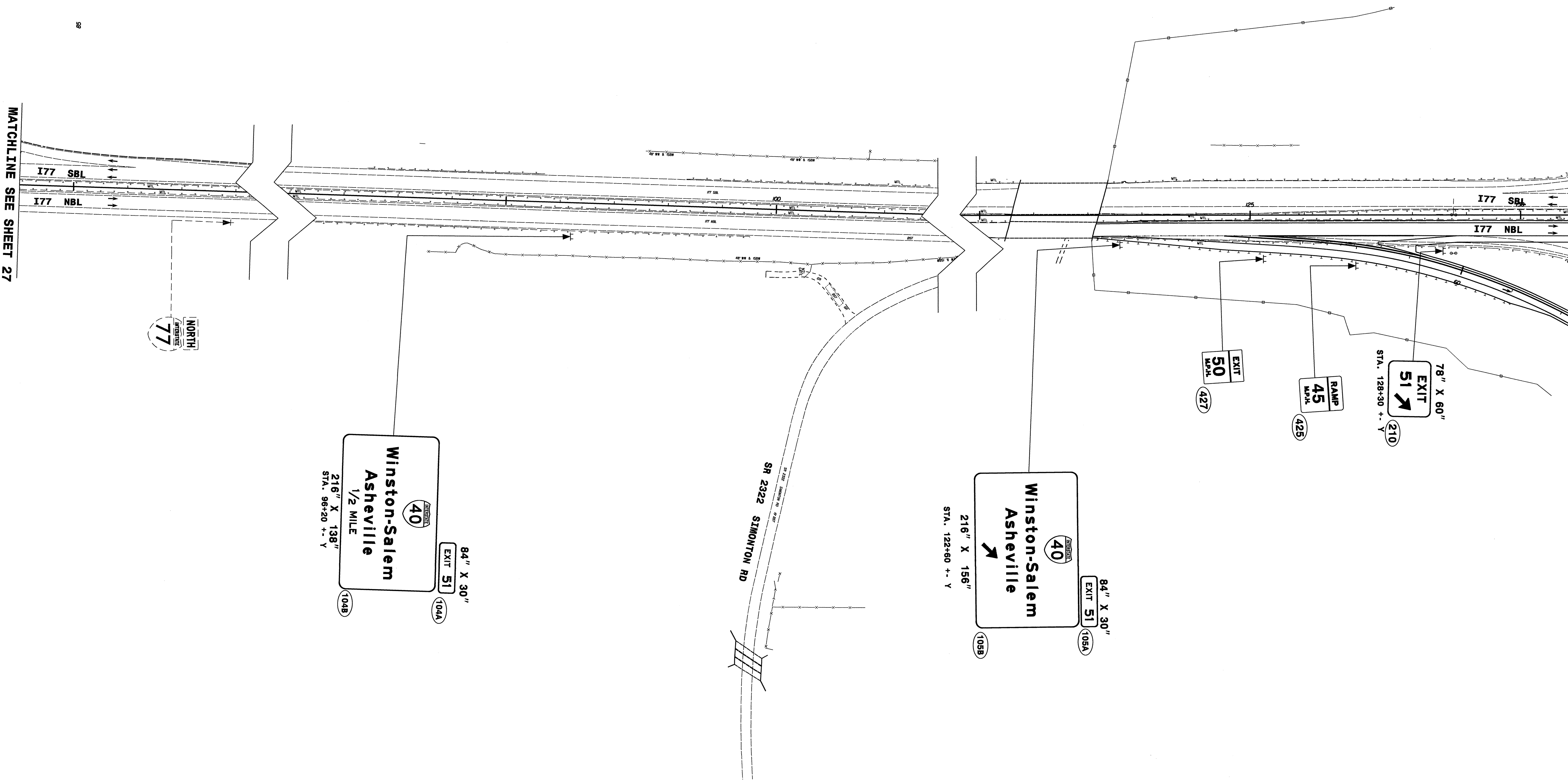
25 W:\18-202\1055\13819A\Traffic\Signing\CADD\Signing Layout Plans\I-3819A_Sign_SGN.27.dgn
 26 W:\18-202\1055\13819A\Traffic\Signing\CADD\Signing Layout Plans\I-3819A_Sign_SGN.27.dgn
 27 W:\18-202\1055\13819A\Traffic\Signing\CADD\Signing Layout Plans\I-3819A_Sign_SGN.27.dgn
 28 W:\18-202\1055\13819A\Traffic\Signing\CADD\Signing Layout Plans\I-3819A_Sign_SGN.27.dgn
 29 W:\18-202\1055\13819A\Traffic\Signing\CADD\Signing Layout Plans\I-3819A_Sign_SGN.27.dgn
 30 W:\18-202\1055\13819A\Traffic\Signing\CADD\Signing Layout Plans\I-3819A_Sign_SGN.27.dgn
 31 W:\18-202\1055\13819A\Traffic\Signing\CADD\Signing Layout Plans\I-3819A_Sign_SGN.27.dgn
 32 W:\18-202\1055\13819A\Traffic\Signing\CADD\Signing Layout Plans\I-3819A_Sign_SGN.27.dgn

TIP NO. I-3819A	SHEET NO. SIGN-28
APPROVED: <i>[Signature]</i>	
DATE: 3-26-12	
SEAL	



MATCHLINE SEE SHEET 27


MATCHLINE SEE SHEET 22



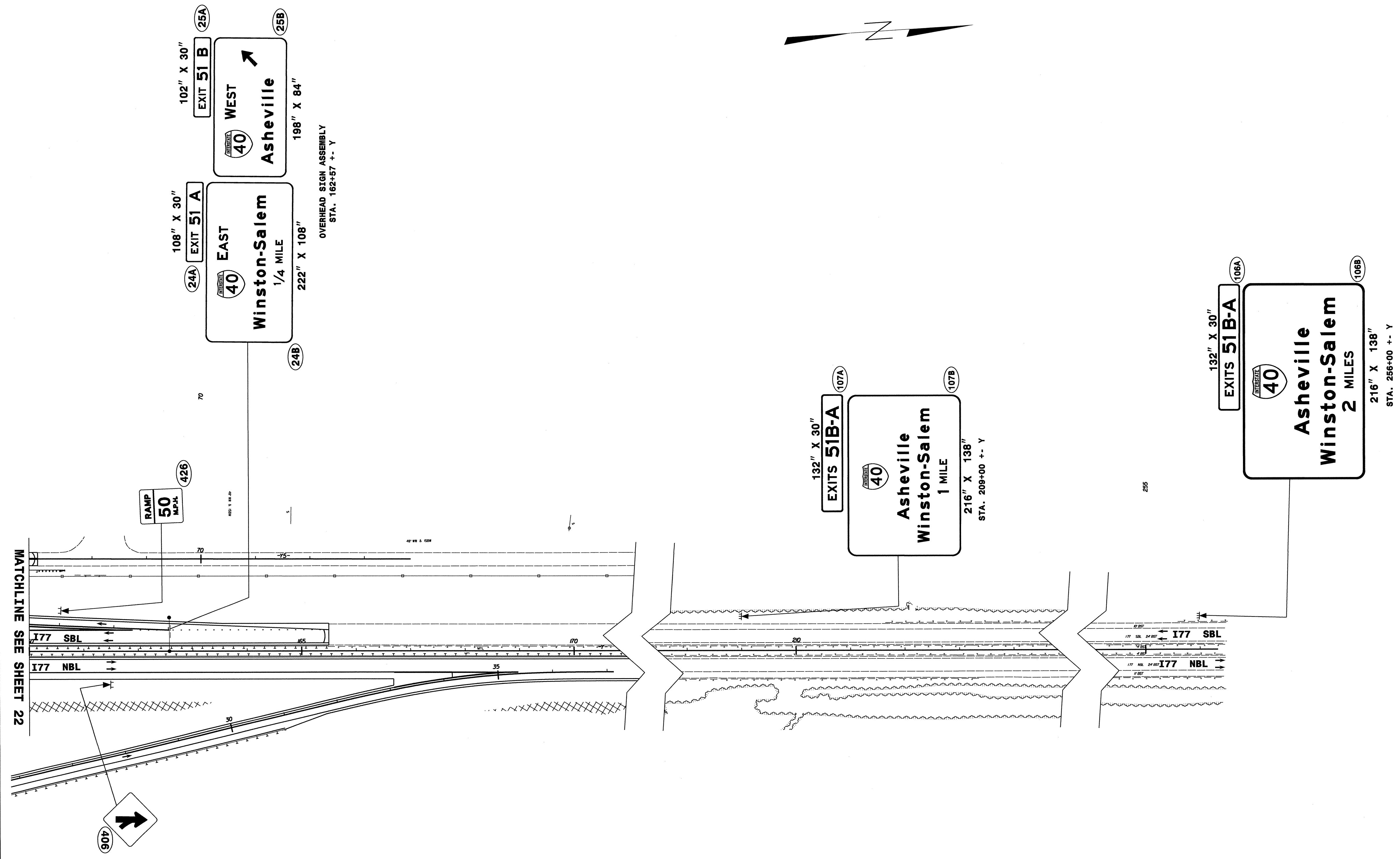
**I 77
PROPOSED SIGNS**

P:\2012\13819A\I-3819A_Sign_SGN_28.dgn
 I:\Projects\13819A\I-3819A_Sign_SGN_28.dgn
 11/22/12 10:55 AM
 11/22/12 10:55 AM
 11/22/12 10:55 AM

TIP NO. I-3819A	SHEET NO. SIGN-29
APPROVED: <i>[Signature]</i>	
DATE: 3-26-12	
SEAL	



26 MAR 2012 10:56 I:\3819A\Traffic\Signing\CADD\Signing Layout Plans\I-3819A_Sgn_SGN_29.dgn
 A:\projects\112277\15\sign\trnsz.plt 112277



I 77
 PROPOSED SIGNS

STATE OF NORTH CAROLINA
DEPARTMENT OF TRANSPORTATION

TIP NO. I-3819A	SHEET NO. SIGN-T1
APPROVED: <i>[Signature]</i>	
DATE: 11-21-11	
SEAL	

WORK ZONE SIGNING PLAN
IREDELL COUNTY

LOCATION: I-40/I-77 INTERCHANGE INCLUDING I-40 FROM WEST OF SR 2003 (RADIO ROAD)
TO SR 2158 (OLD MOCKSVILLE ROAD) & I-77 FROM SOUTH OF SR 2321
(EAST BROAD STREET) TO SOUTH OF SR 2171 (JANE SOWER ROAD) IN STATESVILLE

ROADWAY STANDARD DRAWING

THE FOLLOWING ROADWAY STANDARDS AS APPEAR IN "ROADWAY STANDARD DRAWINGS" - PROJECT SERVICES UNIT - N.C. DEPARTMENT OF TRANSPORTATION - RALEIGH, N.C., DATED JANUARY 2012 ARE APPLICABLE TO THIS PROJECT AND BY REFERENCE HEREBY ARE CONSIDERED A PART OF THESE PLANS:

STD. NO.	TITLE
901.10	TYPE 'A' SIGNS
901.20	TYPE 'B' SIGNS
901.50	ARROWS AND SHIELDS
901.70	SIGN STRINGERS AND SUPPORT SPACING
901.80	SIGN MOUNTING DETAILS - FOR TYPE A AND TYPE B SIGNS
903.10	GROUND MOUNTED SIGN SUPPORTS
903.30	BARRIER SIGN SUPPORT ASSEMBLY
903.40	MEDIAN BARRIER SIGN SUPPORT AND ANCHORAGE
904.10	ORIENTATION OF GROUND MOUNTED SIGNS
904.20	SECONDARY SIGN MOUNTING
904.30	SUPPLEMENTAL SIGN MOUNTING

PROJECT NOTES

- A RELOCATE SIGN, TYPE A (GROUND MOUNT)
- B RELOCATE SIGN, TYPE B (GROUND MOUNT)
- C RELOCATE SUPPORT, WOOD
- D STOCKPILE SIGN SYSTEM, WOOD, TO BE USED AT FUTURE PHASE
- E SIGN AND SUPPORT ERECTION, FROM STOCKPILE
- F DISPOSAL OF SIGN SYSTEM, U CHANNEL (AS NEEDED)

GENERAL NOTES

- . SIGNS FURNISHED BY STATE
- . SIGNS CAN BE RELOCATED/STOCKPILED AS NEEDED BY THE CONTRACTOR DUE TO CONSTRUCTION.
- . MAINTAIN 7' VERTICAL CLEARANCE MIN. AND AN OFFSET OF 18' MIN. FROM EDGE OF TRAVEL (EOT) FOR ALL SIGNS
- . DO NOT DISPOSE OF SIGNS AND SUPPORTS PRIOR TO THE INSTALLATION OF PERMANENT SIGNS.
- . SEE WORK ZONE TRAFFIC CONTROL (WZTC) PLANS FOR ALL PHASES AND STEPS.
- . DISPOSE OF WORK ZONE SIGNS AT COMPLETION OF CONSTRUCTION.
- . WHEN NOT STATIONED OR DIMENSIONED ON PLANS, ALL 'E' AND 'F' SIGNS SHALL BE FIELD LOCATED BY THE ENGINEER

SUMMARY OF QUANTITIES


ITEM NO.	ITEM DESCRIPTION	QUANTITY	UNIT
DESC. NO.	SECT. NO.		
4110000000	904	SIGN ERECTION, TYPE A (GROUND MOUNTED)	7 EA.
4110000000	904	SIGN ERECTION, TYPE B (GROUND MOUNTED)	4 EA.
4116100000	904	SIGN ERECTION, RELOCATE SIGN TYPE A (GROUND MOUNTED)	3 EA.
4116100000	904	SIGN ERECTION, RELOCATE SIGN TYPE B (GROUND MOUNTED)	1 EA.
4157000000	907	STOCKPILE SIGN SYSTEM, WOOD	5 EA.
4082000000	903	SUPPORTS, WOOD	320 L.F.
4158000000	907	DISPOSAL OF SIGN SYSTEM, WOOD	8 EA.
4108000000	904	SIGN ERECTION, TYPE F	4 EA.
4155000000	907	DISPOSAL OF SIGN SYSTEM, U-CHANNEL	4 EA.
4072000000	903	SUPPORTS, 3 LB STEEL U-CHANNEL	72 L.F.

INDEX

SHEET NO.	DESCRIPTION
SIGN-T1	TITLE SHEET
SIGN-T2	SUPPORT INFORMATION AND GROUND MOUNT SHEETS
SIGN-T3	TYPE "F" SIGNS
SIGN-T4-4B	SIGN DESIGNS
SIGN-T5-5F	WORK ZONE SIGNS DETAIL SHEETS

PLAN PREPARED BY: N.C.D.O.T. SIGNING AND DELINEATION UNIT


A. I. ALQUDWAH, P.E. SIGNING & DELINEATION REGIONAL ENGINEER
J. G. MARTINEZ SIGNING & DELINEATION PROJECT DESIGN ENGINEER



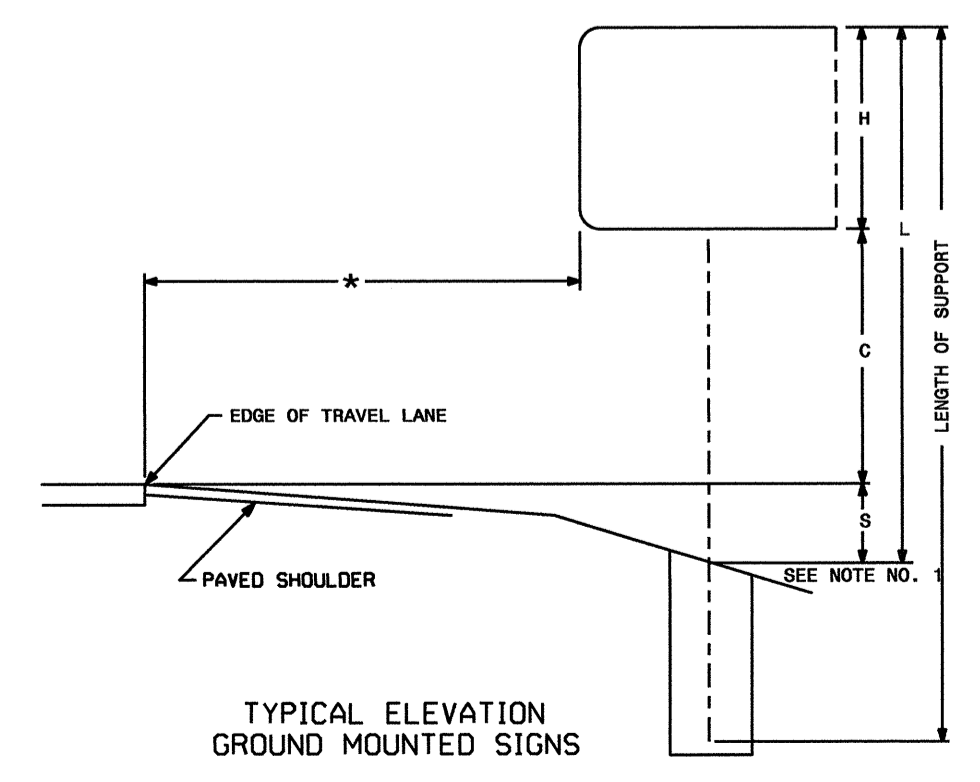
21-NOV-2011 14:43 P:\TIP\Projects\13819A\Traffic\Signing\CADD\TC Temp signs\I-3819A TC_Temp_0.ttes.dgn

T.I.P.: I-3819A

CONTRACT: C202602

TIP NO. I-3819A	SHEET NO. SIGN-T2
APPROVED: <i>[Signature]</i>	
DATE: 12-29-10	
SEAL	
	


SIGN NO.	SIGN TYPE	SIGN SIZE (in.)		ROADWAY STATION	NO. OF SUP.	BEAM SECTION	SUPPORT TYPE	ATTACH METHOD	MOUNTING METHOD	LENGTH (ft)				LEFT SUPPORT (ft)			CENTER SUPPORT (ft)			RIGHT SUPPORT (ft)			FOOTING DIAMETER (ft.)	FOOTING DEPTH (ft.)	WOOD SUPPORT LENGTH (LF)
		w	x							h	CLR. (ft.)	SNS HT	MTG HT	EMBED-MENT	S	L	TOTAL LENGTH	S	L	TOTAL LENGTH	S	L			
T101	A	96	X102	158+50+/- L	2	4" x 6"	BA	N/A	N/A	18.00	8.50	7.00	3	1.00	16.50	19.50	0.00	0.00	0.00	1.00	16.50	19.50	1	3.5	39.00
T102	A	138	X102	122+80+/- Y	2	4" x 6"	BA	N/A	N/A	18.00	8.50	7.00	3.5	1.00	16.50	20.00	0.00	0.00	0.00	1.00	16.50	20.00	1	4	40.00
T103	A	114	X120	63+40+/- L	2	4" x 6"	BA	N/A	N/A	18.00	10.00	7.00	3.5	1.00	18.00	21.50	0.00	0.00	0.00	1.00	18.00	21.50	1	4	43.00
104A	A	120	X96	98+20+ /EBDET	2	4" x 6"	BA	N/A	2	18.00	10.00	7.00	3.5	1.00	18.00	21.50	0.00	0.00	0.00	1.00	18.00	21.50	1	4	43.00
T104	B	120	X24																						
105A	A	120	X102	53+43+ /EBDET	2	4" x 6"	BA	N/A	2	18.00	10.50	7.00	3.5	1.00	18.50	22.00	0.00	0.00	0.00	1.00	18.50	22.00	1	4	44.00
T105	B	120	X24																						
T106	A	102	X102	167+10+/- Y	2	4" x 6"	BA	N/A	N/A	18.00	8.50	7.00	3	1.00	16.50	19.50	0.00	0.00	0.00	1.00	16.50	19.50	1	3.5	39.00
107A	A	96	X102	100+12+/- L	2	4" x 6"	BA	1-R	N/A	18.00	2.00	7.00	3.5	1.00	10.00	13.50	0.00	0.00	0.00	1.00	10.00	13.50	1	4	27.00
T107	B	114	X24																						
108A	A	114	X102	113+50+/- L	2	4" x 6"	BA	N/A	2	18.00	10.50	7.00	3.5	1.00	18.50	22.00	0.00	0.00	0.00	1.00	18.50	22.00	1	4	44.00
T108	B	114	X24																						
																						TOTAL		319.00	
																						USE:		320	



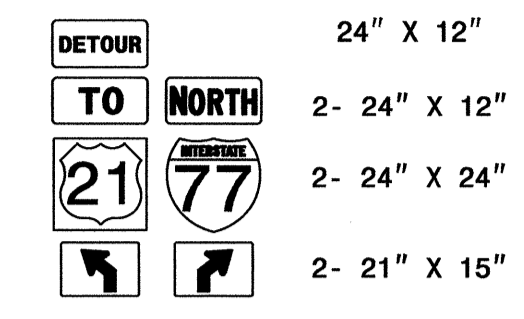
**TYPE "A" AND TYPE "B"
GROUND MOUNTED SIGNS**

29-DEC-2010 08:24
 P:\Projects\I-3819A\Traffic\Signing\CADD\TC Temp signs\I-3819A TC Temp 0tues.dgn
 jgmar timez

APPROVED: *[Signature]*
 DATE: 12-29-10

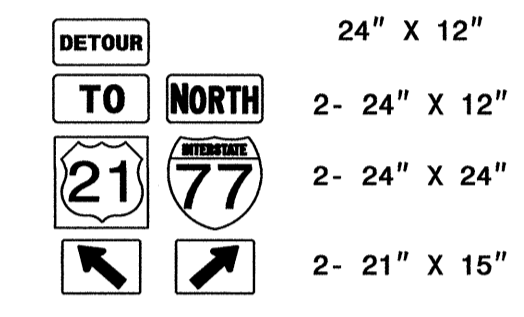


(T501)



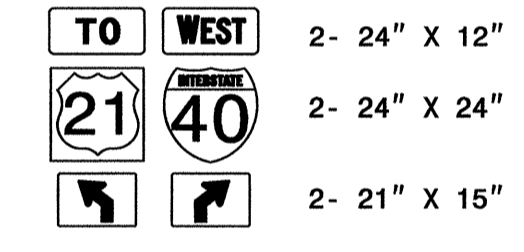
TWO "U" POSTS

(T502)



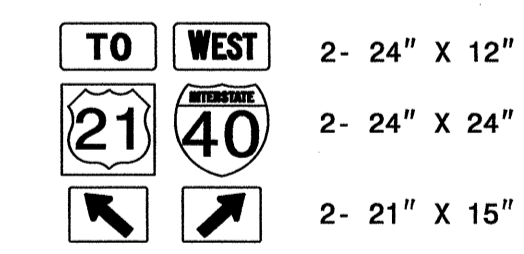
TWO "U" POSTS

(T503)



TWO "U" POSTS

(T504)



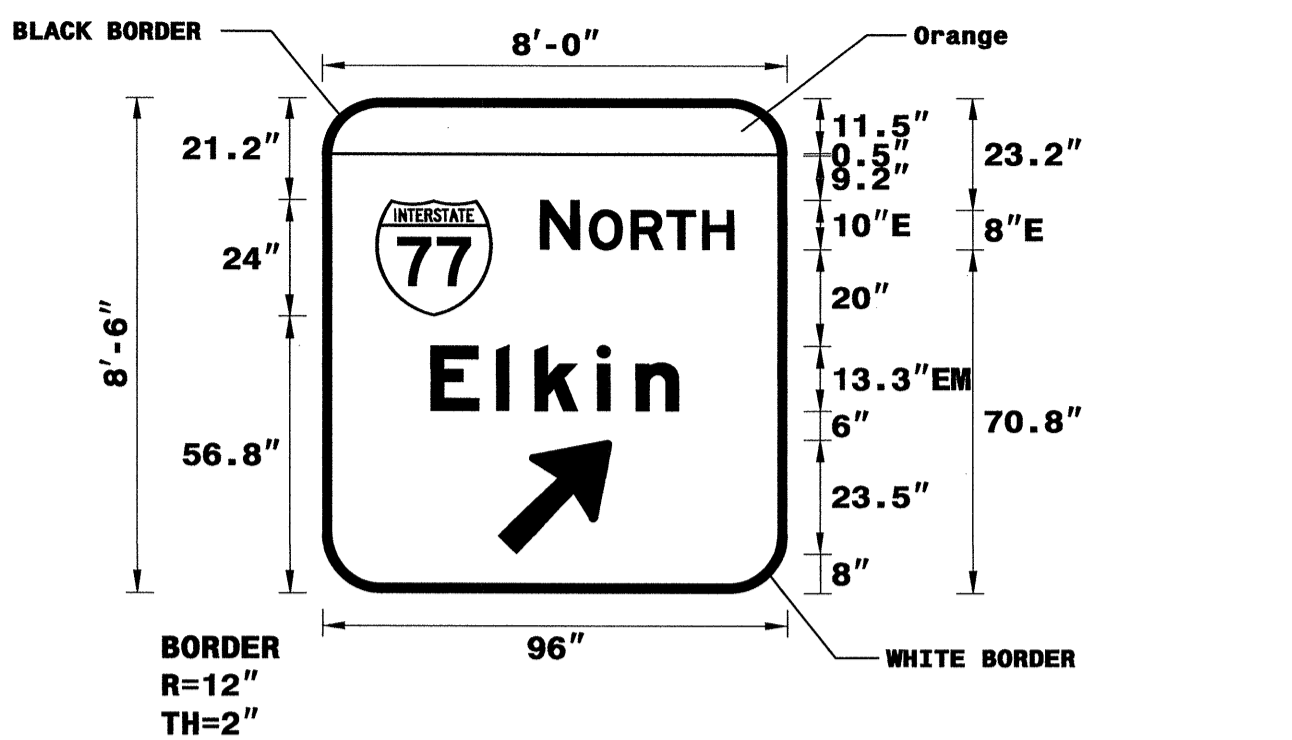
TWO "U" POSTS

TYPE "F" SIGNS

SIGN NUMBER: T101
 TYPE: A
 QUANTITY: 1
 SIGN WIDTH: 8'-0"
 HEIGHT: 8'-6"
 TOTAL AREA: 68.0 Sq.Ft.
 BORDER TYPE: FLUSH
 RECESS: 0"
 WIDTH: 2"
 RADII: 12"
 NO. Z BARS: 3
 LENGTH: 88.0

SYMBOL	X	Y	WID	HT
M1_1	11	56.8	24	24
ARMED	36.2	8	19.2	30.2

DESIGN BY: JGM
 PROJECT ID: I-3819A
 CHECKED BY: JGM
 DIV: 12
 DATE: Dec 16, 2010



USE NOTES:
 1. Legend and border (except those that are colored black) shall be direct applied Grade C sheeting.
 2. Background shall be Grade C reflective sheeting.
 3. Shields; A, B, and C type arrows shall be on 0.032" (0.8mm) aluminum and demountable.

LETTER POSITIONS

Letter spacings are to start of next letter

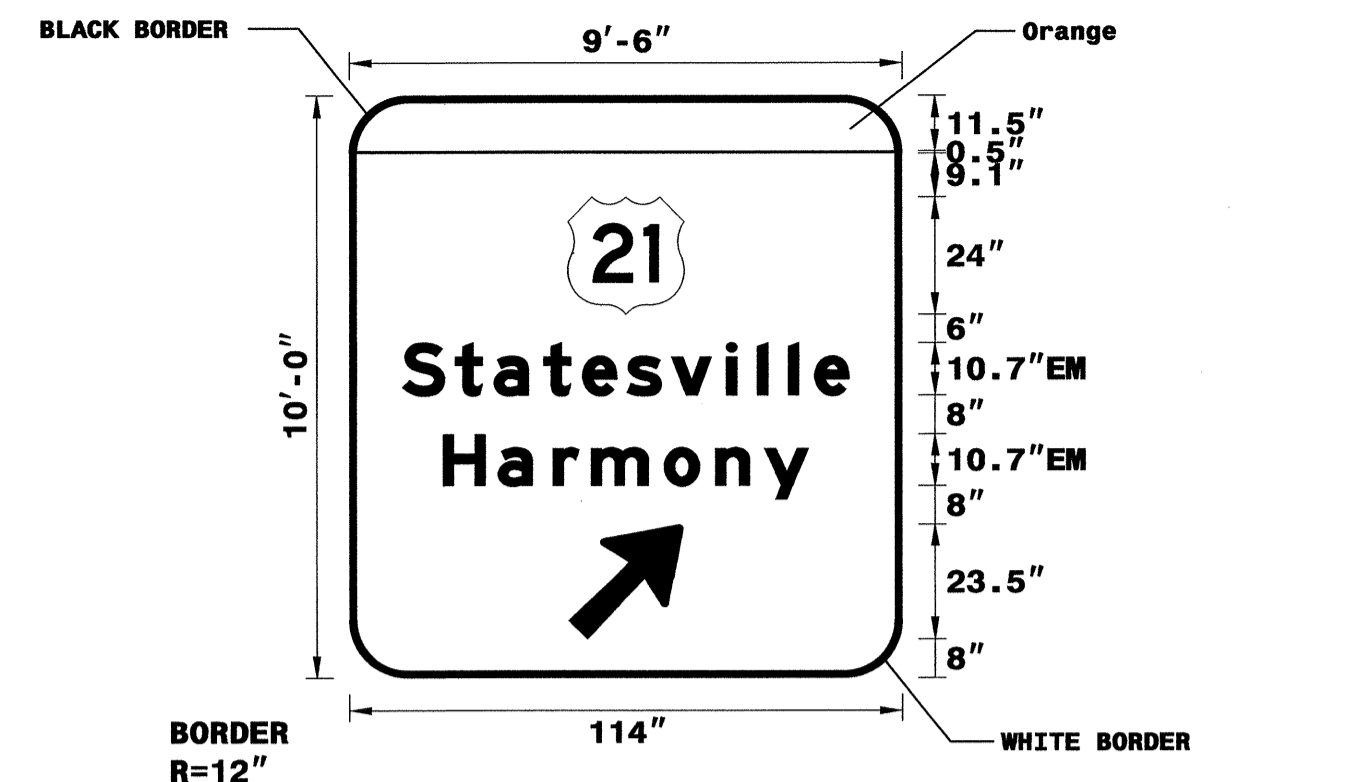
Series/Size	Text Length
E 2000	40
EM 2000	51.2

FILENAME: I-3819A_TC_Temp_Sign_Designs

SIGN NUMBER: T103, T107A
 TYPE: A
 QUANTITY: 2
 SIGN WIDTH: 9'-6"
 HEIGHT: 10'-0"
 TOTAL AREA: 95.0 Sq.Ft.
 BORDER TYPE: FLUSH
 RECESS: 0"
 WIDTH: 1.5"
 RADII: 12"
 NO. Z BARS: 3
 LENGTH: 106.0

SYMBOL	X	Y	WID	HT
M1_4	45	74.9	24	24
ARMED	45.2	8	19.2	30.2

DESIGN BY: JGM
 PROJECT ID: I-3819A
 CHECKED BY: JGM
 DIV: 12
 DATE: Dec 16, 2010



USE NOTES:
 1. Legend and border (except those that are colored black) shall be direct applied Grade C sheeting.
 2. Background shall be Grade C reflective sheeting.
 3. Shields; A, B, and C type arrows shall be on 0.032" (0.8mm) aluminum and demountable.

LETTER POSITIONS

Letter spacings are to start of next letter

Series/Size	Text Length
EM 2000	92.1
EM 2000	75.3

FILENAME: I-3819A_TC_Temp_Sign_Designs

TIP NO. I-3819A SHEET NO. SIGN-T4

APPROVED: *[Signature]*

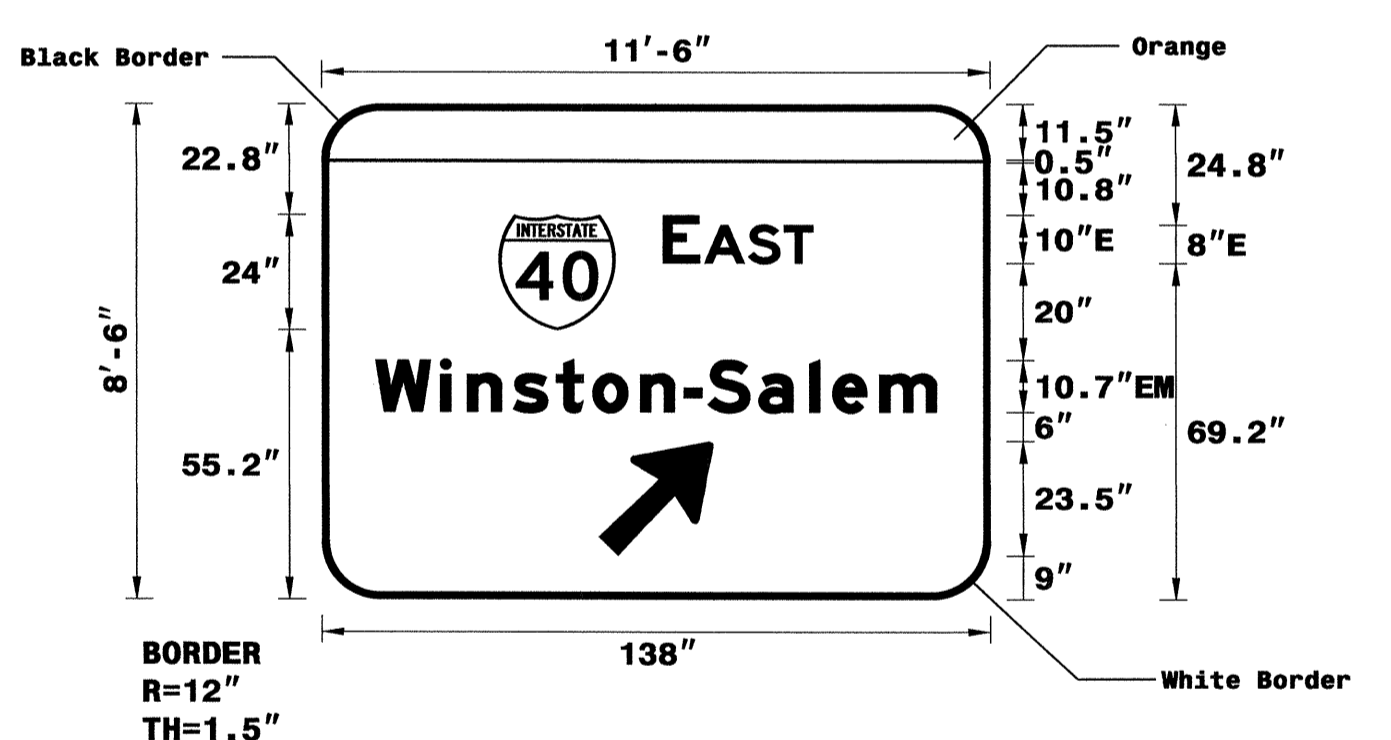
DATE: 12-29-10

SEAL

SIGN NUMBER: T102
 TYPE: A
 QUANTITY: 1
 SIGN WIDTH: 11'-6"
 HEIGHT: 8'-6"
 TOTAL AREA: 97.8 Sq.Ft.
 BORDER TYPE: FLUSH
 RECESS: 0"
 WIDTH: 1.5"
 RADII: 12"
 NO. Z BARS: 3
 LENGTH: 130.0

SYMBOL	X	Y	WID	HT
M1_1	36.5	55.2	24	24
ARMED	57.2	9	19.2	30.2

DESIGN BY: JGM
 PROJECT ID: I-3819A
 CHECKED BY: JGM
 DIV: 12
 DATE: Dec 16, 2010



USE NOTES:
 1. Legend and border (except those that are colored black) shall be direct applied Grade C sheeting.
 2. Background shall be Grade C reflective sheeting.
 3. Shields; A, B, and C type arrows shall be on 0.032" (0.8mm) aluminum and demountable.

LETTER POSITIONS

Letter spacings are to start of next letter

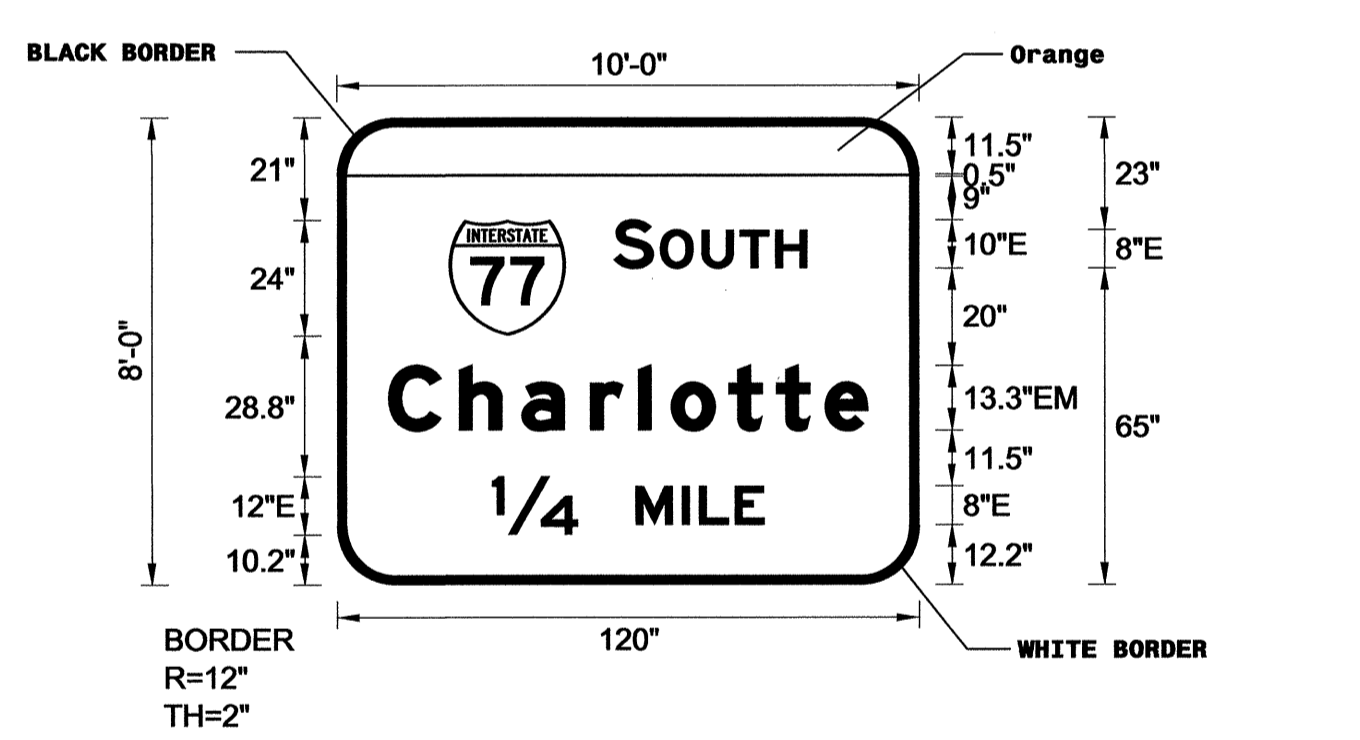
Series/Size	Text Length
E 2000	30.9
EM 2000	115.8

FILENAME: I-3819A_TC_Temp_Sign_Designs

SIGN NUMBER: T104A
 TYPE: A
 QUANTITY: 1
 SIGN WIDTH: 10'-0"
 HEIGHT: 8'-0"
 TOTAL AREA: 80.0 Sq.Ft.
 BORDER TYPE: FLUSH
 RECESS: 0"
 WIDTH: 2"
 RADII: 12"
 NO. Z BARS: 3
 LENGTH: 112.0

SYMBOL	X	Y	WID	HT
M1_1	23.1	51	24	24

DESIGN BY: JGM
 PROJECT ID: I-3819A
 CHECKED BY: JGM
 DIV: 12
 DATE: Dec 16, 2010



USE NOTES:
 1. Legend and border (except those that are colored black) shall be direct applied Grade C sheeting.
 2. Background shall be Grade C reflective sheeting.
 3. Shields; A, B, and C type arrows shall be on 0.032" (0.8mm) aluminum and demountable.

LETTER POSITIONS

Letter spacings are to start of next letter

Series/Size	Text Length
E 2000	39.8
EM 2000	98.8
E 2000	56.1

FILENAME: I-3819A_TC_Temp_Sign_Designs

SIGN DESIGNS


28-DEC-2010 08:25
 P:\pp\projects\I-3819A\Teffic\Signing\CADD\TC_Temp_signs\I-3819A_TC_Temp_Dtues.dgn
 Jgmar-tinez
 12/24/2010

SIGN NUMBER: T104B, T105B
 TYPE: B
 QUANTITY: 2
 SIGN WIDTH: 10'-0"
 HEIGHT: 2'-0"
 TOTAL AREA: 20.0 Sq.Ft.
 BORDER TYPE: FLUSH
 RECESS: 0"
 WIDTH: 1.5"
 RADII: 3"
 NO. Z BARS: 2
 LENGTH: 112.0

BACKG COLOR: Yellow
 COPY COLOR: Black

SYMBOL	X	Y	WID	HT

DESIGN BY: JGM
 PROJECT ID: I-3819A
 CHECKED BY: DIV: 12
 DATE: Dec 17, 2010



Spacing Factor is 1 unless specified otherwise

- USE NOTES: 1,2
- Legend and border(except those that are colored black) shall be direct applied Grade C sheeting.
 - Background shall be Grade C reflective sheeting.
 - Shields; A, B, and C type arrows shall be on 0.032" (0.8mm) aluminum and demountable.

LETTER POSITIONS

Letter spacings are to start of next letter											Series/Size Text Length	
R	I	G	H	T	L	A	N	E			E 2000	
7.4	11.6	4.4	11.9	11.4	9	12	9.8	13.9	12.2	9	7.4	105.1

FILENAME: I-3819A_TC_Temp_Sign_Designs

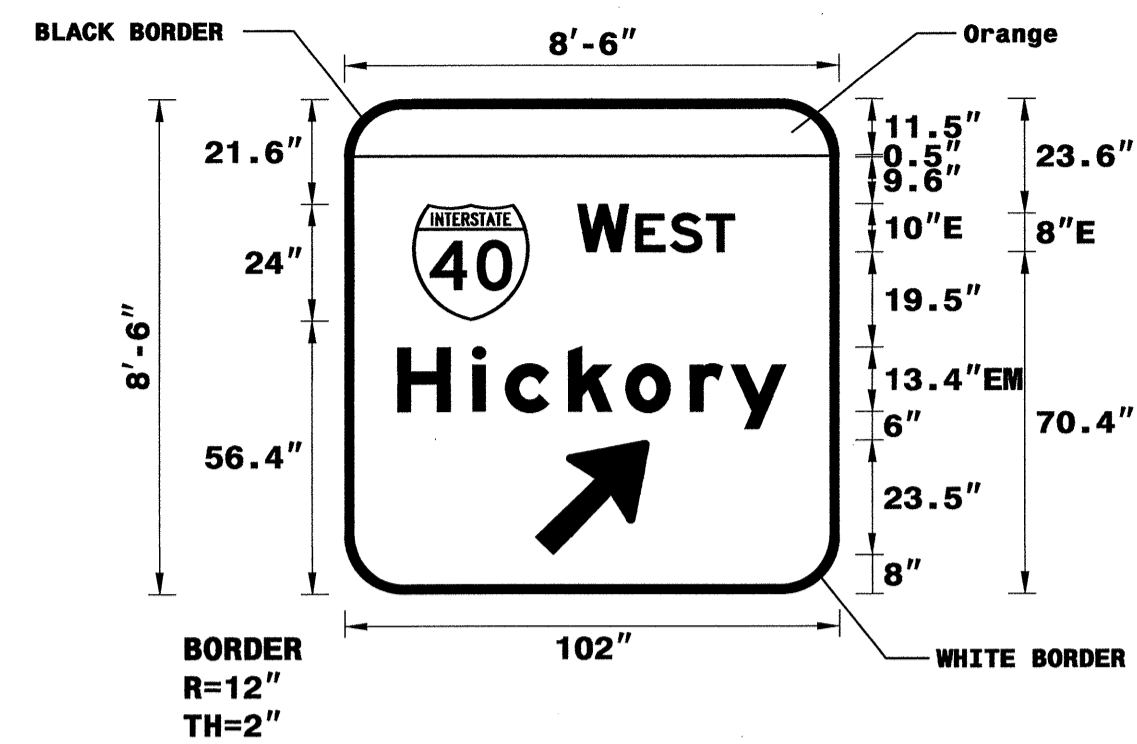
NORTH CAROLINA D.O.T. SIGN DETAIL

SIGN NUMBER: T106
 TYPE: A
 QUANTITY: 1
 SIGN WIDTH: 8'-6"
 HEIGHT: 8'-6"
 TOTAL AREA: 72.3 Sq.Ft.
 BORDER TYPE: FLUSH
 RECESS: 0"
 WIDTH: 2"
 RADII: 12"
 NO. Z BARS: 3
 LENGTH: 94.0

BACKG COLOR: Green/Orange
 COPY COLOR: White

SYMBOL	X	Y	WID	HT
M1_1	14	56.4	24	24
ARMED	39.2	8	19.2	30.2

DESIGN BY: JGM
 PROJECT ID: I-3819A
 CHECKED BY: DIV: 12
 DATE: Dec 28, 2010



Panel Style: TC 3045 design: 301
 M.U.T.C.D.: 2003 Edition

- USE NOTES:
- Legend and border(except those that are colored black) shall be direct applied Grade C sheeting.
 - Background shall be Grade C reflective sheeting.
 - Shields; A, B, and C type arrows shall be on 0.032" (0.8mm) aluminum and demountable.

LETTER POSITIONS

Letter spacings are to start of next letter											Series/Size Text Length
W	E	S	T								E 2000
48	10.6	1.4	7.1	7.4	6	21.5					32.5
H	i	c	k	o	r	y					EM 2000
10.9	15.4	6.8	13	11.8	13.3	8.4	11.4	10.9			80.1

FILENAME: I-3819A_TC_Temp_Sign_Designs

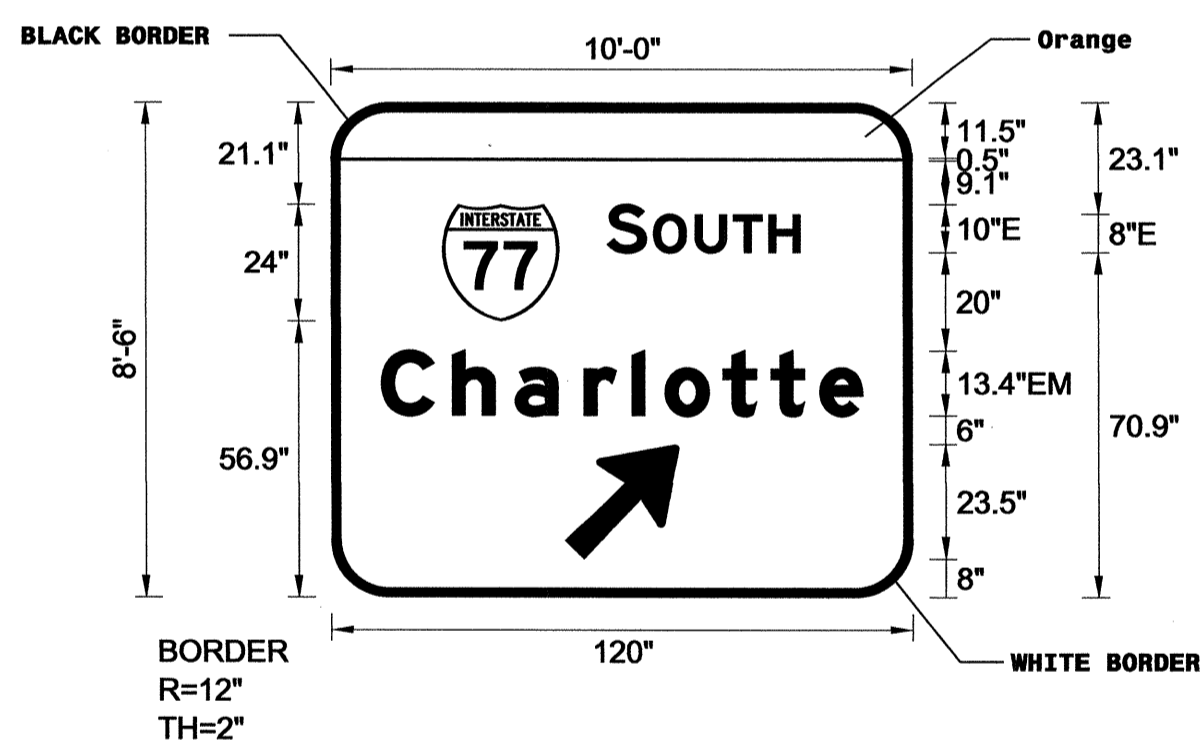
NORTH CAROLINA D.O.T. SIGN DETAIL

SIGN NUMBER: T105A
 TYPE: A
 QUANTITY: 1
 SIGN WIDTH: 10'-0"
 HEIGHT: 8'-6"
 TOTAL AREA: 85.0 Sq.Ft.
 BORDER TYPE: FLUSH
 RECESS: 0"
 WIDTH: 2"
 RADII: 12"
 NO. Z BARS: 3
 LENGTH: 112.0

BACKG COLOR: Green/Orange
 COPY COLOR: White

SYMBOL	X	Y	WID	HT
M1_1	23	56.9	24	24
ARMED	48.2	8	19.2	30.2

DESIGN BY: JGM
 PROJECT ID: I-3819A
 CHECKED BY: DIV: 12
 DATE: Dec 28, 2010



Spacing Factor is 1 unless specified otherwise

- USE NOTES:
- Legend and border(except those that are colored black) shall be direct applied Grade C sheeting.
 - Background shall be Grade C reflective sheeting.
 - Shields; A, B, and C type arrows shall be on 0.032" (0.8mm) aluminum and demountable.

LETTER POSITIONS

Letter spacings are to start of next letter											Series/Size Text Length
S	O	U	T	H							E 2000
57	8.1	1.5	8.6	7.8	7.4	6.5	23.1				39.8
C	h	a	r	l	o	t	t	e			EM 2000
10.4	14.6	13	14.2	9.9	6.8	11.9	9.9	10.1	8.8	10.4	99.3

FILENAME: I-3819A_TC_Temp_Sign_Designs

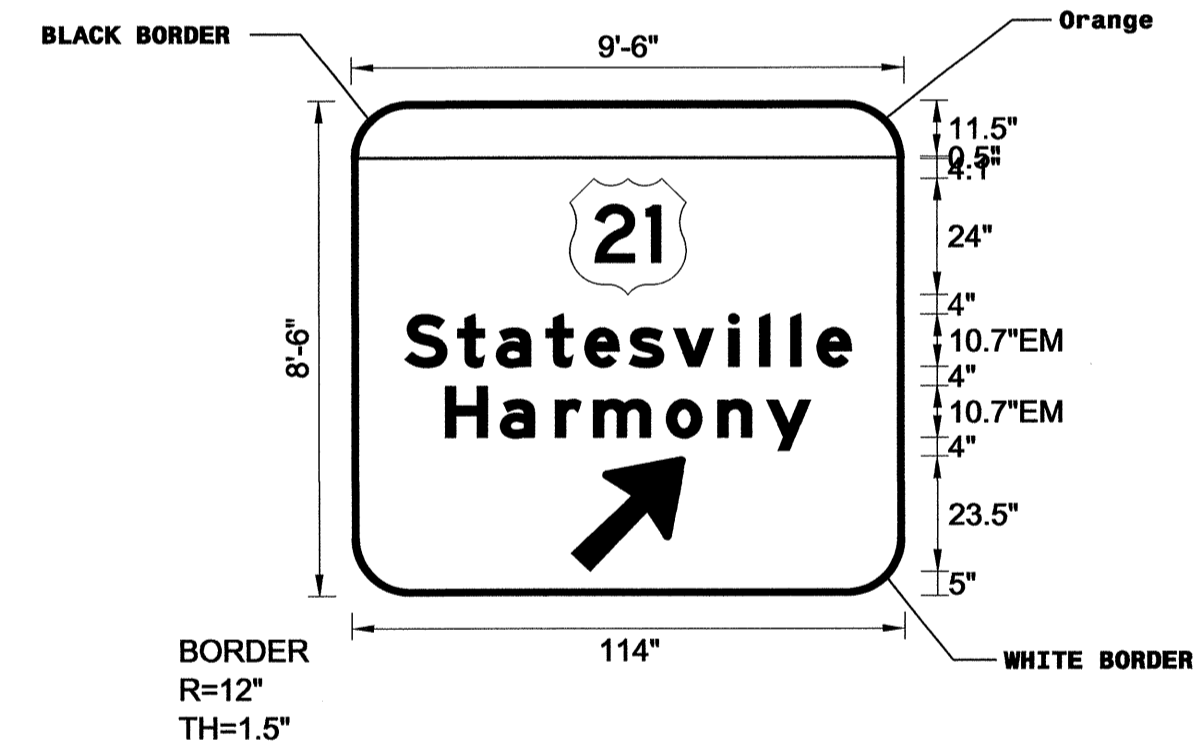
NORTH CAROLINA D.O.T. SIGN DETAIL

SIGN NUMBER: T107A
 TYPE: A
 QUANTITY: 1
 SIGN WIDTH: 9'-6"
 HEIGHT: 8'-6"
 TOTAL AREA: 80.8 Sq.Ft.
 BORDER TYPE: FLUSH
 RECESS: 0"
 WIDTH: 1.5"
 RADII: 12"
 NO. Z BARS: 3
 LENGTH: 106.0

BACKG COLOR: Green/Orange
 COPY COLOR: White

SYMBOL	X	Y	WID	HT
M1_4	45	61.9	24	24
ARMED	45.2	5	19.2	30.2

DESIGN BY: JGM
 PROJECT ID: I-3819A
 CHECKED BY: DIV: 12
 DATE: Dec 28, 2010



Spacing Factor is 1 unless specified otherwise

- USE NOTES:
- Legend and border(except those that are colored black) shall be direct applied Grade C sheeting.
 - Background shall be Grade C reflective sheeting.
 - Shields; A, B, and C type arrows shall be on 0.032" (0.8mm) aluminum and demountable.

LETTER POSITIONS


Letter spacings are to start of next letter											Series/Size Text Length		
S	t	a	t	e	s	v	i	l	l	e	EM 2000		
11	10.9	8	10.2	8	9.2	9.2	11.3	6.4	6.4	5.4	7	11	92.1
H	a	r	m	o	n	y							EM 2000
19.3	11.3	11.3	7.9	15	10.6	10.1	9.1	19.3					75.3

FILENAME: I-3819A_TC_Temp_Sign_Designs

NORTH CAROLINA D.O.T. SIGN DETAIL

TIP NO. I-3819A
 SHEET NO. SIGN-T4A

APPROVED: *[Signature]*
 DATE: 12-29-10



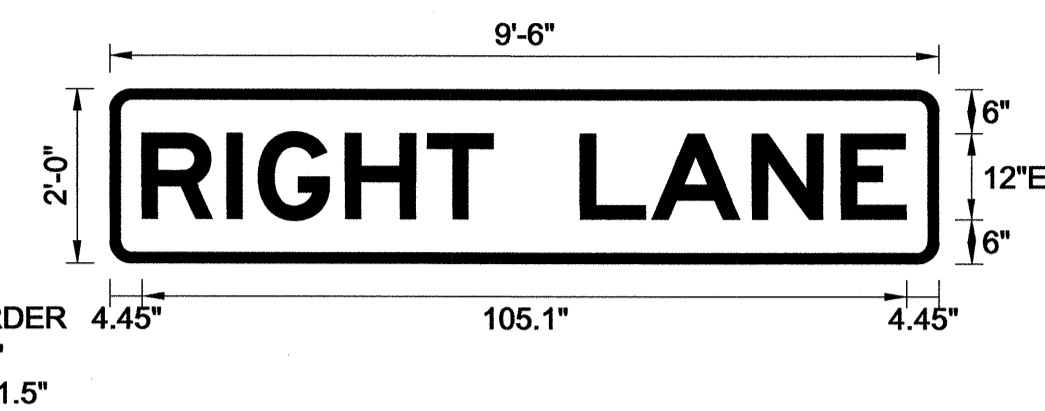
28-DEC-2010 08:25
 P:\Projects\3819A\Teffic\Signing\CADD\TC_Temp_Signs\I-3819A_TC_Temp_0ttes.dgn
 Jgmar_tinez
 12/24/2010

SIGN NUMBER: T107B, T108B BACKG COLOR: Yellow
 TYPE: B COPY COLOR: Black

SYMBOL	X	Y	WID	HT

QUANTITY: 2
 SIGN WIDTH: 9'-6"
 HEIGHT: 2'-0"
 TOTAL AREA: 19.0 Sq.Ft.
 BORDER TYPE: FLUSH
 RECESS: 0"
 WIDTH: 1.5"
 RADII: 3"
 NO. Z BARS: 2 MAT'L: 0.125" (3.2 mm) ALUMINUM
 LENGTH: 106.0

DESIGN BY: JGM CHECKED BY:
 PROJECT ID: I-3819A DIV: 12 DATE: Dec 17, 2010



- USE NOTES: 1, 2
1. Legend and border (except those that are colored black) shall be direct applied Grade C sheeting.
 2. Background shall be Grade C reflective sheeting.
 3. Shields; A, B, and C type arrows shall be on 0.032" (0.8mm) aluminum and demountable.

TIP NO. I-3819A	SHEET NO. SIGN-T4B
APPROVED: <i>[Signature]</i>	
DATE: 12-29-10	

LETTER POSITIONS

Letter spacings are to start of next letter

	R	I	G	H	T	L	A	N	E			Series/Size	
	4.4	11.6	4.4	11.9	11.4	9	12	9.8	13.9	12.2	9	4.4	E 2000
													105.1

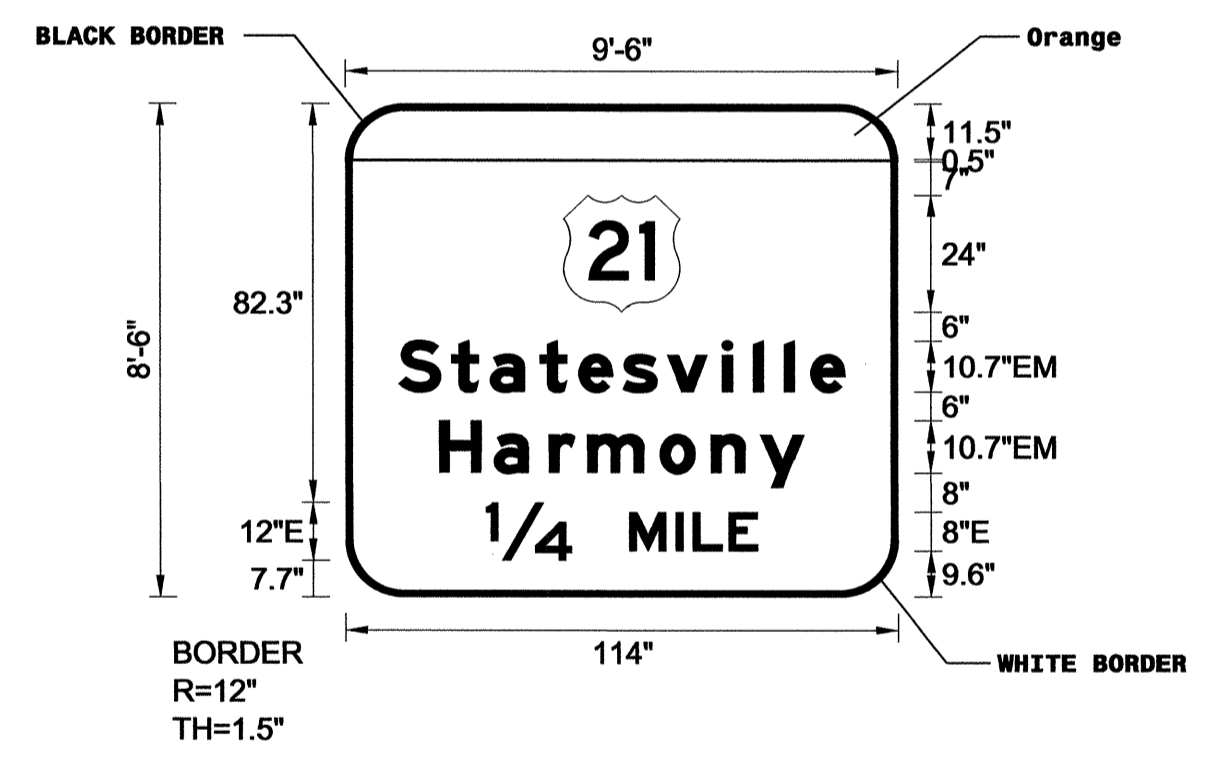
FILENAME: I-3819A_TC_Temp_Sign_Designs NORTH CAROLINA D.O.T. SIGN DETAIL

SIGN NUMBER: T108A BACKG COLOR: Green/Orange
 TYPE: A COPY COLOR: White

SYMBOL	X	Y	WID	HT
M1_4	45	59	24	24

QUANTITY: 1
 SIGN WIDTH: 9'-6"
 HEIGHT: 8'-6"
 TOTAL AREA: 80.8 Sq.Ft.
 BORDER TYPE: FLUSH
 RECESS: 0"
 WIDTH: 1.5"
 RADII: 12"
 NO. Z BARS: 3 MAT'L: 0.125" (3.2 mm) ALUMINUM
 LENGTH: 106.0

DESIGN BY: JGM CHECKED BY:
 PROJECT ID: I-3819A DIV: 12 DATE: Dec 28, 2010



- USE NOTES:
1. Legend and border (except those that are colored black) shall be direct applied Grade C sheeting.
 2. Background shall be Grade C reflective sheeting.
 3. Shields; A, B, and C type arrows shall be on 0.032" (0.8mm) aluminum and demountable.

LETTER POSITIONS

Letter spacings are to start of next letter

	S	t	a	t	e	s	v	i	l	l	e		Series/Size	
	11	10.9	8	10.2	8	9.2	9.2	11.3	6.4	6.4	5.4	7	11	EM 2000
														92.1
	19.3	11.3	11.3	7.9	15	10.6	10.1	9.1	19.3					EM 2000
														75.3
	1/4		M	I	L	E								E 2000
	29	17.6	12	9.6	3.5	7.4	6	29						56.1

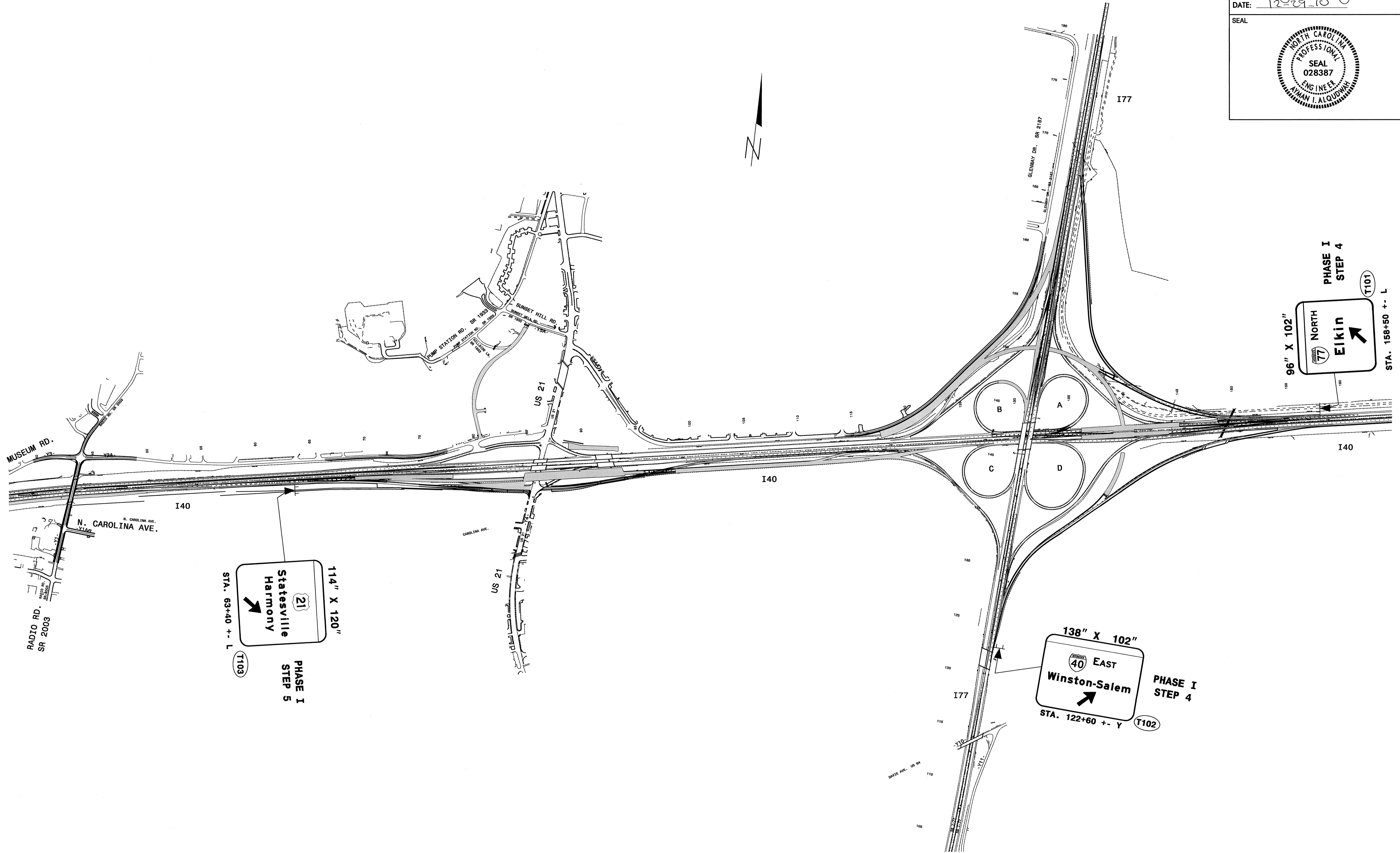
FILENAME: I-3819A_TC_Temp_Sign_Designs NORTH CAROLINA D.O.T. SIGN DETAIL

SIGN DESIGNS

28-DEC-2010 08:26 P:\FP_collections\I-3819A\Tc\Office\Signing\CADD\TC_Temp_signs\I-3819A_TC_Temp_Designs.dgn JGmer:mez

TIP NO. I-3819A	SHEET NO. SIGN-T5
APPROVED: <i>[Signature]</i>	
DATE: 12-29-10	
SEAL	

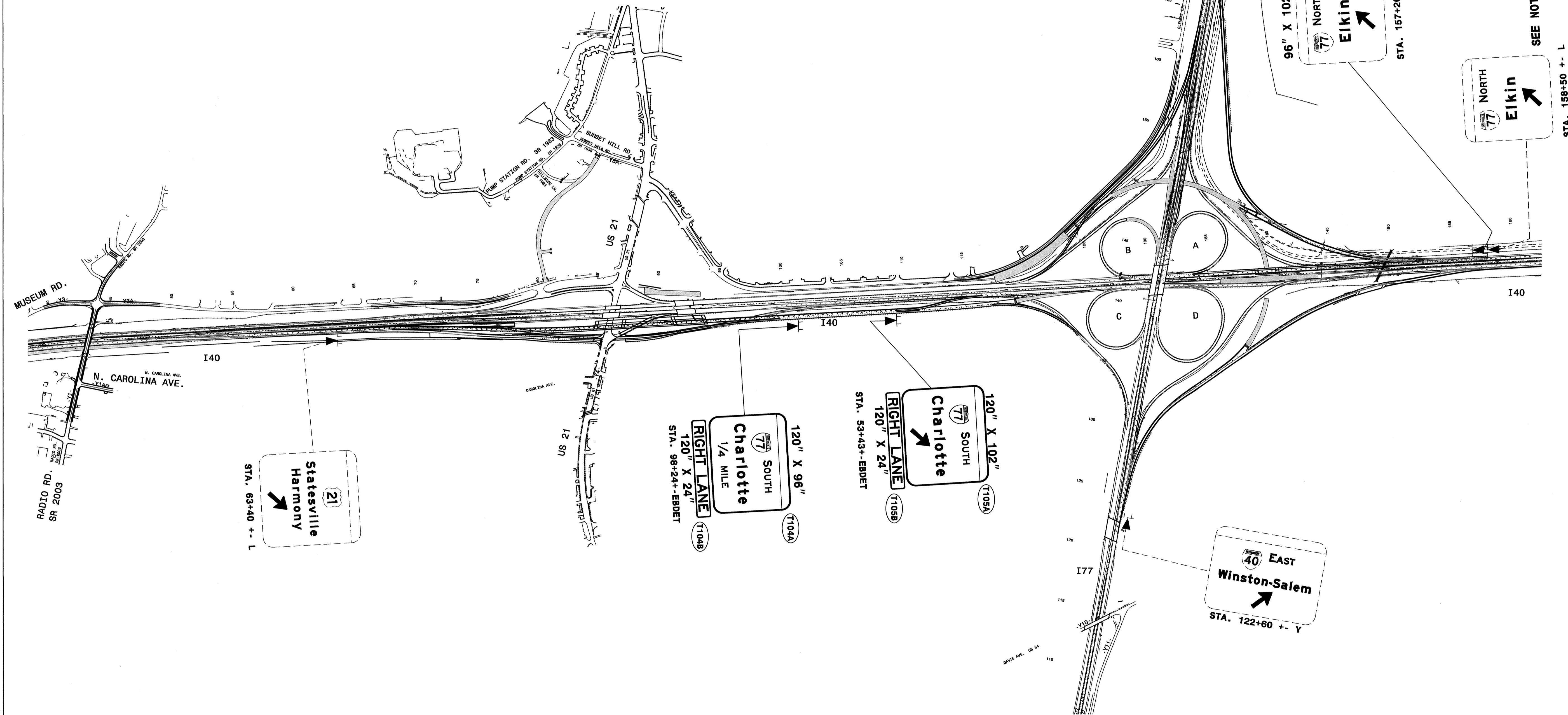

28-DEC-2010 09:05
 P:\Projects\I-3819A\Traffic\Signing\CADD\TC_Temp_Signs\I-3819A_TC_PhaseI_Step6_Temp_Signs.dgn
 Jgmar-tinez AT 1E247795



**TEMPORARY SIGNS
PHASE I, STEPS 4&5**

TIP NO. I-3819A SHEET NO. SIGN-T5A

APPROVED: *[Signature]*
DATE: 12-29-10



102" X 102"
WEST
HICKORY
T106
STA. 167+10 +- Y

96" X 102"
NORTH
Elkin
T107
STA. 157+20 +- L

96" X 102"
NORTH
Elkin
T107
STA. 158+50 +- L

SEE NOTES A & C

21
Statesville
Harmony
T104B
STA. 63+40 +- L

120" X 96"
SOUTH
Charlotte
1/4 MILE
RIGHT LANE
T104A
STA. 98+24+-EBDET

120" X 102"
SOUTH
Charlotte
RIGHT LANE
T105B
STA. 53+43+-EBDET

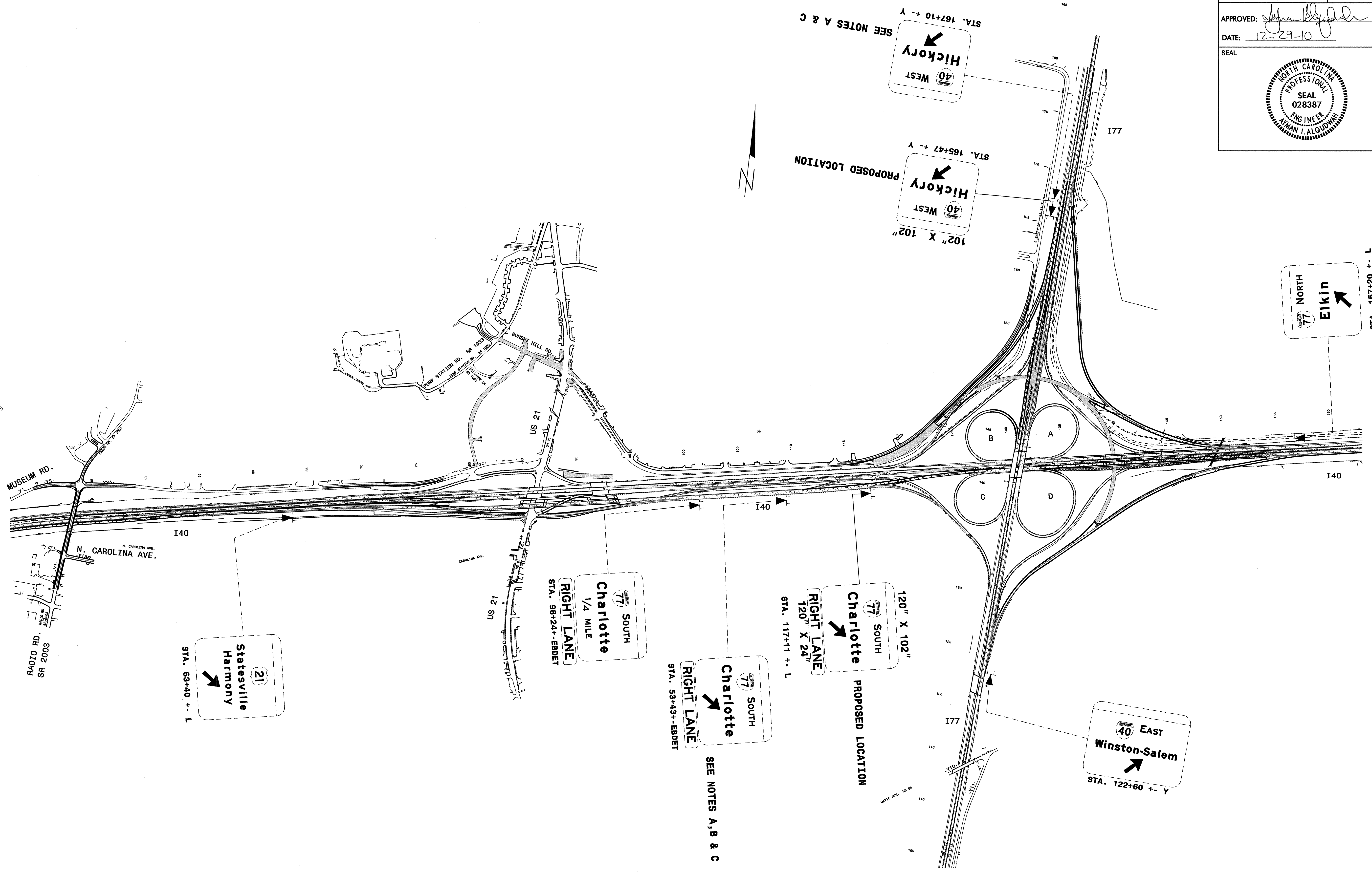
120" X 24"
RIGHT LANE
T105A
STA. 122+60 +- Y

40 EAST
Winston-Salem
T105C
STA. 122+60 +- Y

**TEMPORARY SIGNS
PHASE I, STEP 6**

29-DEC-2010 08:50 P:\pccollect\13819A\I-40\I-40_Plane1_Temp_Signs.dgn Jsmartinez AT 12/24/10

TIP NO. I-3819A	SHEET NO. SIGN-T5B
APPROVED: <i>[Signature]</i>	
DATE: 12-29-10	
SEAL	

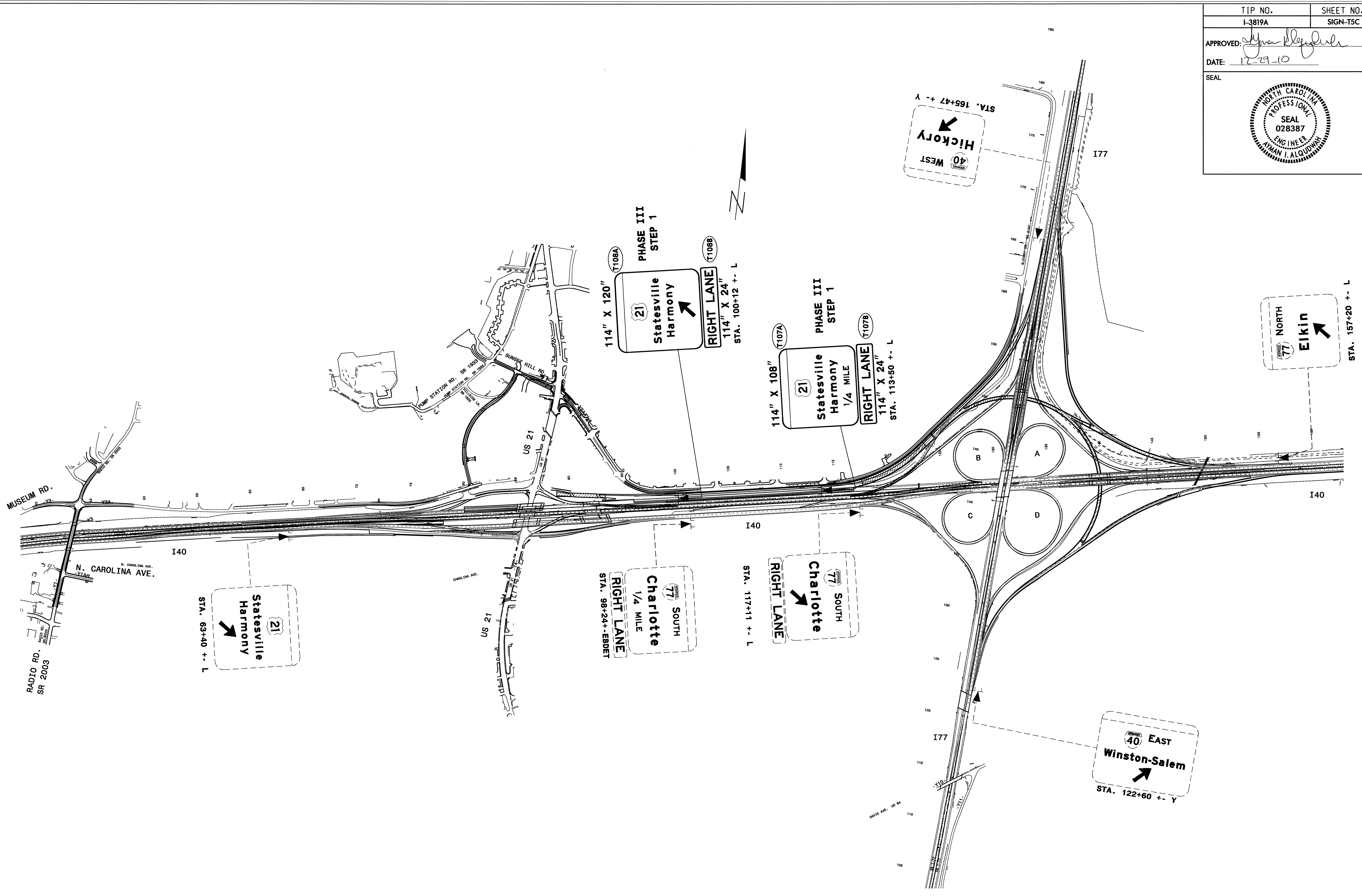


**TEMPORARY SIGNS
PHASE II**

29-DEC-2010 08:32
 F:\Projects\3819A\Traffic\Signing\CADD\TC_Temp_Signs.dgn
 Jgmarbnezz AT TE247795

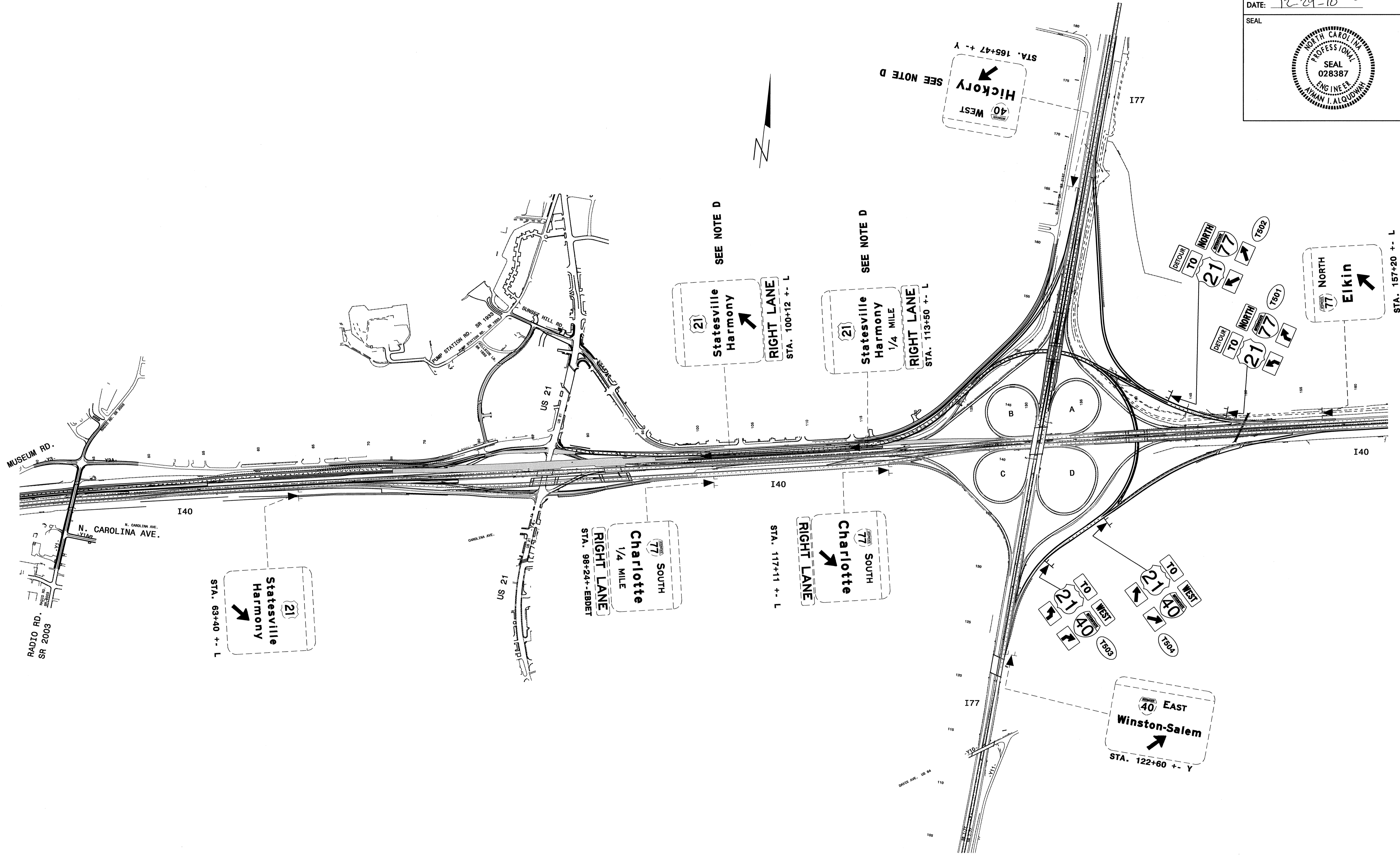
TIP NO. I-3819A	SHEET NO. SIGN-T5C
APPROVED: <i>[Signature]</i>	
DATE: 12-29-10	
SEAL	

28-DEC-2010 09:40
 F:\TIP-Projects-1\3819A\Traffic\Signing\CADD\TC_PhaseIII_Step3_Temp_Signs.dgn
 Jgmar-tinez AT 12/29/10



**TEMPORARY SIGNS
PHASE III, STEPS 1&2**

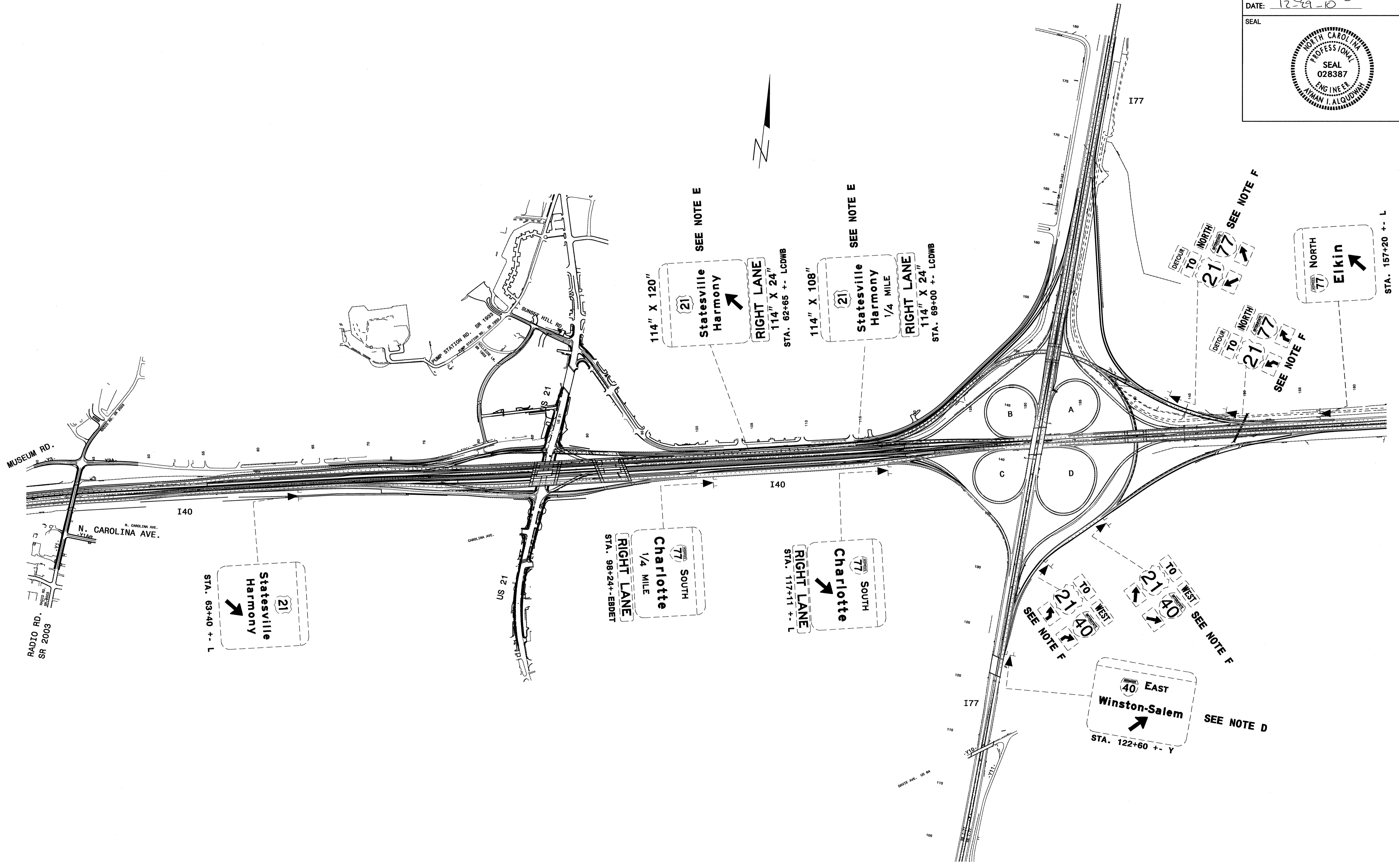
TIP NO. I-3819A	SHEET NO. SIGN-T5D
APPROVED: <i>[Signature]</i>	
DATE: 12-29-10	
SEAL	



**TEMPORARY SIGNS
PHASE III, STEP 3**

28-DEC-2010 08:38
 F:\Projects\13819A\Ic\offic\Signing\CADD\TC Temp signs\I-3819A_TC_PhaseIII_Step3_Temp_Signs.dgn
 Jgmer-trnez AT 12/24/10

TIP NO. I-3819A	SHEET NO. SIGN-T5E
APPROVED: <i>[Signature]</i>	
DATE: 12-9-10	
SEAL	

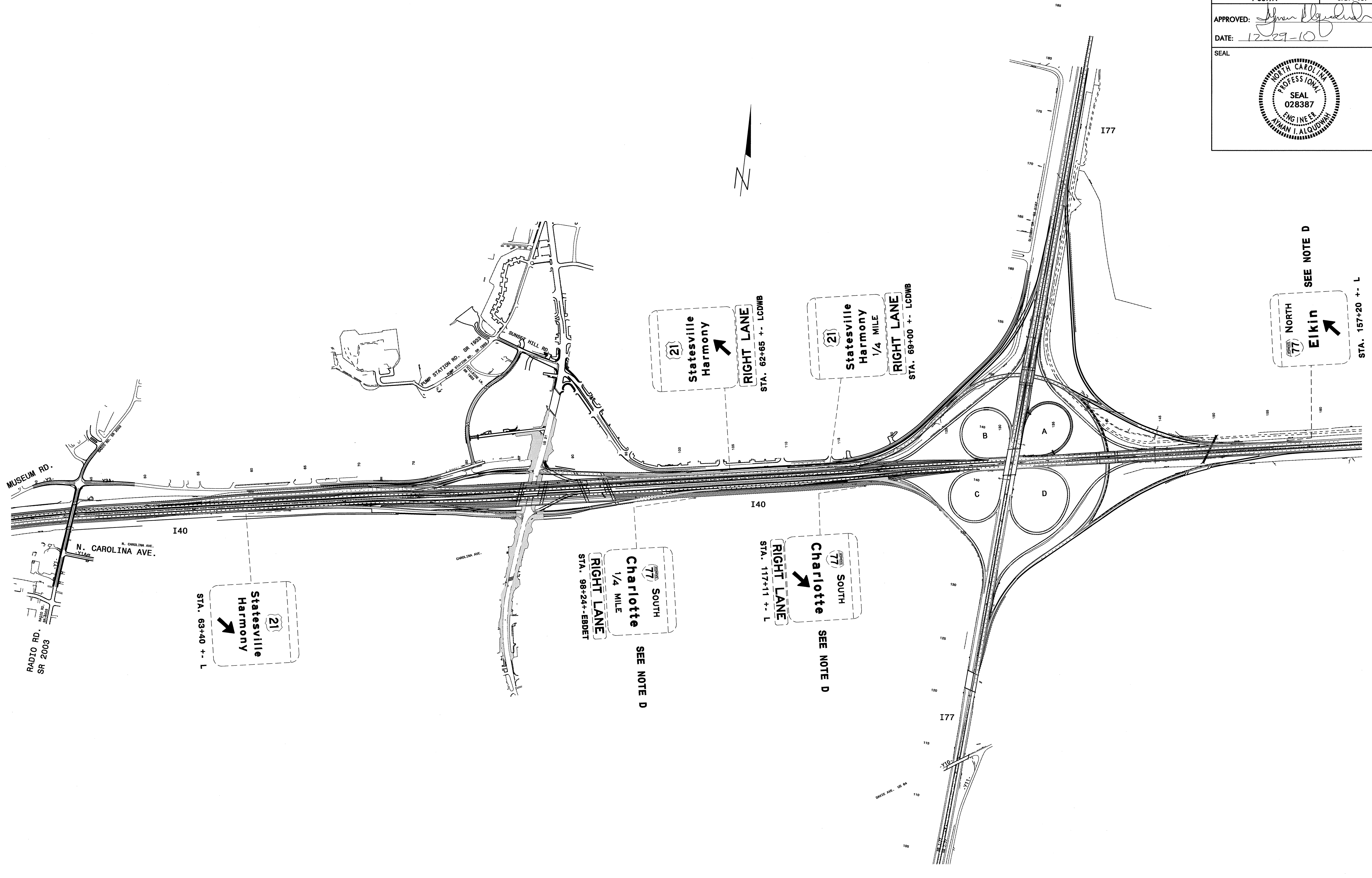


**TEMPORARY SIGNS
PHASE IV**

29-DEC-2010 08:40
 F:\TIP-Projects\I-3819A\Traffic\Signing\CADD\TC_Temp_Signs\I-3819A_TC_PhaseIV_Temp_Signs.dgn
 jgmar-tmezz AT 12/24/10

TIP NO. I-3819A	SHEET NO. SIGN-T5F
APPROVED: <i>[Signature]</i>	
DATE: 12-29-10	
SEAL	

29-DEC-2010 09:43
 F:\Projects\3819A\Traffic\Signing\CADD\TC_Temp_Signs.dgn
 Jgmar-tmez AT 12/29/10



**TEMPORARY SIGNS
PHASE V, STEP 1**