

TIP NO.	SHEET NO.
U-3326A/B	PMP-1
APPROVED: <i>[Signature]</i>	
DATE: 9/1/11	
SEAL	

**STATE OF NORTH CAROLINA  
DEPARTMENT OF TRANSPORTATION**

**PAVEMENT MARKING PLAN  
ROCKINGHAM COUNTY**  
LOCATION: REIDSVILLE - US 29 BUS (FREEWAY DR) FROM  
SOUTHERN LOOP TO NC 14

**T.I.P.: U-3326A/B**

**CONTRACT: C202652**

**ROADWAY STANDARD DRAWING**

THE FOLLOWING ROADWAY STANDARDS AS APPEAR IN "ROADWAY STANDARD DRAWINGS" - PROJECT SERVICES UNIT - N.C. DEPARTMENT OF TRANSPORTATION - RALEIGH, N.C., DATED JULY 2006 ARE APPLICABLE TO THIS PROJECT AND BY REFERENCE HEREBY ARE CONSIDERED A PART OF THESE PLANS:

STD. NO.	TITLE
1205.01	PAVEMENT MARKINGS - LINE TYPES AND OFFSETS
1205.02	PAVEMENT MARKINGS - 2 LANE AND MULTILANE ROADWAYS
1205.03	PAVEMENT MARKINGS - INTERCHANGES
1205.04	PAVEMENT MARKINGS - INTERSECTIONS
1205.05	PAVEMENT MARKINGS - TURN LANES
1205.06	PAVEMENT MARKINGS - THRU LANE DROPS
1205.07	PAVEMENT MARKINGS - PEDESTRIAN CROSSINGS
1205.08	PAVEMENT MARKINGS - SYMBOL AND WORD MESSAGES
1205.09	PAVEMENT MARKINGS - PAINTED ISLANDS
1205.10	PAVEMENT MARKINGS - SCHOOL AREAS
1205.12	PAVEMENT MARKINGS - BRIDGES
1250.01	PAVEMENT MARKER SPACING
1251.01	RAISED PAVEMENT MARKERS - TEMPORARY AND PERMANENT
1253.01	SNOWPLOWABLE RAISED PAVEMENT MARKERS
1261.01	GUARDRAIL AND BARRIER DELINEATOR SPACING
1261.02	GUARDRAIL AND BARRIER DELINEATOR TYPES
1262.01	GUARDRAIL END DELINEATION

**PAVEMENT MARKING SCHEDULE**

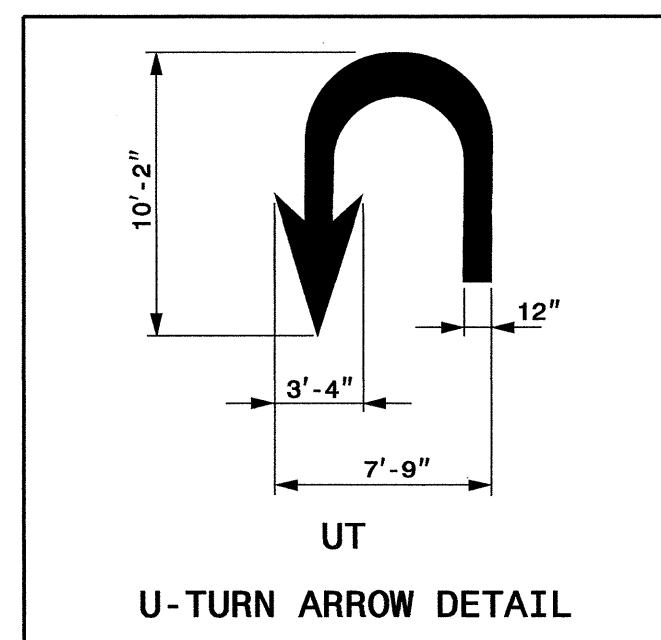
SYMBOL	DESCRIPTION
THERMOPLASTIC(12", 90 MILS)	
TY	WHITE GORELINE
THERMOPLASTIC(24", 120 MILS)	
T2	WHITE STOPBAR
THERMOPLASTIC(4", 120 MILS)	
T8	2 FT. - 8 FT./SP WHITE MINISKIP
TC	10 FT. WHITE SKIP
TD	2 FT. - 13 FT./SP WHITE MINISKIP
TE	WHITE SOLID LANE LINE
TF	10 FT. YELLOW SKIP
TH	YELLOW SINGLE CENTER
TI	YELLOW DOUBLE CENTER
THERMOPLASTIC(4", 90 MILS)	
TA	WHITE EDGELINE
TB	YELLOW EDGELINE
THERMOPLASTIC(8", 120 MILS)	
TV	WHITE CROSSWALK LINE
THERMOPLASTIC(8", 90 MILS)	
TP	WHITE GORELINE
TQ	WHITE DIAGONAL
TT	YELLOW DIAGONAL
COLD APPLIED PLASTIC(8")	
CV	YELLOW DIAGONAL
COLD APPLIED PLASTIC(4")	
CA	WHITE EDGELINE
CC	10 FT. WHITE SKIP
CD	2 FT. - 13 FT./SP WHITE MINISKIP
CE	WHITE SOLID LANE LINE
CI	YELLOW DOUBLE CENTER
THERMOPLASTICPAVEMENT MARKING CHARACTER (120 MILS)	
UI	ALPHANUMERIC CHAR.
THERMOPLASTICPAVEMENT MARKING SYMBOLS (90 MILS)	
UA	LEFT TURN ARROW
UB	RIGHT TURN ARROW
UC	STRAIGHT ARROW
UD	COMBO. STRAIGHT/LEFT
UE	COMBO. STRAIGHT/RIGHT
UN	24" YIELD LINE TRIANGLE
UT	U-TURN ARROW
PAVEMENT MARKERS (PERMANENT)	
MB	CRYSTAL AND RED
ME	YELLOW AND YELLOW

**GENERAL NOTES**

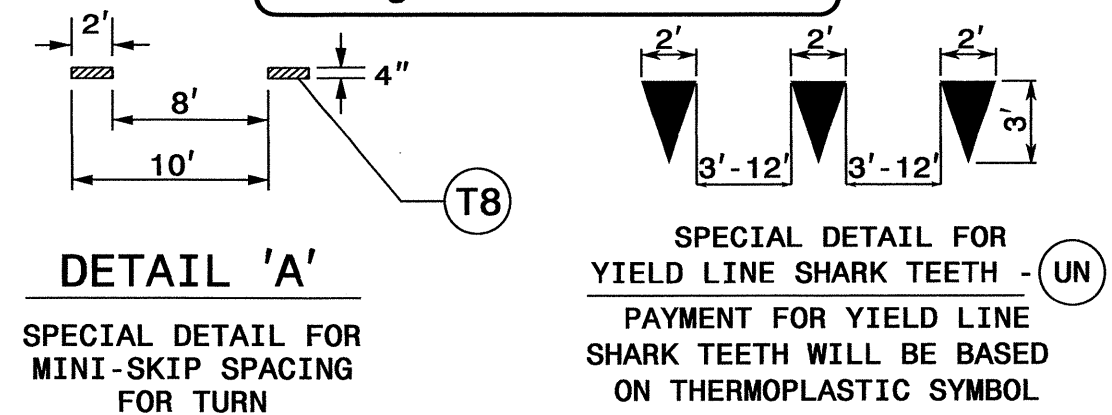
THE FOLLOWING GENERAL NOTES APPLY AT ALL TIMES FOR THE DURATION OF THE CONSTRUCTION PROJECT, EXCEPT WHEN OTHERWISE NOTED IN THE PLAN, OR DIRECTED BY THE ENGINEER.

- A) INSTALL PAVEMENT MARKINGS AND PAVEMENT MARKERS ON THE FINAL SURFACE AS FOLLOWS:

ROAD NAME	MARKING	MARKER
FREEWAY DR	THERMOPLASTIC	SNOWPLOWABLE
BRIDGE SURFACES	COLD APPLIED PLASTIC	RAISED
- B) TIE PROPOSED PAVEMENT MARKING LINES TO EXISTING PAVEMENT MARKING LINES.
- C) REMOVE/REPLACE ANY CONFLICTING/DAMAGED PAVEMENT MARKINGS AND MARKERS.
- D) PASSING ZONES WILL BE DETERMINED IN THE FIELD AND MUST BE APPROVED BY THE ENGINEER.
- E) STOPBAR LOCATION AT NON-SIGNALIZED INTERSECTIONS MAY BE ADJUSTED AS DIRECTED BY THE ENGINEER.
- F) REMOVE ALL RESIDUE AND SURFACE LAITANCE BY ACCEPTABLE METHODS ON THE BRIDGE DECK(S) PRIOR TO PLACING (COLD APPLIED PLASTIC) PAVEMENT MARKING.



**PROJECT DETAILS**



\* MARKING SYMBOLS ON BRIDGE SHALL BE COLD APPLIED PLASTIC


**INDEX**

SHEET NO.	DESCRIPTION
PMP-1	PAVEMENT MARKING PLAN TITLE AND SCHEDULE SHEET
PMP-1A	CROSSWALK AND STOPBAR DETAIL
PMP-2-27	PAVEMENT MARKING DETAIL

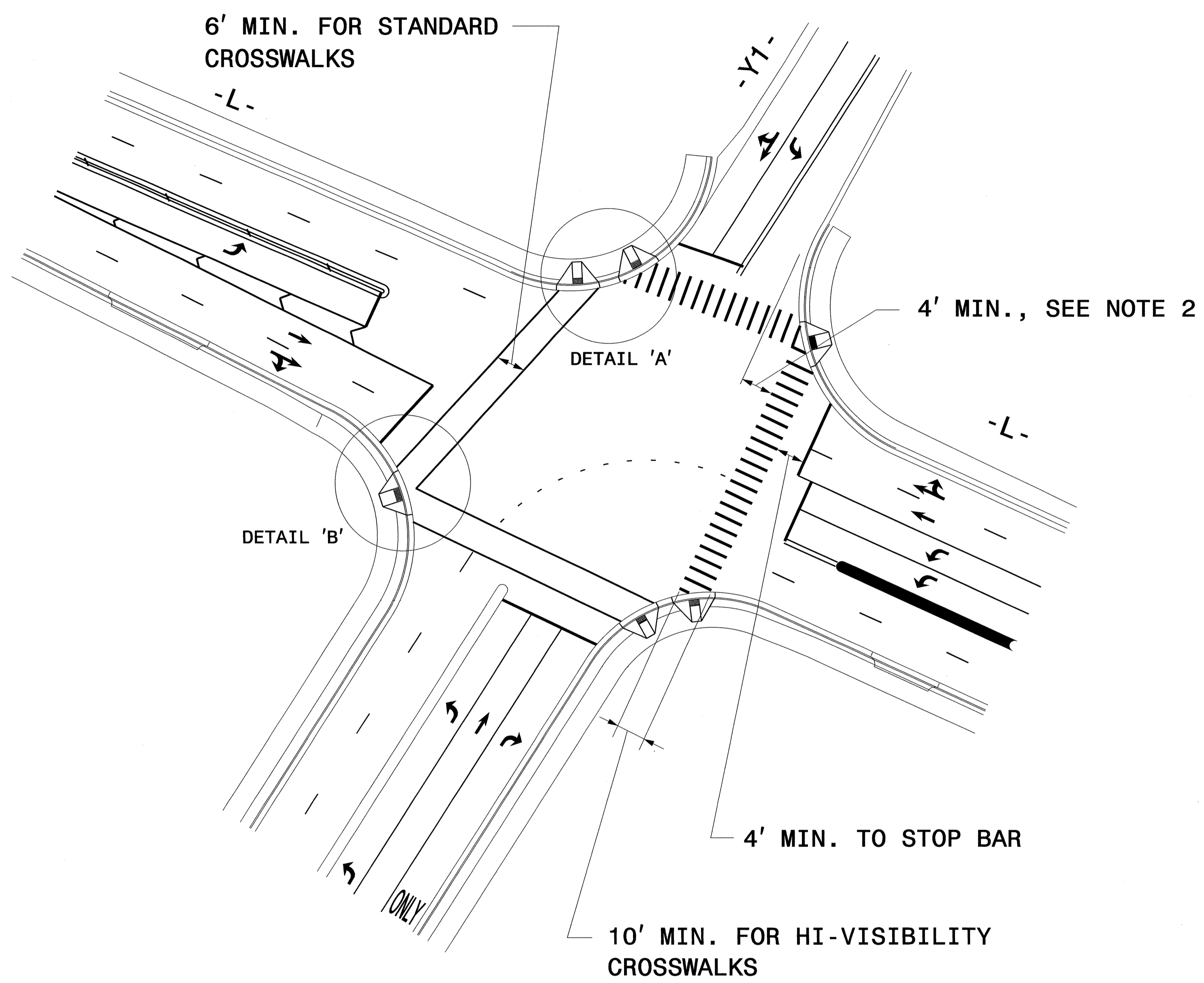
PLAN PREPARED BY: N.C.D.O.T. SIGNING AND DELINEATION UNIT

Susan B. Kunz SIGNING & DELINEATION REGIONAL ENGINEER

Samuel Coleman SIGNING & DELINEATION PROJECT DESIGN ENGINEER

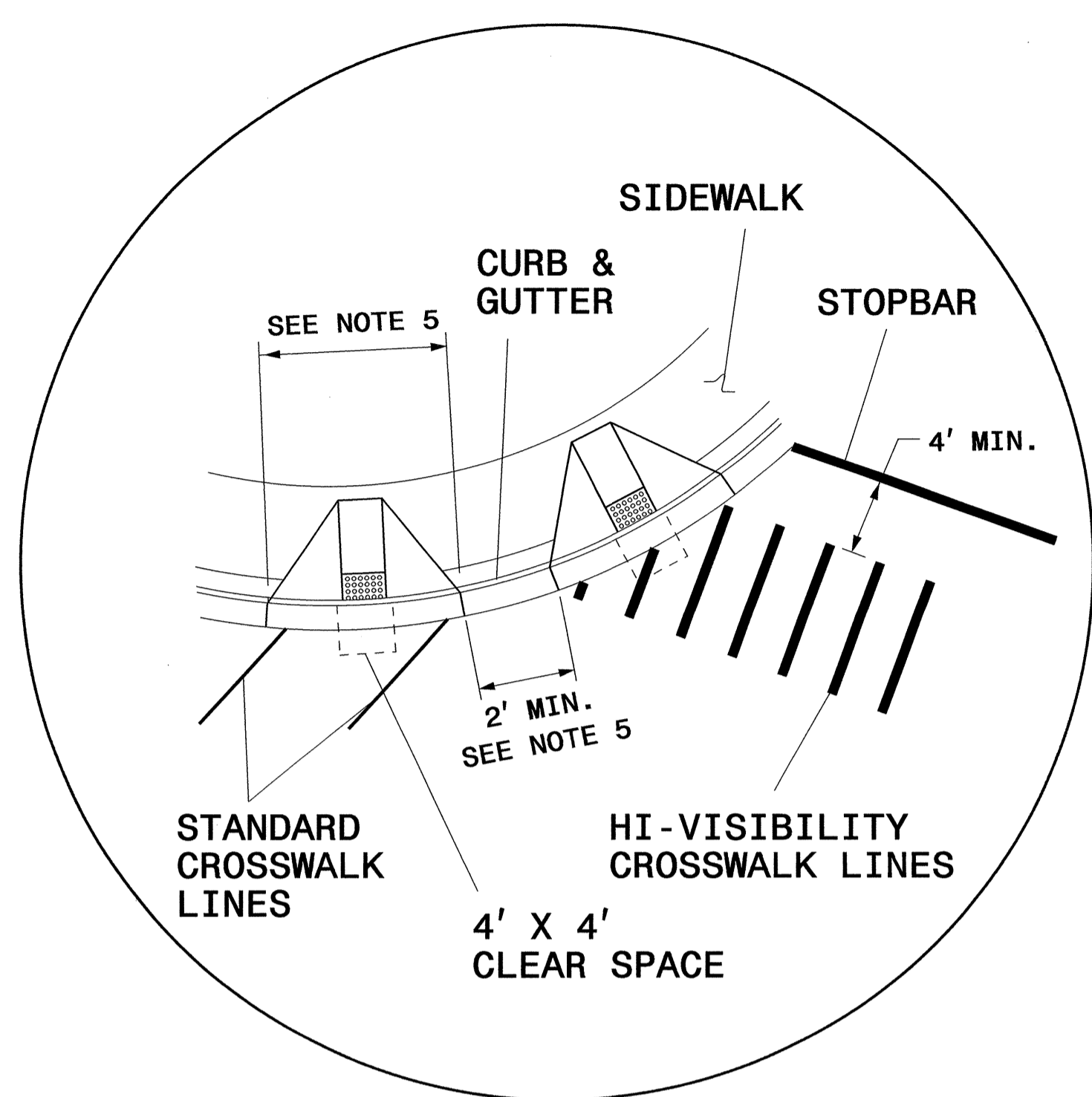


TIP NO.	SHEET NO.
U-3326A/B	PMP-1A
APPROVED: <i>R.W.K.</i>	
DATE: 8/29/11	
SEAL	

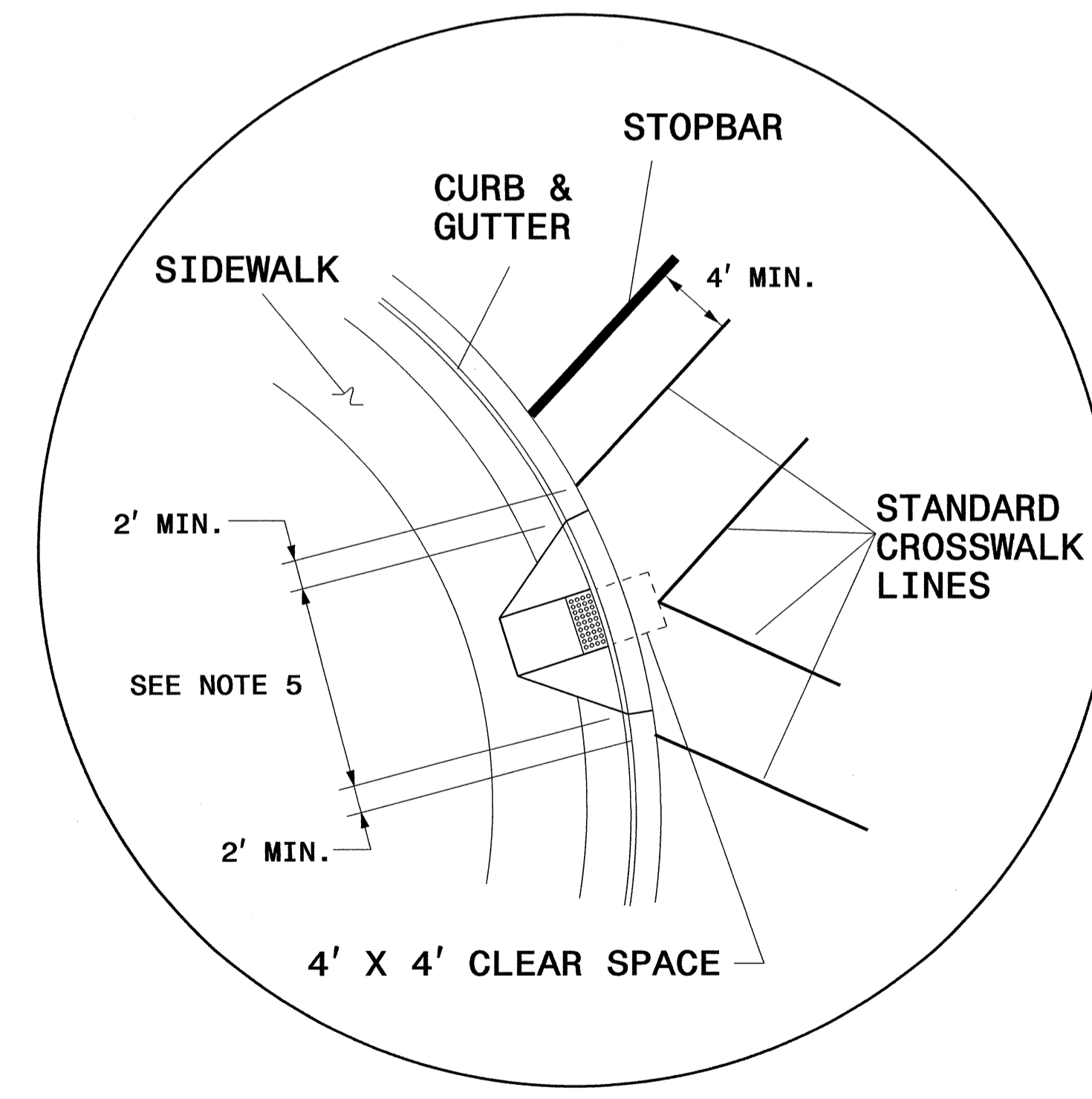


**GUIDANCE DETAIL FOR STANDARD AND HI-VISIBILITY CROSSWALKS AT SIGNALIZED OR STOP SIGN CONTROLLED INTERSECTIONS**

- NOTES:**
- USE DETAILS ABOVE AND THE FOLLOWING NOTES FOR GUIDANCE IN PLACING CROSSWALKS AND STOP BARS NOT STATIONED ON THE DETAIL SHEETS OR WHEN FIELD ADJUSTMENTS REQUIRED MOVING STATIONED MARKINGS AS DIRECTED BY THE ENGINEER. REFER TO NCDOT ROADWAY STANDARD DRAWINGS, MUTCD AND ADA STANDARDS FOR ADDITIONAL GUIDANCE.
  - SET BACK DISTANCE FROM INSIDE CROSSWALK MARKING TO NEAREST EDGE OF TRAVEL IS 4' MIN.
  - BEYOND THE CURB FACE, A CLEAR SPACE OF 4' X 4' MINIMUM SHALL BE PROVIDED WITHIN THE WIDTH OF THE CROSSWALK.
  - SINGLE DIAGONAL CURB RAMPS WITH FLARED SIDES SHALL HAVE A SEGMENT OF CURB 2 FEET LONG MINIMUM LOCATED ON EACH SIDE OF THE CURB RAMP AND WITHIN THE MARKED CROSSING, SEE DETAIL 'B'.
  - CURB RAMPS SHALL BE CONSTRUCTED IN ACCORDANCE TO THE LATEST NCDOT ROADWAY STANDARD DRAWINGS.



**DETAIL 'A'- DUAL CURB RAMPS**

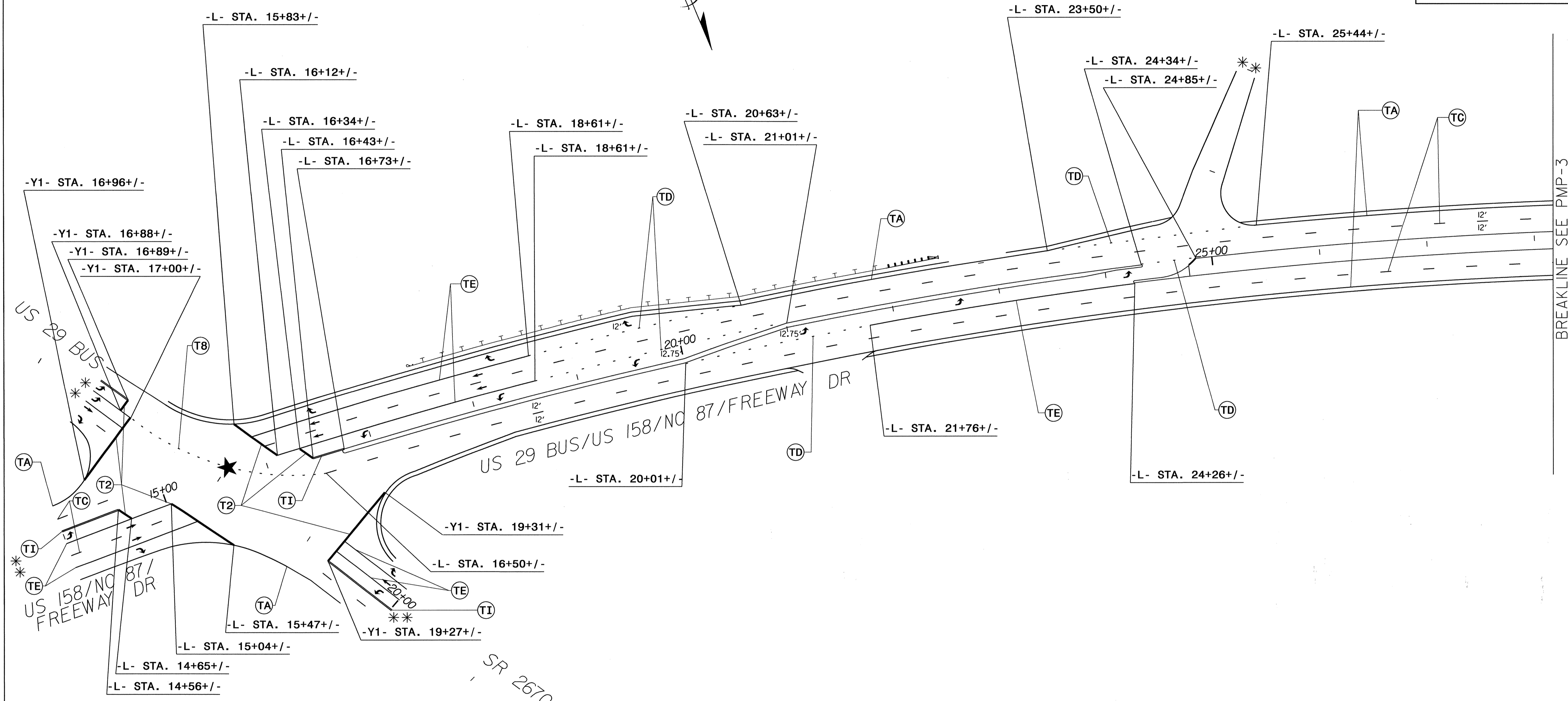



**DETAIL 'B'- SINGLE DIAGONAL CURB RAMP**

**CROSSWALK AND STOP BAR PAVEMENT MARKING DETAIL**

24-AUG-2011 16:13  
 S:\Projects\2011\3326\Traffic\Signing\CADD\PM\ Pavement Marking Seed.dgn  
 S:\Projects\2011\3326\Traffic\Signing\CADD\PM\ Pavement Marking Seed.dgn  
 S:\Projects\2011\3326\Traffic\Signing\CADD\PM\ Pavement Marking Seed.dgn

TIP NO. U-3326A/B	SHEET NO. PMP-2
APPROVED: <i>[Signature]</i>	
DATE: 8/29/16	
SEAL	



**PROJECT DETAILS**

**DETAIL 'A'**  
SPECIAL DETAIL FOR MINI-SKIP SPACING FOR TURN

SPECIAL DETAIL FOR YIELD LINE SHARK TEETH (UN)  
PAYMENT FOR YIELD LINE SHARK TEETH WILL BE BASED ON THERMOPLASTIC SYMBOL


\* MARKING SYMBOLS ON BRIDGE SHALL BE COLD APPLIED PLASTIC

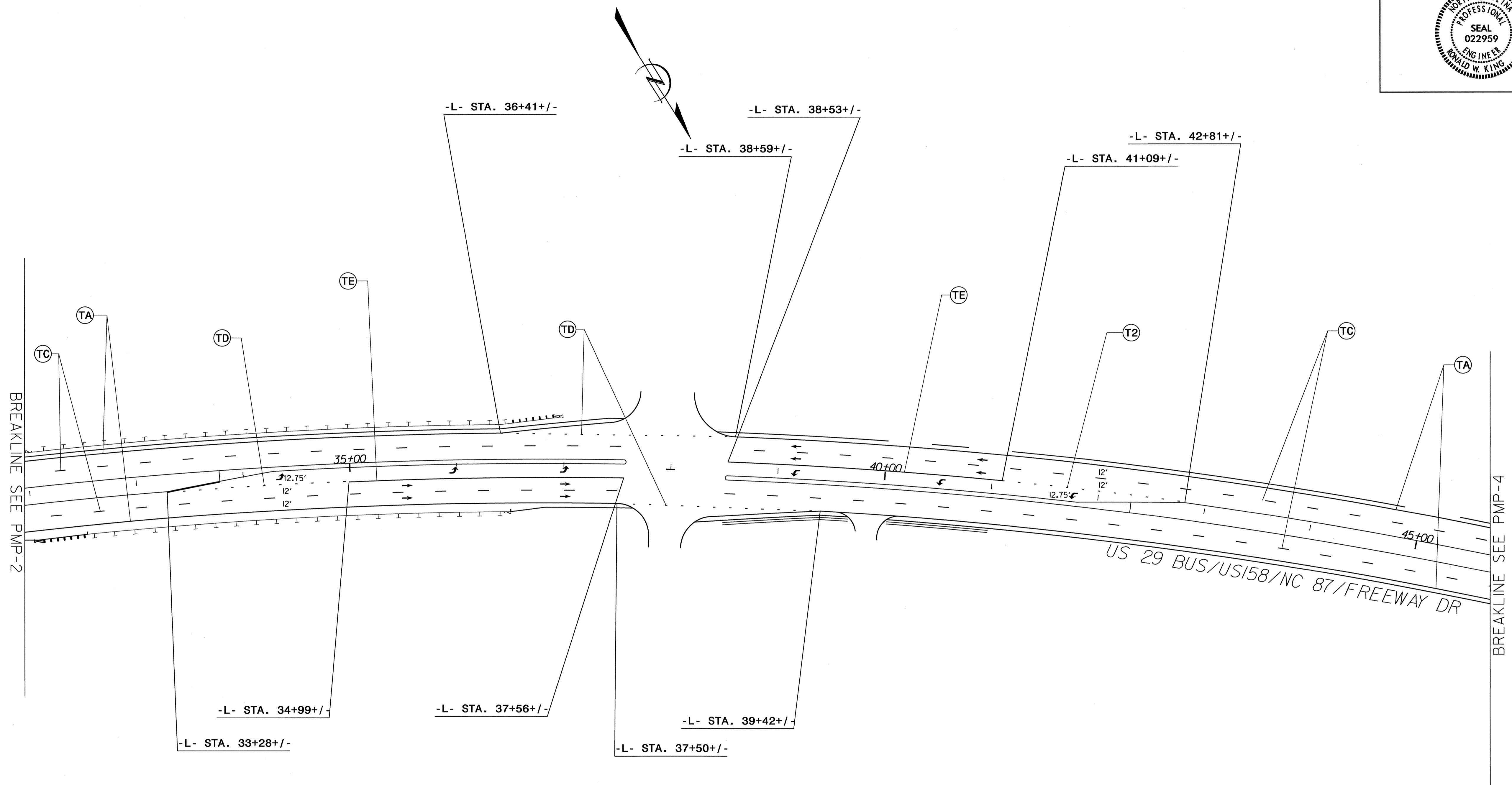
\*\*TIE TO EXISTING MARKINGS  
 ★SIGNALIZED INTERSECTION

PAVEMENT MARKING DETAIL

24-AUG-2016 15:04  
 P:\TIP-Projects-U\U3326A\Traffic\Signing\CADD\VPMP-U-3326-5gn-PMP-3.dgn  
 SColeman AT TE247878



TIP NO. U-3326A/B	SHEET NO. PMP-3
APPROVED: <i>RWT</i>	
DATE: 8/29/11	
SEAL	
	

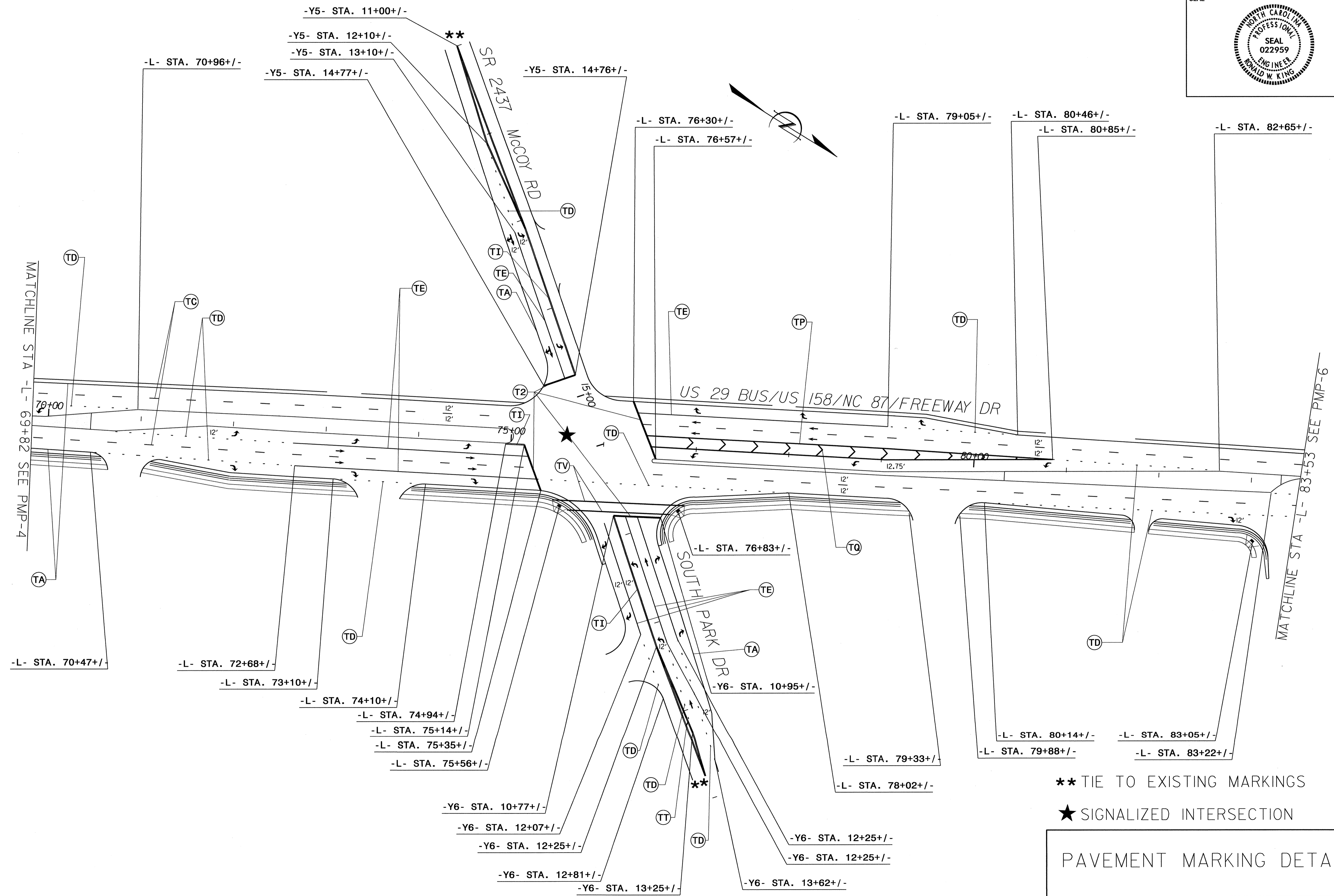


24-AUG-2011 16:17  
 P:\TIP\Projects-U\U3326A\Traffic\Signing\CADD\VPMP-U-3326\_Sgn\_PMP\_4.dgn  
 SColeman AT TE247878

PAVEMENT MARKING DETAIL



TIP NO. U-3326A/B	SHEET NO. PMP-5
APPROVED: <i>[Signature]</i>	
DATE: 8/29/11	
SEAL	



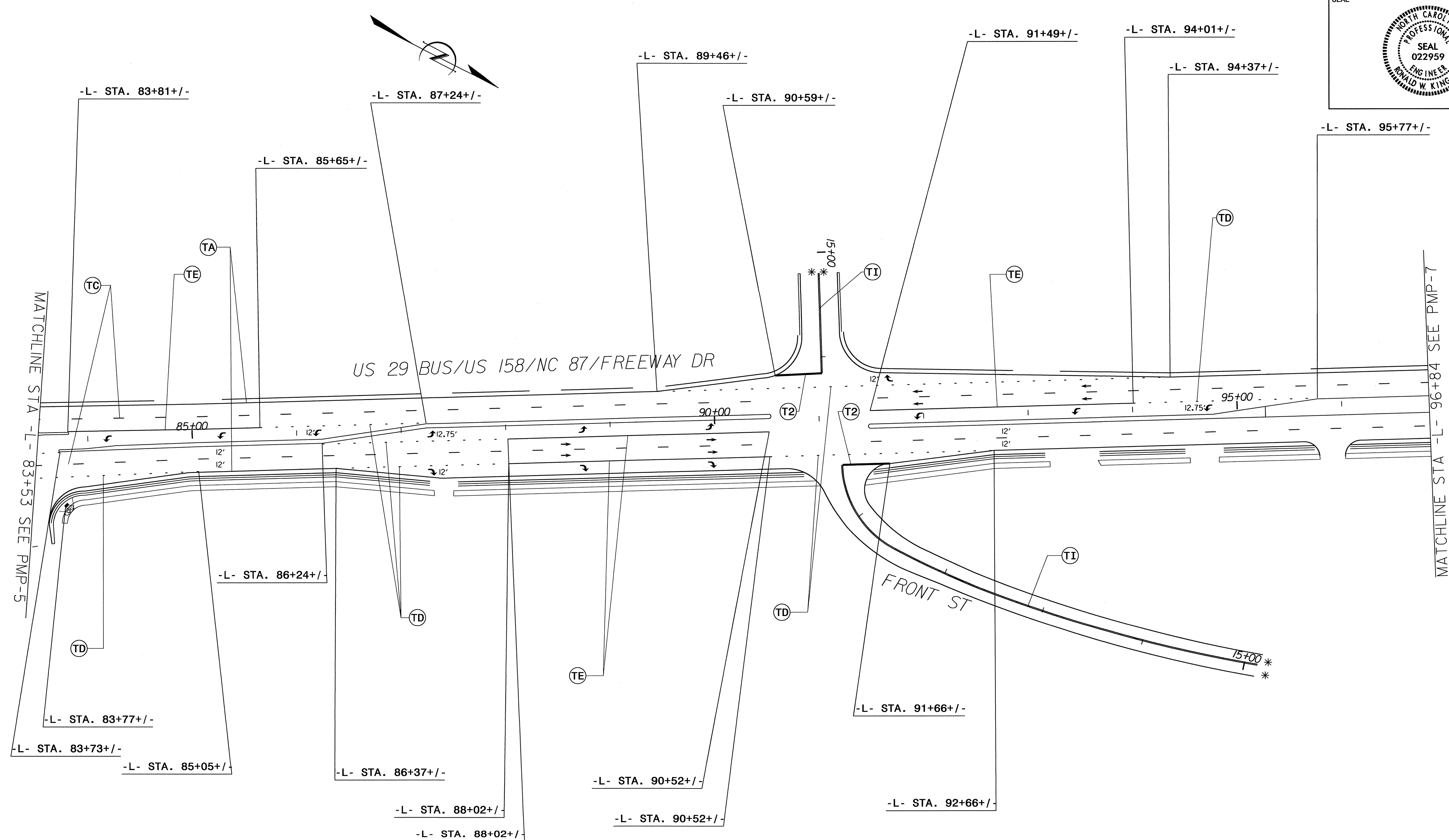
\*\* TIE TO EXISTING MARKINGS

★ SIGNALIZED INTERSECTION

PAVEMENT MARKING DETAIL

24-AUG-2011 12:21  
 P:\TIP-projects-U-3326\Signing\CADD\PMU-U-3326\_Sgn\_PMP-6.dgn  
 S.Coleman AT 1E247878

TIP NO. U-3326AB	SHEET NO. PMP-6
APPROVED: <i>RW</i>	
DATE: 8/29/11	
SEAL	



MATCHLINE STA -L- 83+53 SEE PMP-5


MATCHLINE STA -L- 96+84 SEE PMP-7

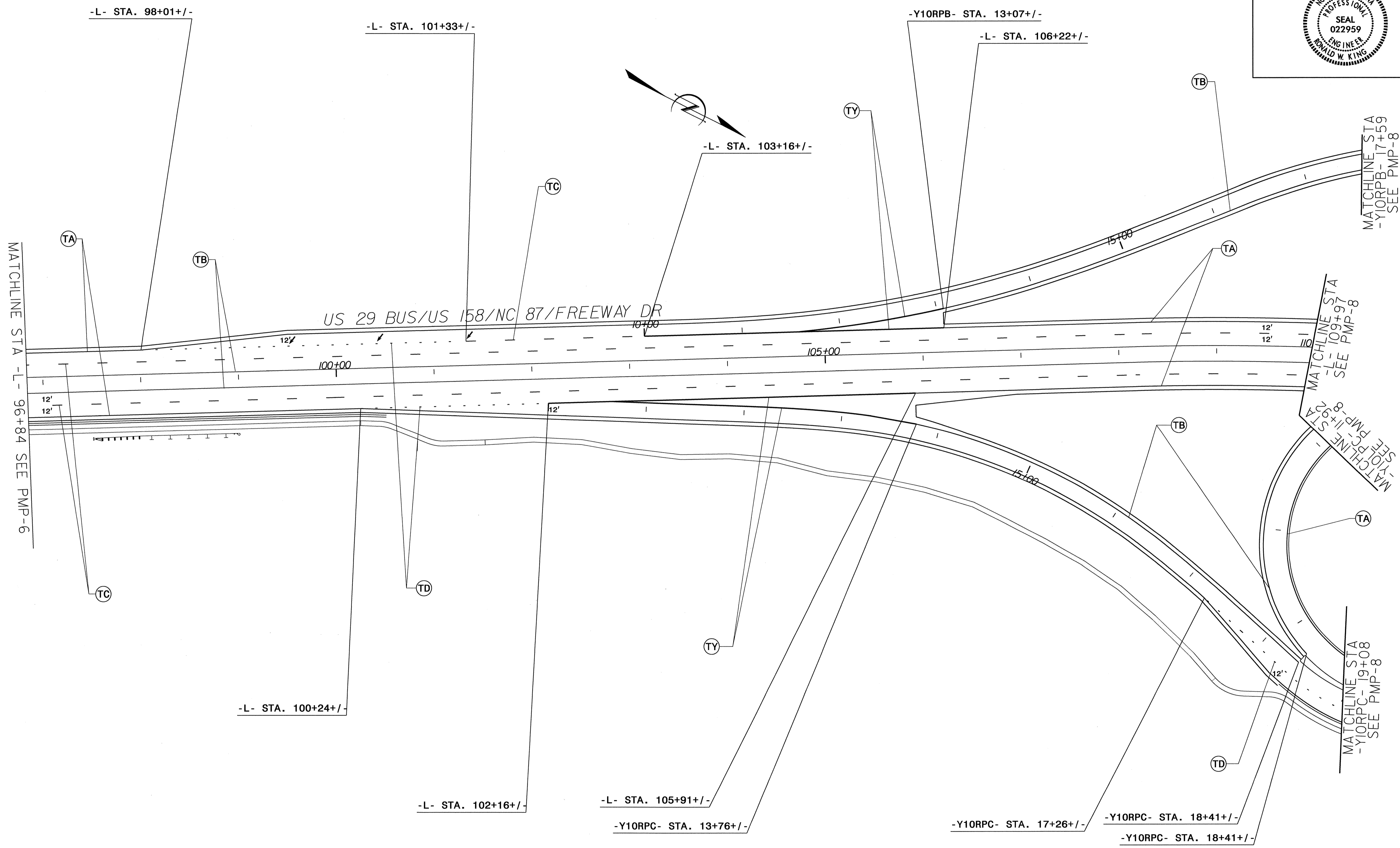
\*\*TIE TO EXISTING MARKINGS

PAVEMENT MARKING DETAIL

25-AUG-2011 09:22  
P:\TIP-projects\U-3326\Signing\CADD\PMU-3326\_Sgn\_PMP-7.dgn  
S\Coleman AT TE247878




TIP NO. U-3326AB	SHEET NO. PMP-7
APPROVED: <i>RW4</i>	
DATE: 8/29/11	
SEAL	
	

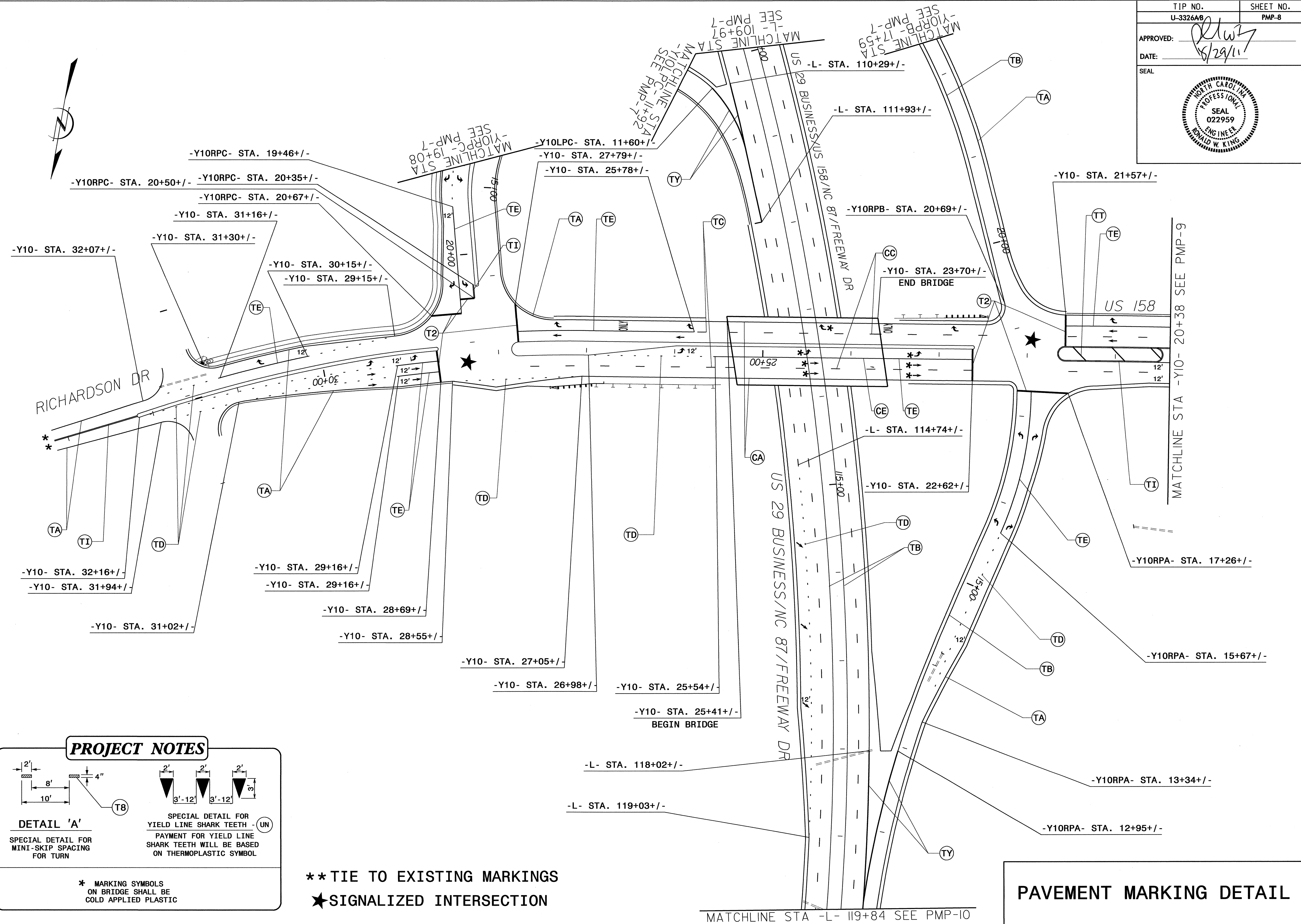


PAVEMENT MARKING DETAIL

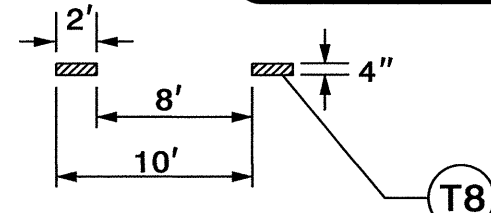
25-AUG-2011 09:37  
 P:\TIP\Projects\U-3326\Traffic\Signing\CADD\VPMP-U-3326\_Sgn\_PMP-8.dgn  
 SColeman



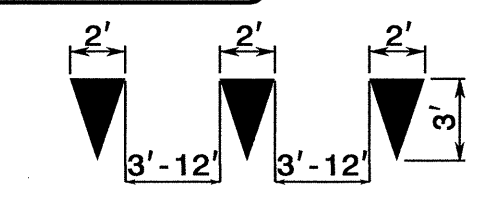
TIP NO.	SHEET NO.
U-3326A/B	PMP-8
APPROVED:	<i>[Signature]</i>
DATE:	8/29/11
SEAL	



**PROJECT NOTES**



**DETAIL 'A'**  
SPECIAL DETAIL FOR MINI-SKIP SPACING FOR TURN



**SPECIAL DETAIL FOR YIELD LINE SHARK TEETH**  
PAYMENT FOR YIELD LINE SHARK TEETH WILL BE BASED ON THERMOPLASTIC SYMBOL

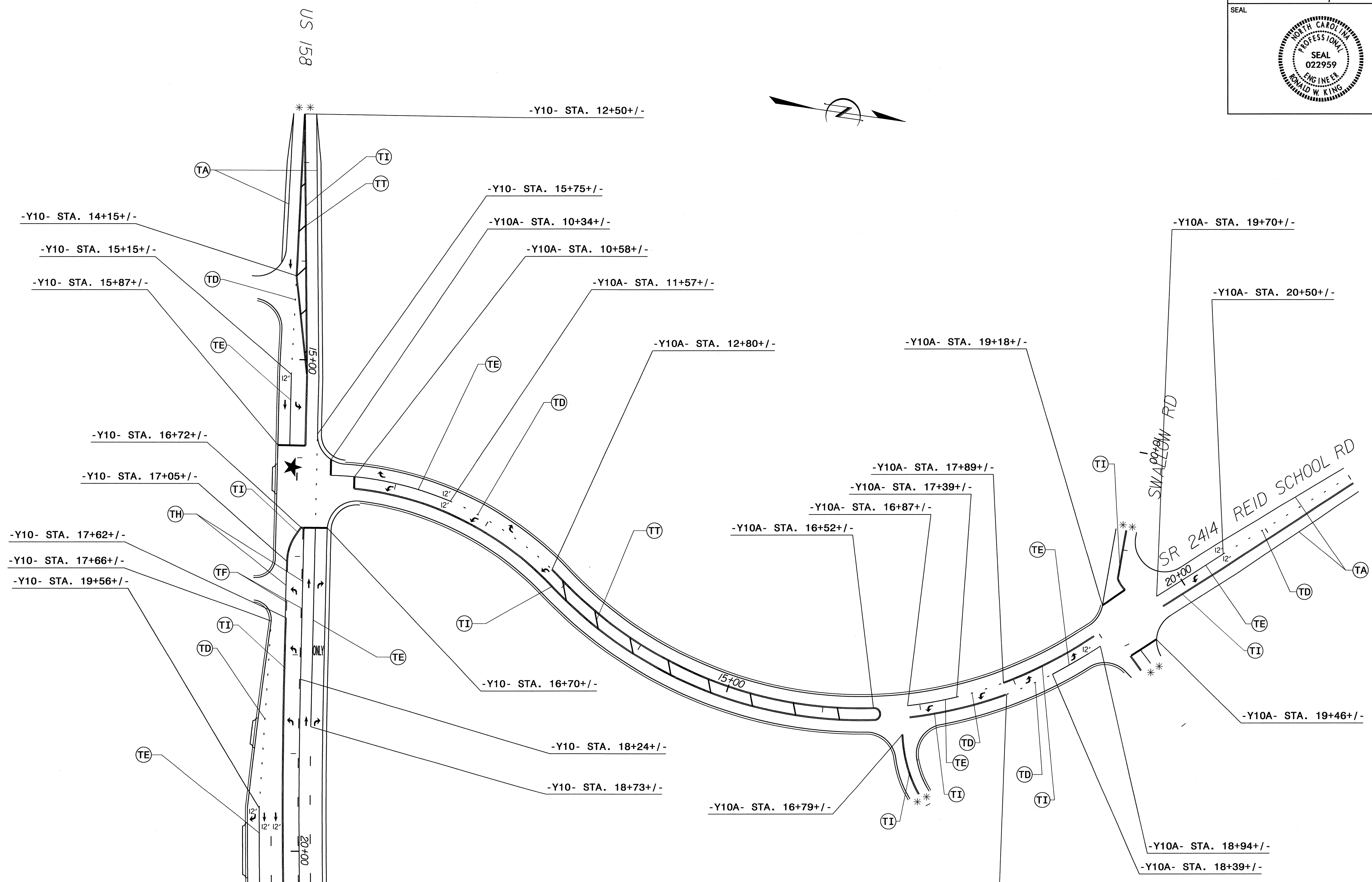
\* MARKING SYMBOLS ON BRIDGE SHALL BE COLD APPLIED PLASTIC

\*\* TIE TO EXISTING MARKINGS  
 ★ SIGNALIZED INTERSECTION

**PAVEMENT MARKING DETAIL**

25-AUG-2011 09:54  
 P:\Projects\U-3326\Trf\cadd\CADD\VPMP\U-3326\_Sgn\_PMP-9.dgn  
 SColeman AT TE247878

TIP NO.	SHEET NO.
U-3326A/B	PMP-9
APPROVED:	<i>[Signature]</i>
DATE:	8/29/11
SEAL	




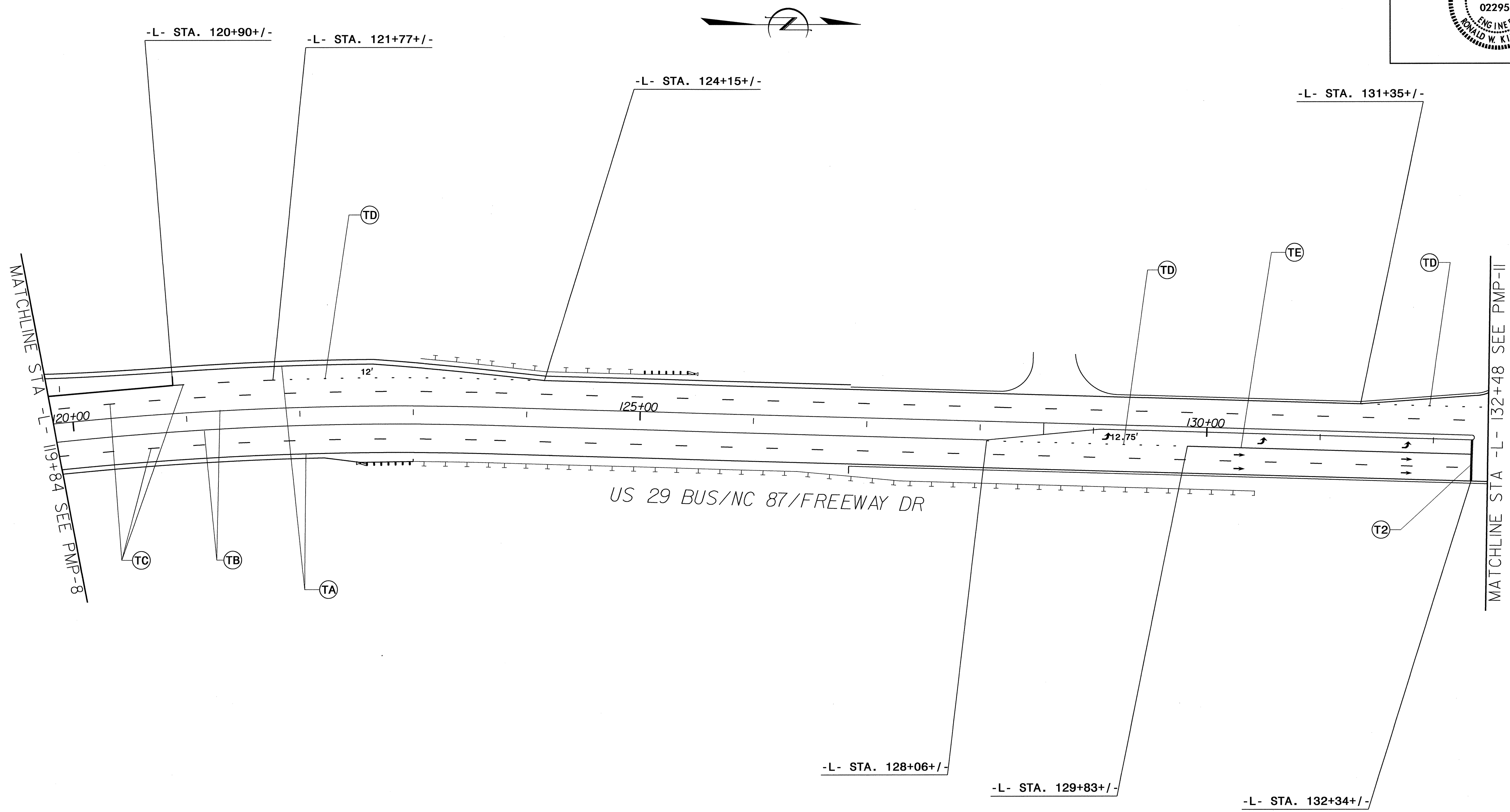
MATCHLINE STA -Y10- 20+38 SEE PMP-8

\*\*TIE TO EXISTING MARKINGS  
 ★ SIGNALIZED INTERSECTION

PAVEMENT MARKING DETAIL

25 AUG 2011 10:03 J:\118226\T-affle\Signing\CADD\PMU-U-3326.Sgn\_PMP-10.dgn  
 S:\olemon\ec AT LE247878

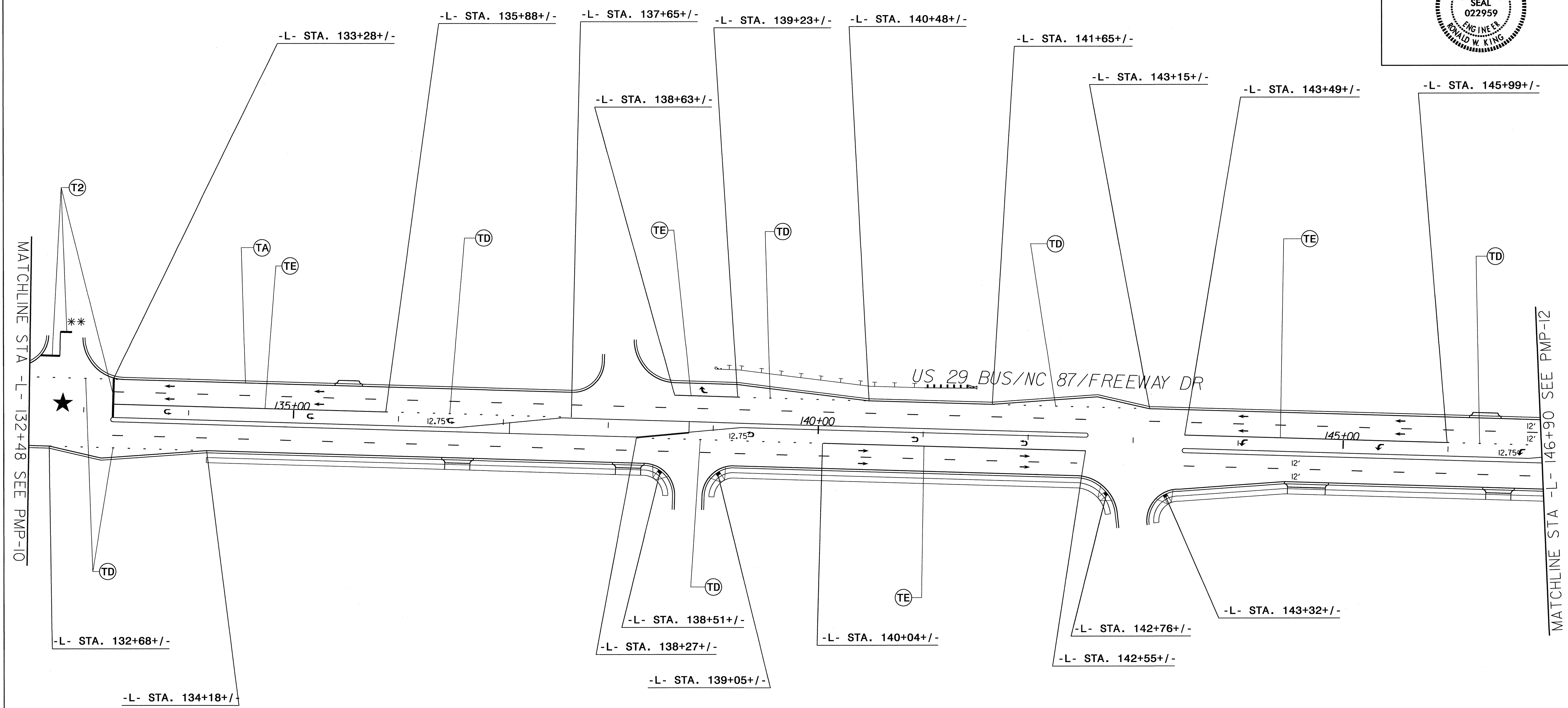
TIP NO. U-3326AB	SHEET NO. PMP-10
APPROVED: <i>R.W.K.</i>	
DATE: 8/29/11	
SEAL	
	



**PAVEMENT MARKING DETAIL**

25-AUG-2011 09:06  
 P:\TIP-projects\U-3326\Traffic\Signing\CADD\PMU-U-3326\_Sgn\_PMP\_11.dgn  
 SColeman AT 1E27878

TIP NO. U-3326AB	SHEET NO. PMP-11
APPROVED: <i>[Signature]</i>	
DATE: 8/29/11	
SEAL	



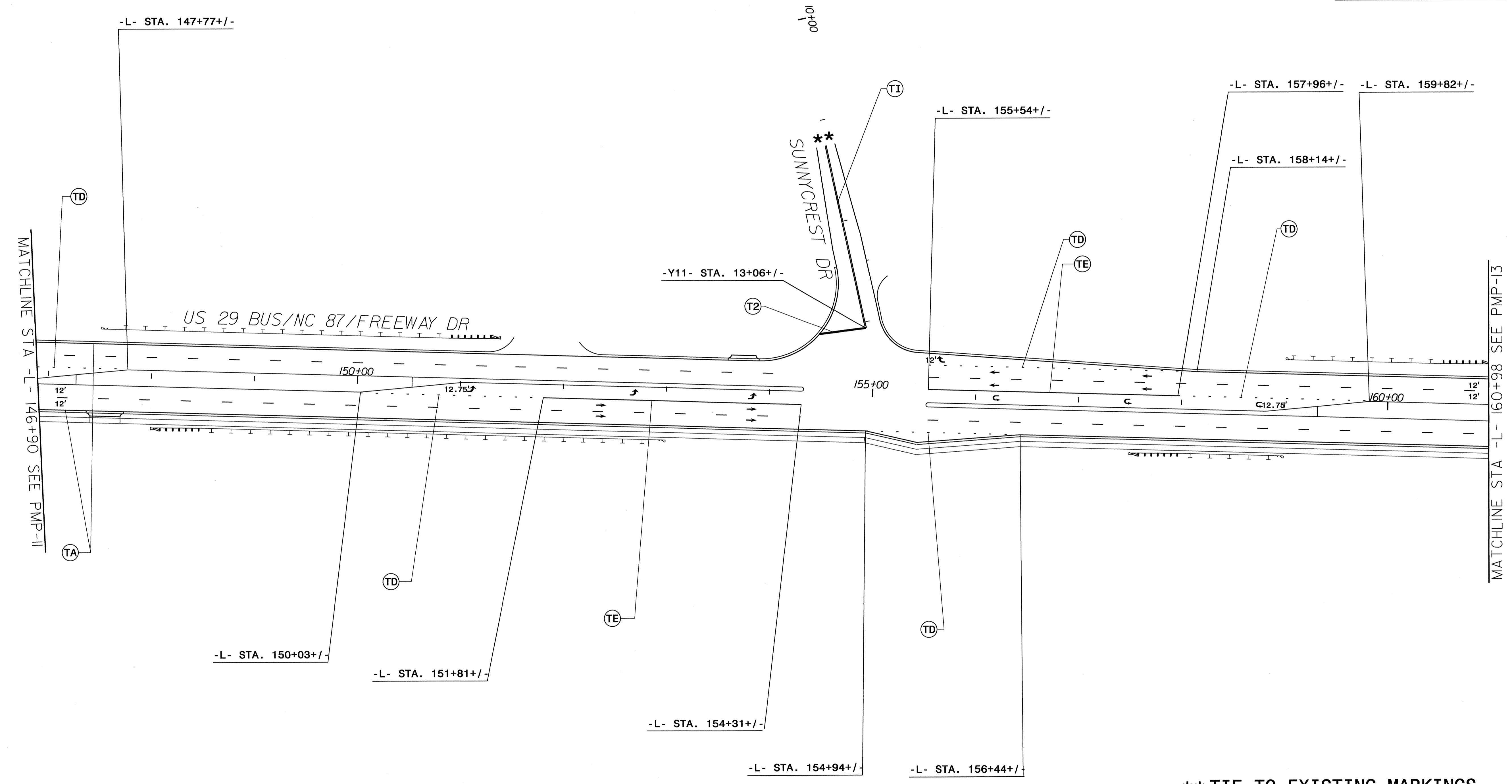
\*\* TIE TO EXISTING MARKINGS  
 ★ SIGNALIZED INTERSECTION

PAVEMENT MARKING DETAIL

25-AUG-2011 10:08  
 P:\TIP-projects\U-3326\T-Office\Signing\CADD\PMU-U-3326-Sgn-PMP-12.dgn  
 S.Coleman AT 1E247878




TIP NO. U-3326A/B	SHEET NO. PMP-12
APPROVED: <i>[Signature]</i>	
DATE: 10/12/11	
SEAL	

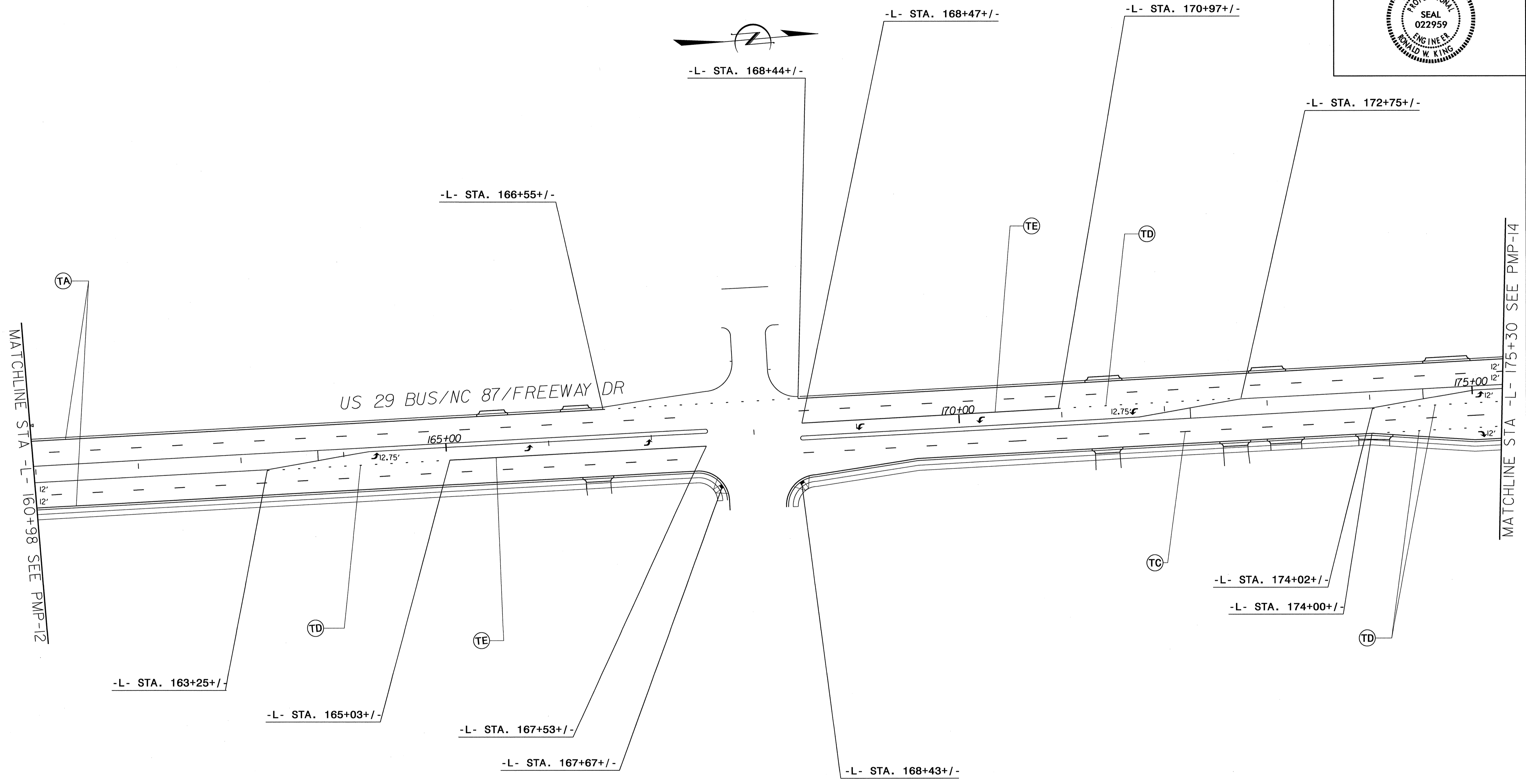


**\*\* TIE TO EXISTING MARKINGS**

**PAVEMENT MARKING DETAIL**


12-OCT-2011 10:28  
 P:\Projects\U-3326A\Traffic\Signing\CADD\PMF\U-3326\_Sgn\_PMP-13.dgn  
 SColeman AT TE247878

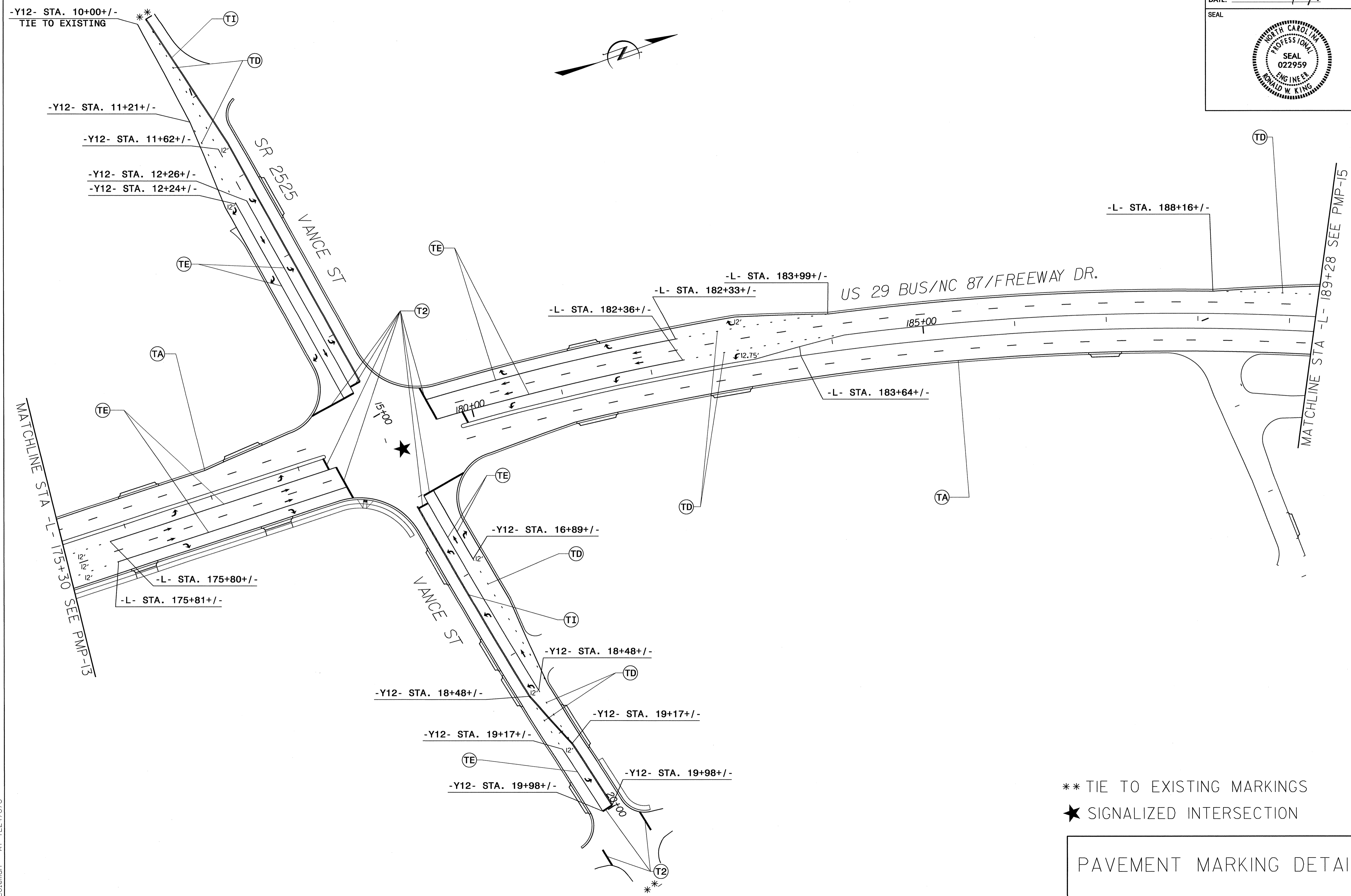
TIP NO. U-3326A8	SHEET NO. PMP-13
APPROVED: <i>R.W.K.</i>	
DATE: 8/29/11	
SEAL	
	



25-AUG-2011 10:13  
 P:\TIP-projects\U-3326\Traffic\Signing\CADD\PMU-3326\_Sgn\_PMP-14.dgn  
 S.Coleman AT TE247878

PAVEMENT MARKING DETAIL

TIP NO. U-3326A/B	SHEET NO. PMP-14
APPROVED: <i>RW</i> 8/29/11	
DATE: 8/29/11	
SEAL	
	



\*\* TIE TO EXISTING MARKINGS  
 ★ SIGNALIZED INTERSECTION

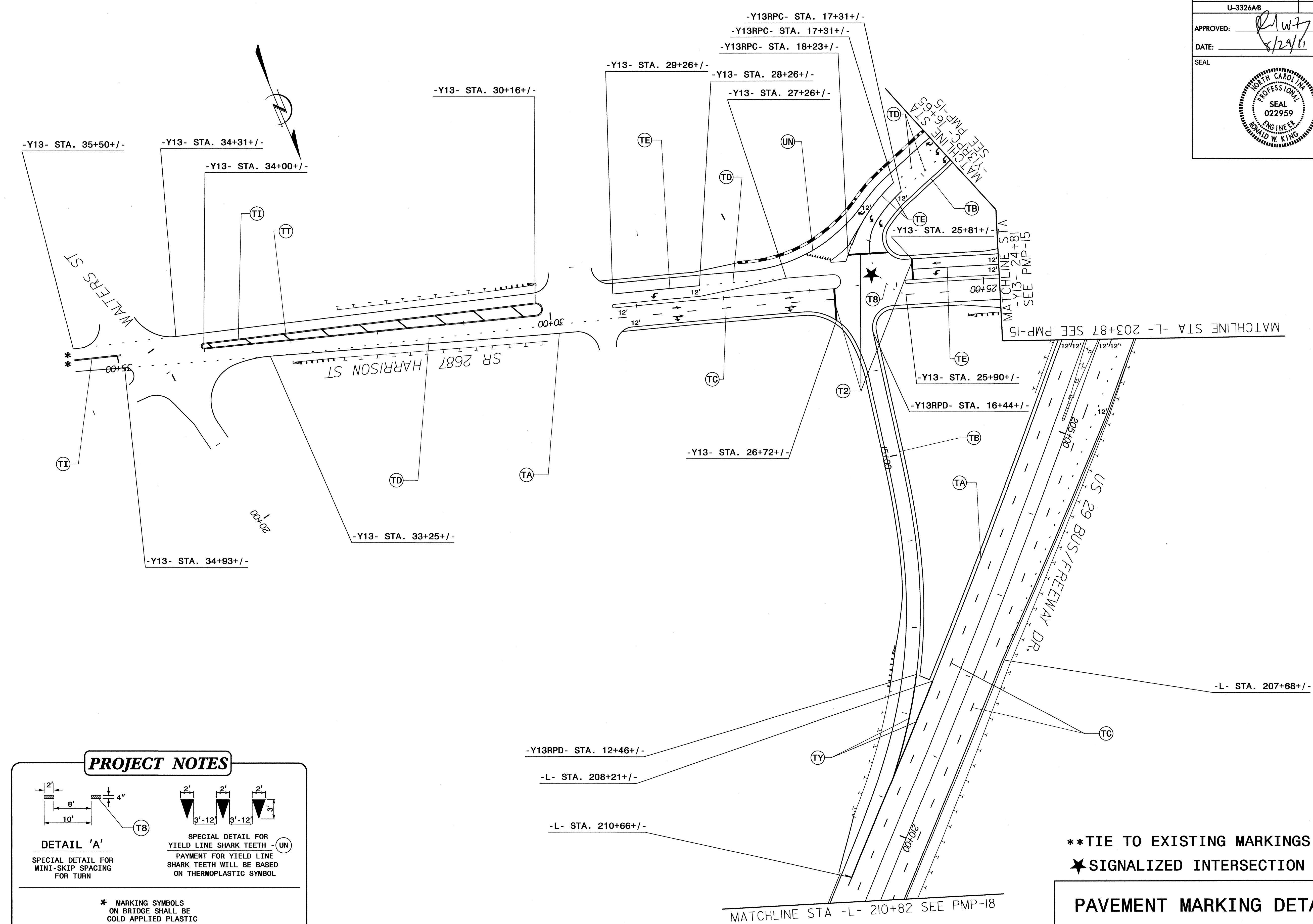
PAVEMENT MARKING DETAIL

25-AUG-2011 04:4  
 P:\TIP-Projects-U-3326\Signing\CADD\PMU-U-3326\_Sgn-PMP-15.dgn  
 S.Coleman AT 12/27/878

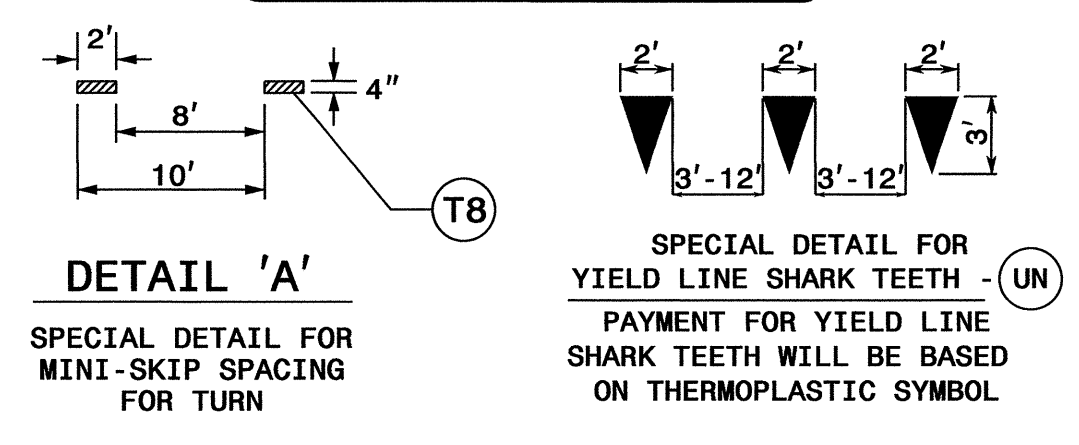




TIP NO. U-3326A/B	SHEET NO. PMP-16
APPROVED: <i>[Signature]</i>	
DATE: 8/29/11	
SEAL	



**PROJECT NOTES**

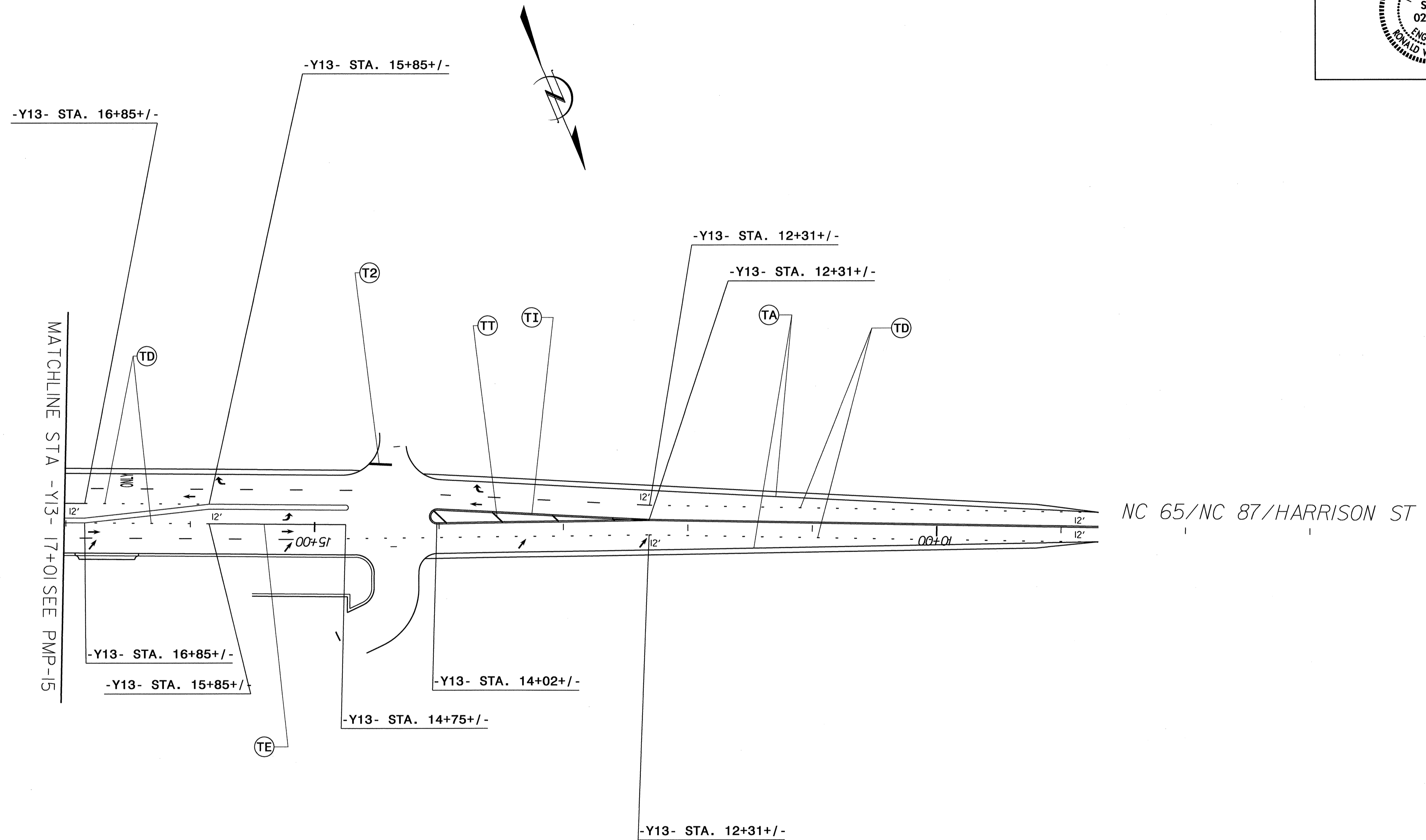


\* MARKING SYMBOLS ON BRIDGE SHALL BE COLD APPLIED PLASTIC

**\*\*TIE TO EXISTING MARKINGS**  
**★ SIGNALIZED INTERSECTION**  
**PAVEMENT MARKING DETAIL**


25-AUG-2011 09:48  
 P:\TIP\project\3326\Traffic\Signing\CADD\PMP\U-3326\_Sgn\_PMP\_17.dgn  
 SColeman AT 11247878


TIP NO. U-3326AB	SHEET NO. PMP-17
APPROVED: <i>RWF</i>	
DATE: <i>8/24/11</i>	
SEAL	



PAVEMENT MARKING DETAIL

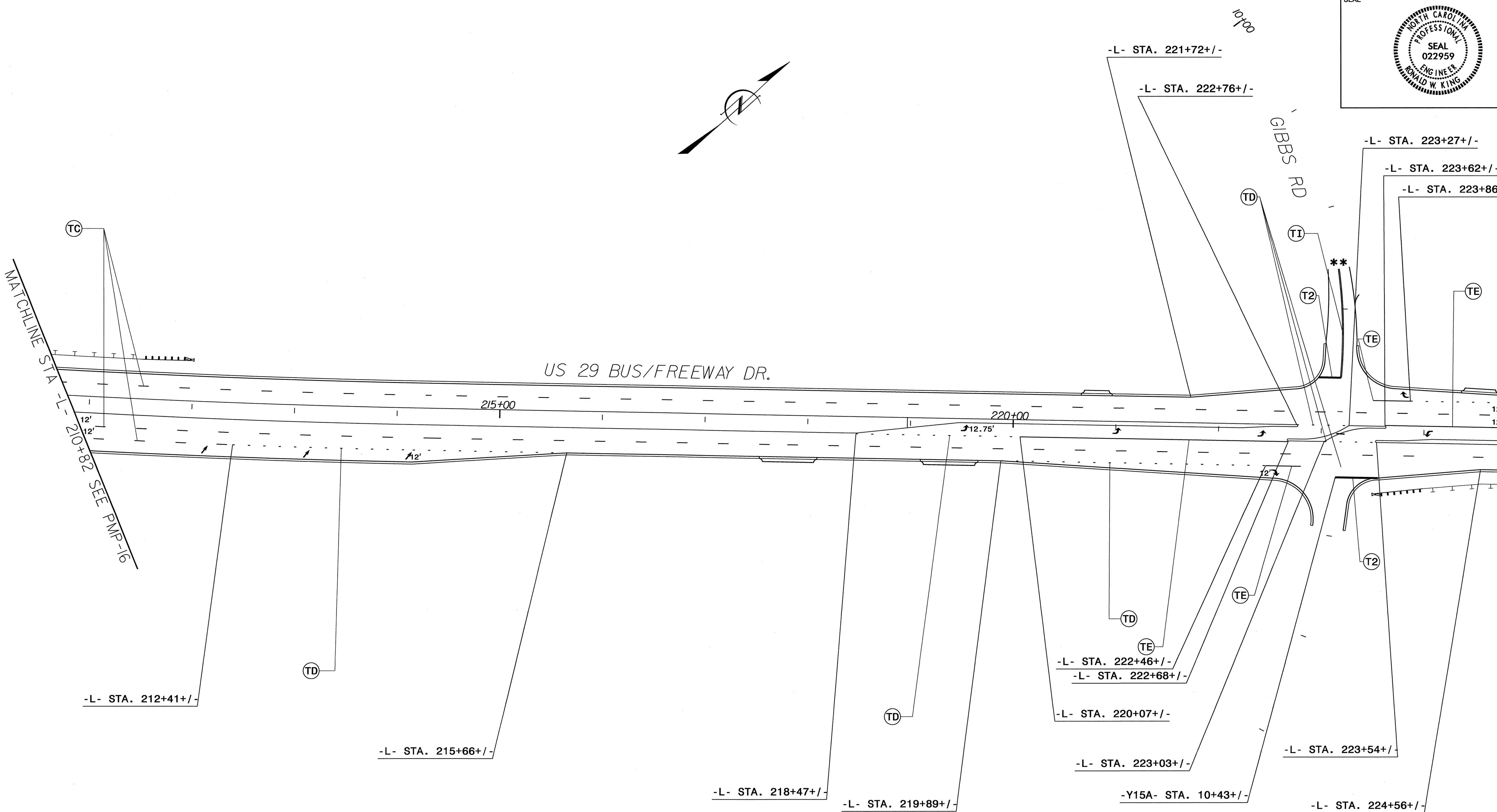
26-AUG-2011 09:24  
 P:\TIP\projec\U-3326\T-traffic\Signing\CADD\PMU-3326\_Sgn\_PMP-18.dgn  
 S:\Coleman AT TE247878

TIP NO. U-3326AB	SHEET NO. PMP-18
APPROVED: <i>[Signature]</i>	
DATE: 8/29/10	
SEAL	
	



MATCHLINE STA -L- 200+82 SEE PMP-16

MATCHLINE STA -L- 224+87 SEE PMP-19

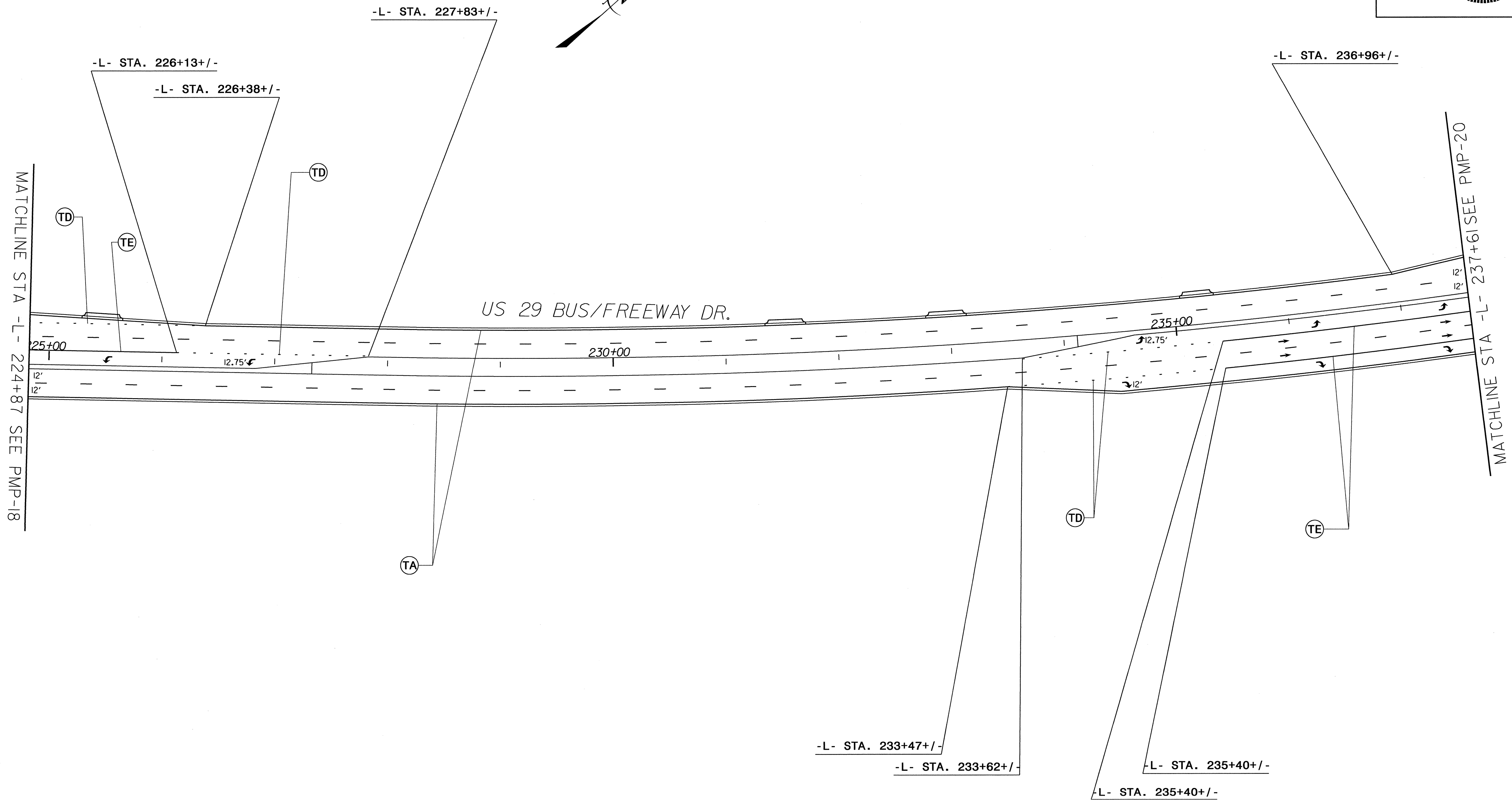



**\*\*TIE TO EXISTING MARKINGS**

**PAVEMENT MARKING DETAIL**

25-AUG-2011 17:42  
 E:\TIP\Projects\U-3326AB\Ref\Fie\Signing\CADD\MP\U-3326-Sgn\_PMP\_18.dgn  
 Scobleman HT 1E247878

TIP NO. U-3326A/B	SHEET NO. PMP-19
APPROVED: <i>[Signature]</i>	
DATE: <i>8/29/11</i>	
SEAL	

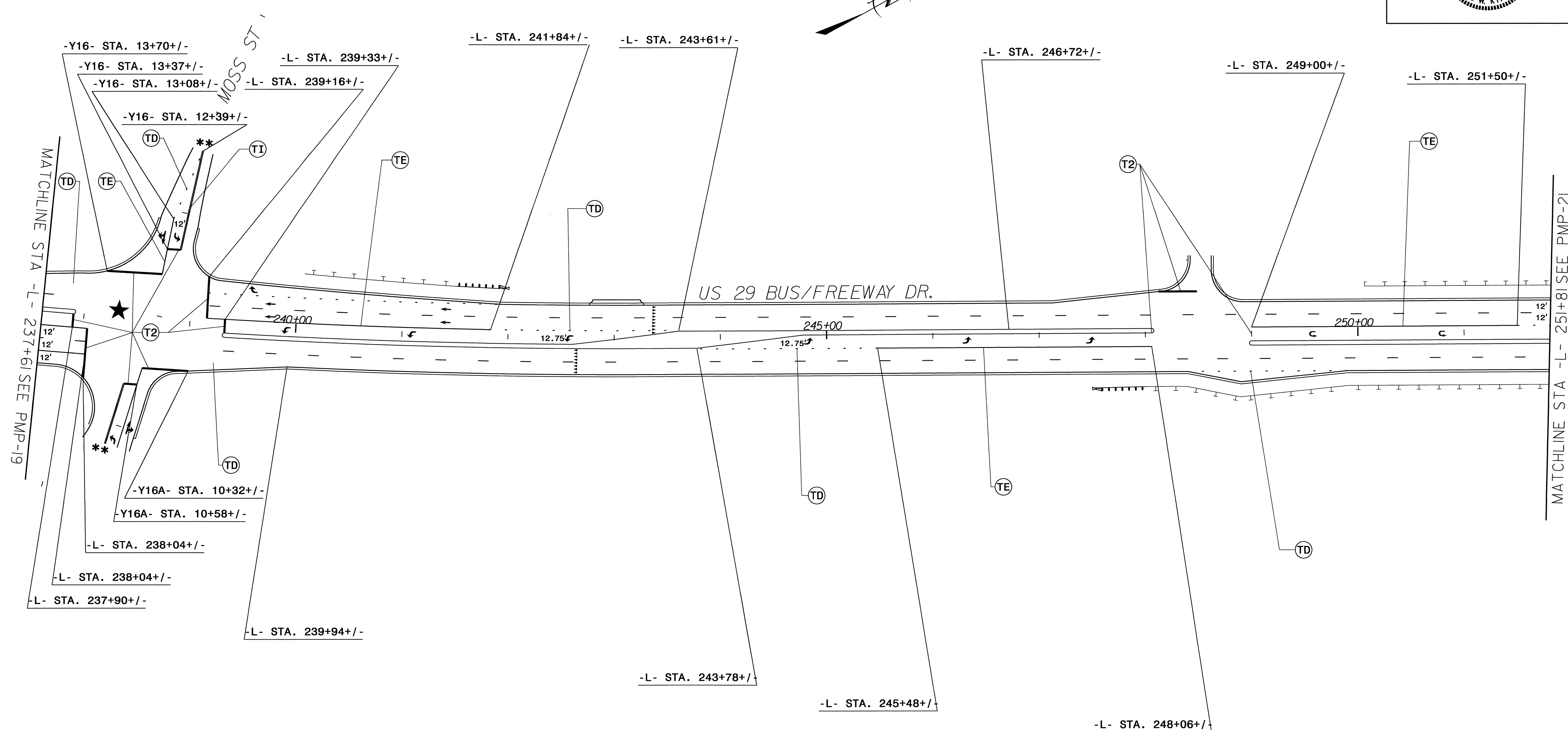


PAVEMENT MARKING DETAIL

25-AUG-2011 17:42  
 E:\TIPProjects\U-3326A\Signing\CADD\PMU-3326-Sgn\_PMP\_20.dgn  
 S. Coleman HT 12/24/78



TIP NO. U-3326A/B	SHEET NO. PMP-20
APPROVED: <i>[Signature]</i>	
DATE: 8/29/11	
SEAL	

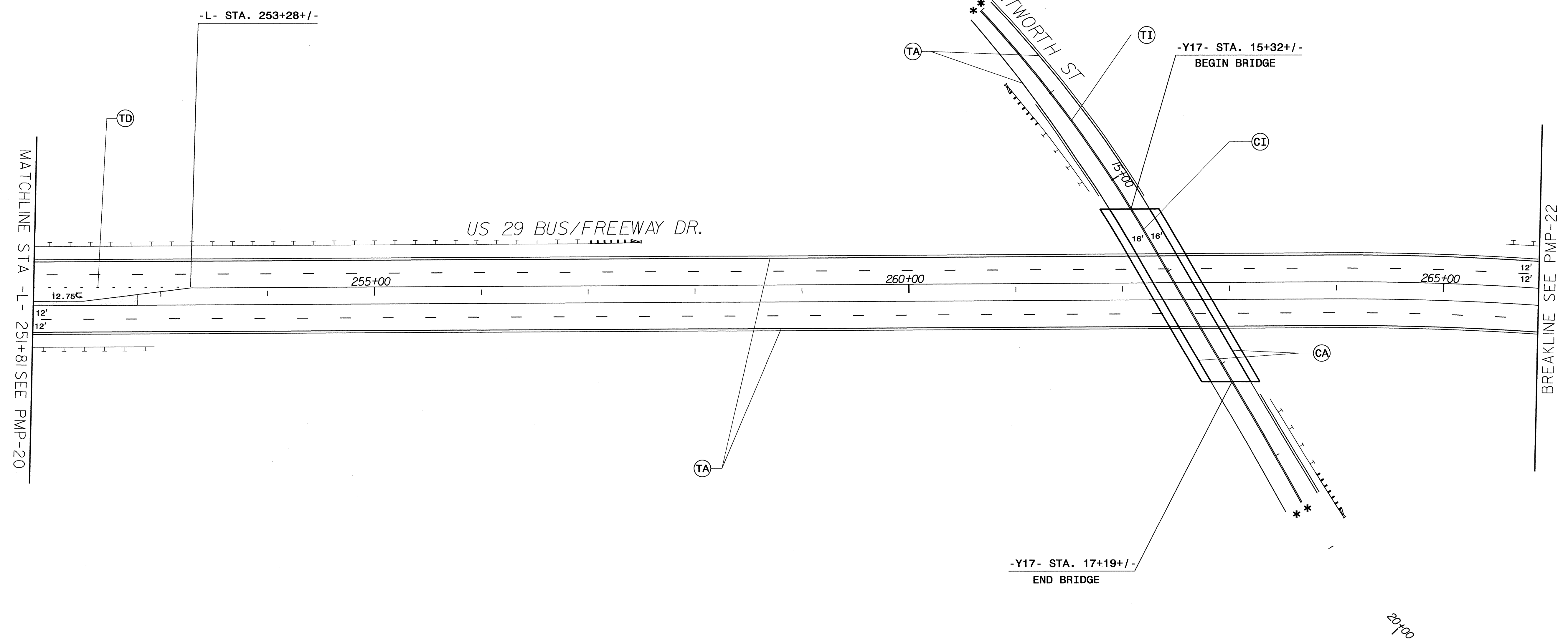



**\*\*TIE TO EXISTING MARKINGS**  
**★ SIGNALIZED INTERSECTION**

**PAVEMENT MARKING DETAIL**

25-AUG-2011 17:43  
 P:\TIP-projects\U-3326A\Traffic\Signing\CADD\PMF-U-3326-Sgn\_PMP-21.dgn  
 Coleman AT 1E247878

TIP NO. U-3326AB	SHEET NO. PMP-21
APPROVED: <i>RW</i>	
DATE: <i>8/29/11</i>	
SEAL	

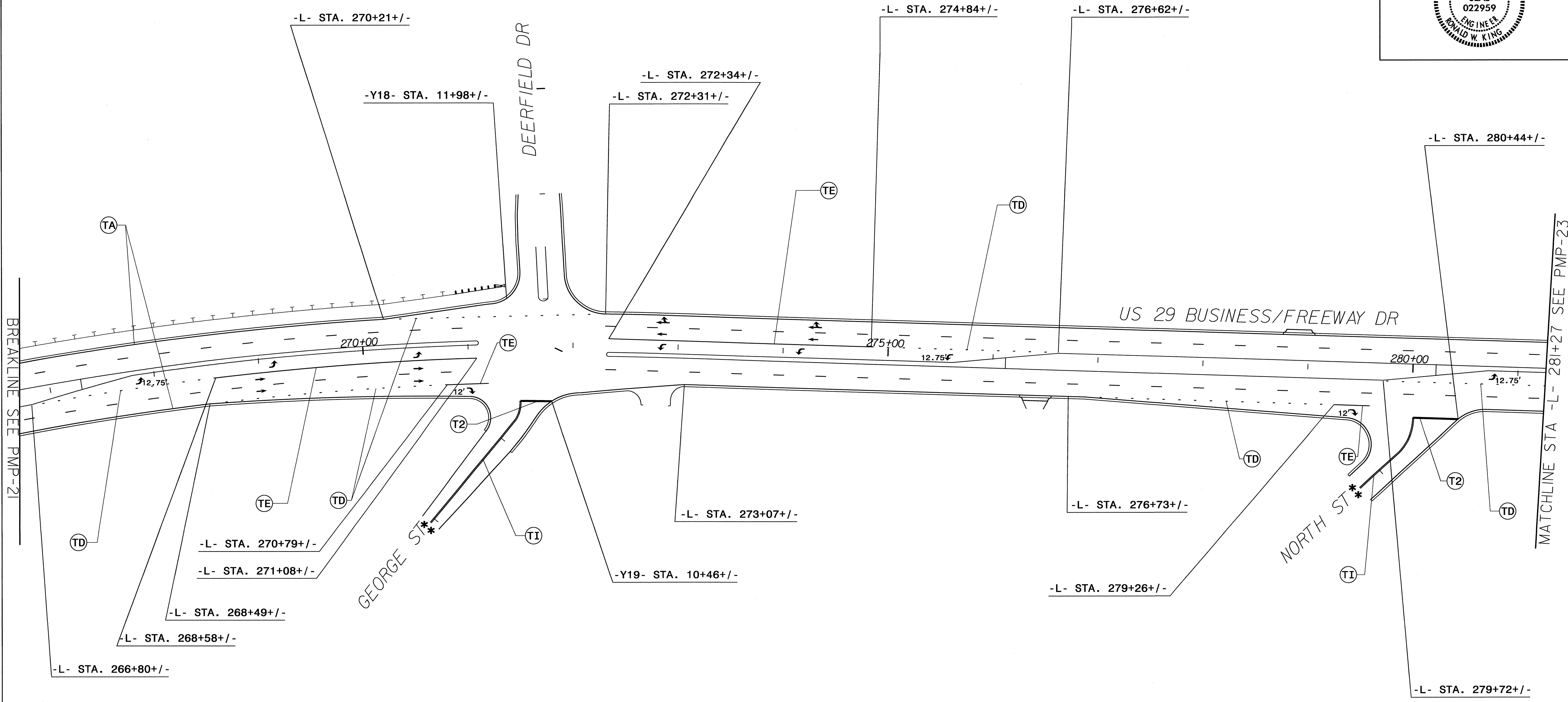


**\*\*TIE TO EXISTING MARKINGS**

**PAVEMENT MARKING DETAIL**

25-AUG-2011 17:13  
 P:\TIP-projects\U-3326\T-office\Signing\CADD\PMU-U-3326\_Sgn\_PMP\_21.dgn  
 Coleman AT 1E247878

TIP NO. U-3326A/B	SHEET NO. PMP-22
APPROVED: <i>[Signature]</i>	
DATE: 8/29/11	
SEAL	



BREAKLINE SEE PMP-21

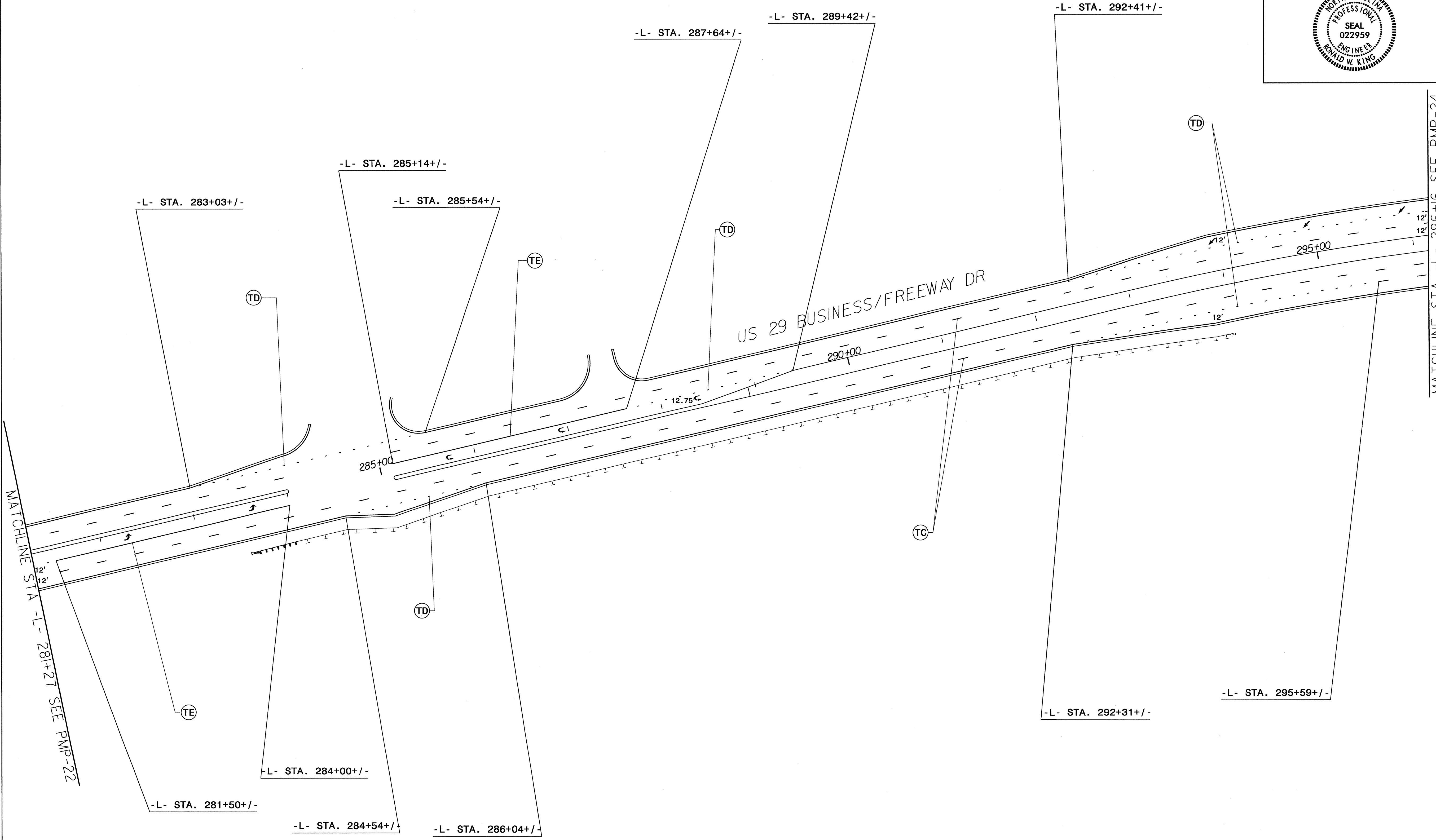
MATCHLINE STA -L- 281+27 SEE PMP-23

\*\*TIE TO EXISTING MARKINGS

PAVEMENT MARKING DETAIL

25-AUG-2011 17:03  
 P:\TIP\Projects\U-3326A\Traffic\Signing\CADD\PMU-U-3326-Sgn\_PMP\_23.dgn  
 Coleman HT TE247878

TIP NO. U-3326A/B	SHEET NO. PMP-23
APPROVED: <i>RWF</i>	
DATE: 8/29/11	
SEAL	



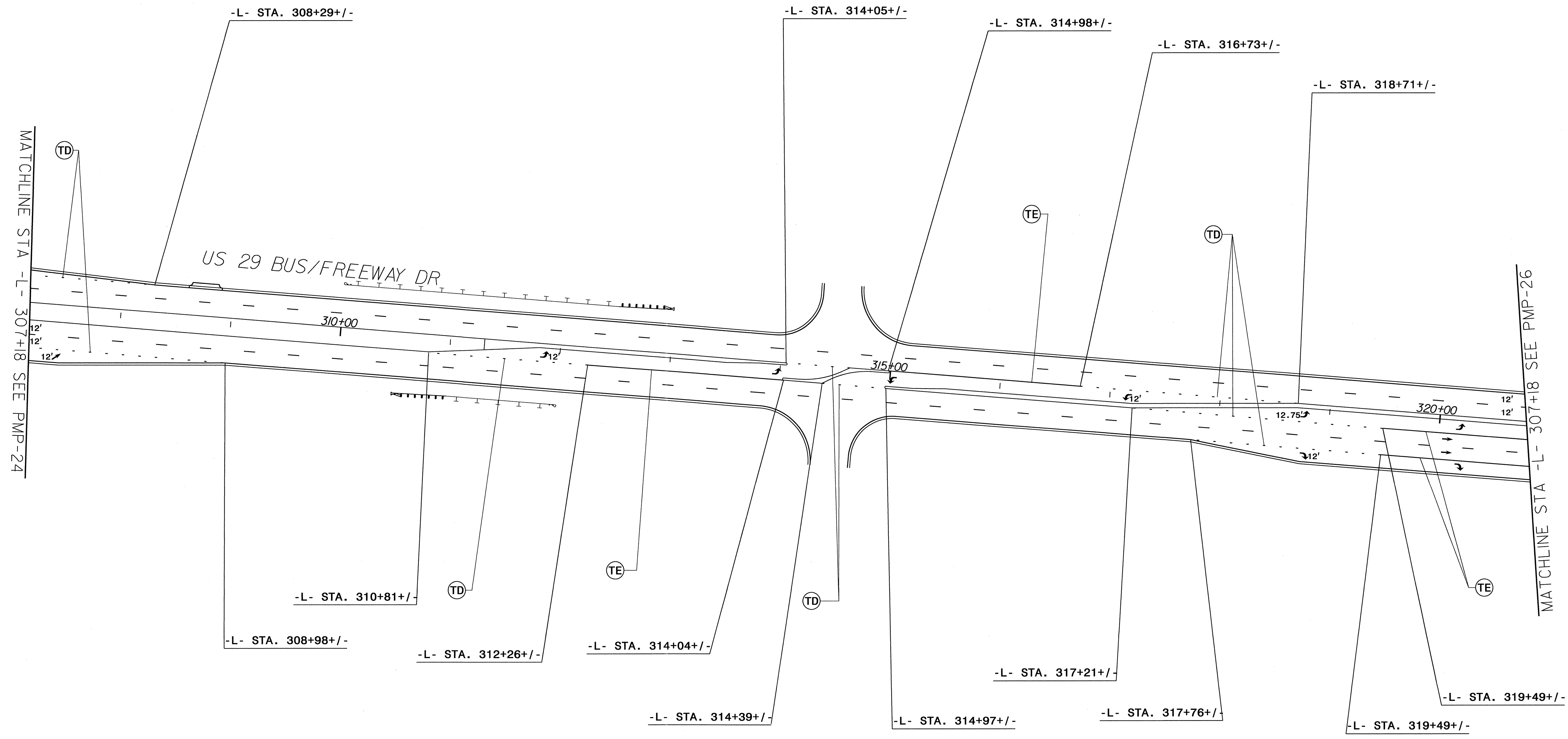
**PAVEMENT MARKING DETAIL**

25-AUG-2011 17:03  
 P:\TIP-projects\U-3326\Treffo\Signing\CADD\PMF-U-3326-Sgn\_PMP-24.dgn  
 Scoteman AT 1E247878





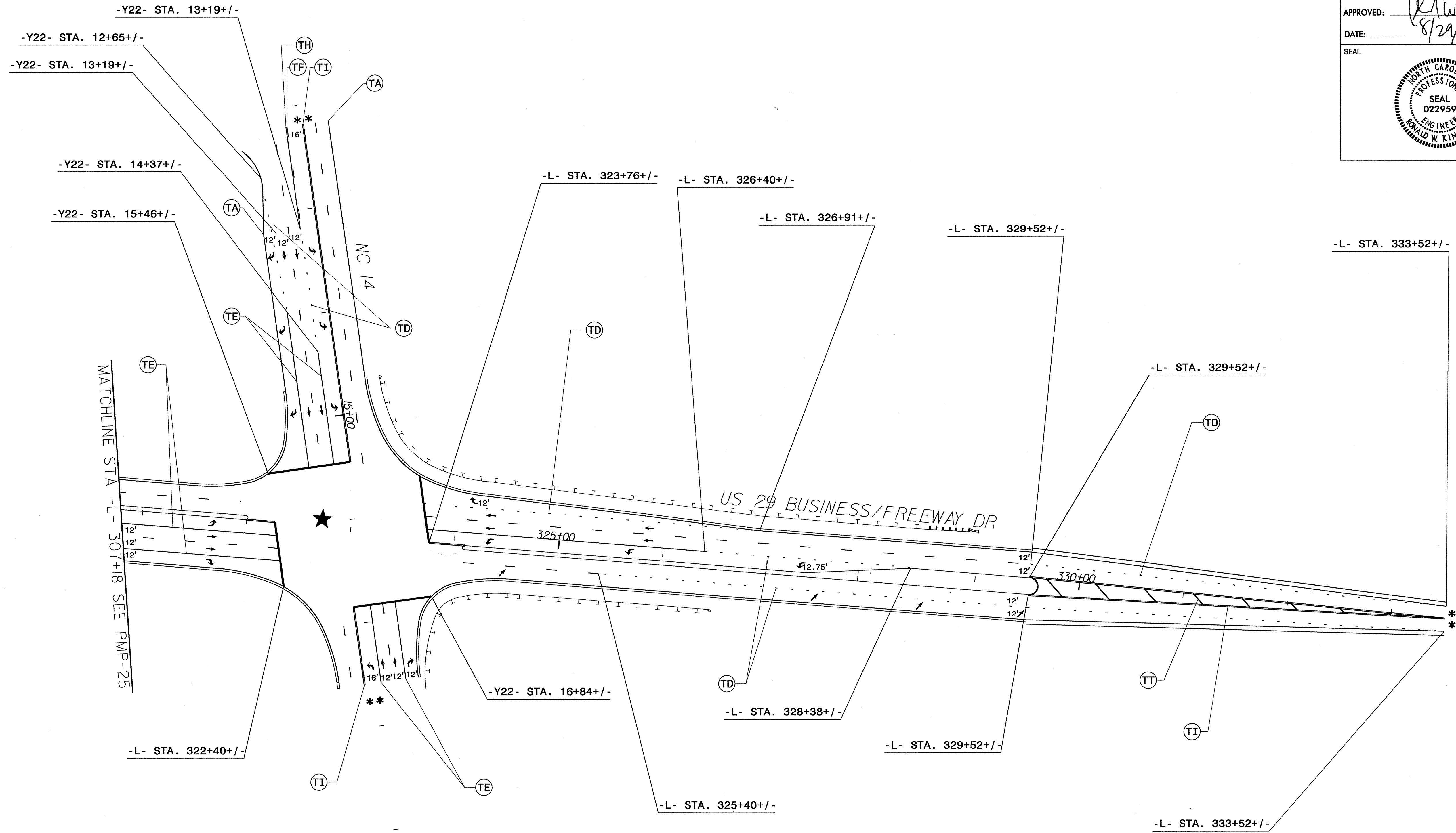
TIP NO. U-3326A/B	SHEET NO. PMP-25
APPROVED: <i>RW</i>	
DATE: 8/29/11	
SEAL	



**PAVEMENT MARKING DETAIL**

25-AUG-2011 11:05  
 C:\TIP\Projects\U-3326\Traffic\Signing\CADD\PMF\U-3326\_Sgn\_PMP\_25.dgn  
 Coleman AT 11/27/11

TIP NO. U-3326A/B	SHEET NO. PMP-26
APPROVED: <i>RW King</i>	
DATE: 8/29/11	
SEAL	



\*\*TIE TO EXISTING MARKINGS  
 ★SIGNALIZED INTERSECTION

**PAVEMENT MARKING DETAIL**

25-AUG-2011 11:05 AM  
 C:\Users\jcooper\Documents\Projects\2011\20110825\20110825.dgn  
 STA.Lenna