

T.I.P.: B-4090

**STATE OF NORTH CAROLINA  
DEPARTMENT OF TRANSPORTATION**

TIP NO. B-4090	SHEET NO. PMP-1
APPROVED:	
DATE: 7-6-11	
SEAL 	

**PAVEMENT MARKING PLAN  
CUMBERLAND COUNTY**

**LOCATION: REPLACE BRIDGE 125 OVER CROSS CREEK ON NC 24-210 IN FAYETTEVILLE**

**ROADWAY STANDARD DRAWING**

THE FOLLOWING ROADWAY STANDARDS AS APPEAR IN "ROADWAY STANDARD DRAWINGS" - PROJECT SERVICES UNIT - N.C. DEPARTMENT OF TRANSPORTATION - RALEIGH, N.C., DATED JULY 2006 ARE APPLICABLE TO THIS PROJECT AND BY REFERENCE HEREBY ARE CONSIDERED A PART OF THESE PLANS:

STD. NO.	TITLE
1205.01	PAVEMENT MARKINGS - LINE TYPES AND OFFSETS
1205.02	PAVEMENT MARKINGS - 2 LANE AND MULTILANE ROADWAYS
1205.09	PAVEMENT MARKINGS - PAINTED ISLANDS
1205.12	PAVEMENT MARKINGS - BRIDGES
1250.01	PAVEMENT MARKER SPACING
1251.01	RAISED PAVEMENT MARKERS - TEMPORARY AND PERMANENT
1261.01	GUARDRAIL AND BARRIER DELINEATOR SPACING
1261.02	GUARDRAIL AND BARRIER DELINEATOR TYPES
1262.01	GUARDRAIL END DELINEATION

**PAVEMENT MARKING SCHEDULE**

SYMBOL	DESCRIPTION
CB	YELLOW EDGELINE
CC	10 FT. WHITE SKIP
TC	10 FT. WHITE SKIP
TD	2 FT. - 13 FT./SP WHITE MINISKIP
TE	WHITE SOLID LANE LINE
TI	YELLOW DOUBLE CENTER
TB	YELLOW EDGELINE
TT	YELLOW DIAGONAL
UA	LEFT TURN ARROW
MA	YELLOW & YELLOW
MB	CRYSTAL & RED

COLD APPLIED PLASTIC (4") Type3

THERMOPLASTIC(4", 120 MILS)

THERMOPLASTIC(4", 90 MILS)

THERMOPLASTIC(8", 90 MILS)

THERMOPLASTICPAVEMENT MARKING SYMBOLS (90 MILS)

PERMANENT RAISED PAVEMENT MARKERS


**GENERAL NOTES**

THE FOLLOWING GENERAL NOTES APPLY AT ALL TIMES FOR THE DURATION OF THE CONSTRUCTION PROJECT, EXCEPT WHEN OTHERWISE NOTED IN THE PLAN, OR DIRECTED BY THE ENGINEER.

- A) INSTALL PAVEMENT MARKINGS AND PAVEMENT MARKERS ON THE FINAL SURFACE AS FOLLOWS:
- | ROAD NAME                          | MARKING                           | MARKER                     |
|------------------------------------|-----------------------------------|----------------------------|
| 1) NC 24/210<br>(BRIDGE DECK ONLY) | COLD APPLIED PLASTIC<br>(TYPE 3 ) | PERMANENT RAISED<br>MARKER |
| 2) NC 24/210                       | THERMOPLASTIC                     | PERMANENT RAISED<br>MARKER |
- B) TIE PROPOSED PAVEMENT MARKING LINES TO EXISTING PAVEMENT MARKING LINES.  
 C) REMOVE/REPLACE ANY CONFLICTING/DAMAGED PAVEMENT MARKINGS AND MARKERS.  
 D) PASSING ZONES WILL BE DETERMINED IN THE FIELD AND MUST BE APPROVED BY THE ENGINEER.  
 E) REMOVE ALL RESIDUE AND SURFACE LAITANCE BY ACCEPTABLE METHODS ON THE BRIDGE DECK PRIOR TO PLACING COLD APPLIED PLASTIC PAVEMENT MARKING.


**PLAN PREPARED BY: N.C.D.O.T. SIGNING AND DELINEATION UNIT**

AYMAN ALQUDWAH, P.E. SIGNING & DELINEATION REGIONAL ENGINEER  
 D. PILLAR SIGNING & DELINEATION PROJECT DESIGN ENGINEER/TECHNICIAN



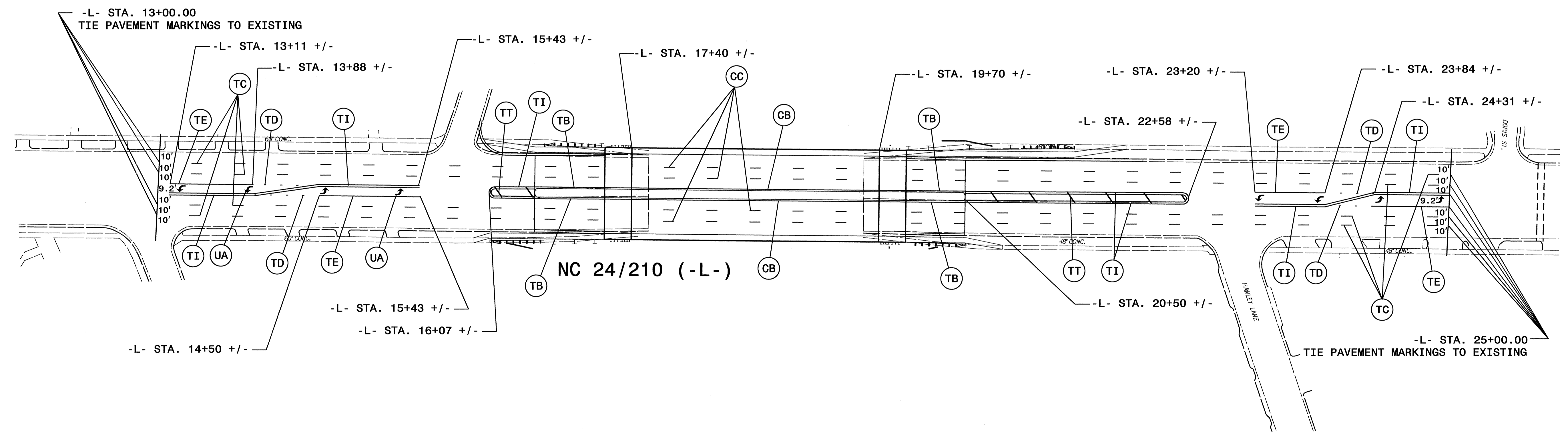

**INDEX**

SHEET NO.	DESCRIPTION
PMP-1	PAVEMENT MARKING PLAN COVER SHEET AND NOTES
PMP-2	PAVEMENT MARKING DETAIL

TIP NO. B-4090	SHEET NO. PMP-2
APPROVED: <i>[Signature]</i>	
DATE: 7-6-11	
SEAL	
	

**SYMBOL AND PAVEMENT MARKING LEGEND**

- THERMOPLASTIC
- (TI) YELLOW DOUBLE CENTER 4"
  - (TC) WHITE SKIP 4"
  - (TT) YELLOW DIAGONAL 8"
  - (TB) YELLOW EDGELINE 4"
  - (TE) WHITE SOLID LANE LINE 4"
  - (TD) 2 FT.-13 FT. / SP WHITE MINISKIP 4"
  - (UA) ← LEFT TURN ARROW
- COLD APPLIED PLASTIC TYPE 3
- (CC) WHITE SKIP 4"
  - (CB) YELLOW EDGELINE 4"



**PAVEMENT MARKING DETAIL**