

T.I.P.: R-2812

CONTRACT: C202663

**STATE OF NORTH CAROLINA
DEPARTMENT OF TRANSPORTATION**

**SIGNING PLAN
MOORE COUNTY**

**LOCATION: ALONG NC 211 FROM NC 73 TO THE
TRAFFIC CIRCLE IN PINEHURST**

TIP NO. R-2812	SHEET NO. SIGN-1
APPROVED:	
DATE: 7/11/2011	
SEAL	

ROADWAY STANDARD DRAWING

THE FOLLOWING ROADWAY STANDARDS AS APPEAR IN "ROADWAY STANDARD DRAWINGS" - PROJECT SERVICES UNIT - N.C. DEPARTMENT OF TRANSPORTATION - RALEIGH, N.C., DATED JULY 2006 ARE APPLICABLE TO THIS PROJECT AND BY REFERENCE HEREBY ARE CONSIDERED A PART OF THESE PLANS:

STD. NO.	TITLE
901.50	ARROWS AND SHIELDS
904.10	ORIENTATION OF GROUND MOUNTED SIGNS
904.50	MOUNTING OF TYPE 'D', 'E' AND 'F' SIGNS ON 'U' CHANNEL POSTS

SUMMARY OF QUANTITIES

ITEM NO.		ITEM DESCRIPTION	QUANTITY	UNIT
DESC. NO.	SECT. NO.			
4057000000	SP	OVERHEAD FOOTING	12	C.Y.
4072000000	903	SUPPORTS, 3 LB STEEL U-CHANNEL	4361	L.F.
4082100000	SP	SUPPORTS, OVERHEAD SIGN STRUCTURE AT STATION "405+00 -L-"	1	L.S.
4096000000	904	SIGN ERECTION, TYPE D	29	EA.
4102000000	904	SIGN ERECTION, TYPE E	163	EA.
4108000000	904	SIGN ERECTION, TYPE F	39	EA.
4116100000	904	SIGN ERECTION, RELOCATE SIGN TYPE D	9	EA.
4155000000	907	DISPOSAL OF SIGN SYSTEM, U-CHANNEL	101	EA.

GENERAL NOTES

- . SIGNS FURNISHED BY STATE
- . ALL EXISTING SIGNS ON "U" CHANNEL POST WITHIN THE PROJECT LIMITS SHALL BE REMOVED AND DISPOSED OF UNLESS OTHERWISE NOTED ON PLANS. THE SIGNS TO BE DISPOSED ARE NOT SHOWN IN PLANS.
- . RAIL CROSSING SIGNS BY OTHERS UNLESS OTHERWISE NOTED.
- . ALL TYPE 'D' SIGNS SHALL BE MOUNTED ON TWO U-CHANNEL POSTS UNLESS OTHERWISE INDICATED ON THE PLANS.
- . IF REMOVAL OR RELOCATION OF SIGNS ON PRIVATE STREET (NON-STATE MAINTAINED) IS REQUIRED DUE TO CONSTRUCTION, THE CONTRACTOR SHALL INFORM THE ENGINEER. THE WORK WILL BE COMPLETED BY OTHERS.
- . SIGNING PLANS DO NOT INCLUDE TEMPORARY CONSTRUCTION SIGNING, SEE TRAFFIC TRAFFIC CONTROL PLANS. SEE PAVEMENT MARKING PLAN FOR PAVEMENT MARKING MARKING DESIGN.
- . WHEN NOT STATIONED OR DIMENSIONED ON PLANS, ALL 'E' AND 'F' SIGNS SHALL BE FIELD LOCATED BY THE ENGINEER.
- . WHEN EXISTING SIGNS ARE REMOVED AND INSTALLED ON NEW SUPPORTS, THE RE-ERECTION SHALL IMMEDIATELY FOLLOW THE REMOVAL.
- . THE BACKGROUND FOR TYPE E & F SIGNS SHALL BE GRADE C REFLECTIVE SHEETING.
- . DO NOT BEGIN FABRICATION FOR TYPES A & B SIGNS MOUNTED ON OVERHEAD STRUCTURES OR STEEL SUPPORTS UNTIL "S" DIMENSIONS HAVE BEEN FIELD VERIFIED.
- . SEE ROADWAY PLANS FOR GUARD/GUIDE RAIL DETAILS.

PAY ITEM NOTES


- 1 SIGN ERECTION, TYPE D, E, AND F
- 2 SIGN ERECTION, RELOCATE SIGN TYPE D

INDEX


SHEET NO.	DESCRIPTION
SIGN-1	TITLE SHEET
SIGN-2	OVERHEAD DETAIL
SIGN-3-3F	SIGN DESIGNS & E AND F SHEETS
SIGN-4-13	PROPOSED SIGN DETAIL SHEETS

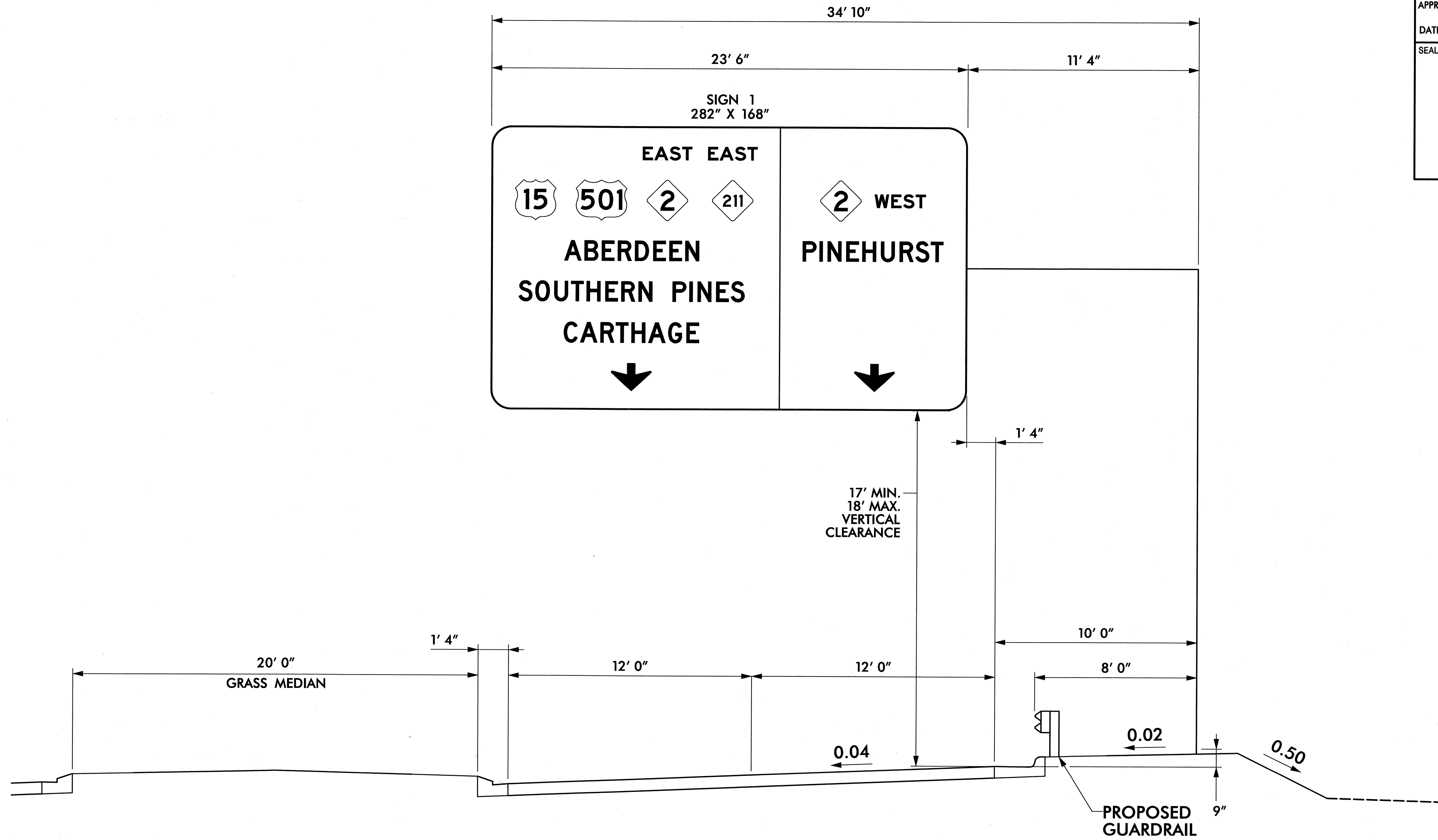
PLAN REVIEW BY : N.C.D.O.T. SIGNING AND DELINEATION UNIT

SUSAN KUNZ _____ SIGNING & DELINEATION REGIONAL ENGINEER
SAMUEL COLEMAN, E.I. _____ SIGNING & DELINEATION PROJECT DESIGN ENGINEER



PLAN PREPARED BY :
HNTB HNTB NORTH CAROLINA, P.C.
343 E. Six Forks Road, Suite 200
Raleigh, North Carolina 27609
NC License No: C-1554
C.A. JOHNSON, III, PE SIGNING PROJECT ENGINEER
T.R. TERRELL _____ SIGNING DESIGN TECHNICIAN

TIP NO. R-2812	SHEET NO. SIGN-2
APPROVED: <i>[Signature]</i>	
DATE: 6-29-2011	
SEAL	
	




NOTES:

- IF THE CONTRACTOR BIDS ALUMINUM SIGN STRUCTURE, EACH SHALL BE PROVIDED WITH AN APPROVED HIGHWAY TRUSS DAMPER DEVICE IN ACCORDANCE WITH AASHTO SPECIFICATIONS.
- MOUNT SIGNS VERTICALLY CENTERED ON HORIZONTAL MEMBER OF STRUCTURE.
- FIELD VERIFICATION SHALL BE REQUIRED FOR ALL FOOTING ELEVATIONS, PER THE LATEST NCDOT STANDARD SPECIFICATIONS FOR ROADS AND STRUCTURES. PROVIDE FIELD VERIFICATION TO THE SIGNING SECTION.
- THE TOP OF THE FOOTING SHALL EXTEND AT LEAST 4 INCHES AND NOT MORE THAN 24 INCHES ABOVE THE HIGHEST POINT OF THE GROUND SURFACE AT THE FOOTING.
- SIGN HANGERS AND ATTACHMENT HARDWARE SHALL BE PROVIDED AND INSTALLED ON THE ASSEMBLY TO ACCOMMODATE ALL SIGNS SHOWN IN THIS PLAN SHEET.
- DESIGN AND CONSTRUCTION REQUIREMENTS FOR SIGN STRUCTURES SHALL ACCOMMODATE WIND VELOCITY OF 90 M.P.H.

APPROVED: *[Signature]*

DATE: 6-29-2011



SIGN NUMBER: 1
TYPE: A (OVERHEAD)
QUANTITY: 1
SIGN WIDTH: 23'-6"
HEIGHT: 14'-0"
TOTAL AREA: 329.0 Sq.Ft.
BORDER TYPE: FLUSH
RECESS: 0"
WIDTH: 1"
RADIUS: 12"
NO. Z BARS: 4
LENGTH: 274.0

BACKG COLOR: Green/Green
COPY COLOR: White

SYMBOL	X	Y	WID	HT
M1_4	14.2	111.8	24	24
M1_4	50.2	111.8	30	24
NC241	92.2	111.8	24	24
NC243A	130.8	111.8	24	24
NC241	195	111.8	24	24
ARDDOWN	71.2	11.4	24	16.5
ARDDOWN	215.2	11.4	24	16.5

MAT'L: 0.125" (3.2 mm) ALUMINUM

DESIGN BY: TRT
PROJECT ID: R-2812
CHECKED BY: ADK/CAJ
DIV: 08
DATE: June 2011

USE NOTES: 1,3,4
1. Legend and border shall be direct applied Grade A reflective sheeting.
2. Legend and border shall be direct applied non-reflective sheeting.
3. Shields shall be Grade A reflective sheeting on 0.032" (0.8mm) aluminum and demountable.
4. Background shall be Grade C reflective sheeting.
5. Background shall be Grade A reflective sheeting.
6. Center arrow(s) vertically on sign.

LETTER POSITIONS

Letter spacings are to start of next letter

Series/Size	Text Length
E A S T	EM 8
89.6 6.9 9 7.4 6 163.1	29.3
E A S T	EM 8
128.2 6.9 9 7.4 6 124.5	29.3
W E S T	EM 8
227 9.8 7.1 7.4 6 24.7	30.3
A B E R D E E N	D 12
43.3 12 10.2 9.5 10.2 10.8 9.5 9.5 8.2 158.9	79.8
P I N E H U R S T	D 12
184.5 10 4.8 11 9.5 11 11 9.4 9.1 7.4 14.2	83.3
S O U T H E R N P I N E S	D 12
16.3 10 11.2 10 9.2 11 9.5 10.2 8.2 12 10 4.8 11 8.6 6.2 131.9	133.8
C A R T H A G E	D 12
43.2 9.7 12 9.1 9.2 10 11.8 10.8 7.4 158.7	80

Spacing Factor is 1 unless specified otherwise

SIGN NUMBER: 301
TYPE: D
QUANTITY: 1
SIGN WIDTH: 6'-0"
HEIGHT: 2'-6"
TOTAL AREA: 15.0 Sq.Ft.
BORDER TYPE: FLUSH
RECESS: 0"
WIDTH: 0.75"
RADIUS: 3"
NO. Z BARS: 1
LENGTH: 170.8

BACKG COLOR: Green/Green
COPY COLOR: White

SYMBOL	X	Y	WID	HT
ARROW UP	6.8	17.1	6	9
ARROW RIGHT	50.6	3.9	6	9

MAT'L: 0.125" (3.2 mm) ALUMINUM

DESIGN BY: TRT
PROJECT ID: R-2812
CHECKED BY: ADK/CAJ
DIV: 08
DATE: June 2011

USE NOTES: 1,4
1. Legend and border shall be direct applied Grade C reflective sheeting.
2. Legend and border shall be direct applied non-reflective sheeting.
3. Shields shall be Grade C reflective sheeting on 0.032" (0.8mm) aluminum and demountable.
4. Background shall be Grade C reflective sheeting.
5. Background shall be Grade A reflective sheeting.
6. Center arrow(s) vertically on sign.

LETTER POSITIONS

Letter spacings are to start of next letter

Series/Size	Text Length
P i n e h u r s t	EM 6
18.8 6.3 3.6 5.8 5.8 6.4 6.4 3.8 5.2 3.1 6.8	46.4
E l l e r b e	EM 6
12.4 6.1 3.6 3.1 5.8 4.4 5.3 4 27.4	32.2

Spacing Factor is 1 unless specified otherwise

SIGN NUMBER: 302
TYPE: D
QUANTITY: 1
SIGN WIDTH: 6'-6"
HEIGHT: 2'-6"
TOTAL AREA: 16.3 Sq.Ft.
BORDER TYPE: FLUSH
RECESS: 0"
WIDTH: 0.75"
RADIUS: 3"
NO. Z BARS: 1
LENGTH: 170.8

BACKG COLOR: Green/Green
COPY COLOR: White

SYMBOL	X	Y	WID	HT
ARROW LEFT	15	19.3	6	9
ARROW RIGHT	60.7	4.7	6	9

MAT'L: 0.125" (3.2 mm) ALUMINUM

DESIGN BY: TRT
PROJECT ID: R-2812
CHECKED BY: ADK/CAJ
DIV: 08
DATE: June 2011

USE NOTES: 1,4
1. Legend and border shall be direct applied Grade C reflective sheeting.
2. Legend and border shall be direct applied non-reflective sheeting.
3. Shields shall be Grade C reflective sheeting on 0.032" (0.8mm) aluminum and demountable.
4. Background shall be Grade C reflective sheeting.
5. Background shall be Grade A reflective sheeting.
6. Center arrow(s) vertically on sign.

LETTER POSITIONS

Letter spacings are to start of next letter

Series/Size	Text Length
C a n d o r	EM 6
30 6 6.4 5.8 5.8 5.9 3 15	32.9
P i n e h u r s t	EM 6
8.3 6.3 3.6 5.8 5.8 6.4 6.4 3.8 5.2 3.1 23.3	46.4

Spacing Factor is 1 unless specified otherwise

SIGN NUMBER: 303
TYPE: D
QUANTITY: 1
SIGN WIDTH: 5'-0"
HEIGHT: 1'-6"
TOTAL AREA: 7.5 Sq.Ft.
BORDER TYPE: FLUSH
RECESS: 0"
WIDTH: 0.75"
RADIUS: 3"
NO. Z BARS: 1
LENGTH: 170.8

BACKG COLOR: Green
COPY COLOR: White

SYMBOL	X	Y	WID	HT
ARROW LEFT	6.4	6	6	9

MAT'L: 0.125" (3.2 mm) ALUMINUM

DESIGN BY: TRT
PROJECT ID: R-2812
CHECKED BY: ADK/CAJ
DIV: 08
DATE: June 2011

USE NOTES: 1,4
1. Legend and border shall be direct applied Grade C reflective sheeting.
2. Legend and border shall be direct applied non-reflective sheeting.
3. Shields shall be Grade C reflective sheeting on 0.032" (0.8mm) aluminum and demountable.
4. Background shall be Grade C reflective sheeting.
5. Background shall be Grade A reflective sheeting.
6. Center arrow(s) vertically on sign.


LETTER POSITIONS

Letter spacings are to start of next letter

Series/Size	Text Length
E l l e r b e	EM 6
21.4 6.1 3.6 3.1 5.8 4.4 5.3 4 6.4	32.2

Spacing Factor is 1 unless specified otherwise

APPROVED: *[Signature]*
DATE: 6-29-2011



SIGN NUMBER: 304 TYPE: D QUANTITY: 1
 BACKG COLOR: Green COPY COLOR: White
 SIGN WIDTH: 5'-0" HEIGHT: 2'-0" TOTAL AREA: 10.0 Sq.Ft.
 BORDER TYPE: FLUSH RECESS: 0" WIDTH: 0.75" RADII: 3"
 NO. Z BARS: MAT'L: 0.125" (3.2 mm) ALUMINUM LENGTH:

DESIGN BY: TRT CHECKED BY: ADK/CAJ DATE: June 2011
 PROJECT ID: R-2812 DIV: 08

USE NOTES: 1,4
 1. Legend and border shall be direct applied Grade C reflective sheeting.
 2. Legend and border shall be direct applied non-reflective sheeting.
 3. Shields shall be Grade C reflective sheeting on 0.032" (0.8mm) aluminum and demountable.
 4. Background shall be Grade C reflective sheeting.
 5. Background shall be Grade A reflective sheeting.
 6. Center arrow(s) vertically on sign.

LETTER POSITIONS

Letter spacings are to start of next letter												Series/Size
												Text Length
F	o	x	f	i	r	e						EM 6
6.1	5.5	5.4	6.1	4.4	3.6	3.9	4	21.1				32.8
V	i	l	l	a	g	e						EM 6
6.1	7	3.6	3.6	3.1	5.8	5.8	4	21.1				32.8

Spacing Factor is 1 unless specified otherwise

SIGN NUMBER: 306 TYPE: D QUANTITY: 1
 BACKG COLOR: Green COPY COLOR: White
 SIGN WIDTH: 5'-0" HEIGHT: 2'-0" TOTAL AREA: 10.0 Sq.Ft.
 BORDER TYPE: FLUSH RECESS: 0" WIDTH: 0.75" RADII: 3"
 NO. Z BARS: MAT'L: 0.125" (3.2 mm) ALUMINUM LENGTH:

DESIGN BY: TRT CHECKED BY: ADK/CAJ DATE: June 2011
 PROJECT ID: R-2812 DIV: 08

USE NOTES: 1,4
 1. Legend and border shall be direct applied Grade C reflective sheeting.
 2. Legend and border shall be direct applied non-reflective sheeting.
 3. Shields shall be Grade C reflective sheeting on 0.032" (0.8mm) aluminum and demountable.
 4. Background shall be Grade C reflective sheeting.
 5. Background shall be Grade A reflective sheeting.
 6. Center arrow(s) vertically on sign.

LETTER POSITIONS

Letter spacings are to start of next letter												Series/Size
												Text Length
F	o	x	f	i	r	e						EM 6
21.1	5.5	5.4	6.1	4.4	3.6	3.9	4	6.1				32.8
V	i	l	l	a	g	e						EM 6
21.1	7	3.6	3.6	3.1	5.8	5.8	4	6.1				32.8

Spacing Factor is 1 unless specified otherwise

SIGN NUMBER: 306 TYPE: D QUANTITY: 1
 BACKG COLOR: Green COPY COLOR: White
 SIGN WIDTH: 7'-0" HEIGHT: 1'-6" TOTAL AREA: 10.5 Sq.Ft.
 BORDER TYPE: FLUSH RECESS: 0" WIDTH: 0.75" RADII: 3"
 NO. Z BARS: MAT'L: 0.125" (3.2 mm) ALUMINUM LENGTH:

DESIGN BY: TRT CHECKED BY: ADK/CAJ DATE: June 2011
 PROJECT ID: R-2812 DIV: 08

USE NOTES: 1,4
 1. Legend and border shall be direct applied Grade C reflective sheeting.
 2. Legend and border shall be direct applied non-reflective sheeting.
 3. Shields shall be Grade C reflective sheeting on 0.032" (0.8mm) aluminum and demountable.
 4. Background shall be Grade C reflective sheeting.
 5. Background shall be Grade A reflective sheeting.
 6. Center arrow(s) vertically on sign.

LETTER POSITIONS

Letter spacings are to start of next letter												Series/Size
												Text Length
T	a	y	l	o	r	t	o	w	n			EM 6
23.3	5.3	5.7	6.8	3.1	5.9	3.8	4.5	5.3	7.9	4	8.3	52.3

Spacing Factor is 1 unless specified otherwise

SIGN NUMBER: 307,311 TYPE: D QUANTITY: 2
 BACKG COLOR: White/COPY COLOR: Black
 SIGN WIDTH: 7'-6" HEIGHT: 3'-6" TOTAL AREA: 26.3 Sq.Ft.
 BORDER TYPE: RECESSED RECESS: 0.75" WIDTH: 1.25" RADII: 3"
 NO. Z BARS: MAT'L: 0.125" (3.2 mm) ALUMINUM LENGTH:

DESIGN BY: TRT CHECKED BY: ADK/CAJ DATE: June 2011
 PROJECT ID: R-2812 DIV: 08


USE NOTES: 2,4
 1. Legend and border shall be direct applied Grade C reflective sheeting.
 2. Legend and border shall be direct applied non-reflective sheeting.
 3. Shields shall be Grade C reflective sheeting on 0.032" (0.8mm) aluminum and demountable.
 4. Background shall be Grade C reflective sheeting.
 5. Background shall be Grade A reflective sheeting.
 6. Center arrow(s) vertically on sign.

LETTER POSITIONS

Letter spacings are to start of next letter												Series/Size					
												Text Length					
N	O	T	H	R	U	T	R	U	C	K	S	D 6					
9.8	5.4	4.3	6	4.6	5.5	5.1	4.1	6	4.6	5.1	5.4	5.4	4.8	4.1	9.8	70.4	
A	L	L	O	W	E	D	O	N	N	C	S	D 6					
6.8	6	4.6	4.5	5	6.2	4.7	4.1	6	5.6	4.1	6	5.4	4.1	6	4.1	6.8	76.4
U	S	E	N	C													D 6
22.5	5.1	5.1	3.7	6	5.4	4.1	6	5.3	2.8	1.5	22.5						45

Spacing Factor is 1 unless specified otherwise

APPROVED: *[Signature]*
DATE: 6-29-2011



SIGN NUMBER: 308A **BACKG COLOR:** Green **TYPE:** D **COPY COLOR:** White **DESIGN BY:** TRT **CHECKED BY:** ADK/CAJ **DATE:** June 2011
PROJECT ID: R-2812 **DIV:** 08

QUANTITY: 1

SYMBOL	X	Y	WID	HT
ARROW RIGHT	60.7	6	6	9

SIGN WIDTH: 6'-6" **HEIGHT:** 1'-6" **TOTAL AREA:** 9.8 Sq.Ft.

BORDER TYPE: FLUSH **RECESS:** 0" **WIDTH:** 0.75" **RADII:** 3"

MAT'L: 0.125" (3.2 mm) ALUMINUM

USE NOTES: 1,4
 1. Legend and border shall be direct applied Grade C reflective sheeting.
 2. Legend and border shall be direct applied non-reflective sheeting.
 3. Shields shall be Grade C reflective sheeting on 0.032" (0.8mm) aluminum and demountable.
 4. Background shall be Grade C reflective sheeting.
 5. Background shall be Grade A reflective sheeting.
 6. Center arrow(s) vertically on sign.

Spacing Factor is 1 unless specified otherwise

LETTER POSITIONS

Letter spacings are to start of next letter													Series/Size Text Length
P	i	n	e	h	u	r	s	t					EM 6
8.3	6.3	3.6	5.8	5.8	6.4	6.4	3.8	5.2	3.1	23.3			46.4

SIGN NUMBER: 308B **BACKG COLOR:** Green **TYPE:** D **COPY COLOR:** White **DESIGN BY:** TRT **CHECKED BY:** ADK/CAJ **DATE:** June 2011
PROJECT ID: R-2812 **DIV:** 08

QUANTITY: 1

SYMBOL	X	Y	WID	HT
ARROW RIGHT	7	1.5	4	10

SIGN WIDTH: 2'-0" **HEIGHT:** 1'-6" **TOTAL AREA:** 3.0 Sq.Ft.

BORDER TYPE: FLUSH **RECESS:** 0" **WIDTH:** 0.63" **RADII:** 1.5"

MAT'L: 0.063" (1.6 mm) ALUMINUM

USE NOTES: 1,4
 1. Legend and border shall be direct applied Grade C reflective sheeting.
 2. Legend and border shall be direct applied non-reflective sheeting.
 3. Shields shall be Grade C reflective sheeting on 0.032" (0.8mm) aluminum and demountable.
 4. Background shall be Grade C reflective sheeting.
 5. Background shall be Grade A reflective sheeting.
 6. Center arrow(s) vertically on sign.

Spacing Factor is 1 unless specified otherwise

LETTER POSITIONS

Letter spacings are to start of next letter													Series/Size Text Length
B	U	S	I	N	E	S	S						C 4
1.6	2.9	2.9	2.9	1.4	3.1	2.5	2.7	2.2	1.6				20.8
D	I	S	T	R	I	C	T						C 4
2.7	3	1.2	2.8	2.8	2.9	1.4	2.7	2	2.7				18.5

SIGN NUMBER: 309 **BACKG COLOR:** Green/Green **TYPE:** D **COPY COLOR:** White **DESIGN BY:** TRT **CHECKED BY:** ADK/CAJ **DATE:** June 2011
PROJECT ID: R-2812 **DIV:** 08

QUANTITY: 1

SYMBOL	X	Y	WID	HT
ARROW LEFT	12	19.3	6	9
ARROW RIGHT	56.2	4.7	6	9

SIGN WIDTH: 6'-0" **HEIGHT:** 2'-6" **TOTAL AREA:** 15.0 Sq.Ft.

BORDER TYPE: FLUSH **RECESS:** 0" **WIDTH:** 0.75" **RADII:** 3"

MAT'L: 0.125" (3.2 mm) ALUMINUM

USE NOTES: 1,4
 1. Legend and border shall be direct applied Grade C reflective sheeting.
 2. Legend and border shall be direct applied non-reflective sheeting.
 3. Shields shall be Grade C reflective sheeting on 0.032" (0.8mm) aluminum and demountable.
 4. Background shall be Grade C reflective sheeting.
 5. Background shall be Grade A reflective sheeting.
 6. Center arrow(s) vertically on sign.

Spacing Factor is 1 unless specified otherwise

LETTER POSITIONS

Letter spacings are to start of next letter													Series/Size Text Length
C	a	n	d	o	r								EM 6
27	6	6.4	5.8	5.8	5.9	3	12						32.9
A	b	e	r	d	e	e	n						EM 6
6.8	7.5	5.3	5.8	3.9	5.8	5.3	5.8	4	21.8				43.4

SIGN NUMBER: 310 **BACKG COLOR:** Green **TYPE:** D **COPY COLOR:** White **DESIGN BY:** TRT **CHECKED BY:** ADK/CAJ **DATE:** June 2011
PROJECT ID: R-2812 **DIV:** 08

QUANTITY: 1

SYMBOL	X	Y	WID	HT
ARROW RIGHT	66.7	6	6	9

SIGN WIDTH: 7'-0" **HEIGHT:** 1'-6" **TOTAL AREA:** 10.5 Sq.Ft.

BORDER TYPE: FLUSH **RECESS:** 0" **WIDTH:** 0.75" **RADII:** 3"


MAT'L: 0.125" (3.2 mm) ALUMINUM

USE NOTES: 1,4
 1. Legend and border shall be direct applied Grade C reflective sheeting.
 2. Legend and border shall be direct applied non-reflective sheeting.
 3. Shields shall be Grade C reflective sheeting on 0.032" (0.8mm) aluminum and demountable.
 4. Background shall be Grade C reflective sheeting.
 5. Background shall be Grade A reflective sheeting.
 6. Center arrow(s) vertically on sign.

Spacing Factor is 1 unless specified otherwise

LETTER POSITIONS

Letter spacings are to start of next letter													Series/Size Text Length
T	a	y	l	o	r	t	o	w	n				EM 6
8.3	5.3	5.7	6.8	3.1	5.9	3.8	4.5	5.3	7.9	4	23.3		52.3

APPROVED: *[Signature]*
 DATE: 6-29-2011
 SEAL


SIGN NUMBER: 312A **BACKG COLOR:** Green **DESIGN BY:** TRT **CHECKED BY:** ADK/CAJ **DATE:** June 2011
TYPE: D **COPY COLOR:** White **PROJECT ID:** R-2812 **DIV:** 08

QUANTITY: 1

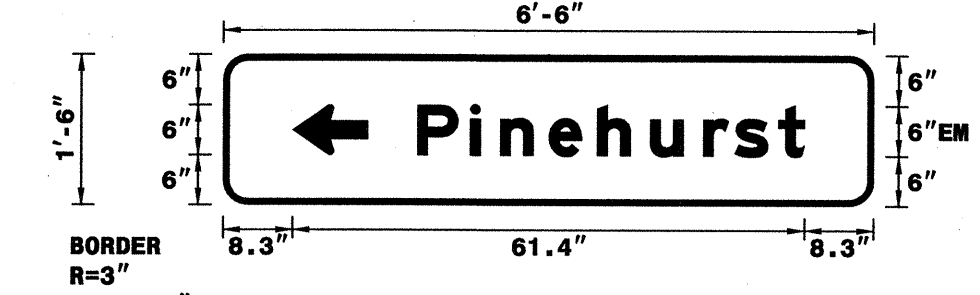
SYMBOL	X	Y	WID	HT
ARROW LEFT	8.3	6	6	9

SIGN WIDTH: 6'-6" **HEIGHT:** 1'-6" **TOTAL AREA:** 9.8 Sq.Ft.

BORDER TYPE: FLUSH
RECESS: 0"
WIDTH: 0.75"
RADII: 3"

NO. Z BARS: MAT'L: 0.125" (3.2 mm) ALUMINUM
LENGTH:

USE NOTES: 1,4
 1. Legend and border shall be direct applied Grade C reflective sheeting.
 2. Legend and border shall be direct applied non-reflective sheeting.
 3. Shields shall be Grade C reflective sheeting on 0.032" (0.8mm) aluminum and demountable.
 4. Background shall be Grade C reflective sheeting.
 5. Background shall be Grade A reflective sheeting.
 6. Center arrow(s) vertically on sign.



BORDER
 R=3"
 TH=0.75"

Spacing Factor is 1 unless specified otherwise

LETTER POSITIONS

Letter spacings are to start of next letter													Series/Size
													Text Length
P	i	n	e	h	u	r	s	t					EM 6
23.3	6.3	3.6	5.8	5.8	6.4	6.4	3.8	5.2	3.1	8.3			46.4

SIGN NUMBER: 312B **BACKG COLOR:** Green **DESIGN BY:** TRT **CHECKED BY:** ADK/CAJ **DATE:** June 2011
TYPE: D **COPY COLOR:** White **PROJECT ID:** ID **DIV:** 08

QUANTITY: 1


SYMBOL	X	Y	WID	HT
ARROW LEFT	7.2	1.5	4	10

SIGN WIDTH: 2'-0" **HEIGHT:** 1'-6" **TOTAL AREA:** 3.0 Sq.Ft.

BORDER TYPE: FLUSH
RECESS: 0"
WIDTH: 0.63"
RADII: 1.5"

NO. Z BARS: MAT'L: 0.063" (1.6 mm) ALUMINUM
LENGTH:

USE NOTES: 1,4
 1. Legend and border shall be direct applied Grade C reflective sheeting.
 2. Legend and border shall be direct applied non-reflective sheeting.
 3. Shields shall be Grade C reflective sheeting on 0.032" (0.8mm) aluminum and demountable.
 4. Background shall be Grade C reflective sheeting.
 5. Background shall be Grade A reflective sheeting.
 6. Center arrow(s) vertically on sign.



BORDER
 R=1.5"
 TH=0.63"

Spacing Factor is 1 unless specified otherwise

LETTER POSITIONS

Letter spacings are to start of next letter													Series/Size
													Text Length
B	U	S	I	N	E	S	S						C 4
1.8	2.9	2.9	2.9	1.4	3.1	2.5	2.7	2.2	1.6				20.8
D	I	S	T	R	I	C	T						C 4
2.7	3	1.2	2.6	2.6	2.9	1.4	2.7	2	2.7				18.5

SIGN NUMBER: 313 **BACKG COLOR:** Blue **DESIGN BY:** TRT **CHECKED BY:** ADK/CAJ **DATE:** June 2011
TYPE: D **COPY COLOR:** White **PROJECT ID:** R-2812 **DIV:** 08

QUANTITY: 1

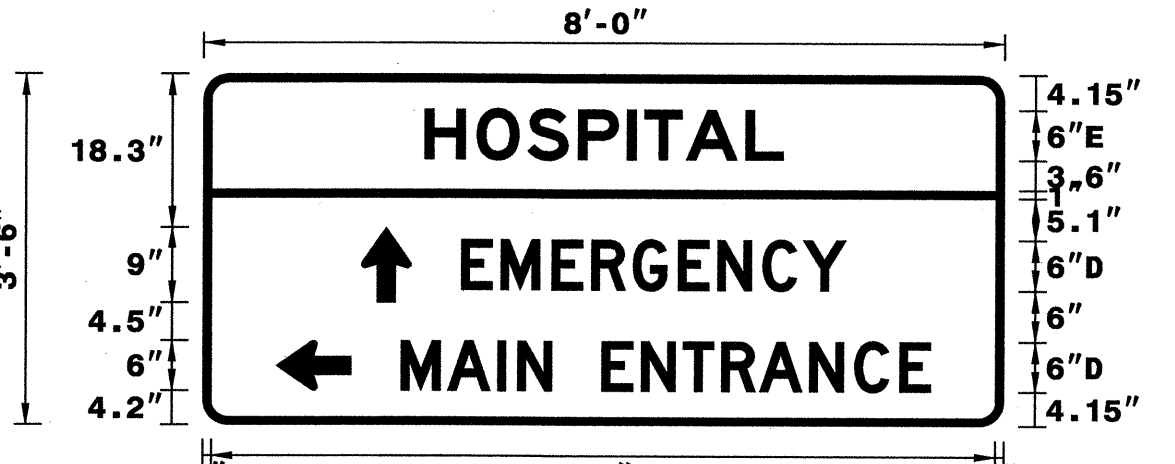
SYMBOL	X	Y	WID	HT
ARROW UP	18.9	14.7	6	9
ARROW LEFT	8.8	4.2	6	9

SIGN WIDTH: 8'-0" **HEIGHT:** 3'-6" **TOTAL AREA:** 28.0 Sq.Ft.

BORDER TYPE: FLUSH
RECESS: 0"
WIDTH: 1"
RADII: 3"

NO. Z BARS: MAT'L: 0.125" (3.2 mm) ALUMINUM
LENGTH:

USE NOTES: 1,4
 1. Legend and border shall be direct applied Grade C reflective sheeting.
 2. Legend and border shall be direct applied non-reflective sheeting.
 3. Shields shall be Grade C reflective sheeting on 0.032" (0.8mm) aluminum and demountable.
 4. Background shall be Grade C reflective sheeting.
 5. Background shall be Grade A reflective sheeting.
 6. Center arrow(s) vertically on sign.



BORDER
 R=3"
 TH=1"

Spacing Factor is 1 unless specified otherwise

LETTER POSITIONS

Letter spacings are to start of next letter													Series/Size
													Text Length
H	O	S	P	I	T	A	L						E 6
26.5	6.2	6.1	6.1	5.9	2.1	5	7.1	4.5	26.5				43
E	M	E	R	G	E	N	C	Y					D 6
30.9	4.7	6.1	4.7	5	5.4	4.7	5.4	4.9	5.2	18.9			46.1
M	A	I	N	E	N	T	R	A	N	C	E		D 6
23.8	5.6	6	2.4	4.1	6	4.7	5	4.6	4.6	6	5.4	5.4	63.5

SIGN NUMBER: 314 **BACKG COLOR:** Blue **DESIGN BY:** TRT **CHECKED BY:** ADK/CAJ **DATE:** June 2011
TYPE: D **COPY COLOR:** White **PROJECT ID:** R-2812 **DIV:** 08

QUANTITY: 1


SYMBOL	X	Y	WID	HT
ARROW LEFT	5.4	5	6	9

SIGN WIDTH: 6'-0" **HEIGHT:** 2'-6" **TOTAL AREA:** 15.0 Sq.Ft.

BORDER TYPE: FLUSH
RECESS: 0"
WIDTH: 1"
RADII: 3"

NO. Z BARS: MAT'L: 0.125" (3.2 mm) ALUMINUM
LENGTH:

USE NOTES: 1,4
 1. Legend and border shall be direct applied Grade C reflective sheeting.
 2. Legend and border shall be direct applied non-reflective sheeting.
 3. Shields shall be Grade C reflective sheeting on 0.032" (0.8mm) aluminum and demountable.
 4. Background shall be Grade C reflective sheeting.
 5. Background shall be Grade A reflective sheeting.
 6. Center arrow(s) vertically on sign.




BORDER
 R=3"
 TH=1"

Spacing Factor is 1 unless specified otherwise

LETTER POSITIONS

Letter spacings are to start of next letter													Series/Size
													Text Length
H	O	S	P	I	T	A	L						E 6
14.5	6.2	6.1	6.1	5.9	2.1	5	7.1	4.5	14.5				43
E	M	E	R	G	E	N	C	Y					D 6
20.4	4.7	6.1	4.7	5	5.4	4.7	5.4	4.9	5.2	5.4			46.1

APPROVED: *[Signature]*
 DATE: 6-29-2011
 SEAL


SIGN NUMBER: 315 **BACKG COLOR:** Blue **DESIGN BY:** TRT **CHECKED BY:** ADK/CAJ **DATE:** June 2011
TYPE: D **COPY COLOR:** White **PROJECT ID:** R-2812 **DIV:** 08

QUANTITY: 1

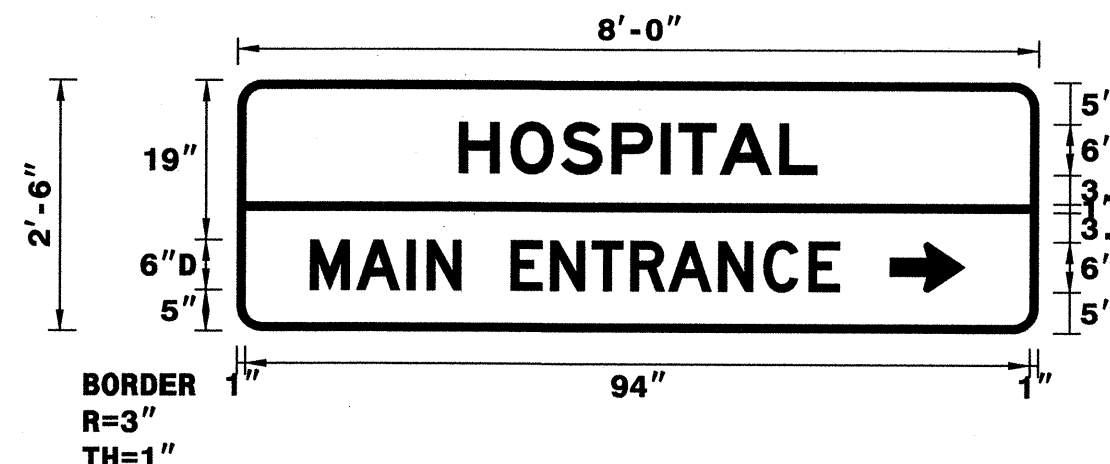
SYMBOL	X	Y	WID	HT
ARROW RIGHT	78.2	5	6	9

SIGN WIDTH: 8'-0" **HEIGHT:** 2'-6" **TOTAL AREA:** 20.0 Sq.Ft.

BORDER TYPE: FLUSH **RECESS:** 0" **WIDTH:** 1" **RADII:** 3"

MAT'L: 0.125" (3.2 mm) ALUMINUM

USE NOTES: 1,4
 1. Legend and border shall be direct applied Grade C reflective sheeting.
 2. Legend and border shall be direct applied non-reflective sheeting.
 3. Shields shall be Grade C reflective sheeting on 0.032" (0.8mm) aluminum and demountable.
 4. Background shall be Grade C reflective sheeting.
 5. Background shall be Grade A reflective sheeting.
 6. Center arrow(s) vertically on sign.



Spacing Factor is 1 unless specified otherwise

LETTER POSITIONS

Letter spacings are to start of next letter													Series/Size
													Text Length
H	O	S	P	I	T	A	L						E 6
26.5	6.2	6.1	6.1	5.9	2.1	5	7.1	4.5	26.5				43
M	A	I	N	E	N	T	R	A	N	C	E		D 6
8.8	5.6	6	2.4	4.1	6	4.7	5	4.6	4.6	6	5.4	5.4	63.5

SIGN NUMBER: 316 **BACKG COLOR:** Green **DESIGN BY:** TRT **CHECKED BY:** ADK/CAJ **DATE:** June 2011
TYPE: D **COPY COLOR:** White **PROJECT ID:** R-2812 **DIV:** 08

QUANTITY: 1

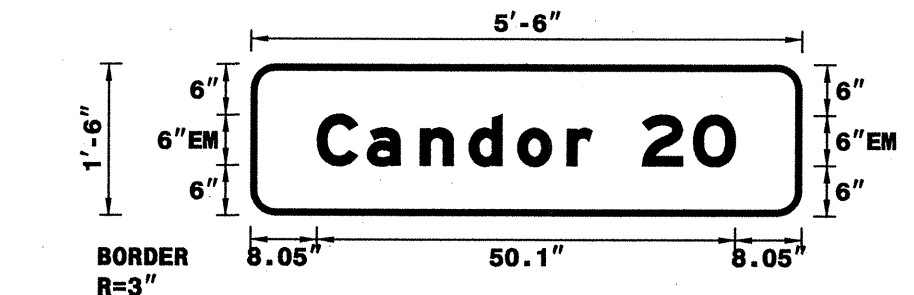
SYMBOL	X	Y	WID	HT

SIGN WIDTH: 5'-6" **HEIGHT:** 1'-6" **TOTAL AREA:** 8.3 Sq.Ft.

BORDER TYPE: FLUSH **RECESS:** 0" **WIDTH:** 0.75" **RADII:** 3"

MAT'L: 0.125" (3.2 mm) ALUMINUM

USE NOTES: 1,4
 1. Legend and border shall be direct applied Grade C reflective sheeting.
 2. Legend and border shall be direct applied non-reflective sheeting.
 3. Shields shall be Grade C reflective sheeting on 0.032" (0.8mm) aluminum and demountable.
 4. Background shall be Grade C reflective sheeting.
 5. Background shall be Grade A reflective sheeting.
 6. Center arrow(s) vertically on sign.



Spacing Factor is 1 unless specified otherwise

LETTER POSITIONS

Letter spacings are to start of next letter													Series/Size
													Text Length
C	a	n	d	o	r								E 6
8	6	6.4	5.8	5.8	5.9	3	25.1						32.9
2	0												E 6
46.9	6.1	5	7.9										11.2

SIGN NUMBER: 317 **BACKG COLOR:** Blue **DESIGN BY:** TRT **CHECKED BY:** ADK/CAJ **DATE:** June 2011
TYPE: D **COPY COLOR:** White **PROJECT ID:** R-2812 **DIV:** 08

QUANTITY: 1

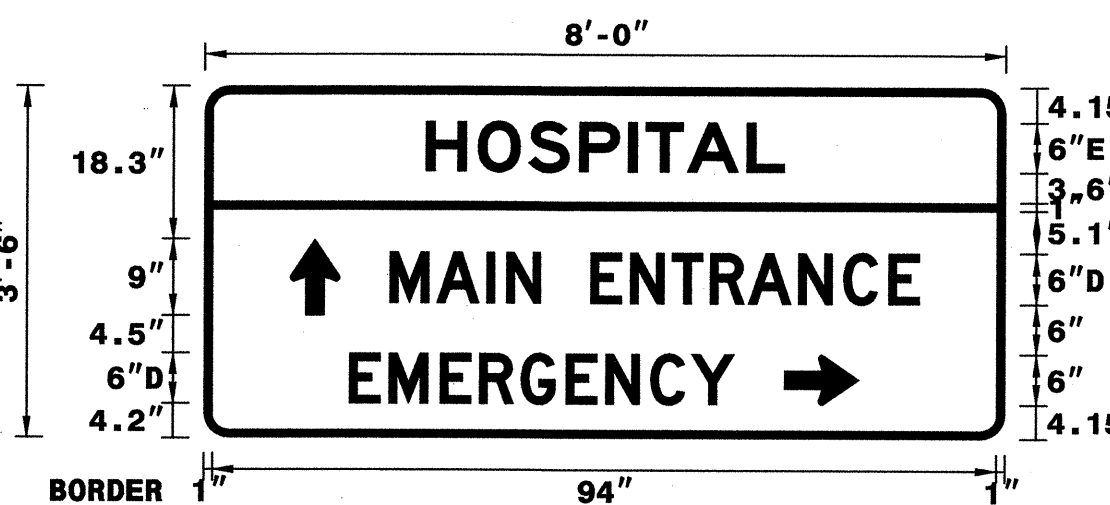
SYMBOL	X	Y	WID	HT
ARROW UP	10.3	14.6	6	9
ARROW RIGHT	69.6	4.1	6	9

SIGN WIDTH: 8'-0" **HEIGHT:** 3'-6" **TOTAL AREA:** 28.0 Sq.Ft.

BORDER TYPE: FLUSH **RECESS:** 0" **WIDTH:** 1" **RADII:** 3"

MAT'L: 0.125" (3.2 mm) ALUMINUM

USE NOTES: 1,4
 1. Legend and border shall be direct applied Grade C reflective sheeting.
 2. Legend and border shall be direct applied non-reflective sheeting.
 3. Shields shall be Grade C reflective sheeting on 0.032" (0.8mm) aluminum and demountable.
 4. Background shall be Grade C reflective sheeting.
 5. Background shall be Grade A reflective sheeting.
 6. Center arrow(s) vertically on sign.



Spacing Factor is 1 unless specified otherwise

LETTER POSITIONS

Letter spacings are to start of next letter													Series/Size
													Text Length
H	O	S	P	I	T	A	L						E 6
26.5	6.2	6.1	6.1	5.9	2.1	5	7.1	4.5	26.5				43
M	A	I	N	E	N	T	R	A	N	C	E		D 6
22.3	5.6	6	2.4	4.1	6	4.7	5	4.6	4.6	6	5.4	5.4	63.5
E	M	E	R	G	E	N	C	Y					D 6
17.4	4.7	6.1	4.7	5	5.4	4.7	5.4	4.9	5.2	32.4			46.1

SIGN NUMBER: 318 **BACKG COLOR:** White **DESIGN BY:** TRT **CHECKED BY:** CAJ **DATE:** June 2011
TYPE: D **COPY COLOR:** Black **PROJECT ID:** R-2812 **DIV:** 08

QUANTITY: 11


SYMBOL	X	Y	WID	HT

SIGN WIDTH: 2'-6" **HEIGHT:** 1'-0" **TOTAL AREA:** 2.5 Sq.Ft.

BORDER TYPE: FLUSH **RECESS:** 0.75" **WIDTH:** 0.5" **RADII:** 1.88"

MAT'L: 0.063" (1.6 mm) ALUMINUM

USE NOTES: 2,4
 1. Legend and border shall be direct applied Grade C reflective sheeting.
 2. Legend and border shall be direct applied non-reflective sheeting.
 3. Shields shall be Grade C reflective sheeting on 0.032" (0.8mm) aluminum and demountable.
 4. Background shall be Grade C reflective sheeting.
 5. Background shall be Grade A reflective sheeting.
 6. Center arrow(s) vertically on sign.




Spacing Factor is 1 unless specified otherwise

LETTER POSITIONS

Letter spacings are to start of next letter								Series/Size
								Text Length
T	R	U	C	K	S			C 5
4.7	3.3	3.6	3.0	3.0	3.4	2.0	4.6	20.7


401 QUANTITY REQ'D 12



30 X 36
R2-1

ONE "U" POST PER SIGN


406 QUANTITY REQ'D 2



36 X 36
R5-1

ONE "U" POST PER SIGN


411 QUANTITY REQ'D 4



36 X 36
R3-7L

ONE "U" POST PER SIGN


416 QUANTITY REQ'D 1



36 X 36
R3-7R

ONE "U" POST PER SIGN


421 QUANTITY REQ'D 2



30 X 12
R3-5bP

MOUNT BELOW SIGN 420 AND 422 IN 1 INSTALLATION EACH


425 QUANTITY REQ'D 2



24 X 12
W16-9p

MOUNT BELOW SIGN 424 IN 2 INSTALLATIONS

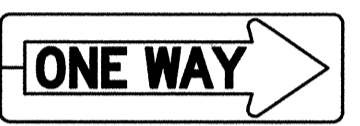
402 QUANTITY REQ'D 2



30 X 36
R2-1

ONE "U" POST PER SIGN

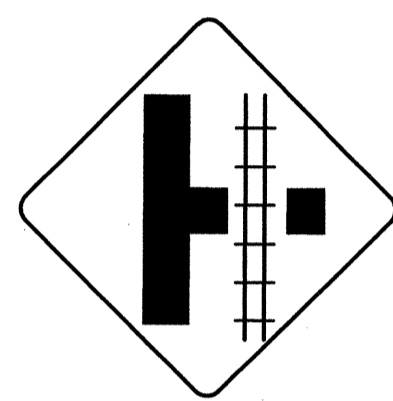
407 QUANTITY REQ'D 11



54 X 18
R6-1 (R)

MOUNT ABOVE SIGN 404 IN 11 INSTALLATIONS


412 QUANTITY REQ'D 2



36 X 36
W10-3R

ONE "U" POST PER SIGN

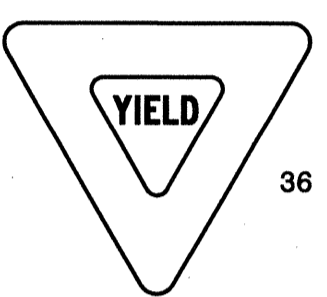
417 QUANTITY REQ'D 1



36 X 36
W3-5

ONE "U" POST PER SIGN


422 QUANTITY REQ'D 1



36 X 36 X 36
R1-2

ONE "U" POST PER SIGN

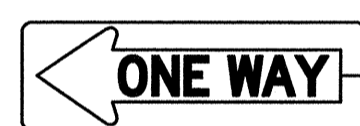
403 QUANTITY REQ'D 1



30 X 36
R2-1

ONE "U" POST PER SIGN

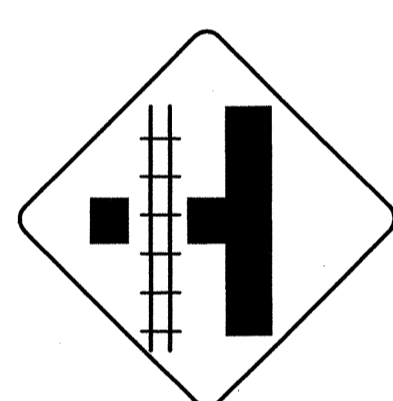
408 QUANTITY REQ'D 30



54 X 18
R6-1 (L)

TWO "U" POSTS PER SIGN


413 QUANTITY REQ'D 2



36 X 36
W10-3L

ONE "U" POSTS PER SIGN


418 QUANTITY REQ'D 1



36 X 36
W2-6

ONE "U" POST PER SIGN


423 QUANTITY REQ'D 9



36 X 36
R3-4

MOUNTED BELOW SIGN 318 IN 9 INSTALLATIONS


404 QUANTITY REQ'D 12



36 X 36
R1-1

ONE "U" POST PER SIGN IN 1 INSTALLATION
TWO "U" POSTS PER SIGN IN 11 INSTALLATIONS


409 QUANTITY REQ'D 31



18 X 18
OM1-3

MOUNT BELOW SIGN 405 IN 31 INSTALLATIONS


414 QUANTITY REQ'D 3



36 X 36
W12-1

ONE "U" POSTS PER SIGN


419 QUANTITY REQ'D 1



24 X 24
W13-1P

MOUNT BELOW SIGN 418 IN 1 INSTALLATION


424 QUANTITY REQ'D 2



21 X 21
RNC3-26

MOUNTED BELOW SIGN 318 IN 2 INSTALLATIONS


405 QUANTITY REQ'D 31



24 X 30
R4-7

ONE "U" POST PER SIGN


410 QUANTITY REQ'D 1



36 X 36
W3-5

ONE "U" POST PER SIGN


415 QUANTITY REQ'D 1



36 X 36
W14-2

ONE "U" POST PER SIGN


420 QUANTITY REQ'D 1



36 X 36
W3-2

ONE "U" POST PER SIGN

APPROVED: *[Signature]*
 DATE: 6-29-2011



501

1 - 24 X 24
 1 - 21 X 15

506

1 - 24 X 12
 1 - 24 X 24
 1 - 21 X 15
 2 - 24 X 12
 2 - 24 X 24
 2 - 21 X 15

516 521 530 533
 536

2 - 24 X 12
 2 - 24 X 24
 2 - 21 X 15

502

2 - 24 X 12
 2 - 24 X 24
 2 - 21 X 15

507

2 - 24 X 12
 2 - 24 X 24

523 534

1 - 21 X 15
 1 - 24 X 24

503

1 - 24 X 12
 1 - 24 X 24
 1 - 21 X 15
 2 - 24 X 12
 2 - 24 X 24
 2 - 21 X 15

508 515 520 525
 529 532

1 - 21 X 15
 1 - 24 X 24

524

2 - 24 X 12
 2 - 24 X 24
 2 - 21 X 15

504 510 512 514
 518 531 535 538

1 - 24 X 12
 1 - 24 X 24

509 526

2 - 24 X 12
 2 - 24 X 24
 2 - 21 X 15

527


1 - 24 X 12
 1 - 24 X 24
 1 - 21 X 15

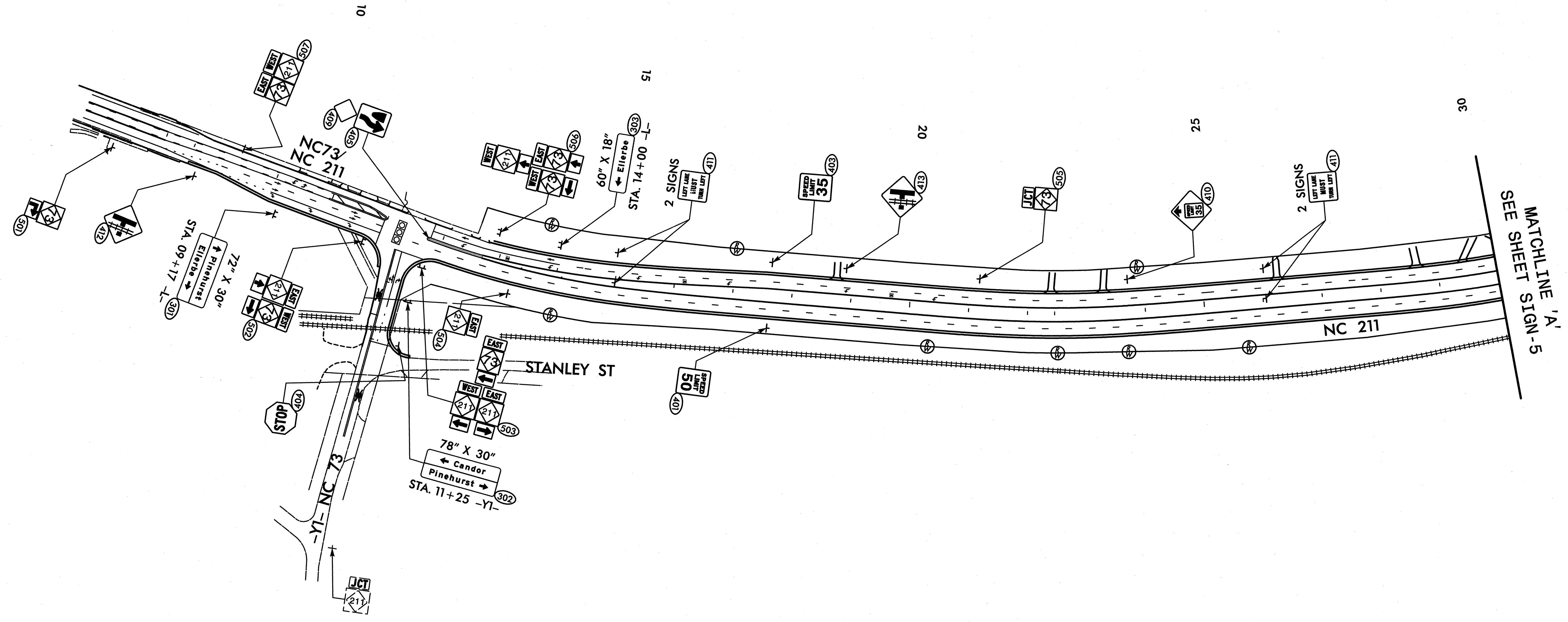
505

1 - 21 X 15
 1 - 24 X 24

511 513 517 519
 522 528 537 539

1 - 24 X 12
 1 - 24 X 24


TIP NO. R-2812	SHEET NO. SIGN-4
APPROVED: <i>[Signature]</i>	
DATE: 6-29-2011	
SEAL	
	

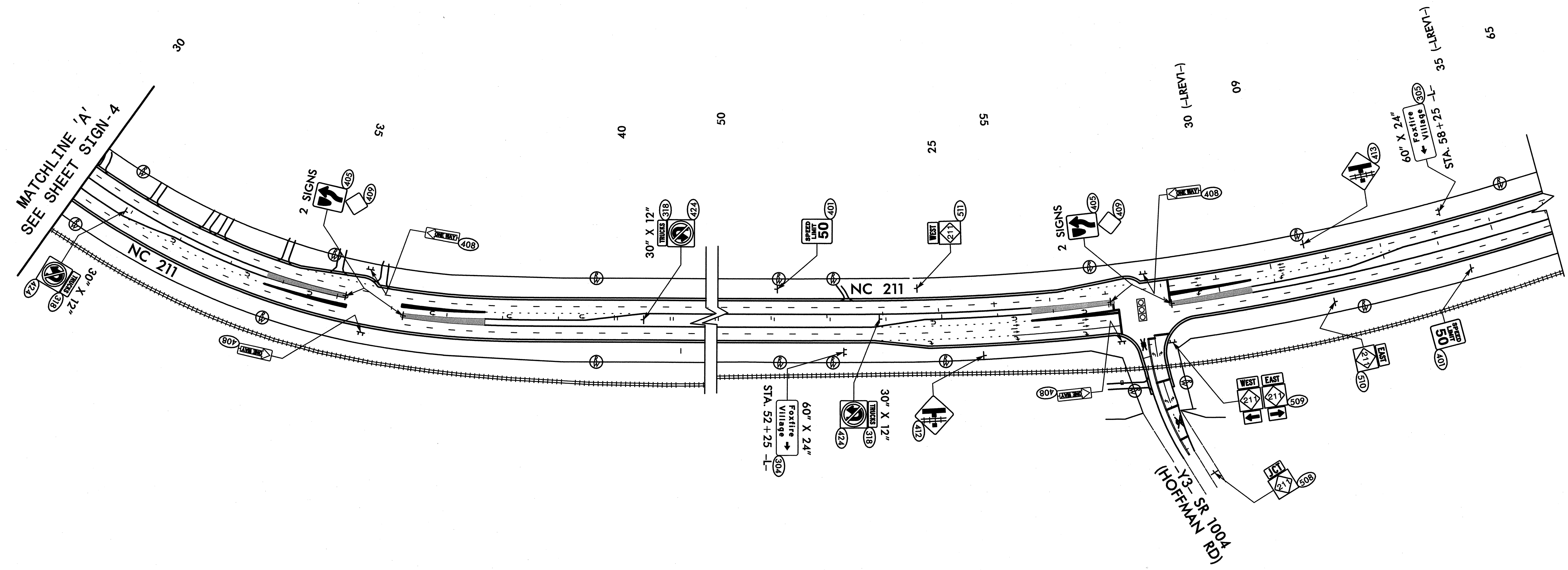


NOTE:
ALL PROPOSED SIGNS "SEE NOTE 1" UNLESS OTHERWISE NOTED.
RAIL CROSSING SIGNS BY OTHERS UNLESS OTHERWISE NOTED.

HNTB HNTB NORTH CAROLINA, P.C.
343 E. SIX FORKS ROAD, SUITE 200
RALEIGH, NORTH CAROLINA 27609
NC LICENSE NO: C-1554

**PROPOSED SIGNS
STA. 10+00 TO 30+00**


TIP NO. R-2812	SHEET NO. SIGN-5
APPROVED: <i>[Signature]</i>	
DATE: 6-29-2011	
SEAL	
	

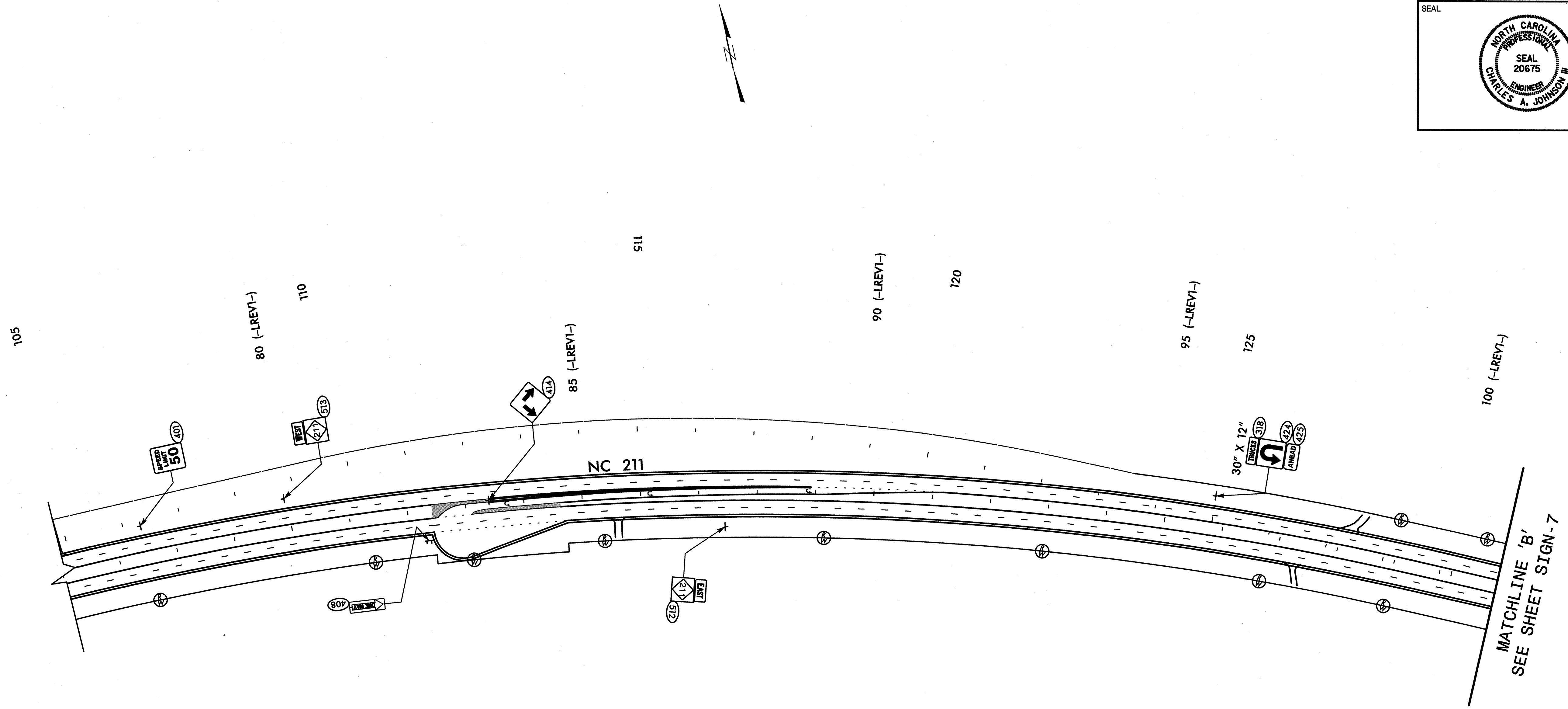


NOTE:
ALL PROPOSED SIGNS "SEE NOTE 1" UNLESS OTHERWISE NOTED.
RAIL CROSSING SIGNS BY OTHERS UNLESS OTHERWISE NOTED.

HNTB HNTB NORTH CAROLINA, P.C.
343 E. Six Forks Road, Suite 200
Raleigh, North Carolina 27609
NC License No: C-1554

PROPOSED SIGNS
STA. 30+00 TO 41+65
STA. 50+00 TO 65+00


TIP NO. R-2812	SHEET NO. SIGN-6
APPROVED: <i>[Signature]</i>	
DATE: 6-29-2011	
SEAL	
	

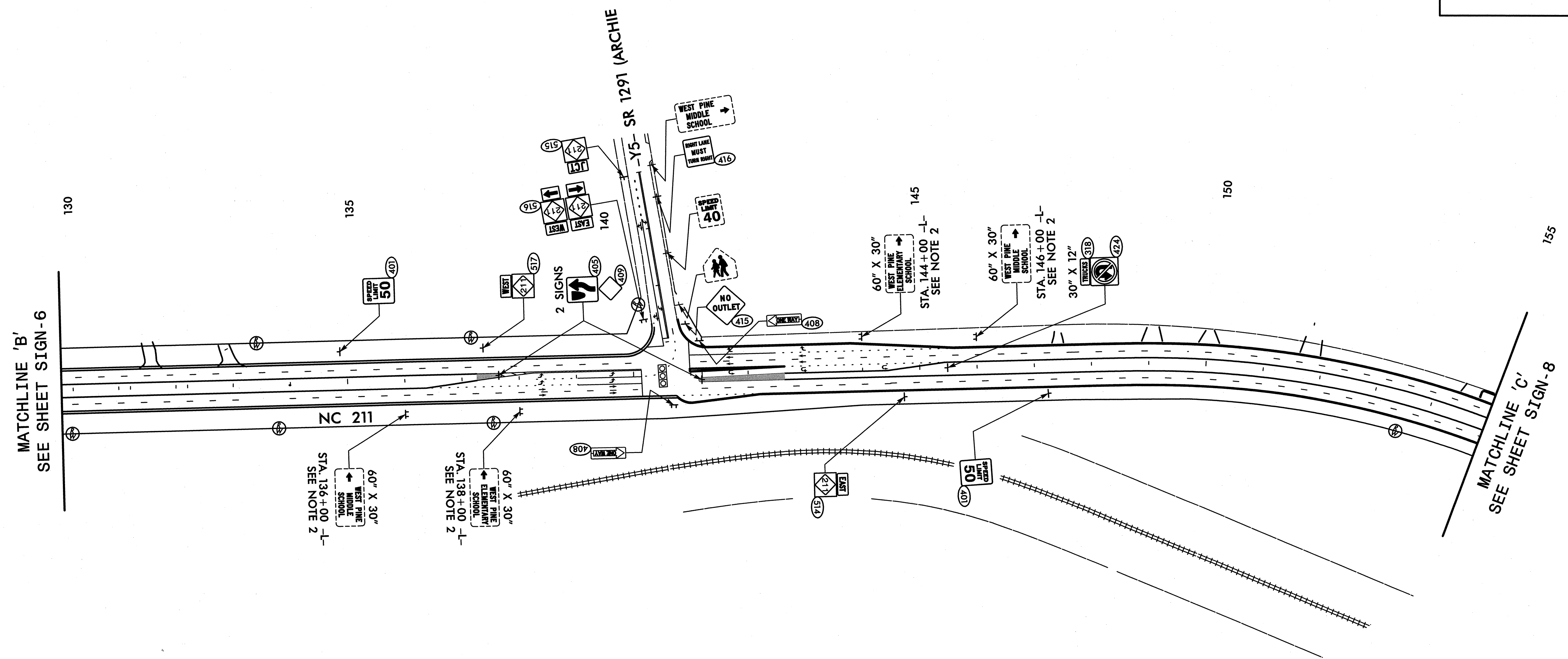


NOTE:
ALL PROPOSED SIGNS "SEE NOTE 1" UNLESS OTHERWISE NOTED.

HNTB HNTB NORTH CAROLINA, P.C.
343 E. SIX FORKS ROAD, SUITE 200
RALEIGH, NORTH CAROLINA 27609
NC LICENSE NO: C-1554

PROPOSED SIGNS
STA. 105+00 TO 130+00

TIP NO. R-2812	SHEET NO. SIGN-7
APPROVED: <i>[Signature]</i>	
DATE: 6-29-2011	
SEAL	
	

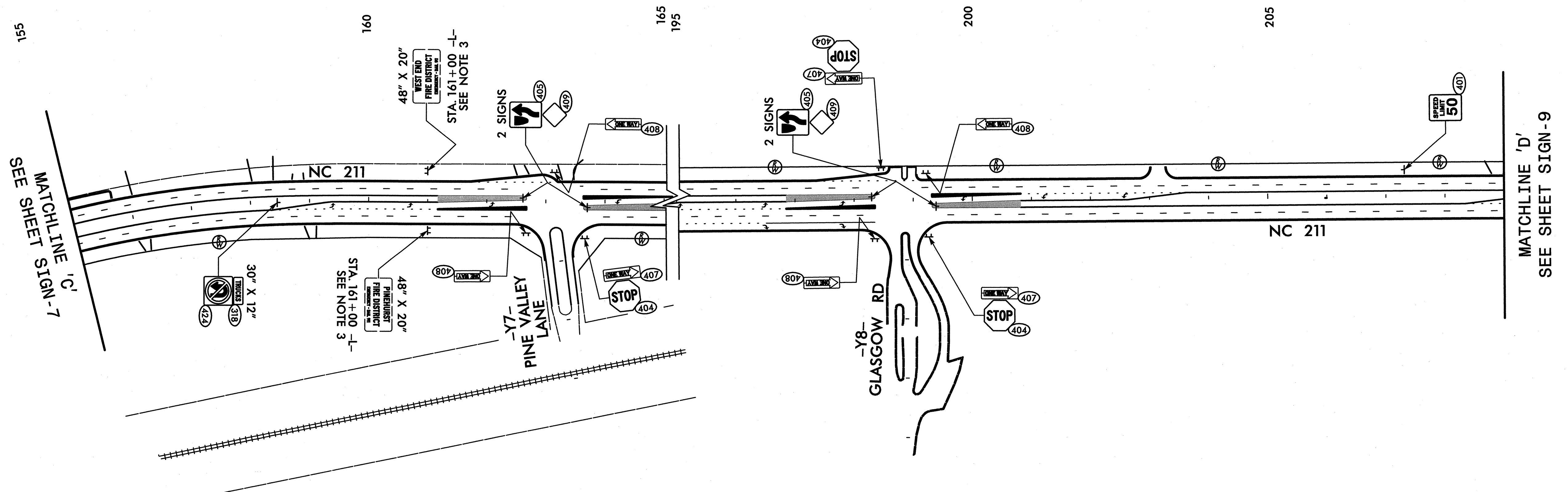


NOTE:
ALL PROPOSED SIGNS "SEE NOTE 1" UNLESS OTHERWISE NOTED.

HNTB HNTB NORTH CAROLINA, P.C.
343 E. Six Forks Road, Suite 200
Raleigh, North Carolina 27609
NC License No: C-1554

PROPOSED SIGNS
STA. 130+00 TO 155+00


TIP NO. R-2812	SHEET NO. SIGN-8
APPROVED: <i>[Signature]</i>	
DATE: 6-29-2011	
SEAL	

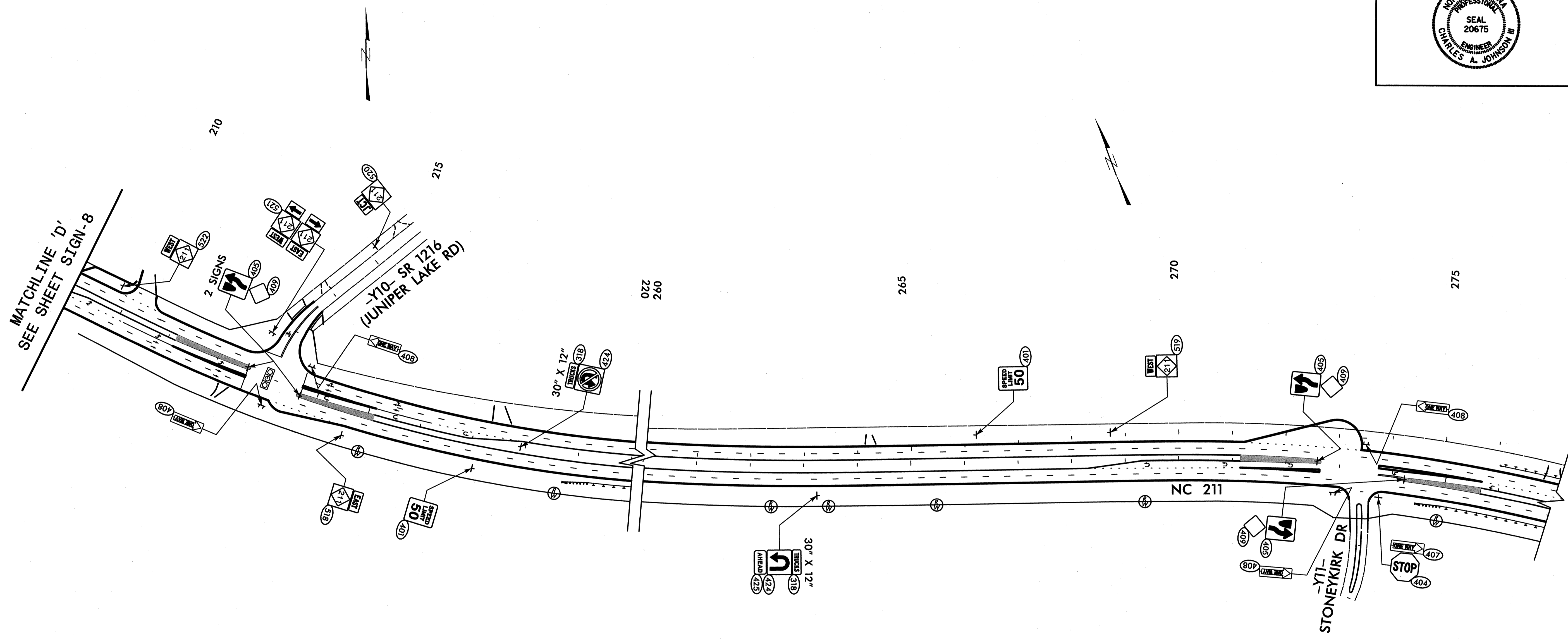


NOTE:
ALL PROPOSED SIGNS "SEE NOTE 1" UNLESS OTHERWISE NOTED.

HNTB HNTB NORTH CAROLINA, P.C.
343 E. Six Forks Road, Suite 200
Raleigh, North Carolina 27609
NC License No: C-1554

PROPOSED SIGNS
STA. 155+00 TO 165+00
STA. 195+00 TO 209+00

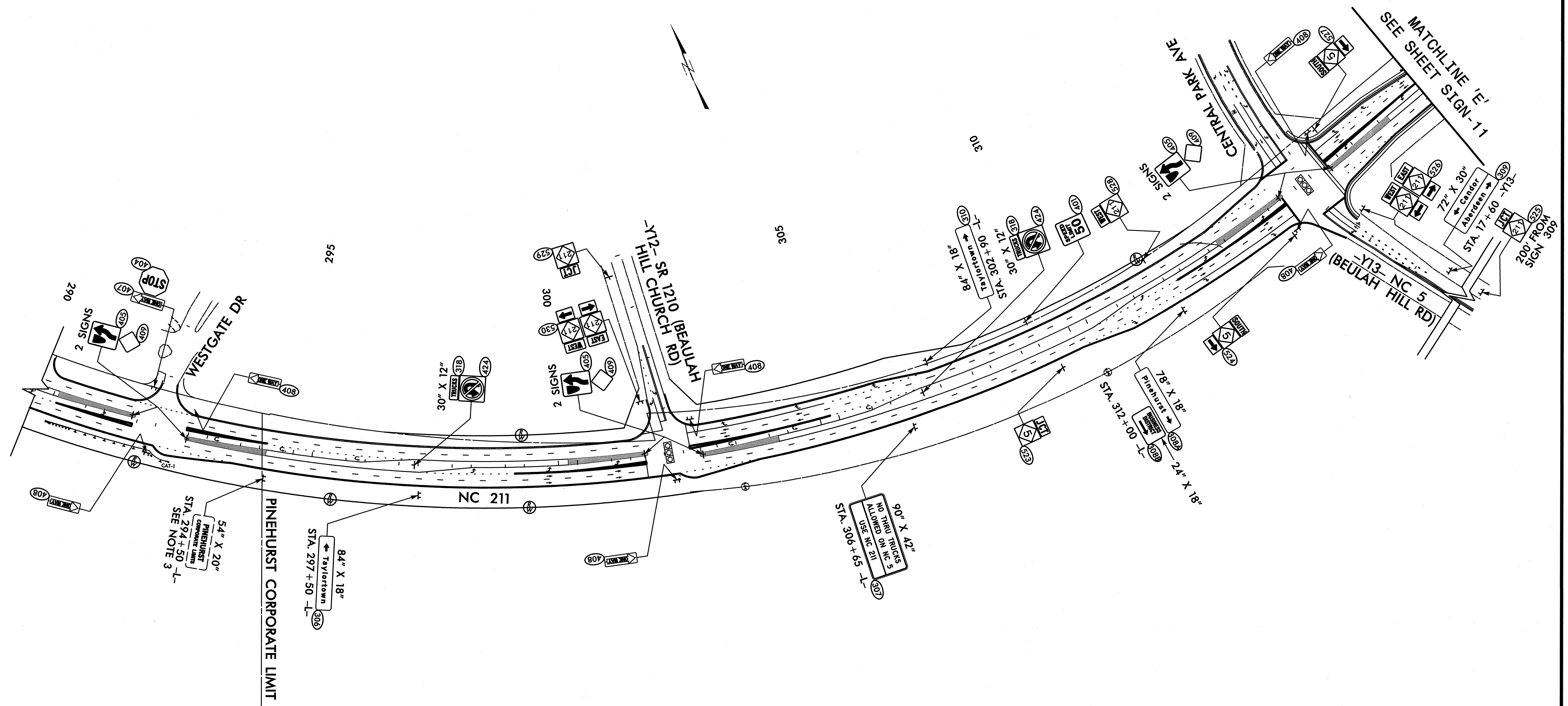
TIP NO. R-2812	SHEET NO. SIGN-9
APPROVED: <i>[Signature]</i>	
DATE: 6-29-2011	
SEAL	
	



NOTE:
ALL PROPOSED SIGNS "SEE NOTE 1" UNLESS OTHERWISE NOTED.

PROPOSED SIGNS
STA. 209+00 TO 220+00
STA. 260+00 TO 277+00


HNTB HNTB NORTH CAROLINA, P.C.
 343 E. Six Forks Road, Suite 200
 Raleigh, North Carolina 27609
 NC License No: C-1554

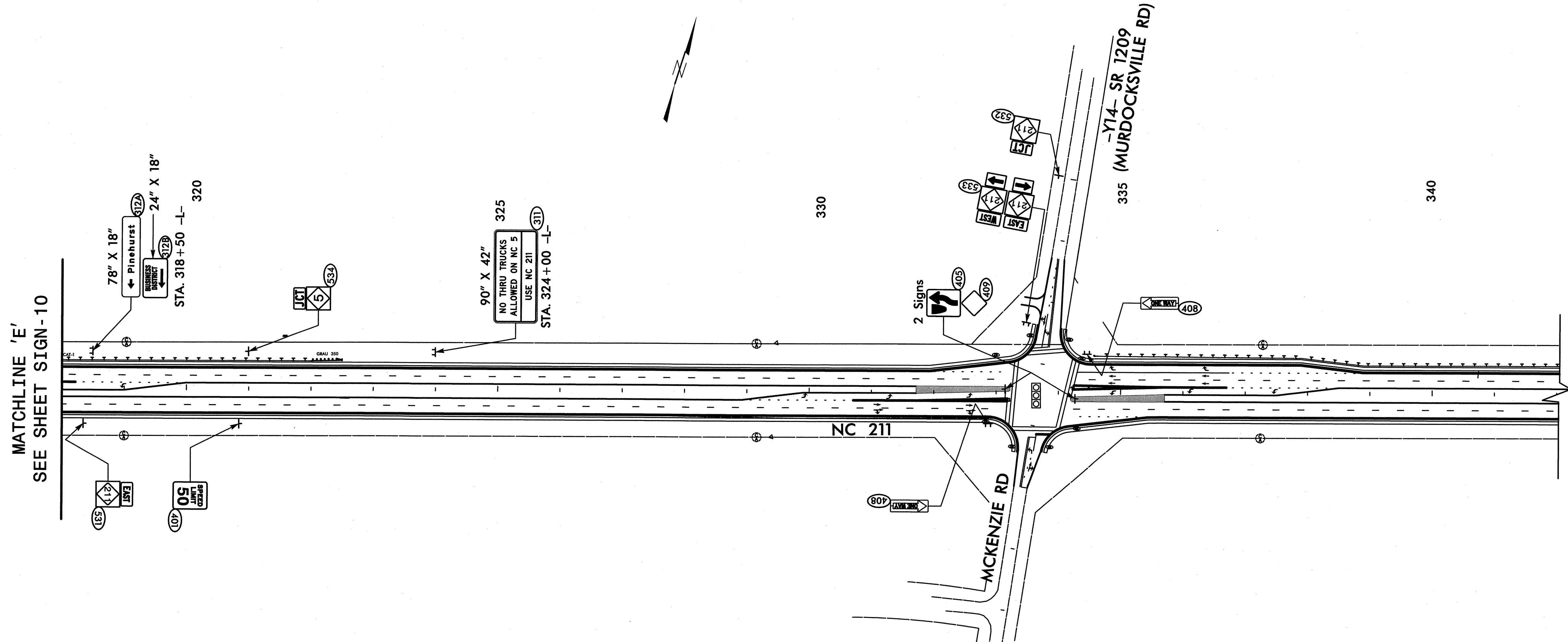


NOTE:
ALL PROPOSED SIGNS "SEE NOTE 1" UNLESS OTHERWISE NOTED.

HNTB HNTB NORTH CAROLINA, P.C.
343 E. Six Forks Road, Suite 200
Raleigh, North Carolina 27609
NC License No: C-1554

**PROPOSED SIGNS
STA. 290+00 TO 319+00**


TIP NO. R-2812	SHEET NO. SIGN-11
APPROVED: <i>[Signature]</i>	
DATE: 6-29-2011	
SEAL	
	

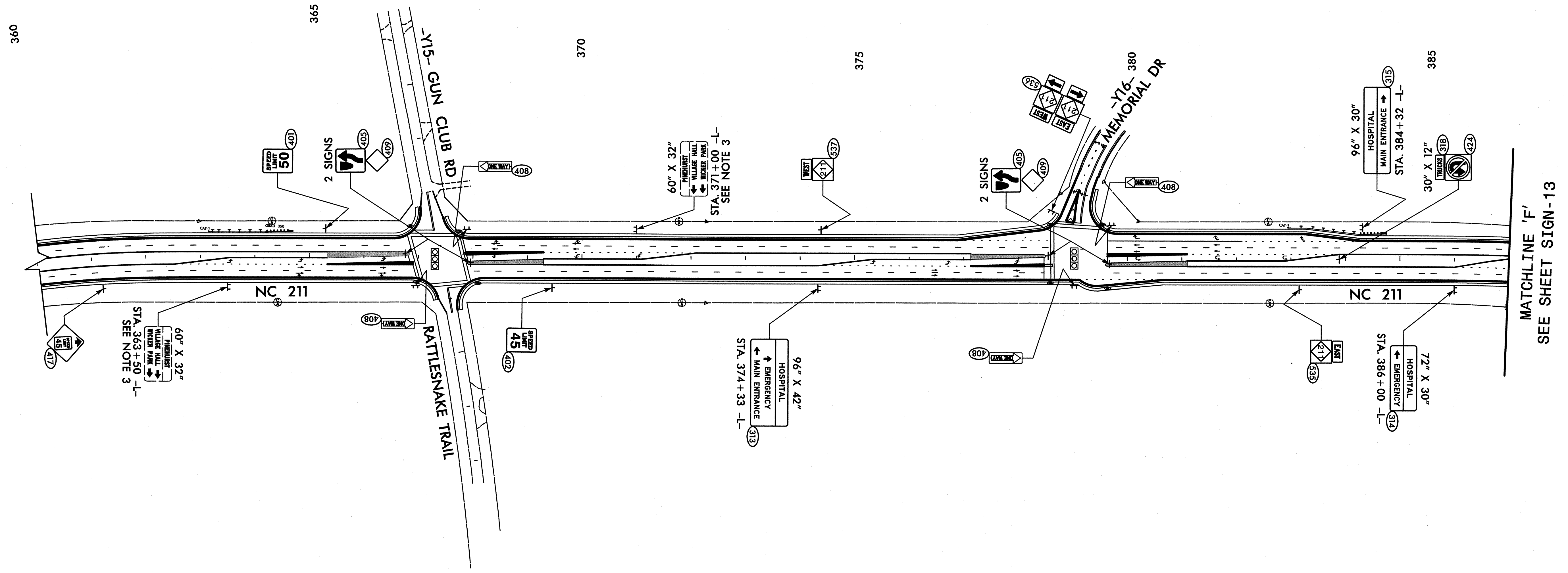


NOTE:
ALL PROPOSED SIGNS "SEE NOTE 1" UNLESS OTHERWISE NOTED.

HNTB HNTB NORTH CAROLINA, P.C.
343 E. Six Forks Road, Suite 200
Raleigh, North Carolina 27609
NC License No: C-1554

PROPOSED SIGNS
STA. 319+00 TO 342+00

TIP NO. R-2812	SHEET NO. SIGN-12
APPROVED: <i>[Signature]</i>	
DATE: 6-29-11	
SEAL	
	

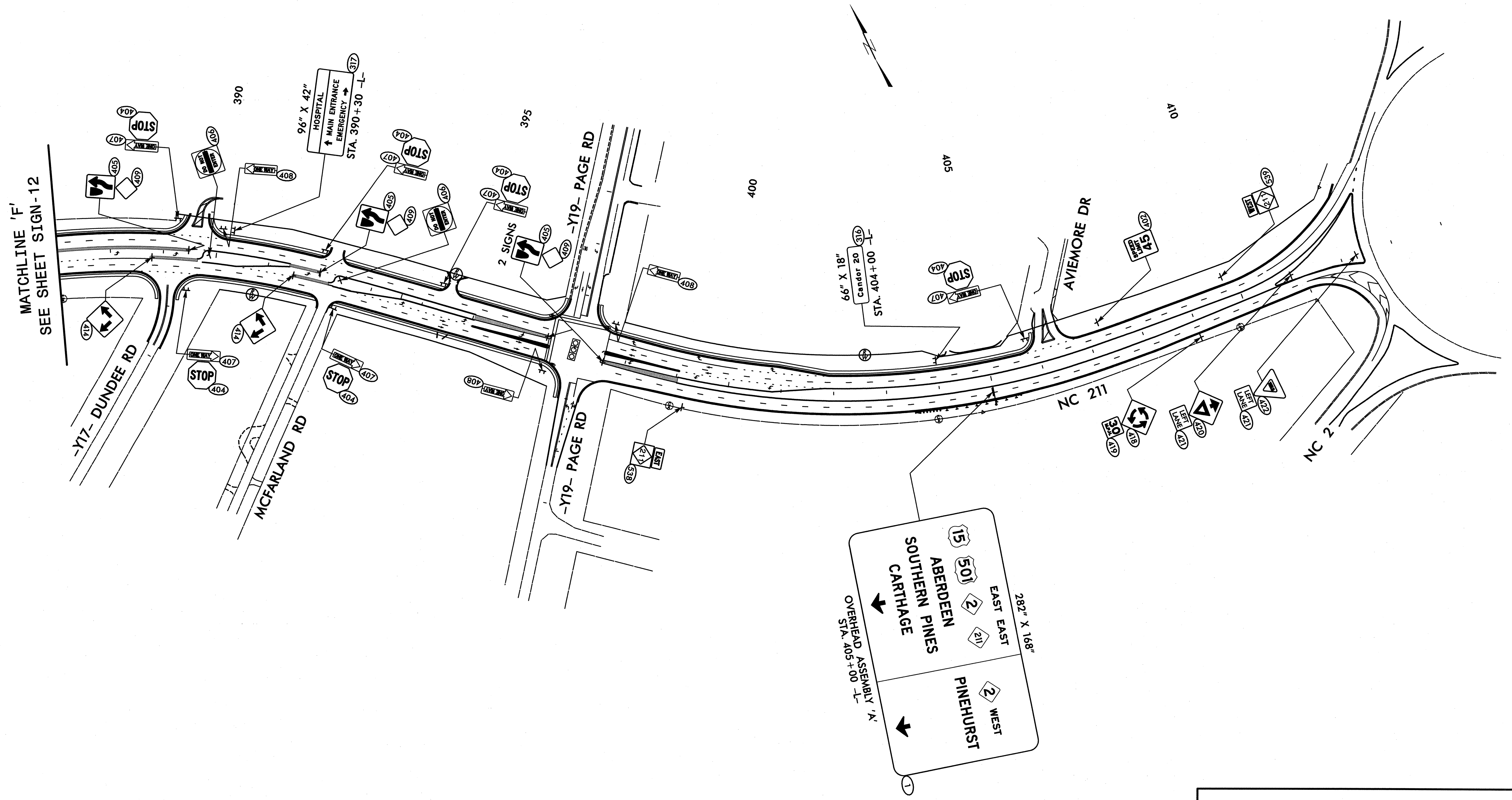


NOTE:
ALL PROPOSED SIGNS "SEE NOTE 1" UNLESS OTHERWISE NOTED.

HNTB HNTB NORTH CAROLINA, P.C.
343 E. Six Forks Road, Suite 200
Raleigh, North Carolina 27609
NC License No: C-1554

PROPOSED SIGNS
STA. 360+00 TO 387+00

MATCHLINE 'F'
SEE SHEET SIGN-13



NOTE:
ALL PROPOSED SIGNS "SEE NOTE 1" UNLESS OTHERWISE NOTED.