




TIP NO. R-2533CC	SHEET NO. SIGN-1
---------------------	---------------------

APPROVED: *[Signature]*
DATE: 1-3-11



STATE OF NORTH CAROLINA
DEPARTMENT OF TRANSPORTATION

SIGNING PLANS
CABARRUS COUNTY

LOCATION: NC 49 FROM SOUTH OF NC 73
TO NORTH OF SR 2444

T.I.P.: R-2533CC

CONTRACT: C202596

ROADWAY STANDARD DRAWING

THE FOLLOWING ROADWAY STANDARDS AS APPEAR IN "ROADWAY STANDARD DRAWINGS" - PROJECT SERVICES UNIT - N.C. DEPARTMENT OF TRANSPORTATION - RALEIGH, N.C., DATED JULY 2006 ARE APPLICABLE TO THIS PROJECT AND BY REFERENCE HEREBY ARE CONSIDERED A PART OF THESE PLANS:

STD. NO.	TITLE
901.10	TYPE 'A' SIGNS
901.20	TYPE 'B' SIGNS
901.30	VHB TAPE CONSTRUCTION - FOR TYPE 'A' SIGNS
901.40	VHB TAPE CONSTRUCTION - FOR TYPE 'B' SIGNS
901.50	ARROWS AND SHIELDS
901.60	RIVET SPACING FOR OVERLAYED SIGNS
901.70	SIGN STRINGERS AND SUPPORT SPACING
901.80	SIGN MOUNTING DETAILS - FOR TYPE A AND TYPE B SIGNS
903.10	GROUND MOUNTED SIGN SUPPORTS
904.10	ORIENTATION OF GROUND MOUNTED SIGNS
904.50	MOUNTING OF TYPE 'D', 'E' AND 'F' SIGNS ON 'U' CHANNEL POSTS

PROJECT NOTES

- RELOCATE SIGN, TYPE D
 - RELOCATE SIGN, TYPE E
 - DISPOSAL OF SIGN SYSTEM, U-CHANNEL
 - DISPOSAL OF SIGN SYSTEM, WOOD
 - DISPOSAL OF SUPPORT, U-CHANNEL
- A ARROW TO BE OVERLAYED WITH LEFT ARROW BY DIVISION FORCES.

GENERAL NOTES

- SIGNS FURNISHED BY STATE
- ALL TYPE 'D' SIGNS SHALL BE MOUNTED ON TWO U-CHANNEL POSTS UNLESS OTHERWISE INDICATED ON THE PLANS.
- IF REMOVAL OR RELOCATION OF SIGNS ON PRIVATE STREET (NON-STATE MAINTAINED) IS REQUIRED DUE TO CONSTRUCTION, THE CONTRACTOR SHALL INFORM THE ENGINEER. THE WORK WILL BE COMPLETED BY OTHERS.
- SIGNING PLANS DO NOT INCLUDE TEMPORARY CONSTRUCTION SIGNING OR PAVEMENT MARKINGS. SEE TRAFFIC CONTROL PLANS.
- WHEN NOT STATIONED OR DIMENSIONED ON PLANS, ALL 'E' AND 'F' SIGNS SHALL BE FIELD LOCATED BY THE ENGINEER
- ALL EXISTING SIGNS ON "U" CHANNEL POST WITHIN THE PROJECT LIMITS SHALL BE REMOVED AND DISPOSED OF UNLESS OTHERWISE NOTED ON PLANS.
- WHEN EXISTING SIGNS ARE REMOVED AND INSTALLED ON NEW SUPPORTS, THE RE-ERECTION SHALL IMMEDIATELY FOLLOW THE REMOVAL.
- THE BACKGROUND FOR TYPE E & F SIGNS SHALL BE TYPE C REFLECTIVE SHEETING.
- DO NOT BEGIN FABRICATION FOR TYPES A & B SIGNS MOUNTED ON OVERHEAD STRUCTURES OR STEEL SUPPORTS UNTIL "S" DIMENSIONS HAVE BEEN FIELD VERIFIED.
- SEE ROADWAY PLANS FOR GUARD/GUIDE RAIL DETAILS.

SUMMARY OF QUANTITIES

ITEM NO.	ITEM DESCRIPTION	QUANTITY	UNIT
DESC. NO.	SECT. NO.		
4048000000	902	5	C.M.
4054000000	902	1	C.M.
4060000000	903	1868	KG
4072000000	903	595	M
4096000000	904	8	EA.
4102000000	904	85	EA.
4108000000	904	12	EA.
4110000000	904	6	EA.
4116100000	904	2	EA.
4116100000	904	2	EA.
4155000000	907	92	EA.
4192000000	907	4	EA.
4158000000	907	1	EA.

PLAN PREPARED BY: N.C.D.O.T. SIGNING AND DELINEATION UNIT

A. I. ALQUODWAH, P.E. SIGNING & DELINEATION REGIONAL ENGINEER
J. G. MARTINEZ SIGNING & DELINEATION PROJECT DESIGN ENGINEER/TECHNICIAN

INDEX

SHEET NO.	DESCRIPTION
SIGN-1	TITLE SHEET
SIGN-2	SUPPORT INFORMATION
SIGN-3-3A	E AND F SHEETS
SIGN-4-4B	SIGN DESIGNS
SIGN-5-15	SIGN DETAIL SHEETS



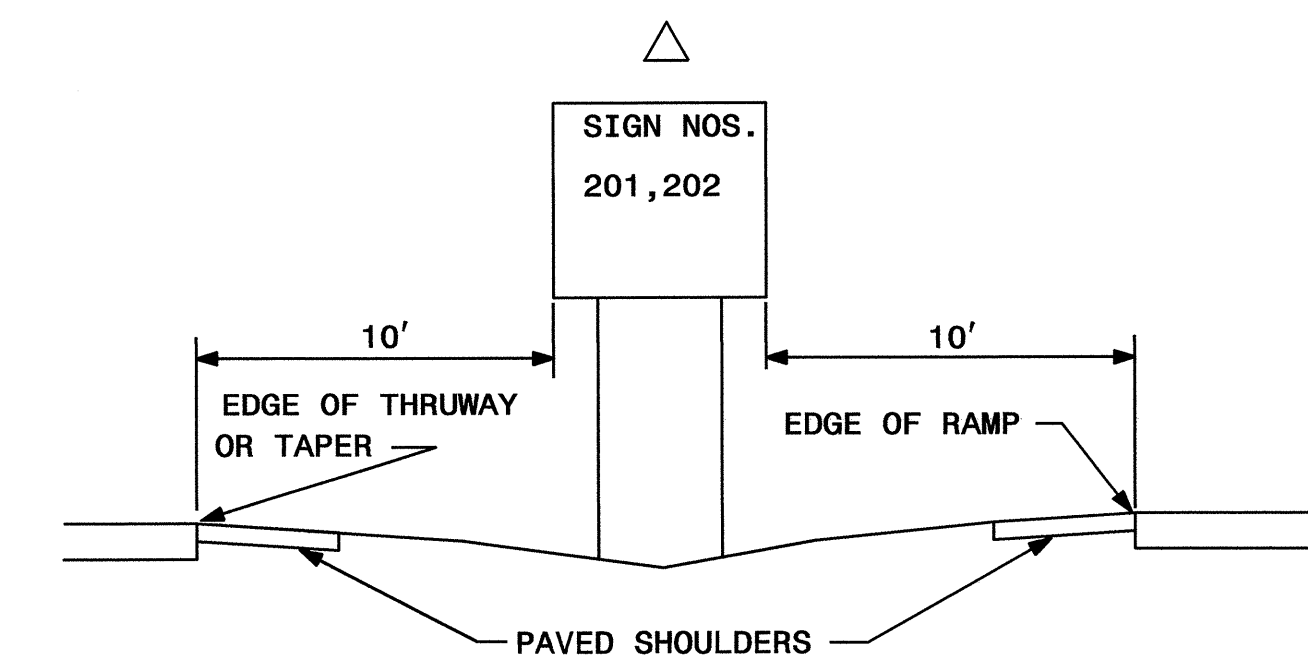
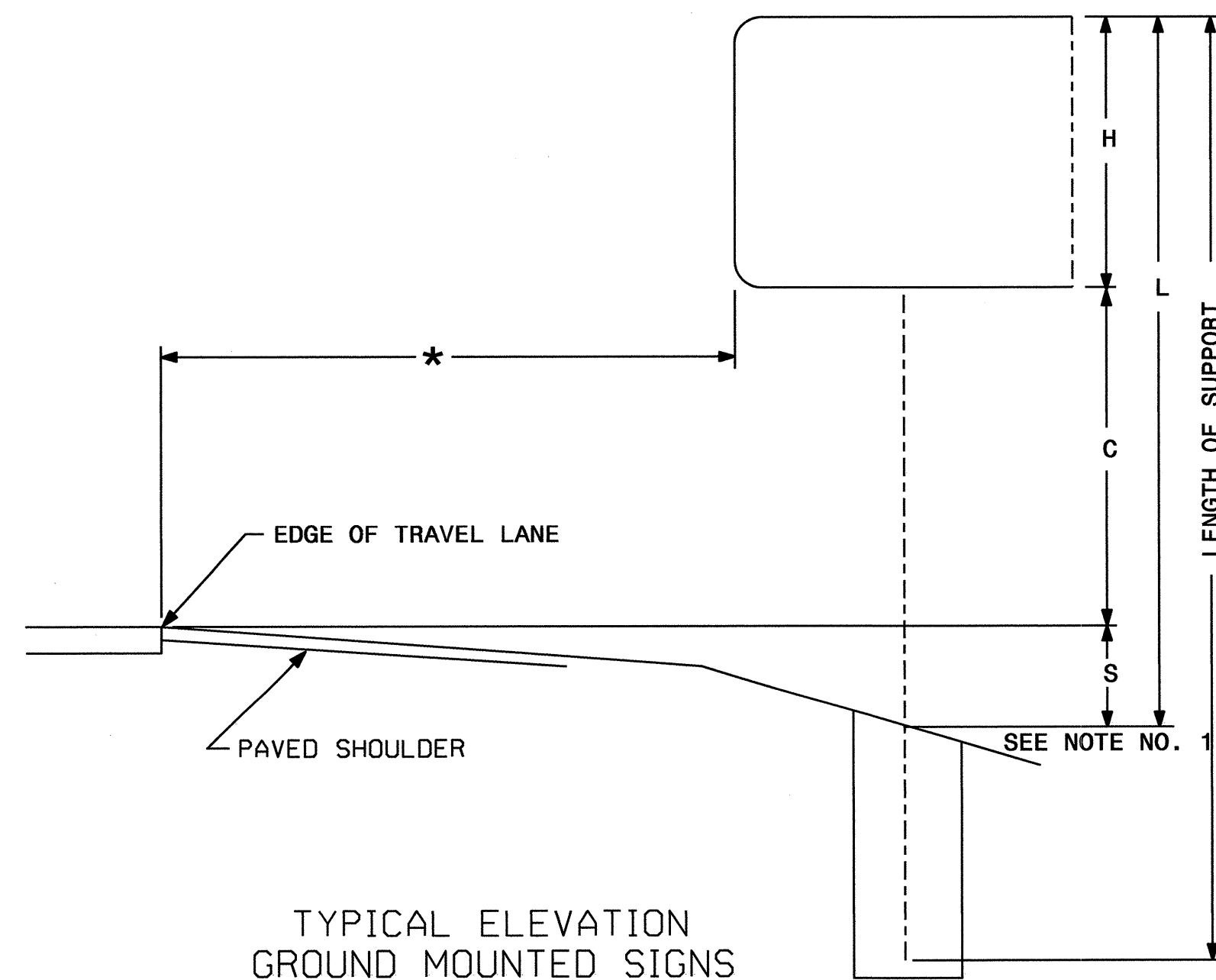
TIP NO. R-2533CC	SHEET NO. SIGN-2
APPROVED: <i>[Signature]</i>	
DATE: 1-3-11	
SEAL	

TYPE "A" AND TYPE "B" GROUND MOUNTED SIGNS

NOTES

- DIMENSION "S" REPRESENTS AN INCREASE (+), OR A DECREASE (-) IN POLE LENGTH, RELATIVE TO THE ELEVATION OF THE EDGE OF PAVEMENT.
- FIELD VERIFICATIONS SHALL BE REQUIRED FOR ALL SUPPORTS, SEE (*) ARTICLE 903-3. FABRICATORS SHALL BE AISC CERTIFIED IN CATEGORY 1, SEE (*) ARTICLE 1072-1. (*) = N.C.D.O.T. STANDARD SPECIFICATIONS FOR ROADS AND STRUCTURES
- PLAN LOCATIONS FOR EXISTING UTILITIES ARE BASED ON THE BEST AVAILABLE INFORMATION AND, THEREFORE MAY NOT BE PRECISELY ACCURATE. THEREFORE, IT IS INCUMBENT UPON THE CONTRACTOR TO DETERMINE THE EXACT LOCATION OF UTILITIES BEFORE BEGINNING WORK IN A LOCATION.


SIGN NO.	SIGN TYPE	SIGN SIZE (mm) w x h	ROADWAY STATION	NO. OF SUP.	BEAM SECTION	SUPPORT TYPE BA or S	HORIZ. CLR. (M)	EXIT NUMBER ATTACH METHOD	LENGTH (M)			LEFT SUPPORT (M)			CENTER SUPPORT (M)			RIGHT SUPPORT (M)			B/A SUPPORT WEIGHTS (kg)	SIMPLE SUPPORT WEIGHTS (kg)	REINF. FTGS. (CM)	PLAIN FTGS. (CM)																					
									SNS HT H	MTG HT C	EMBED-MENT	S	L	TOTAL LENGTH	S	L	TOTAL LENGTH	S	L	TOTAL LENGTH																									
101	A	3400 X 2900	211+40 -L-	2	W150X22	BA	9.14	N/A	2.9	2.134	1.370	0.822	5.860	7.230	N/A		N/A			0.867	5.901	7.270	405.29		0.89																				
102	A	3400 X 3300	219+60 -L-	2	W150X22	BA	9.14	N/A	3.3	2.134	1.520	1.379	6.530	8.060	N/A		N/A			1.355	6.419	7.940	440.90		0.98																				
103	A	3400 X 3300	227+65 -L-	2	W150X22	BA	9.14	N/A	2.9	2.588	1.520	-0.454	5.540	7.060	N/A		N/A			-0.559	5.430	6.960	393.88		0.98																				
104	A	3400 X 2900	234+60 -L-	2	S130X15	BA	9.14	N/A	3.3	2.134	1.520	1.175	6.210	7.730	N/A		N/A			1.143	6.180	7.700	427.52		0.98																				
201	A	1800 X 1500	222+98 -L-	2	S100X11	BA	△	N/A	1.5	2.134	0.966	0.401	4.035	5.001	N/A		N/A			0.401	4.035	5.001	100.07		0.35																				
202	A	1800 X 1500	225+40 -L-	2	S100X11	BA	△	N/A	1.5	2.134	0.966	0.401	4.035	5.001	N/A		N/A			0.401	4.035	5.001	100.07		0.35																				
TOTAL																					1867.73																				4.53				
USE																					1868																					5			






TIP NO. R-2533CC SHEET NO. SIGN-3

APPROVED: *[Signature]*
DATE: 1-3-11



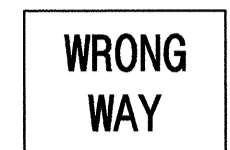
401 QUANTITY REQ'D 1



750 X 900
R2-1

ONE "U" POST PER SIGN


406 QUANTITY REQ'D 9



900 X 600
R5-1a

ONE "U" POST PER SIGN


412 QUANTITY REQ'D 1



900 X 900 X 900
R1-2

ONE "U" POST PER SIGN


433 QUANTITY REQ'D 1



1200 X 1200
W9-2(R)

TWO "U" POSTS PER SIGN


444 QUANTITY REQ'D 1



900 X 900
W1-2R

ONE "U" POST PER SIGN


402 QUANTITY REQ'D 3



600 X 750
R2-1

ONE "U" POST PER SIGN


407 QUANTITY REQ'D 6



750 X 750
R5-1

ONE "U" POST PER SIGN

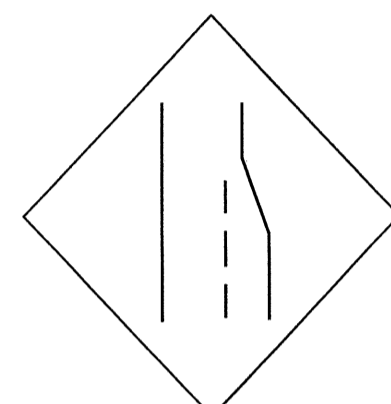
416 QUANTITY REQ'D 10



600 X 750
R4-7

ONE "U" POST PER SIGN


435 QUANTITY REQ'D 1



1200 X 1200
W19-10(R)

TWO "U" POSTS PER SIGN


452 QUANTITY REQ'D 1



900 X 900
W6-3

ONE "U" POST PER SIGN


459 QUANTITY REQ'D 2



900 X 900
W2-6

ONE "U" POST PER SIGN


403 QUANTITY REQ'D 2



600 X 750
R2-1

ONE "U" POST PER SIGN

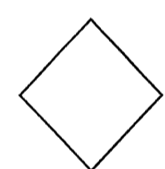
408 QUANTITY REQ'D 4



1350 X 450
R6-1 (R)

TWO "U" POSTS PER SIGN


417 QUANTITY REQ'D 10



450 X 450
W23-15

MOUNT BELOW SIGN 416.
IN 10 INSTALLATIONS


438 QUANTITY REQ'D 1



900 X 900
W3-3

ONE "U" POST PER SIGN


453 QUANTITY REQ'D 2



900 X 900
W3-5

ONE "U" POST PER SIGN


463 QUANTITY REQ'D 1



750 X 750
W14-1

ONE "U" POST PER SIGN


404 QUANTITY REQ'D 2



900 X 900
W4-1 (R)

TWO "U" POSTS PER SIGN

409 QUANTITY REQ'D 1




1350 X 450
R6-1 (L)

MOUNT BEHIND SIGN 408
IN 1 INSTALLATIONS

TWO "U" POSTS PER SIGN


419 QUANTITY REQ'D 1



750 X 450
W16-9P

MOUNT BELOW SIGN 421
IN 1 INSTALLATIONS


439 QUANTITY REQ'D 1



900 X 900
W3-1a

ONE "U" POST PER SIGN


454 QUANTITY REQ'D 1



900 X 900
W3-5

ONE "U" POST PER SIGN

405 QUANTITY REQ'D 12




750 X 750
R1-1

MOUNT BELOW SIGN 410
IN 4 INSTALLATIONS

ONE "U" POST PER SIGN


410 QUANTITY REQ'D 4



900 X 300
R6-1 (R)

TWO "U" POSTS PER SIGN

421 QUANTITY REQ'D 1




900 X 900
S1-1

YELLOW/GREEN REFLECTIVE SHEETING

ONE "U" POSTS PER SIGN


442 QUANTITY REQ'D 1



900 X 900
W6-2

ONE "U" POST PER SIGN

455 QUANTITY REQ'D 5




750 X 750
R3-7

ONE "U" POST PER SIGN

NOTE: THIS DRAWING IS DIMENSIONED IN MILLIMETERS UNLESS OTHERWISE DEPICTED WITHIN THE DRAWING.

TYPE "E" SIGNS

C:\Users\2010101\OneDrive\Documents\Traffic\Signs\CAD\Signing\Layout\Plans\signing - existing-2.dgn



TIP NO. R-2533CC	SHEET NO. SIGN-3A
APPROVED: <i>[Signature]</i>	
DATE: 1-3-11	
SEAL	

501

1 - 600 X 300
1 - 600 X 600

ONE "U" POST PER SIGN

507

1 - 600 X 300
1 - 600 X 600
1 - 525 X 375

MOUNT SIGN 507 BELOW SIGN 303

513

1 - 600 X 300
1 - 600 X 600

ONE "U" POST PER SIGN

503

1 - 600 X 300
2 - 600 X 300
2 - 600 X 600

TWO "U" POSTS PER SIGN

508

1 - 600 X 300
1 - 600 X 600

ONE "U" POST PER SIGN

514
502

1 - 600 X 300
1 - 600 X 600
2 - 525 X 375

MOUNT SIGN 514 BELOW SIGN 306
TWO "U" POSTS PER SIGN

504
509

1 - 525 X 375
2 - 600 X 300
2 - 600 X 600

TWO "U" POSTS PER SIGN

510

2 - 600 X 300
2 - 600 X 600
2 - 525 X 375
2 - 600 X 300
2 - 600 X 600
2 - 525 X 375

TWO "U" POSTS PER SIGN

505

1 - 600 X 300
1 - 600 X 300
1 - 600 X 600
1 - 525 X 375
2 - 600 X 300
2 - 600 X 600
2 - 525 X 375

TWO "U" POSTS PER SIGN

511

1 - 600 X 300
2 - 600 X 300
2 - 600 X 600
2 - 525 X 375

TWO "U" POSTS PER SIGN

506

1 - 600 X 300
1 - 600 X 600
1 - 525 X 375

ONE "U" POST PER SIGN

512

1 - 600 X 300
2 - 600 X 300
2 - 600 X 600
2 - 525 X 375

TWO "U" POSTS PER SIGN

NOTE: THIS DRAWING IS DIMENSIONED IN MILLIMETERS UNLESS OTHERWISE DEPICTED WITHIN THE DRAWING.

TYPE "F" SIGNS

3-Way Check *[Signature]*


03-JAN-2010 08:29 P:\TIP\Projects\11-1227795\Traffic\Signing\Layout Plans\Signing - existing-2.dgn

TIP NO. R-2533CC SHEET NO. SIGN-4

APPROVED: *[Signature]*

DATE: 1-3-11

SEAL




SIGN NUMBER: 101,104
 TYPE: A
 QUANTITY: 2

BACKG COLOR: Green
 COPY COLOR: White

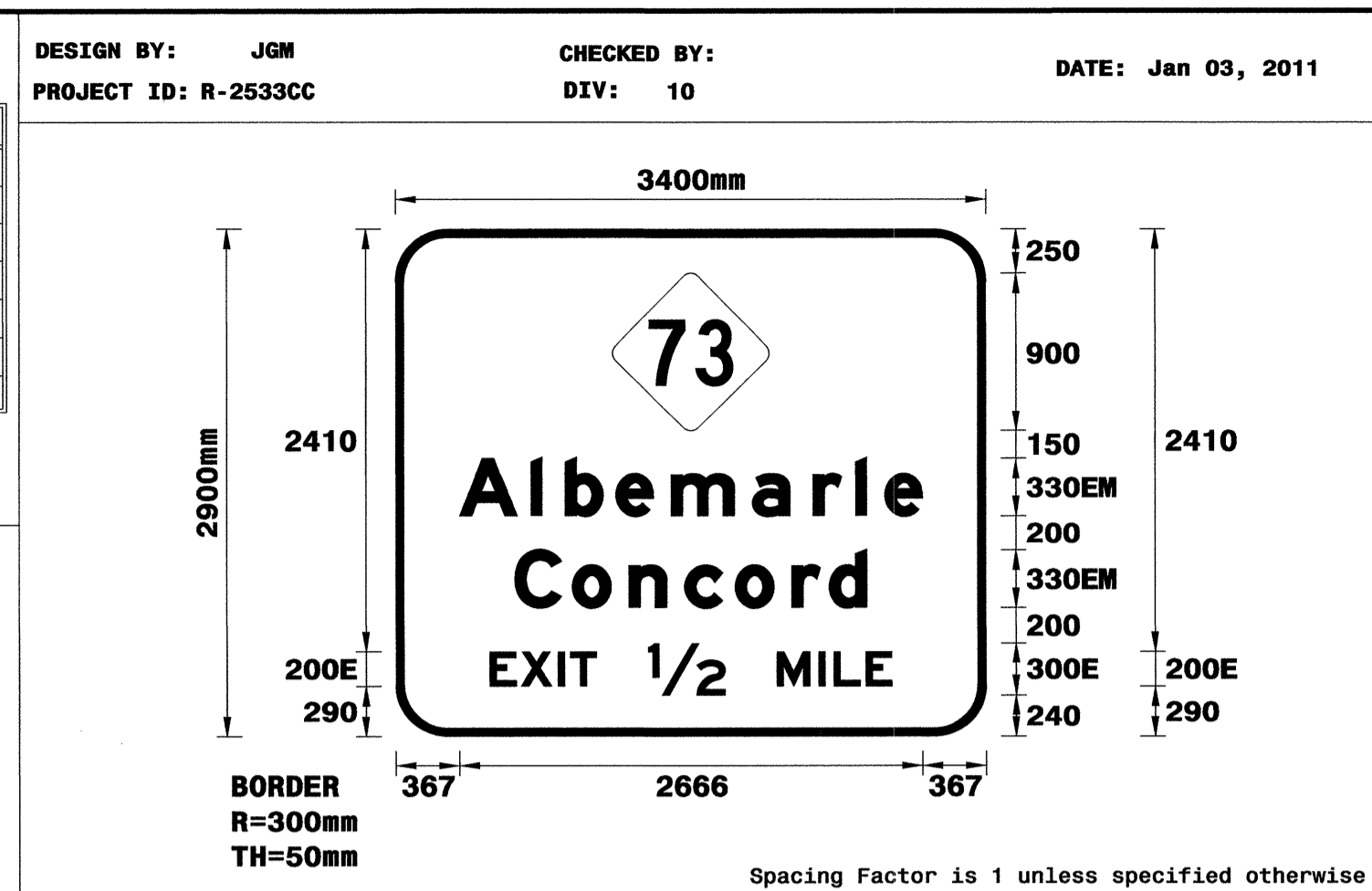
SYMBOL	X	Y	WID	HT
N1-5-2-24-10C	1250	1751	900	900

SIGN WIDTH: 3400mm
 HEIGHT: 2900mm
 TOTAL AREA: 9.9 Sq.m

BORDER TYPE: FLUSH
 RECESS: 0mm
 WIDTH: 50mm
 RADII: 300mm

NO. Z BARS: 3
 LENGTH: 3196.8

MAT'L: 0.125" (3.2 mm) ALUMINUM



USE NOTES:

- Legend and border(except those that are colored black) shall be direct applied Grade C sheeting.
- Background shall be Grade C reflective sheeting.
- Shields; A, B, and C type arrows shall be on 0.032" (0.8mm) aluminum and demountable.

SIGN NUMBER: 201,202
 TYPE: A
 QUANTITY: 2

BACKG COLOR: Green
 COPY COLOR: White

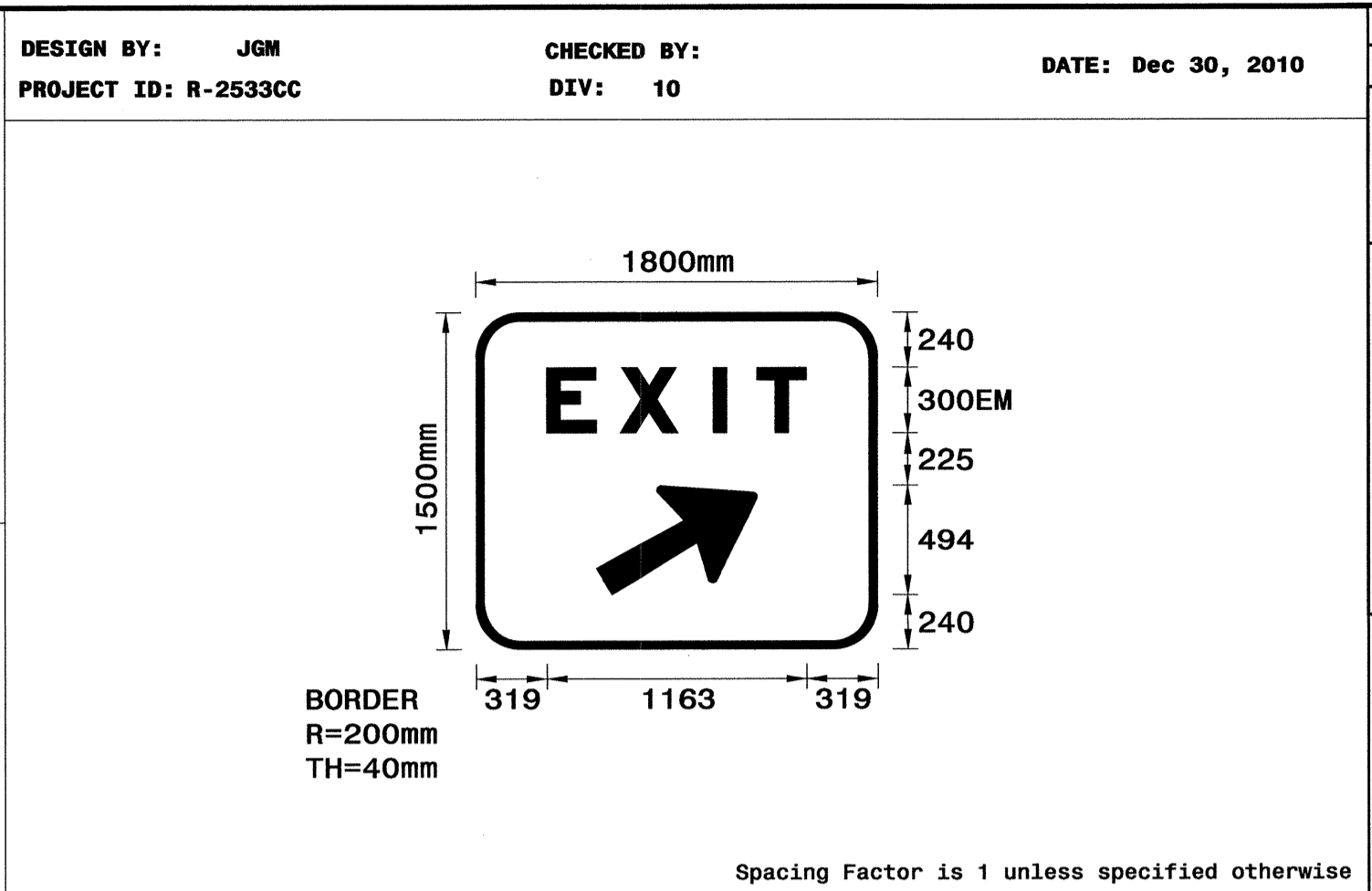
SYMBOL	X	Y	WID	HT
ARMED	540	240	500	788

SIGN WIDTH: 1800mm
 HEIGHT: 1500mm
 TOTAL AREA: 2.7 Sq.m

BORDER TYPE: FLUSH
 RECESS: 0mm
 WIDTH: 40mm
 RADII: 200mm

NO. Z BARS: 2
 LENGTH: 1596.8

MAT'L: 0.125" (3.2 mm) ALUMINUM



USE NOTES:

- Legend and border(except those that are colored black) shall be direct applied Grade C sheeting.
- Background shall be Grade C reflective sheeting.
- Shields; A, B, and C type arrows shall be on 0.032" (0.8mm) aluminum and demountable.

LETTER POSITIONS

Letter spacings are to start of next letter

	A	I	b	e	m	a	r	l	e		Series/Size	
367	412	198	290	320	465	350	244	168	218	367	EM 2000	
											2666	
687	330	327	320	290	327	214	218	687			EM 2000	
											2026	
543	178	214	70	150	300	440	300	240	88	184	150	E 2000
												2314

FILENAME: R-2533CC Sign Designs NORTH CAROLINA D.O.T. SIGN DETAIL

LETTER POSITIONS

Letter spacings are to start of next letter

	E	X	I	T		Series/Size
319	327	419	195	222	319	EM 2000
						1163

FILENAME: R-2533CC Sign Designs NORTH CAROLINA D.O.T. SIGN DETAIL

SIGN NUMBER: 102,103
 TYPE: A
 QUANTITY: 2

BACKG COLOR: Green
 COPY COLOR: White

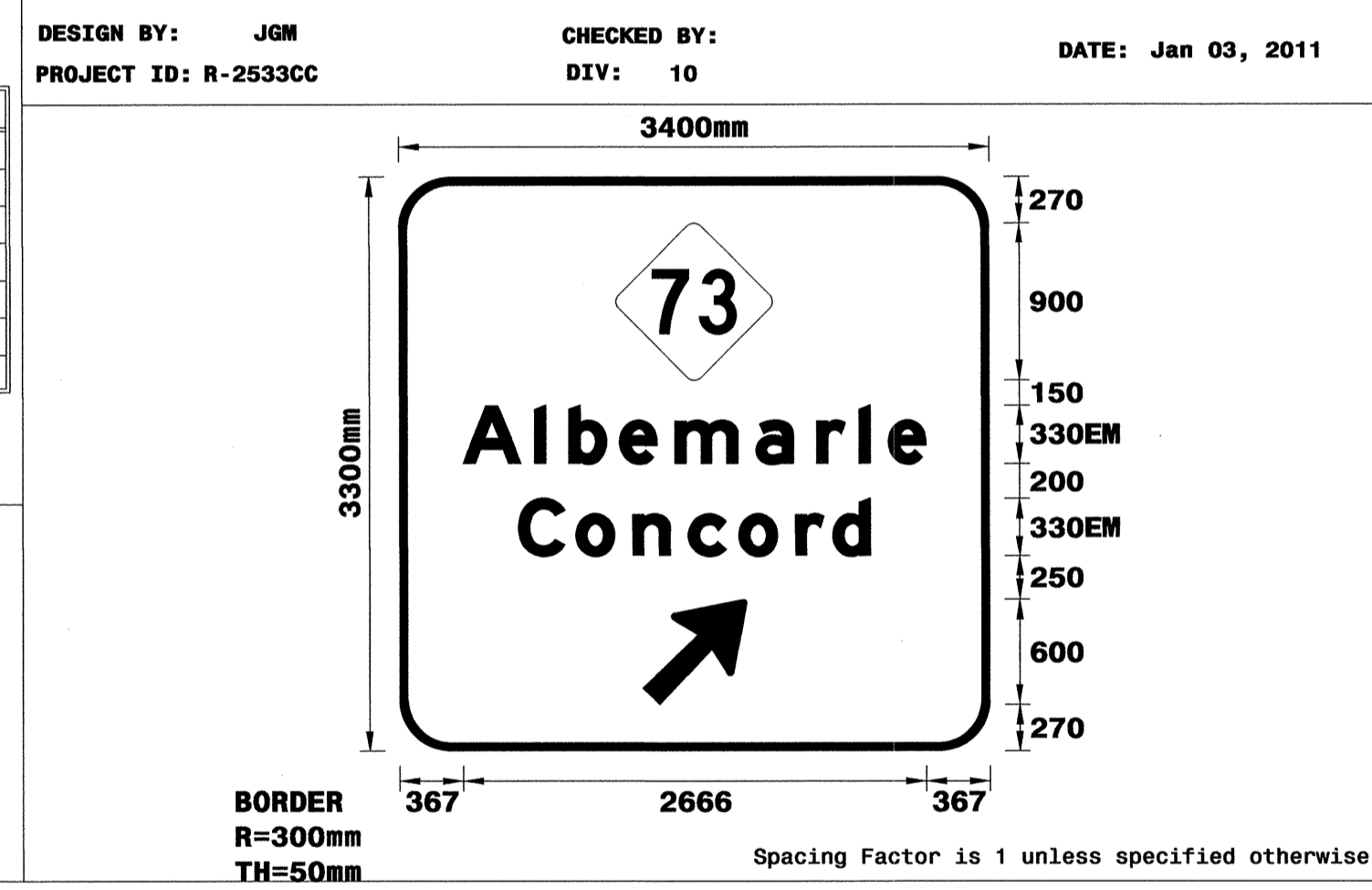
SYMBOL	X	Y	WID	HT
N1-5-2-24-10C	1250	2130	900	900
ARMED	1400	270	490	772

SIGN WIDTH: 3400mm
 HEIGHT: 3300mm
 TOTAL AREA: 11.2 Sq.m

BORDER TYPE: FLUSH
 RECESS: 0mm
 WIDTH: 50mm
 RADII: 300mm

NO. Z BARS: 3
 LENGTH: 3196.9

MAT'L: 0.125" (3.2 mm) ALUMINUM



USE NOTES:

- Legend and border(except those that are colored black) shall be direct applied Grade C sheeting.
- Background shall be Grade C reflective sheeting.
- Shields; A, B, and C type arrows shall be on 0.032" (0.8mm) aluminum and demountable.

SIGN NUMBER: 301
 TYPE: D
 QUANTITY: 1

BACKG COLOR: Green
 COPY COLOR: White

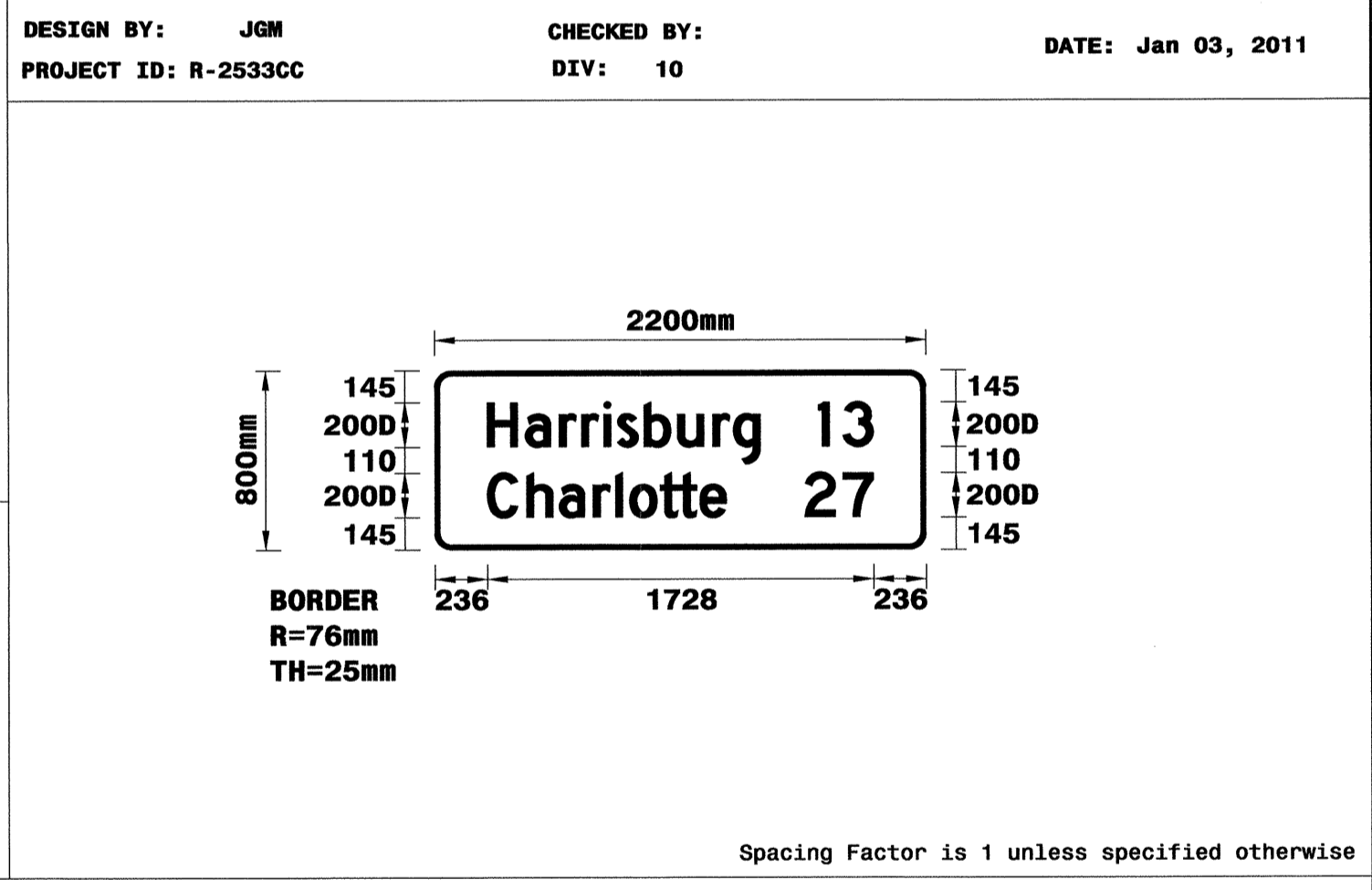
SYMBOL	X	Y	WID	HT

SIGN WIDTH: 2200mm
 HEIGHT: 800mm
 TOTAL AREA: 1.8 Sq.m

BORDER TYPE: FLUSH
 RECESS: 0mm
 WIDTH: 25mm
 RADII: 76mm

NO. Z BARS: 1
 LENGTH: 1800.0

MAT'L: 0.125" (3.2 mm) ALUMINUM



USE NOTES: 1,2

- Legend and border(except those that are colored black) shall be direct applied Grade C sheeting.
- Background shall be Grade C reflective sheeting.
- Shields; A, B, and C type arrows shall be on 0.032" (0.8mm) aluminum and demountable.

LETTER POSITIONS

Letter spacings are to start of next letter

	A	I	b	e	m	a	r	l	e		Series/Size
367	412	198	290	320	465	350	244	168	218	367	EM 2000
											2666
687	330	327	320	290	327	214	218	687			EM 2000
											2026

FILENAME: R-2533CC Sign Designs NORTH CAROLINA D.O.T. SIGN DETAIL

LETTER POSITIONS

Letter spacings are to start of next letter

	H	a	r	r	i	s	b	u	r	g	1	3		Series/Size	
236	170	152	100	100	60	120	150	158	92	120	260	110	136	236	D 2000
															1728
															D 2000
															1728

FILENAME: R-2533CC Sign Designs NORTH CAROLINA D.O.T. SIGN DETAIL

SIGN DESIGNS

03-JAN-2011 14:20 P:\TIP\Projects\11227705\Traffic\Signing\Layout Plans\signing - existing-2.dgn

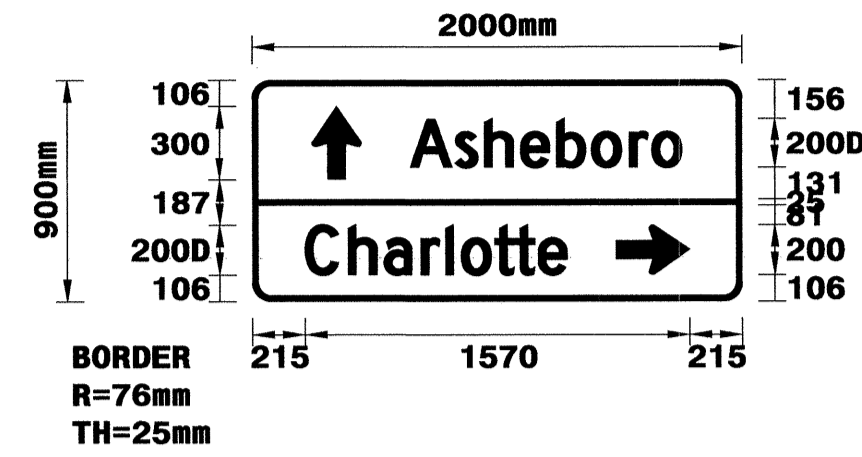
SIGN NUMBER: 302
TYPE: D
QUANTITY: 1
SIGN WIDTH: 2000mm
HEIGHT: 900mm
TOTAL AREA: 1.8 Sq.m
BORDER TYPE: FLUSH
RECESS: 0mm
WIDTH: 25mm
RADII: 76mm
NO. Z BARS: LENGTH:

BACKG COLOR: Green/Green
COPY COLOR: White

SYMBOL	X	Y	WID	HT
ARUP	245	494	200	300
ARUP	1485	106	200	300

MAT'L: 0.125" (3.2 mm) ALUMINUM

DESIGN BY: JGM
PROJECT ID: R-2533CC
CHECKED BY: DIV: 10
DATE: Jan 03, 2011



- USE NOTES: 1,2
- Legend and border(except those that are colored black) shall be direct applied Grade C sheeting.
 - Background shall be Grade C reflective sheeting.
 - Shields; A, B, and C type arrows shall be on 0.032" (0.8mm) aluminum and demountable.

Spacing Factor is 1 unless specified otherwise

LETTER POSITIONS

Letter spacings are to start of next letter

	A	s	h	e	b	o	r	o		Series/Size Text Length		
	645	184	120	148	146	144	154	92	122	245	D 2000	
											1110	
	C	h	a	r	l	o	t	t	e		D 2000	
	215	176	146	152	100	64	136	84	94	118	715	1070

FILENAME: R-2533CC Sign Designs

NORTH CAROLINA D.O.T. SIGN DETAIL

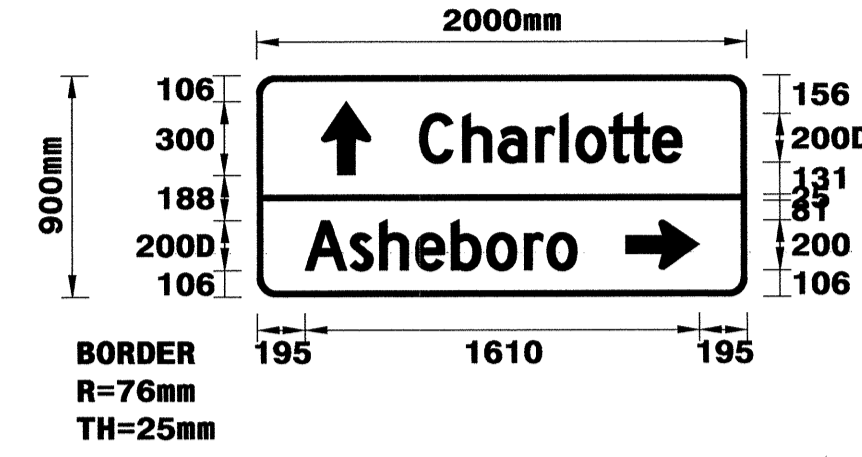
SIGN NUMBER: 304
TYPE: D
QUANTITY: 1
SIGN WIDTH: 2000mm
HEIGHT: 900mm
TOTAL AREA: 1.8 Sq.m
BORDER TYPE: FLUSH
RECESS: 0mm
WIDTH: 25mm
RADII: 76mm
NO. Z BARS: LENGTH:

BACKG COLOR: Green/Green
COPY COLOR: White

SYMBOL	X	Y	WID	HT
ARUP	265	494	200	300
ARUP	1505	106	200	300

MAT'L: 0.125" (3.2 mm) ALUMINUM

DESIGN BY: JGM
PROJECT ID: R-2533CC
CHECKED BY: DIV: 10
DATE: Jan 03, 2011



- USE NOTES: 1,2
- Legend and border(except those that are colored black) shall be direct applied Grade C sheeting.
 - Background shall be Grade C reflective sheeting.
 - Shields; A, B, and C type arrows shall be on 0.032" (0.8mm) aluminum and demountable.

Spacing Factor is 1 unless specified otherwise

LETTER POSITIONS


Letter spacings are to start of next letter

	C	h	a	r	l	o	t	t	e		Series/Size Text Length	
	665	176	146	152	100	64	136	84	94	118	265	D 2000
												1070
	A	s	h	e	b	o	r	o			D 2000	
	195	184	120	148	146	144	154	92	122	695	1110	

FILENAME: R-2533CC Sign Designs

NORTH CAROLINA D.O.T. SIGN DETAIL

TIP NO. R-2533CC
SHEET NO. SIGN-4A
APPROVED: [Signature]
DATE: 1-3-11



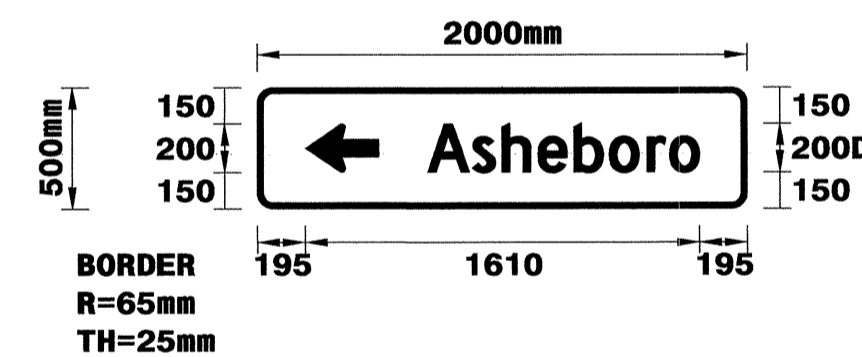
SIGN NUMBER: 303
TYPE: D
QUANTITY: 1
SIGN WIDTH: 2000mm
HEIGHT: 500mm
TOTAL AREA: 1.0 Sq.m
BORDER TYPE: FLUSH
RECESS: 0mm
WIDTH: 25mm
RADII: 65mm
NO. Z BARS: LENGTH:

BACKG COLOR: Green
COPY COLOR: White

SYMBOL	X	Y	WID	HT
ARUP	195	150	200	300

MAT'L: 0.125" (3.2 mm) ALUMINUM

DESIGN BY: JGM
PROJECT ID: R-2533CC
CHECKED BY: DIV: 10
DATE: Jan 03, 2011



- USE NOTES: 1,2
- Legend and border(except those that are colored black) shall be direct applied Grade C sheeting.
 - Background shall be Grade C reflective sheeting.
 - Shields; A, B, and C type arrows shall be on 0.032" (0.8mm) aluminum and demountable.

Spacing Factor is 1 unless specified otherwise

LETTER POSITIONS

Letter spacings are to start of next letter

	A	s	h	e	b	o	r	o		Series/Size Text Length	
	695	184	120	148	146	144	154	92	122	195	D 2000
											1110

FILENAME: R-2533CC Sign Designs

NORTH CAROLINA D.O.T. SIGN DETAIL

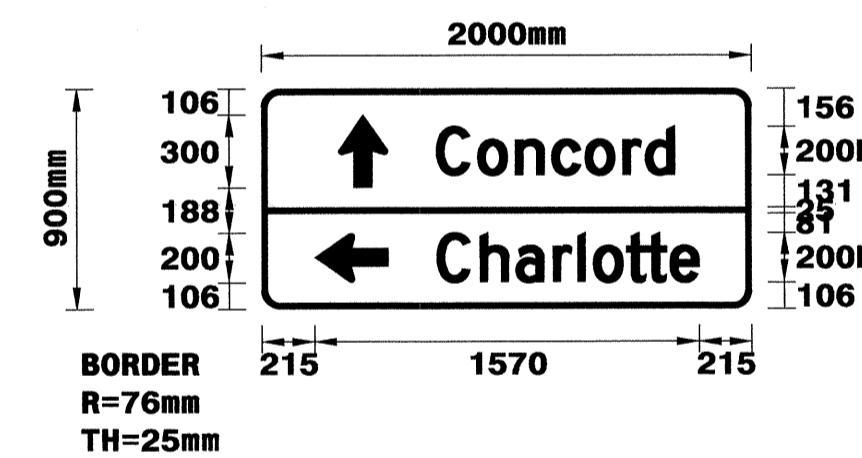
SIGN NUMBER: 305
TYPE: D
QUANTITY: 1
SIGN WIDTH: 2000mm
HEIGHT: 900mm
TOTAL AREA: 1.8 Sq.m
BORDER TYPE: FLUSH
RECESS: 0mm
WIDTH: 25mm
RADII: 76mm
NO. Z BARS: LENGTH:

BACKG COLOR: Green/Green
COPY COLOR: White

SYMBOL	X	Y	WID	HT
ARUP	314	494	200	300
ARUP	215	106	200	300

MAT'L: 0.125" (3.2 mm) ALUMINUM

DESIGN BY: JGM
PROJECT ID: R-2533CC
CHECKED BY: DIV: 10
DATE: Jan 03, 2011



- USE NOTES: 1,2
- Legend and border(except those that are colored black) shall be direct applied Grade C sheeting.
 - Background shall be Grade C reflective sheeting.
 - Shields; A, B, and C type arrows shall be on 0.032" (0.8mm) aluminum and demountable.

Spacing Factor is 1 unless specified otherwise

LETTER POSITIONS

Letter spacings are to start of next letter

	C	o	n	c	o	r	d		Series/Size Text Length			
	714	168	154	148	136	154	92	120	314	D 2000		
										972		
	C <td>h <td>a <td>r <td>l <td>o <td>t <td>t <td>e</td> <td></td> <td>D 2000</td> </td></td></td></td></td></td></td>	h <td>a <td>r <td>l <td>o <td>t <td>t <td>e</td> <td></td> <td>D 2000</td> </td></td></td></td></td></td>	a <td>r <td>l <td>o <td>t <td>t <td>e</td> <td></td> <td>D 2000</td> </td></td></td></td></td>	r <td>l <td>o <td>t <td>t <td>e</td> <td></td> <td>D 2000</td> </td></td></td></td>	l <td>o <td>t <td>t <td>e</td> <td></td> <td>D 2000</td> </td></td></td>	o <td>t <td>t <td>e</td> <td></td> <td>D 2000</td> </td></td>	t <td>t <td>e</td> <td></td> <td>D 2000</td> </td>	t <td>e</td> <td></td> <td>D 2000</td>	e		D 2000	
	715	176	146	152	100	64	136	84	94	118	215	1070

FILENAME: R-2533CC Sign Designs

NORTH CAROLINA D.O.T. SIGN DETAIL

O:\AN\2011\456
 P:\Projects\R-2533CC\Traffic\Signing\CADD\Signing_Layout_Plans\Signing - existing-2.dgn
 Date: 1/3/11

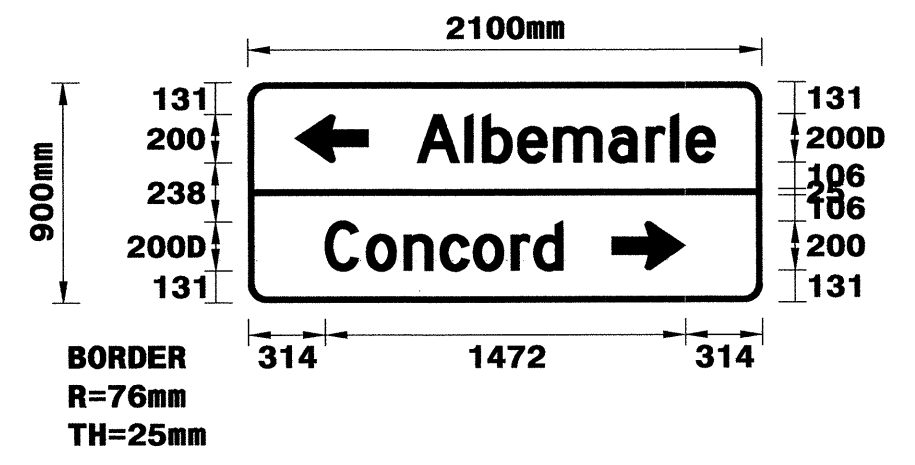
SIGN DESIGNS

SIGN NUMBER: 306,307
 TYPE: D
 QUANTITY: 2
 SIGN WIDTH: 2100mm
 HEIGHT: 900mm
 TOTAL AREA: 1.9 Sq.m
 BORDER TYPE: FLUSH
 RECESS: 0mm
 WIDTH: 25mm
 RADII: 76mm
 NO. Z BARS: 1
 LENGTH: 1

BACKG COLOR: Green/Green
 COPY COLOR: White

SYMBOL	X	Y	WID	HT
ARUP	191	569	200	300
ARUP	1486	131	200	300

DESIGN BY: JGM
 PROJECT ID: R-2533CC
 CHECKED BY:
 DIV: 10
 DATE: Jan 03, 2011



USE NOTES: 1,2
 1. Legend and border(except those that are colored black) shall be direct applied Grade C sheeting.
 2. Background shall be Grade C reflective sheeting.
 3. Shields; A, B, and C type arrows shall be on 0.032" (0.8mm) aluminum and demountable.

Spacing Factor is 1 unless specified otherwise

LETTER POSITIONS

Letter spacings are to start of next letter

	A	I	b	e	m	a	r	l	e		Series/Size Text Length	
	691	196	72	144	146	226	152	100	64	118	191	D 2000 1218
	C	o	n	c	o	r	d					D 2000 972
	314	168	154	148	136	154	92	120	814			

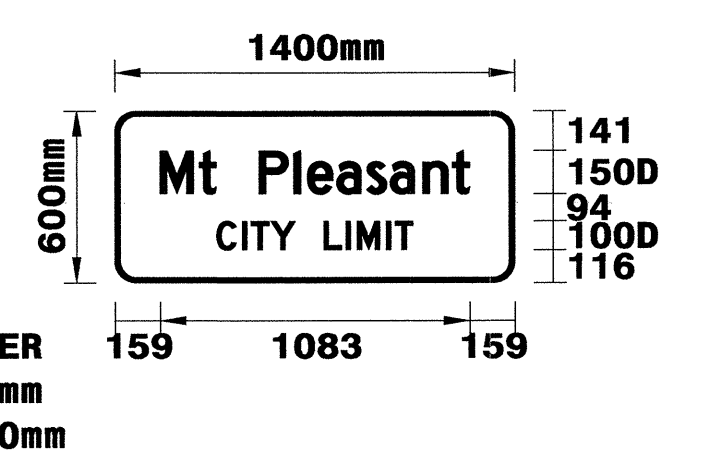
FILENAME: R-2533CC Sign Designs
 NORTH CAROLINA D.O.T. SIGN DETAIL

SIGN NUMBER: 308
 TYPE: D
 QUANTITY: 1
 SIGN WIDTH: 1400mm
 HEIGHT: 600mm
 TOTAL AREA: 0.8 Sq.m
 BORDER TYPE: FLUSH
 RECESS: 0mm
 WIDTH: 20mm
 RADII: 75mm
 NO. Z BARS: 1
 LENGTH: 1

BACKG COLOR: Green
 COPY COLOR: White

SYMBOL	X	Y	WID	HT

DESIGN BY: JGM
 PROJECT ID: R-2533CC
 CHECKED BY:
 DIV: 10
 DATE: Jan 03, 2011



USE NOTES: 1,2
 1. Legend and border(except those that are colored black) shall be direct applied Grade C sheeting.
 2. Background shall be Grade C reflective sheeting.
 3. Shields; A, B, and C type arrows shall be on 0.032" (0.8mm) aluminum and demountable.

Spacing Factor is 1 unless specified otherwise

LETTER POSITIONS

Letter spacings are to start of next letter

	M	t	P	l	e	a	s	a	n	t		Series/Size Text Length		
	159	137	60	150	122	48	102	105	83	114	104	60	159	D 2000 1083
	C	I	T	Y	L	I	M	I	T					D 2000 687
	357	90	31	68	86	100	77	40	102	31	62	357		

FILENAME: R-2533CC Sign Designs
 NORTH CAROLINA D.O.T. SIGN DETAIL

TIP NO. R-2533CC SHEET NO. SIGN-4B

APPROVED: *[Signature]*

DATE: 1-3-11

SEAL




SIGN DESIGNS

O:\JAN-2011\457
 01:\JPP\Projects\R-2533CC\Traffic\Signing\CADD\Signing_Layout_Plans\Signing - existing-2.dgn
 1/24/11 11:24:45 AM



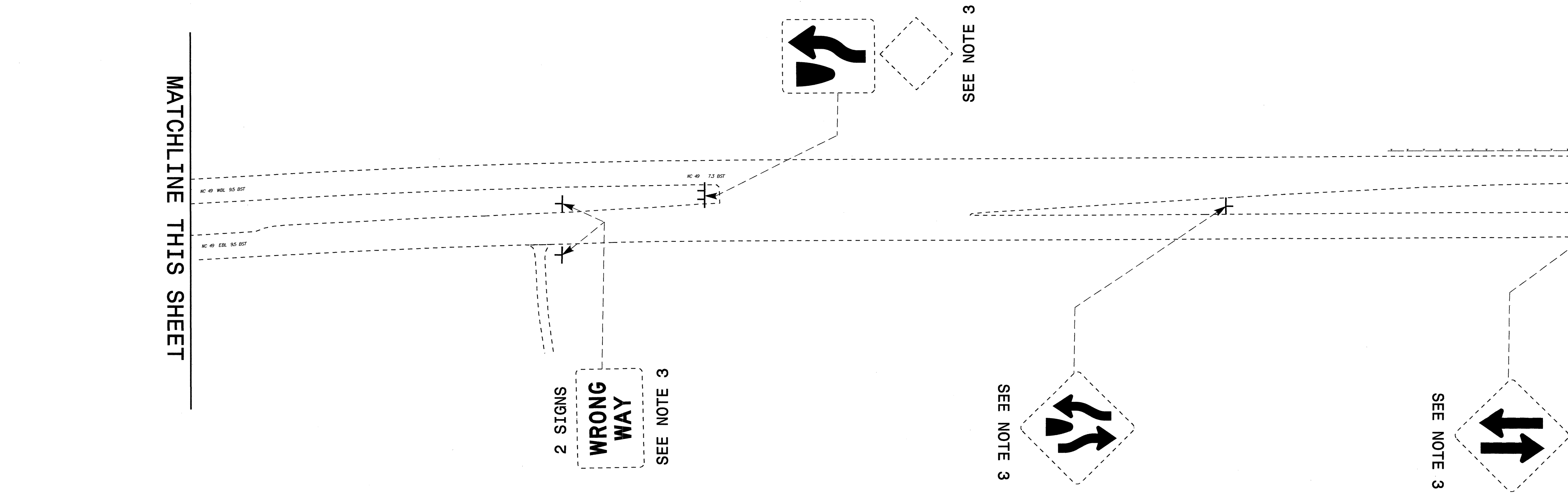
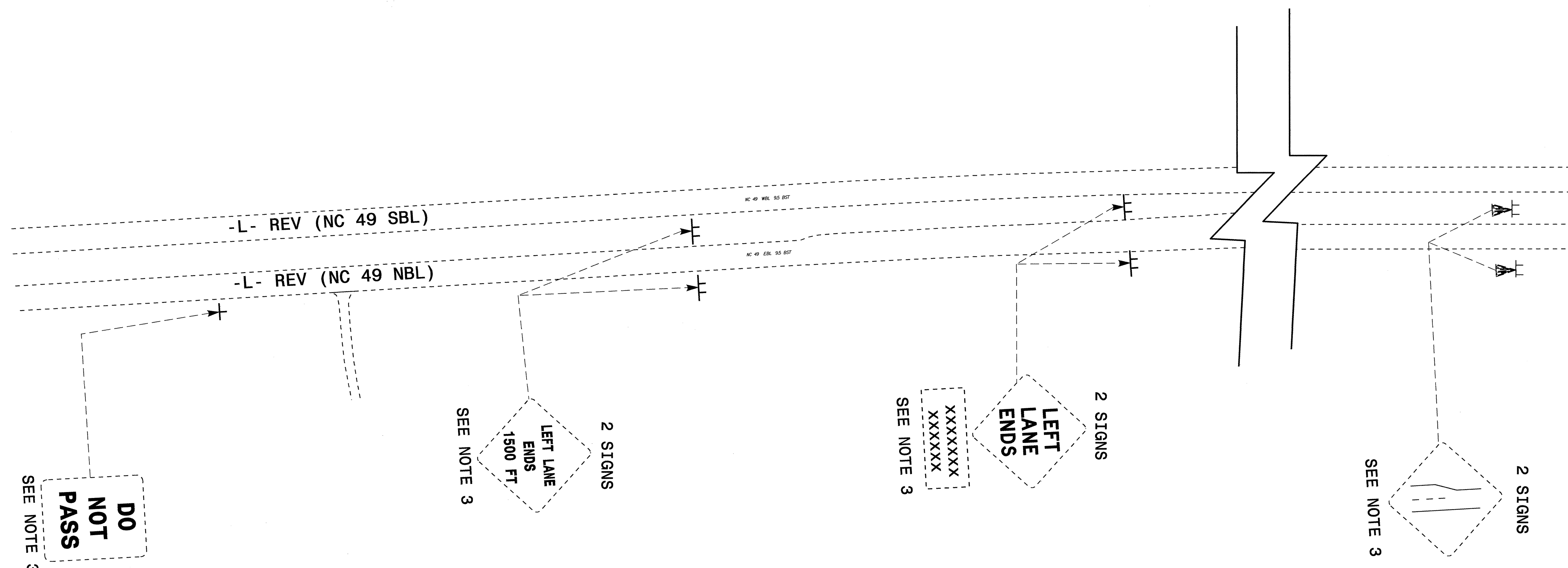
TIP NO. R-2533CC	SHEET NO. SIGN-5
APPROVED: <i>[Signature]</i>	
DATE: 1-3-11	



MATCHLINE THIS SHEET


MATCHLINE SHEET SIGN-6

EXISTING SIGNS



3 way check sign
1-3-11

TIP NO. R-2533CC	SHEET NO. SIGN-6
APPROVED: <i>Ayman Alquodhi</i>	
DATE: 1-3-11	



MATCHLINE SHEET SIGN-5

MATCHLINE THIS SHEET

-L- REV (NC 49)

-L- REV (NC 49)

STOP

DO NOT PASS

LITTERING IS ILLEGAL
MAX. FINE \$1000

SEE NOTE 3

SEE NOTES 3

SEE NOTES 2 & 5

MATCHLINE THIS SHEET

MATCHLINE SHEET SIGN-7

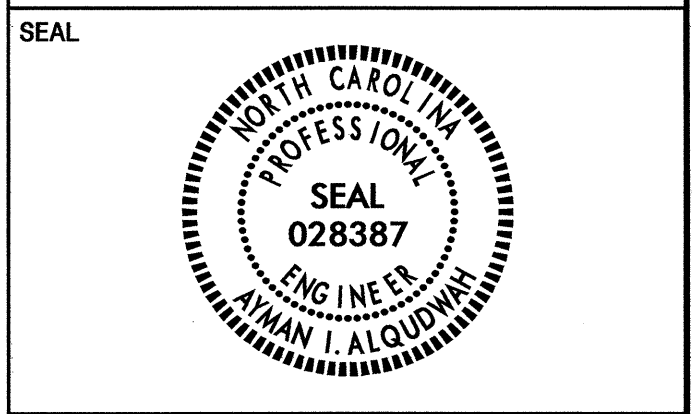
EXISTING SIGNS

03-JAN-2011 07:59
 F:\JFH\Projects\11227795\Traffic\Signing\Layout Plans\signing - existing 2.dgn
 11227795 - AT 11227795


3 way check jgm
1-3-11



TIP NO. R-2533CC	SHEET NO. SIGN-7
APPROVED: <i>[Signature]</i>	
DATE: 1-3-11	




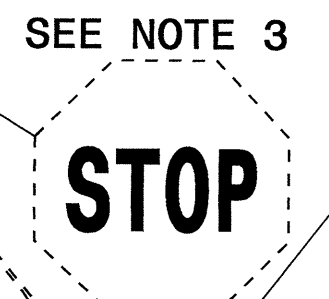
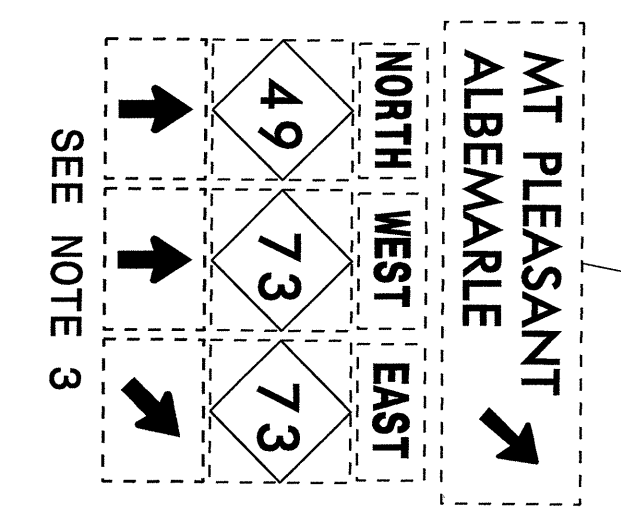
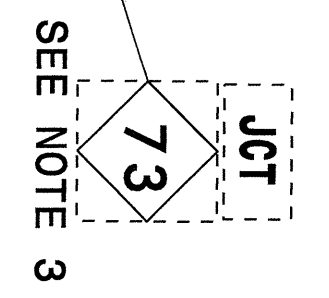
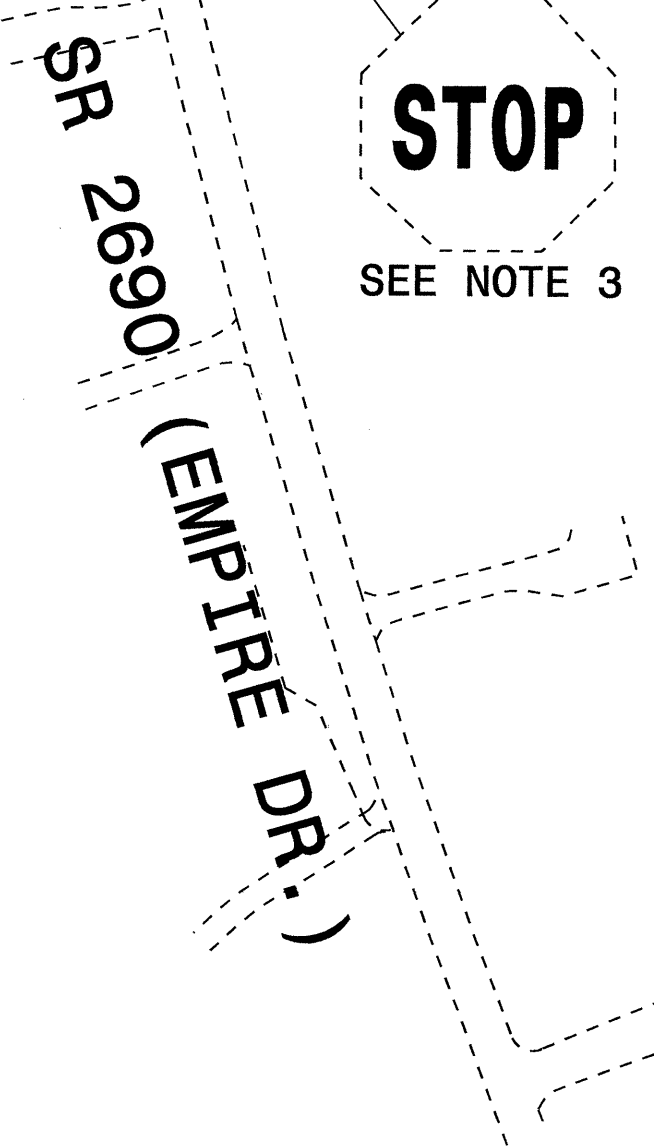
CABARRUS ARENA
& EVENTS CENTER
2.7 MILES
SEE NOTE 3



-L- REV (NC 49)

MATCHLINE SHEET SIGN-6

MATCHLINE SHEET SIGN-9



EXISTING SIGNS

03-MAN-20107169
 P:\TIP\Projects\2533CC\Traffic\Signing\Layout Plans\Signing - existing-2.dgn
 1/2/11 12:27:05

*3 way check sign
1-3-11*

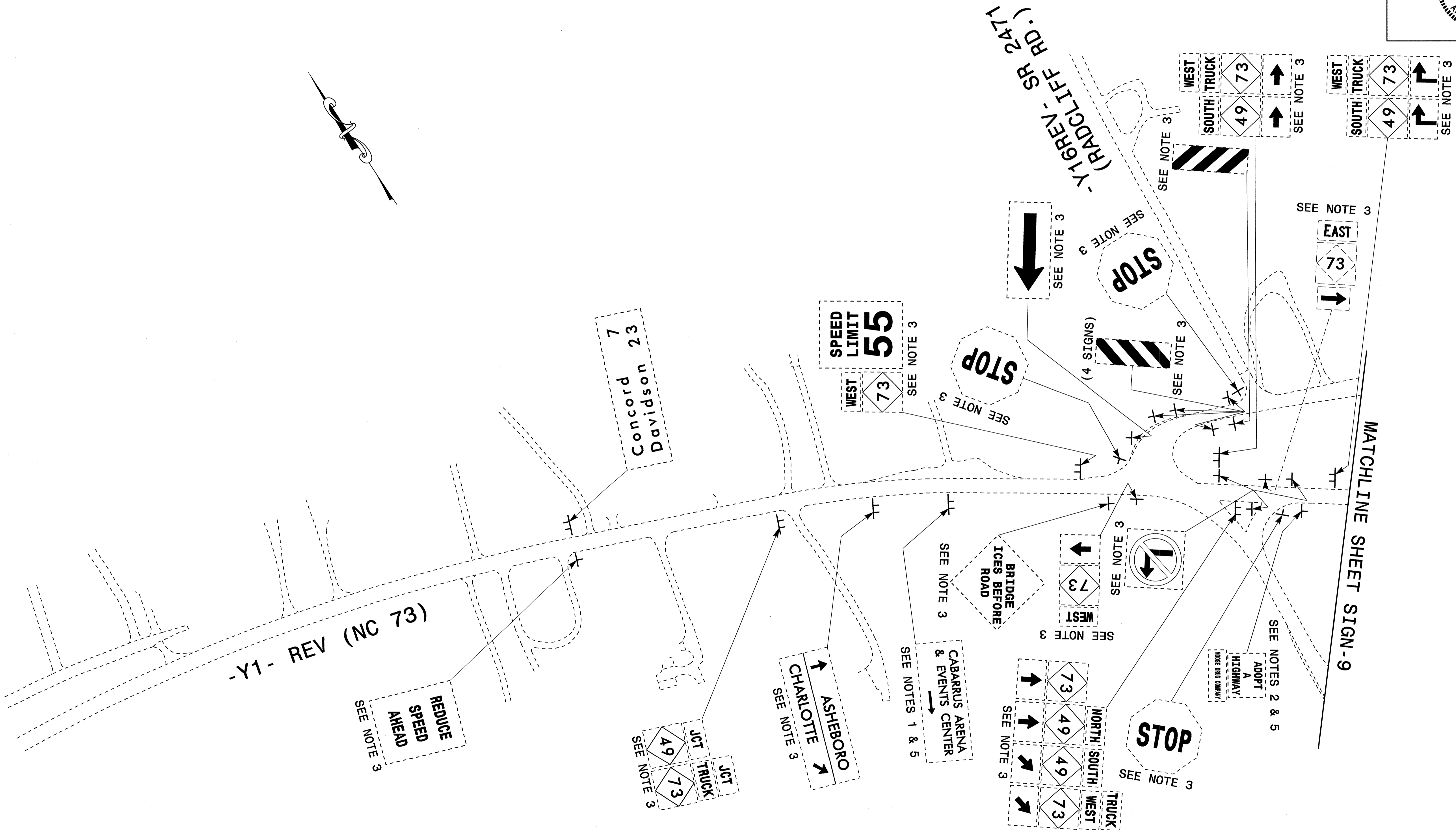
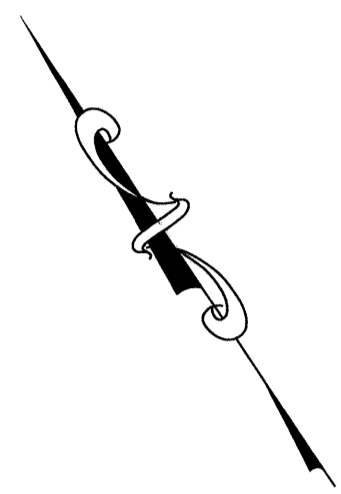


TIP NO. R-2533CC	SHEET NO. SIGN-8
---------------------	---------------------

APPROVED: *[Signature]*

DATE: 1-3-11

SEAL



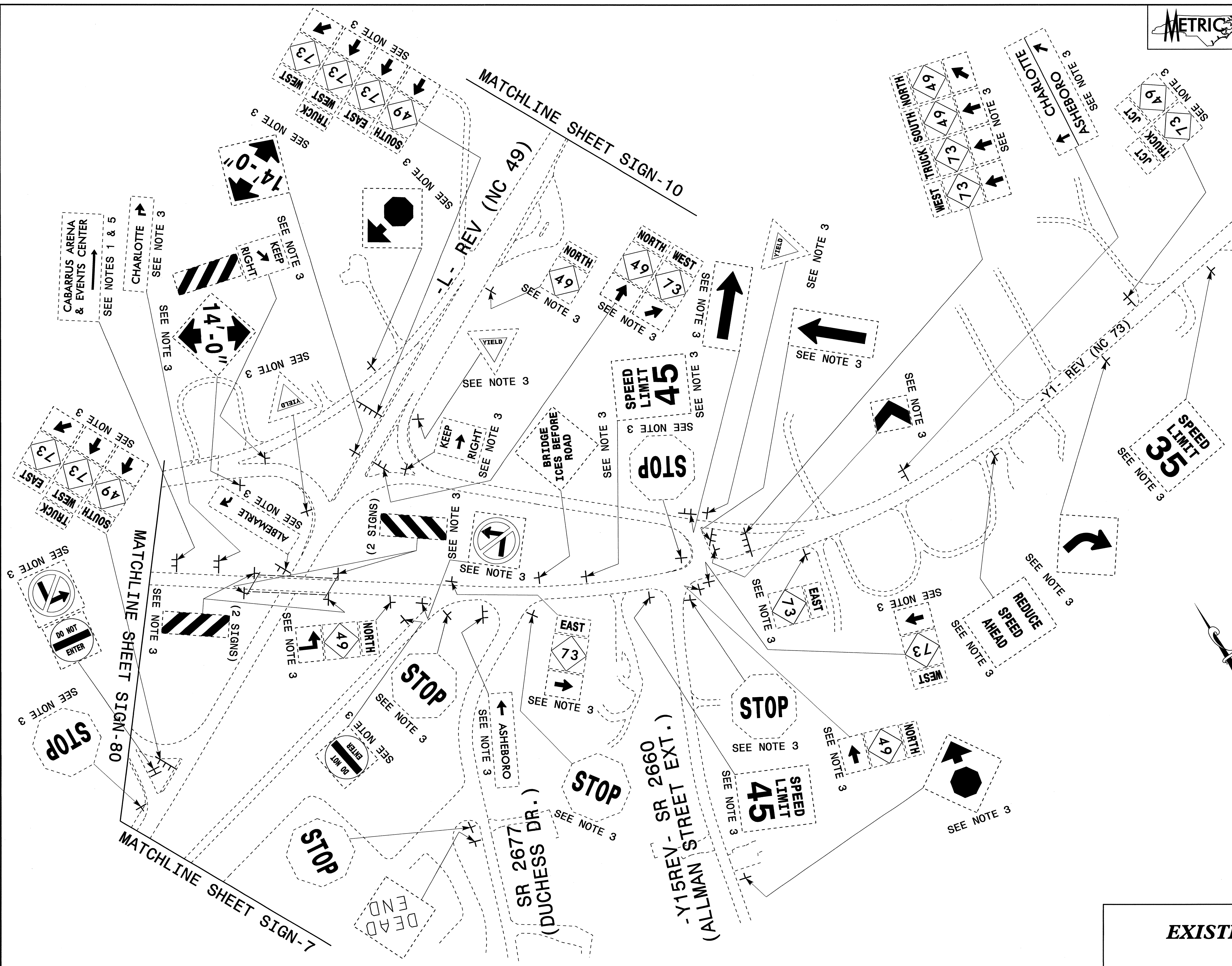
EXISTING SIGNS

03-MAN-2010.dwg
 P:\TIP\Projects\112533CC\Traffic\Signing\Layout Plans\signing - existing 2.dgn
 1/2/2011 10:24:25 AM

3 way check sign
 1-3-11



TIP NO. R-2533CC	SHEET NO. SIGN-9
APPROVED: <i>[Signature]</i>	
DATE: 1-3-11	
SEAL	



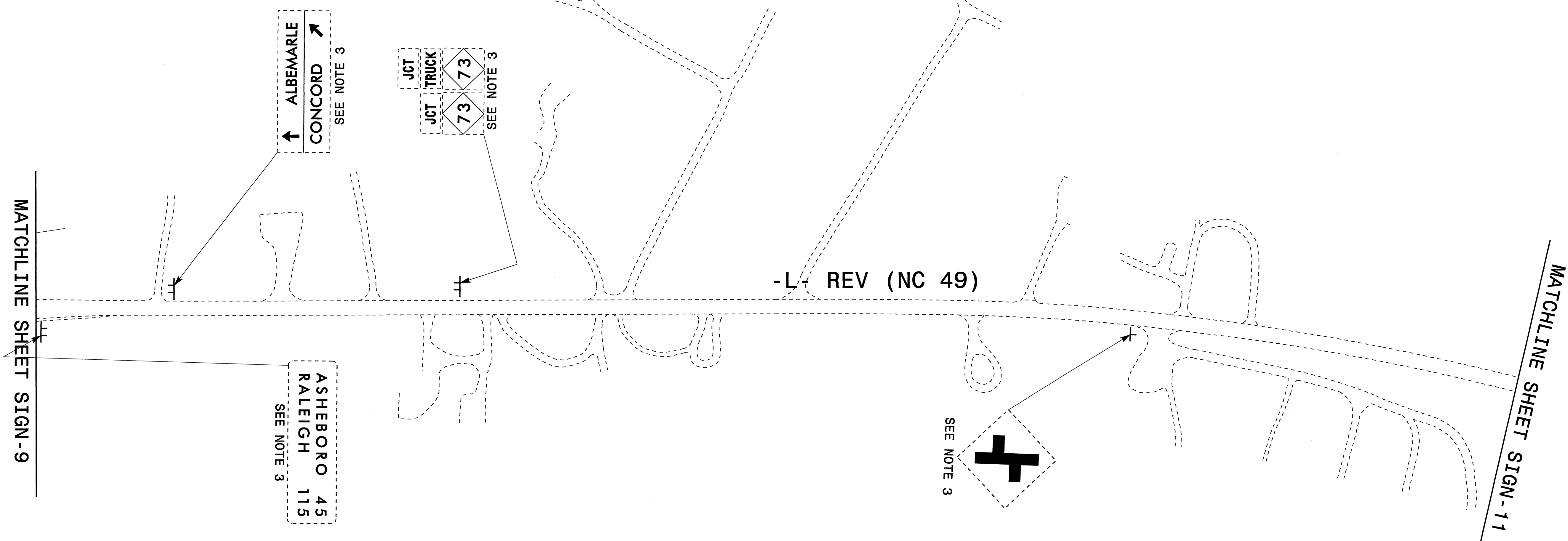

EXISTING SIGNS

03-JAN-2011 08:41
 P:\TIPProjects\2533CC\Traffic\Signing\Layout Plans\signing - existing-2.dgn
 12/27/09

*3way check sign
1-3-11*



TIP NO. R-2533CC	SHEET NO. SIGN-10
APPROVED: <i>[Signature]</i>	
DATE: 1-3-11	



EXISTING SIGNS

03-JAN-2011 08:02
 P:\TIP\Projects\11\2533\Traffic\Signing\Layout Plans\signing - existing-2.dgn
 Author: am
 Date: 1/27/11

*3 way check sign
1-3-11*

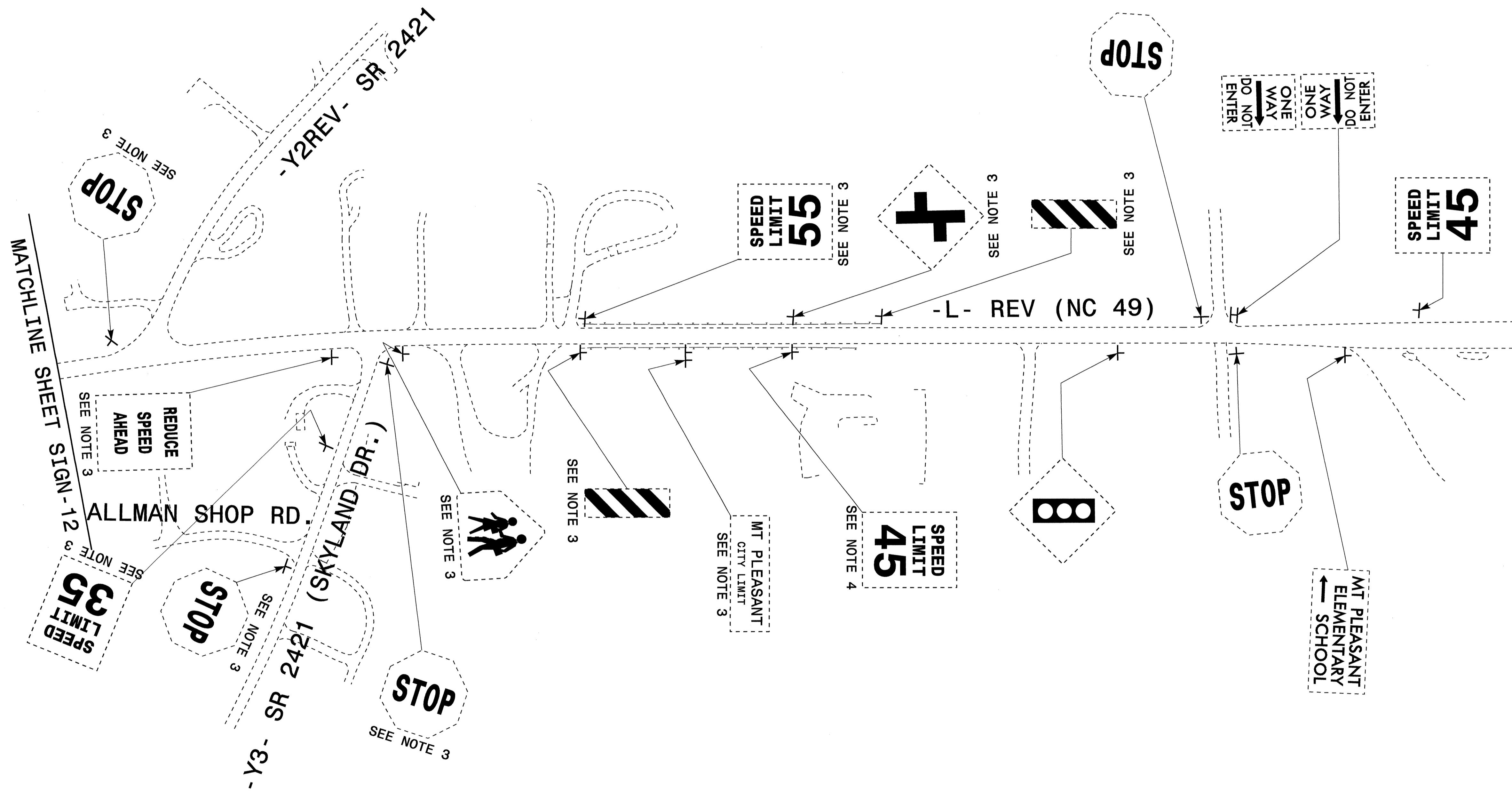


TIP NO. R-2533CC	SHEET NO. SIGN-11
---------------------	----------------------

APPROVED: *[Signature]*

DATE: 1-3-11

SEAL



MATCHLINE SHEET SIGN-12

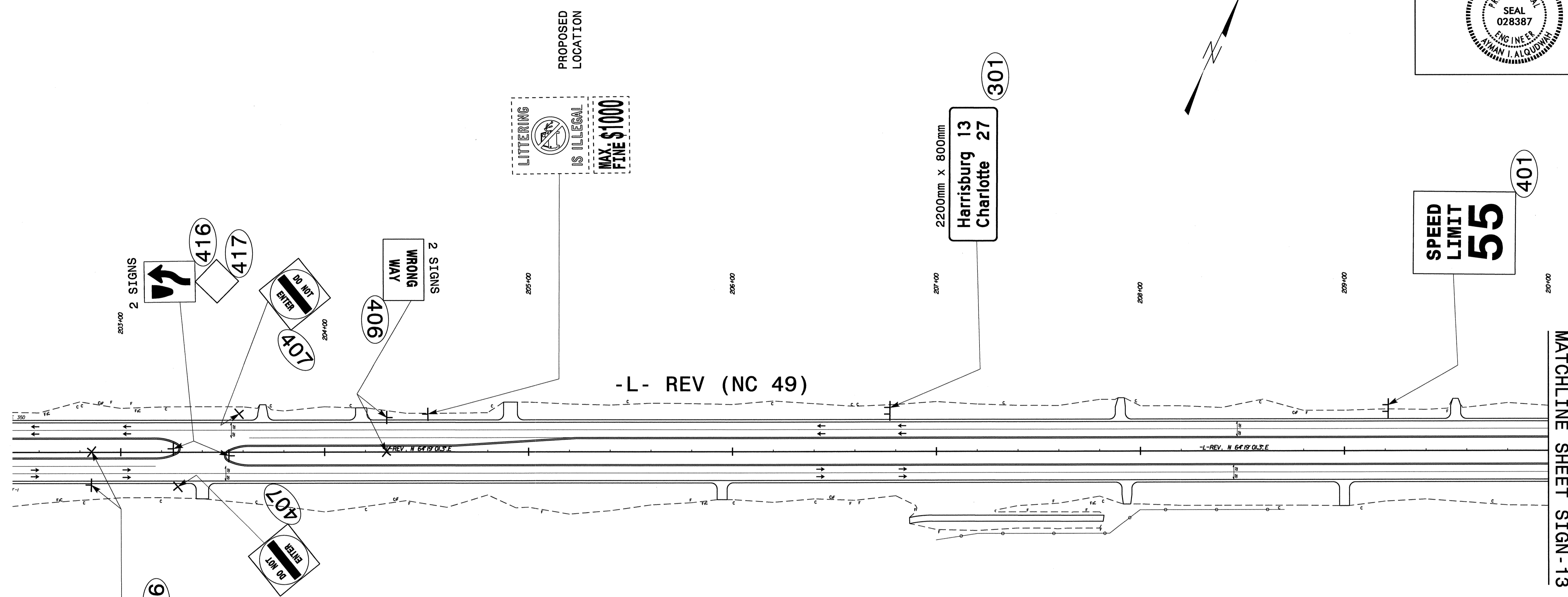
EXISTING SIGNS

03-MAN-2010842
 P:\TIP\Projects\112233\Traffic\Signing\Layout Plans\signing - existing-2.dgn
 1/2/2011 12:27:05

3 way chert sign
 1-3-11



TIP NO. R-2533CC	SHEET NO. SIGN-12
APPROVED: <i>[Signature]</i>	
DATE: 1-3-11	
SEAL	



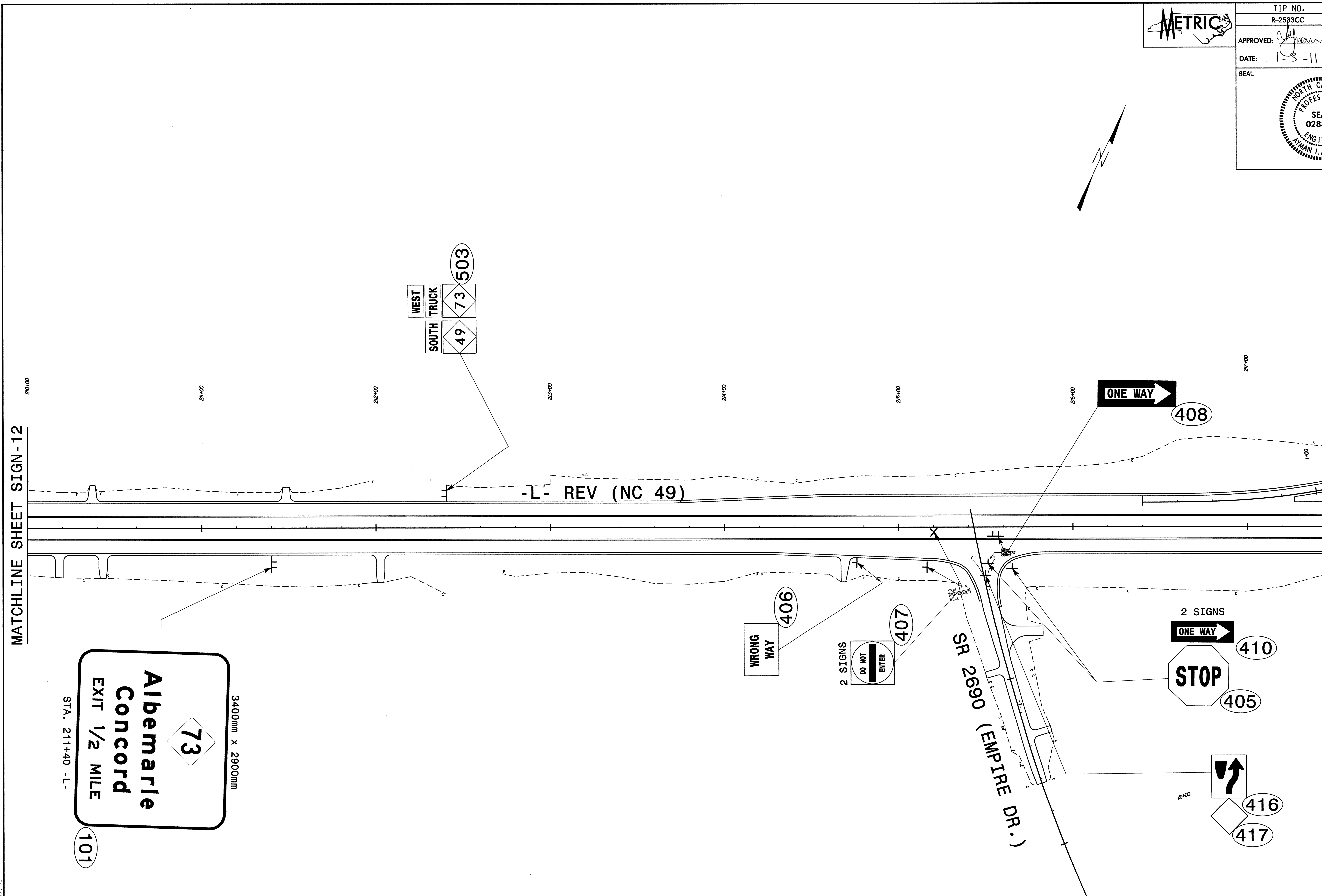

MATCHLINE SHEET SIGN-13

PROPOSED SIGNS

03-JAN-2011 08:22
 P:\TIPProjects\1122333\1122333\Traffic\Signing\Layout Plans\1-3819A_Sign_SGN-12.dgn
 Author: AT 1/27/11




TIP NO. R-2533CC	SHEET NO. SIGN-13
APPROVED: <i>[Signature]</i>	
DATE: 1-3-11	
SEAL	



STA. 211+40 -L-

3400mm x 2900mm

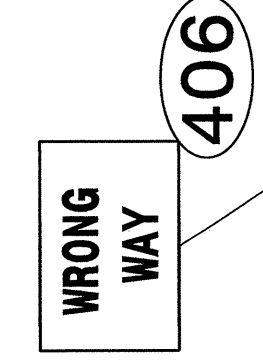
101



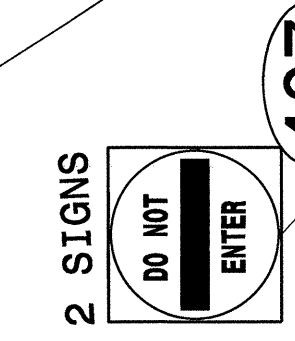
SOUTH 49

WEST TRUCK 73

503



406

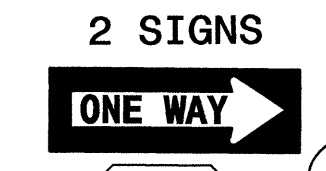


407

2 SIGNS




408




410

2 SIGNS



405



416



417


PROPOSED SIGNS

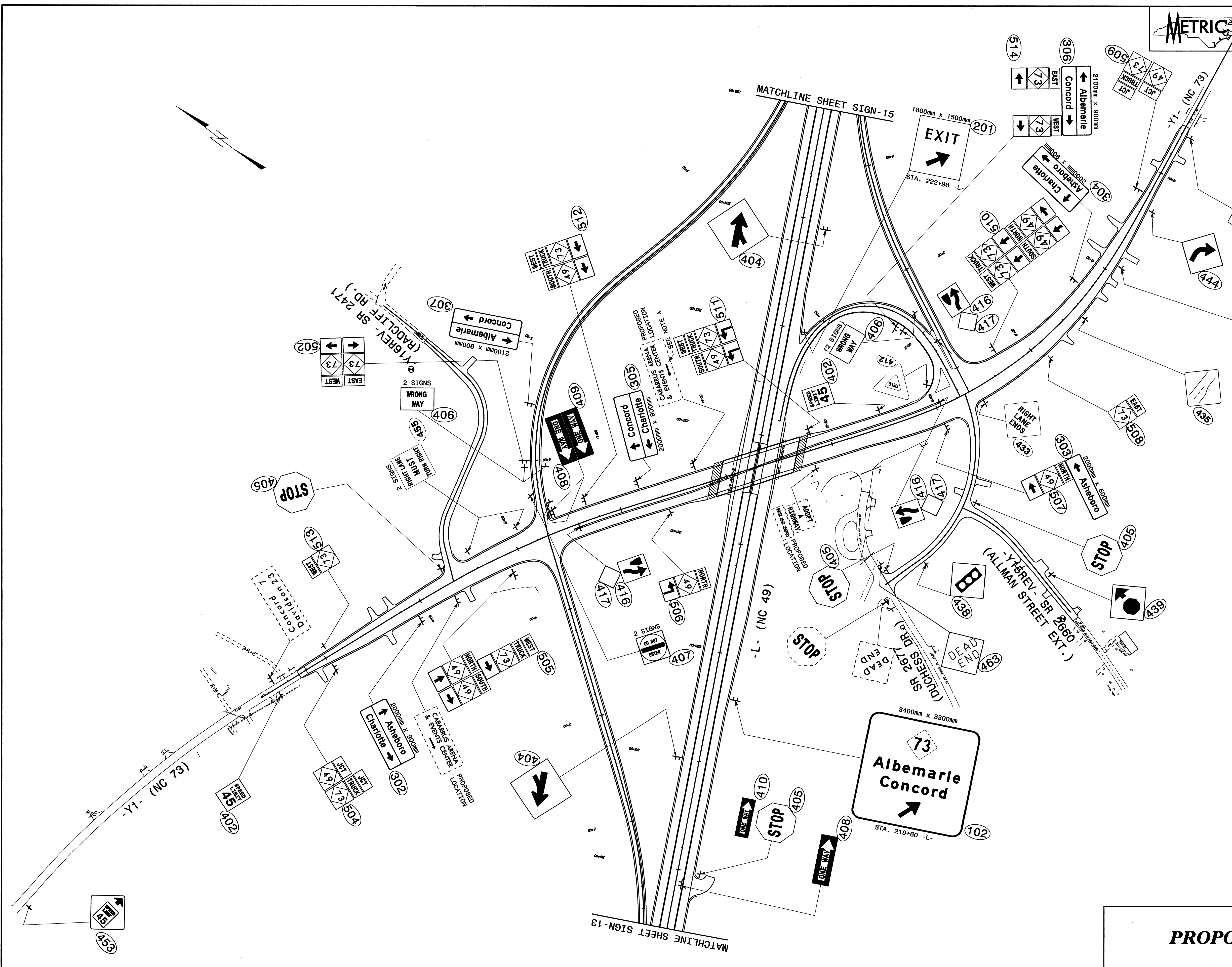
P:\M\20106666
 P:\TIP\20106666\2533CC\Traffic\Signing\Layout\Plans\R-2533CC_Sgn-S0N13.dgn
 Number: 1227795

MATCHLINE SHEET SIGN-12

MATCHLINE SHEET SIGN-14




TIP NO. R-2533CC	SHEET NO. SIGN-14
APPROVED: <i>[Signature]</i>	
DATE: 1-2-11	
SEAL	
	

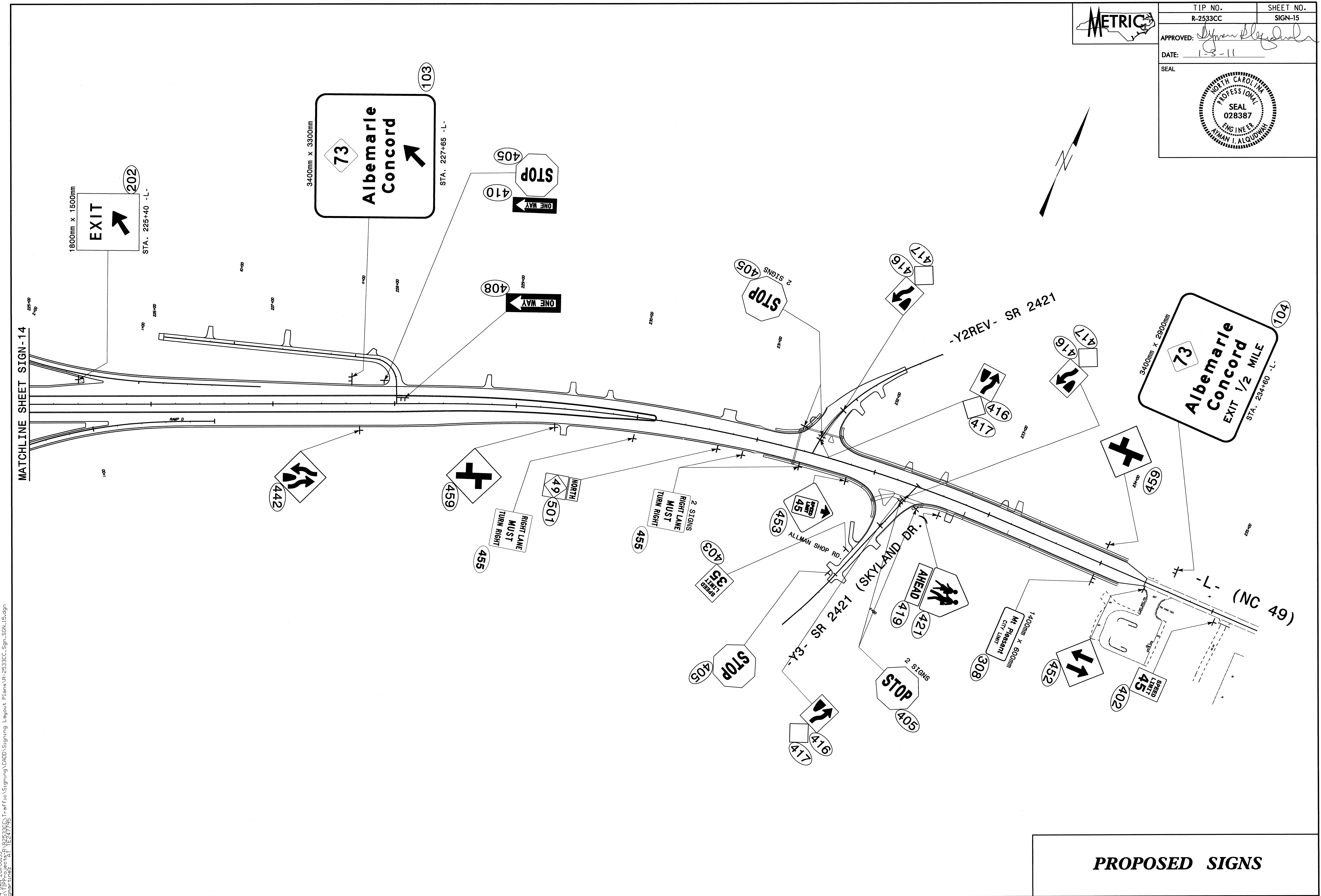



PROPOSED SIGNS

03-JAN-2011 4:27
 P:\TIP\Projects\2533\Traffic\Signing\CADD\Signing Layout Plans\1-3819A_Sgn_SDN_14.dgn
 User: jls
 Sheet: 14 of 14



TIP NO. R-2533CC	SHEET NO. SIGN-15
APPROVED: <i>[Signature]</i>	
DATE: 1-3-11	



MATCHLINE SHEET SIGN-14

PROPOSED SIGNS

04:\JAN-2011\06555\182533CC\Traffic\Signing\Layout\Plans\SR-2533CC-Sign-SGN-15.dgn
 1/3/11 11:24:47 AM
 Aiman I. Alouman