


STATE OF NORTH CAROLINA
DEPARTMENT OF TRANSPORTATION

TIP NO.	SHEET NO.
B-4062	PMP-1
APPROVED: <i>[Signature]</i>	
DATE: 9/28/10	
SEAL	
	

PAVEMENT MARKING PLAN
CATAWBA COUNTY

LOCATION: BRIDGE NO.127 OVER PINCH GUT CREEK
ON SR 1880 (ST.JAMES CHURCH RD)

ROADWAY STANDARD DRAWING

THE FOLLOWING ROADWAY STANDARDS AS APPEAR IN "ROADWAY STANDARD DRAWINGS" - PROJECT SERVICES UNIT - N.C. DEPARTMENT OF TRANSPORTATION - RALEIGH, N.C., DATED JULY 2006 ARE APPLICABLE TO THIS PROJECT AND BY REFERENCE HEREBY ARE CONSIDERED A PART OF THESE PLANS:

STD. NO.	TITLE
1205.01	PAVEMENT MARKINGS - LINE TYPES AND OFFSETS
1205.02	PAVEMENT MARKINGS - 2 LANE AND MULTILANE ROADWAYS
1205.12	PAVEMENT MARKINGS - BRIDGES
1250.01	PAVEMENT MARKER SPACING
1253.01	SNOWPLOWABLE RAISED PAVEMENT MARKERS
1261.01	GUARDRAIL AND BARRIER DELINEATOR SPACING
1261.02	GUARDRAIL AND BARRIER DELINEATOR TYPES
1262.01	GUARDRAIL END DELINEATION

GENERAL NOTES

THE FOLLOWING GENERAL NOTES APPLY AT ALL TIMES FOR THE DURATION OF THE CONSTRUCTION PROJECT, EXCEPT WHEN OTHERWISE NOTED IN THE PLAN, OR DIRECTED BY THE ENGINEER.

- A) INSTALL PAVEMENT MARKINGS AND PAVEMENT MARKERS ON THE FINAL SURFACE AS FOLLOWS:

ROAD NAME	MARKING	MARKER
SR 1880 AND BRIDGE #127	THERMOPLASTIC	SNOWPLOWABLE

- B) TIE PROPOSED PAVEMENT MARKING LINES TO EXISTING PAVEMENT MARKING LINES.
C) REMOVE/REPLACE ANY CONFLICTING/DAMAGED PAVEMENT MARKINGS AND MARKERS.
D) PASSING ZONES WILL BE DETERMINED IN THE FIELD AND MUST BE APPROVED BY THE ENGINEER.


INDEX

SHEET NO.	DESCRIPTION
PMP-1	PAVEMENT MARKING PLAN TITLE SHEET
PMP-2	FINAL PAVEMENT MARKING SCHEDULE AND PAVEMENT MARKING DETAIL

PLAN PREPARED BY: N.C.D.O.T. SIGNING AND DELINEATION UNIT

A. Alqudwah, P.E. SIGNING & DELINEATION REGIONAL ENGINEER

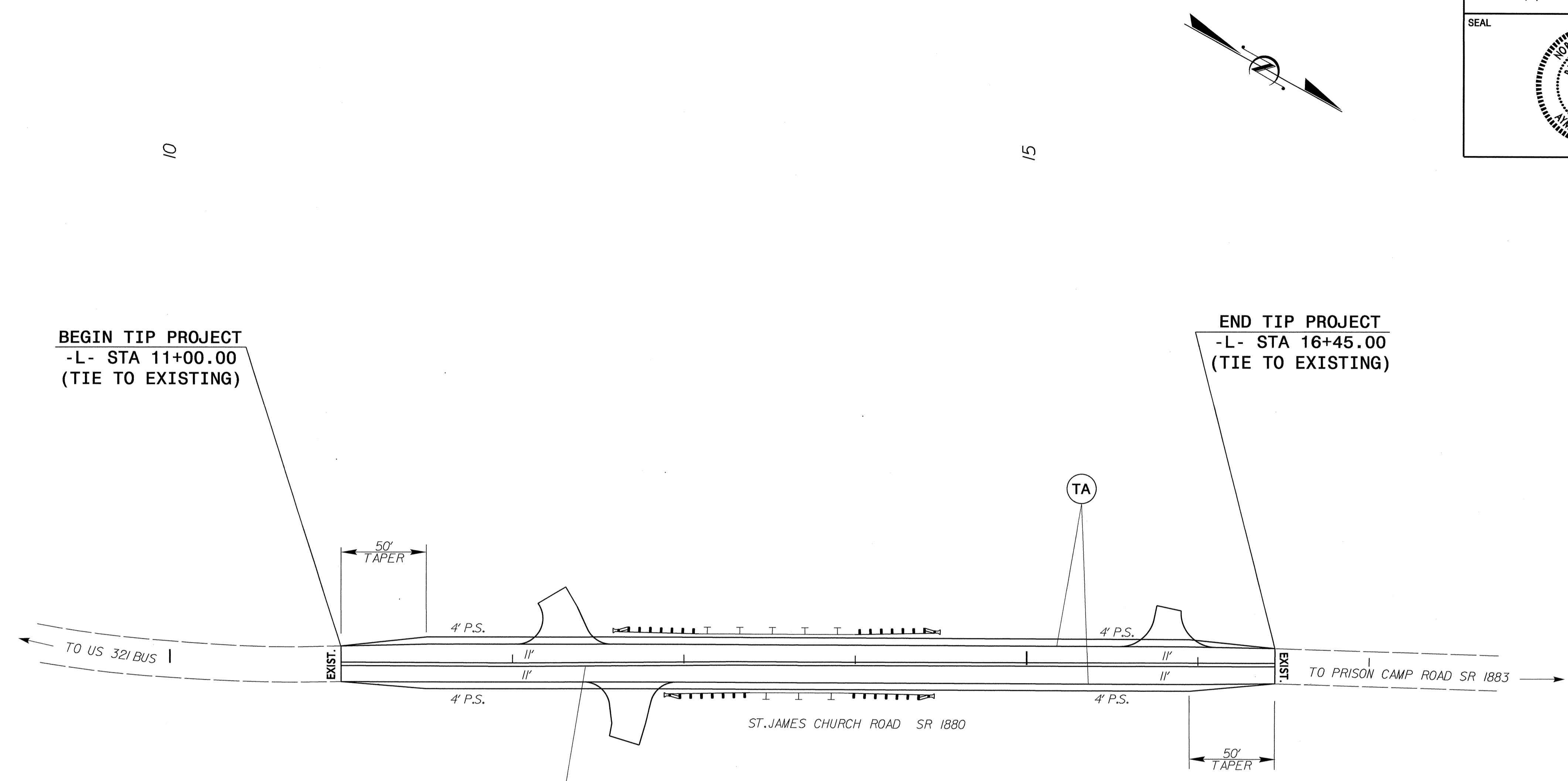
Walid Dakduk SIGNING & DELINEATION DESIGN ENGINEER



T.I.P.: B-4062

CONTRACT: C202577

TIP NO. B-4062	SHEET NO. PMP-2
APPROVED: <i>[Signature]</i>	
DATE: 9/28/10	
SEAL	



FINAL PAVEMENT MARKING SCHEDULE

SYMBOL	DESCRIPTION
	FINAL PAVEMENT MARKINGS
TI	YELLOW DOUBLE CENTER THERMOPLASTIC(4", 120 MILS)
TA	WHITE EDGELINE THERMOPLASTIC(4", 90 MILS)
	MARKERS
ME	SNOWPLOWABLE RAISED PAVEMENT MARKERS YELLOW & YELLOW

FINAL PAVEMENT MARKING SCHEDULE AND PAVEMENT MARKING DETAIL

28-SEP-2010 13:34
 R:\IT\Office\Signing\CADD\Signing Layout Plans\B-4062_Sgn_PMP.dgn
 wdkr\dkr AT 1E247800