

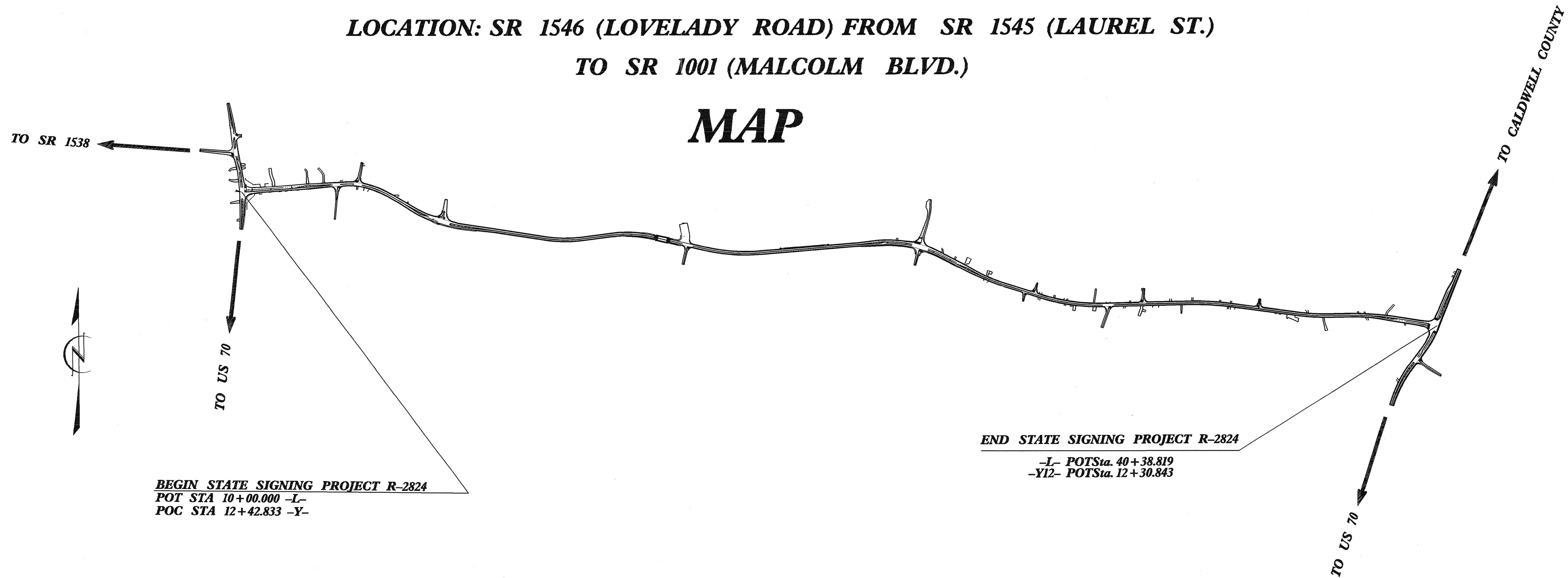
**STATE OF NORTH CAROLINA
DEPARTMENT OF TRANSPORTATION**

SIGNING PLANS

BURKE COUNTY

**LOCATION: SR 1546 (LOVELADY ROAD) FROM SR 1545 (LAUREL ST.)
TO SR 1001 (MALCOLM BLVD.)**

MAP



INDEX

SHEET NO.	DESCRIPTION
1	TITLE SHEET
2	SUMMARY OF QUANTITIES and applicable ROADWAY STANDARD DRAWINGS
3	NOTES
4	E SHEETS
5-12	SIGN ROADWAY SHEETS

T.I.P.: R-2824

CONTRACT: C201242

PLAN PREPARED BY: N.C.D.O.T. SIGNING SECTION

RON KING, P.E. SIGNING ENGINEER

A. I. ALQUDWAH, P.E. SIGNING PROJECT ENGINEER

J. G. MARTINEZ SIGNING PROJECT DESIGN ENGINEER

W. R. JOHNSON SIGNING DESIGN ENGINEER



PRH
mm
WAB

TIP NO. R-2824	SHEET NO. SIGN-2
APPROVED: <i>[Signature]</i>	
DATE: 8/10/16	
SEAL	

SIGNS

SUMMARY OF QUANTITIES

ITEM NO.		ITEM DESCRIPTION	QUANTITY	UNIT	ITEM NO.		ITEM DESCRIPTION	QUANTITY	UNIT	ITEM NO.		ITEM DESCRIPTION	QUANTITY	UNIT
DESC. NO.	SECT. NO.				DESC. NO.	SECT. NO.				DESC. NO.	SECT. NO.			
0001000000	800	MOBILIZATION.....		L.S.	4127000000	SP	LIGHTING FOR OVERHEAD SIGN ASSEMBLY AT STA *****		L.S.	4235000000	907	STOCKPILE SIGN, A OR B (GROUND MOUNTED).....		EA.
4025000000	901	CONTRACTOR FURNISHED, TYPE A SIGN.....		S.M.	4127000000	SP	LIGHTING FOR OVERHEAD SIGN ASSEMBLY AT STA *****		L.S.	4236000000	907	DISPOSAL OF SIGN, A OR B (GROUND MOUNTED).....		EA.
4025000000	901	CONTRACTOR FURNISHED, TYPE B SIGN.....		S.M.	4127000000	SP	LIGHTING FOR OVERHEAD SIGN ASSEMBLY AT STA *****		L.S.	4237000000	907	STOCKPILE SIGN, D, E OR F.....		EA.
4025000000	901	CONTRACTOR FURNISHED, TYPE D SIGN.....		S.M.	4127000000	SP	LIGHTING FOR OVERHEAD SIGN ASSEMBLY AT STA *****		L.S.	4237500000	907	STOCKPILE SIGN, MILEMARKERS.....		EA.
4025000000	901	CONTRACTOR FURNISHED, TYPE E SIGN.....		S.M.	4127000000	SP	LIGHTING FOR OVERHEAD SIGN ASSEMBLY AT STA *****		L.S.	4238000000	907	DISPOSAL OF SIGN, D, E OR F.....	1	EA.
4025000000	901	CONTRACTOR FURNISHED, TYPE F SIGN.....		S.M.	4127000000	SP	LIGHTING FOR OVERHEAD SIGN ASSEMBLY AT STA *****		L.S.	4238500000	907	DISPOSAL OF SIGN, MILEMARKERS.....		EA.
4025000000	901	CONTRACTOR FURNISHED, OVERLAYS SIGN.....		S.M.	4127000000	SP	LIGHTING FOR OVERHEAD SIGN ASSEMBLY AT STA *****		L.S.	4241000000	907	DISPOSAL OF SIGN, OVERLAY (OVERHEAD).....		EA.
4025000000	901	CONTRACTOR FURNISHED, MILEMARKER SIGN.....		S.M.	4127000000	SP	LIGHTING FOR OVERHEAD SIGN ASSEMBLY AT STA *****		L.S.	4242000000	907	DISPOSAL OF SIGN, OVERLAY (GROUND MOUNTED).....		EA.
4026000000	901	DEPARTMENT FURNISHED, TYPE A SIGN.....		S.M.	4127000000	SP	LIGHTING FOR OVERHEAD SIGN ASSEMBLY AT STA *****		L.S.	4250000000	907	STOCKPILE LIGHTING SYSTEM.....		EA.
4026000000	901	DEPARTMENT FURNISHED, TYPE B SIGN.....		S.M.	4127000000	SP	LIGHTING FOR OVERHEAD SIGN ASSEMBLY AT STA *****		L.S.	4251000000	907	DISPOSAL OF LIGHTING SYSTEM.....		EA.
4026000000	901	DEPARTMENT FURNISHED, TYPE D SIGN.....		S.M.	4127000000	SP	LIGHTING FOR OVERHEAD SIGN ASSEMBLY AT STA *****		L.S.	4252000000	907	STOCKPILE LIGHTING FIXTURES.....		EA.
4026000000	901	DEPARTMENT FURNISHED, TYPE E SIGN.....		S.M.	4127000000	SP	LIGHTING FOR OVERHEAD SIGN ASSEMBLY AT STA *****		L.S.	4258000000	907	DISPOSAL OF LIGHTING FIXTURES.....		EA.
4026000000	901	DEPARTMENT FURNISHED, TYPE F SIGN.....		S.M.	4127000000	SP	LIGHTING FOR OVERHEAD SIGN ASSEMBLY AT STA *****		L.S.	4262000000	907	STOCKPILE WALKWAY.....		EA.
4026000000	901	DEPARTMENT FURNISHED, OVERLAYS SIGN.....		S.M.	4127000000	SP	LIGHTING FOR OVERHEAD SIGN ASSEMBLY AT STA *****		L.S.	4263000000	907	DISPOSAL OF WALKWAY.....		EA.
4026000000	901	DEPARTMENT FURNISHED, MILEMARKER SIGN.....		S.M.	4127000000	SP	LRS LIGHTING SYSTEM FOR OVERHEAD SIGN ASSEMBLY AT STA *****		L.S.	4355000000	SP	DYNAMIC MESSAGE SIGN SYSTEM INTEGRATION.....		L.S.
4048000000	902	REINFORCED CONCRETE SIGN FOUNDATION.....		C.M.	4127500000	SP	LRS LIGHTING SYSTEM FOR OVERHEAD SIGN ASSEMBLY AT STA *****		L.S.	4355100000	SP	DYNAMIC MESSAGE SIGN SYSTEM "DMS-**".....		L.S.
4054000000	902	PLAIN CONCRETE SIGN FOUNDATION.....		C.M.	4127500000	SP	LRS LIGHTING SYSTEM FOR OVERHEAD SIGN ASSEMBLY AT STA *****		L.S.	4355100000	SP	DYNAMIC MESSAGE SIGN SYSTEM "DMS-***".....		L.S.
4057000000	SP	OVERHEAD FOOTING.....		C.Y.	4127500000	SP	LRS LIGHTING SYSTEM FOR OVERHEAD SIGN ASSEMBLY AT STA *****		L.S.	4355200000	SP	DMS SYSTEM SERVER COMPUTER.....		EA.
4060000000	903	SUPPORTS, BREAKAWAY STEEL BEAM.....		KG.	4127500000	SP	LRS LIGHTING SYSTEM FOR OVERHEAD SIGN ASSEMBLY AT STA *****		L.S.	4355200000	SP	DMS SYSTEM CLIENT COMPUTER.....		EA.
4066000000	903	SUPPORTS, SIMPLE STEEL BEAM.....		KG.	4127500000	SP	LRS LIGHTING SYSTEM FOR OVERHEAD SIGN ASSEMBLY AT STA *****		L.S.	4355210000	SP	DMS SYSTEM LAPTOP COMPUTER.....		EA.
4072000000	903	SUPPORTS, 4.5 kg STEEL U-CHANNEL.....	302	M	4127500000	SP	LRS LIGHTING SYSTEM FOR OVERHEAD SIGN ASSEMBLY AT STA *****		L.S.	4355220000	SP	DMS SYSTEM CONTROL SOFTWARE.....		EA.
4078000000	903	SUPPORTS, 3 kg STEEL U-CHANNEL.....		EA.	4127500000	SP	LRS LIGHTING SYSTEM FOR OVERHEAD SIGN ASSEMBLY AT STA *****		L.S.	4355300000	SP	DYNAMIC MESSAGE SIGN MAINTENANCE TRAINING.....		EA.
4079000000	903	SUPPORTS, BARRIER (SMALL).....		EA.	4127500000	SP	LRS LIGHTING SYSTEM FOR OVERHEAD SIGN ASSEMBLY AT STA *****		L.S.	4355310000	SP	DYNAMIC MESSAGE SIGN SYSTEM DESIGN APPROVAL TESTS.....		EA.
4080000000	903	SUPPORTS, BARRIER (LARGE).....		EA.	4127500000	SP	LRS LIGHTING SYSTEM FOR OVERHEAD SIGN ASSEMBLY AT STA *****		L.S.	4355320000	SP	DYNAMIC MESSAGE SIGN SYSTEM OPERATIONAL FACTORY TESTS.....		L.S.
4080200000	903	SUPPORTS, STEEL SQUARE TUBE.....		M	4127500000	SP	LRS LIGHTING SYSTEM FOR OVERHEAD SIGN ASSEMBLY AT STA *****		L.S.	4355330000	SP	DYNAMIC MESSAGE SIGN SYSTEM OPERATIONAL FIELD TESTS.....		L.S.
4082000000	903	SUPPORTS, WOOD.....		M	4127500000	SP	LRS LIGHTING SYSTEM FOR OVERHEAD SIGN ASSEMBLY AT STA *****		L.S.	4355340000	SP	DYNAMIC MESSAGE SIGN BENCH TEST UNIT.....		EA.
4082100000	SP	SUPPORTS, OVERHEAD SIGN STRUCTURE AT STATION " ".....		L.S.	4127500000	SP	LRS LIGHTING SYSTEM FOR OVERHEAD SIGN ASSEMBLY AT STA *****		L.S.	4355350000	SP	DYNAMIC MESSAGE SIGN SYSTEM NTCIP TESTS.....		EA.
4082110000	SP	SUPPORTS, OVERHEAD DMS STRUCTURE AT STATION " ".....		L.S.	4127500000	SP	LRS LIGHTING SYSTEM FOR OVERHEAD SIGN ASSEMBLY AT STA *****		L.S.					
4096000000	904	SIGN ERECTION, TYPE D.....		EA.	4128000000	SP	STATIC LIGHTING SYSTEM FOR OVERHEAD SIGN ASSEMBLY AT STA *****		L.S.					
4102000000	904	SIGN ERECTION, TYPE E.....	69	EA.	4128000000	SP	STATIC LIGHTING SYSTEM FOR OVERHEAD SIGN ASSEMBLY AT STA *****		L.S.					
4108000000	904	SIGN ERECTION, TYPE F.....		EA.	4128000000	SP	STATIC LIGHTING SYSTEM FOR OVERHEAD SIGN ASSEMBLY AT STA *****		L.S.					
4109000000	904	SIGN ERECTION, TYPE A (OVERHEAD).....		EA.	4128000000	SP	STATIC LIGHTING SYSTEM FOR OVERHEAD SIGN ASSEMBLY AT STA *****		L.S.					
4109000000	904	SIGN ERECTION, TYPE B (OVERHEAD).....		EA.	4128000000	SP	STATIC LIGHTING SYSTEM FOR OVERHEAD SIGN ASSEMBLY AT STA *****		L.S.					
4110000000	904	SIGN ERECTION, TYPE A (GROUND MOUNTED).....		EA.	4128000000	SP	STATIC LIGHTING SYSTEM FOR OVERHEAD SIGN ASSEMBLY AT STA *****		L.S.					
4110000000	904	SIGN ERECTION, TYPE B (GROUND MOUNTED).....		EA.	4128000000	SP	STATIC LIGHTING SYSTEM FOR OVERHEAD SIGN ASSEMBLY AT STA *****		L.S.					
4114000000	904	SIGN ERECTION, MILEMARKERS.....		EA.	4128000000	SP	STATIC LIGHTING SYSTEM FOR OVERHEAD SIGN ASSEMBLY AT STA *****		L.S.					
4115000000	904	SIGN ERECTION, OVERLAY (OVERHEAD).....		EA.	4128000000	SP	STATIC LIGHTING SYSTEM FOR OVERHEAD SIGN ASSEMBLY AT STA *****		L.S.					
4116000000	904	SIGN ERECTION, OVERLAY (GROUND MOUNTED).....		EA.	4132000000	907	STOCKPILE SUPPORT, STEEL BEAM.....		EA.					
4116100000	904	SIGN ERECTION, RELOCATE SIGN TYPE A (OVERHEAD).....		EA.	4138000000	907	DISPOSAL OF SUPPORT, STEEL BEAM.....		EA.					
4116100000	904	SIGN ERECTION, RELOCATE SIGN TYPE B (OVERHEAD).....		EA.	4140000000	907	STOCKPILE SUPPORT, WOOD.....		EA.					
4116100000	904	SIGN ERECTION, RELOCATE SIGN TYPE A (GROUND MOUNTED).....		EA.	4141000000	907	DISPOSAL OF SUPPORT, WOOD.....		EA.					
4116100000	904	SIGN ERECTION, RELOCATE SIGN TYPE B (GROUND MOUNTED).....		EA.	4142000000	907	STOCKPILE SUPPORT, OVERHEAD STRUCTURE.....		EA.					
4116100000	904	SIGN ERECTION, RELOCATE SIGN TYPE D.....		EA.	4143000000	907	DISPOSAL OF SUPPORT, OVERHEAD STRUCTURE.....		EA.					
4116100000	904	SIGN ERECTION, RELOCATE SIGN TYPE E.....	6	EA.	4148000000	907	STOCKPILE SIGN SYSTEM, OVERHEAD.....		EA.					
4116100000	904	SIGN ERECTION, RELOCATE SIGN TYPE F.....		EA.	4149000000	907	DISPOSAL OF SIGN SYSTEM, OVERHEAD.....		EA.					
4116100000	904	SIGN ERECTION, RELOCATE SIGN TYPE A.....		EA.	4151000000	907	STOCKPILE SIGN SYSTEM, STEEL BEAM.....		EA.					
4116100000	904	SIGN ERECTION, RELOCATE SIGN MILEMARKERS.....		EA.	4152000000	907	DISPOSAL OF SIGN SYSTEM, STEEL BEAM.....		EA.					
4116200000	904	SIGN ERECTION, REPOSITION OVERHEAD.....		EA.	4154000000	907	STOCKPILE SIGN SYSTEM, U-CHANNEL.....		EA.					
4116300000	904	SIGN ERECTION, LOGO TO PANEL.....		EA.	4155000000	907	DISPOSAL OF SIGN SYSTEM, U-CHANNEL.....	41	EA.					
4116400000	904	SIGN ERECTION, LOGO TRAILBLAZER.....		EA.	4157000000	907	STOCKPILE SIGN SYSTEM, WOOD.....		EA.					
4116500000	904	SIGN ERECTION, WALKWAY.....		M	4158000000	907	DISPOSAL OF SIGN SYSTEM, WOOD.....		EA.					
4127000000	SP	LIGHTING FOR OVERHEAD SIGN ASSEMBLY AT STA *****		L.S.	4186000000	907	STOCKPILE SUPPORT, U-CHANNEL.....	2	EA.					
4127000000	SP	LIGHTING FOR OVERHEAD SIGN ASSEMBLY AT STA *****		L.S.	4192000000	907	DISPOSAL OF SUPPORT, U-CHANNEL.....		EA.					
					4228000000	907	STOCKPILE SIGN, A OR B (OVERHEAD).....		EA.					
					4234000000	907	DISPOSAL OF SIGN, A OR B (OVERHEAD).....		EA.					

ROADWAY STANDARD DRAWINGS
APPLICABLE TO THESE SIGNING PLANS

904.50

SIGNS
SUMMARY OF QUANTITIES

I:\MAR-2010_11402
 N:\TIP\Projects\R-2824\Signing Layout Plans\signing\2824coverquant.dgn
 walter.johnson AT 1E247518



TIP NO.
R-2824

SHEET NO.
SIGN-03



Pay Item Notes:

- 1 RELOCATE SIGN, TYPE E
- 2 DISPOSAL OF SIGN SYSTEM, WOOD
- 3 DISPOSAL OF SUPPORT, U-CHANNEL
- 4 DISPOSAL OF SIGN SYSTEM, U-CHANNEL
- 5 DISPOSAL OF SIGN E

General Notes:

- . SIGNS FURNISHED BY STATE
- . IF REMOVAL OR RELOCATION OF SIGNS ON PRIVATE STREET (NON-STATE MAINTAINED) IS REQUIRED DUE TO CONSTRUCTION, THE CONTRACTOR SHALL INFORM THE ENGINEER. THE WORK WILL BE COMPLETED BY OTHERS.
- . SIGNING PLANS DO NOT INCLUDE TEMPORARY CONSTRUCTION SIGNING OR PAVEMENT MARKINGS. SEE TRAFFIC CONTROL PLANS.
- . WHEN NOT STATIONED OR DIMENSIONED ON PLANS, ALL 'E' AND 'F' SIGNS SHALL BE FIELD LOCATED BY THE ENGINEER
- . WHEN EXISTING SIGNS ARE REMOVED AND INSTALLED ON NEW SUPPORTS, THE RE-ERECTION SHALL IMMEDIATELY FOLLOW THE REMOVAL.
- . THE BACKGROUND FOR TYPE E & F SIGNS SHALL BE TYPE III REFLECTIVE SHEETING.

Project Notes:

- A TO BE HANDLED BY DIVISION FORCES






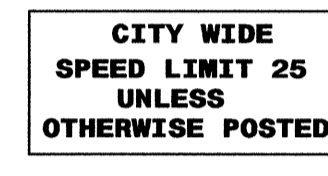






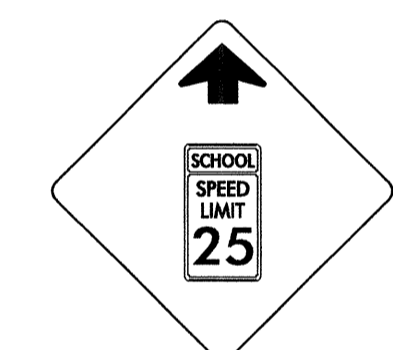
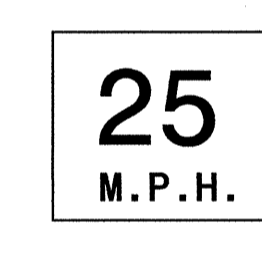


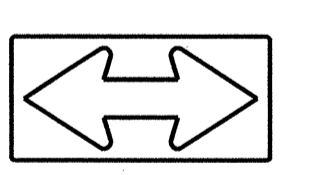



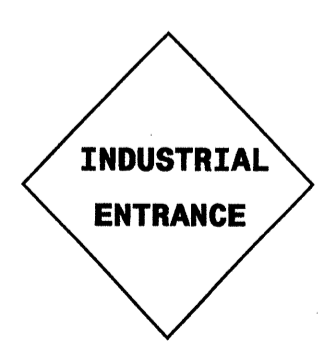


METRIC

TIP NO. R-2824 SHEET NO. SIGN-4

APPROVED: *[Signature]*

DATE: 3/10/10

SEAL

<p>401 QUANTITY REQ'D 10</p>  <p>600 X 750 R2-1</p> <p>ONE "U" POSTS PER SIGN</p>	<p>406 QUANTITY REQ'D</p>  <p>750 X 750 W1-1R</p> <p>ONE "U" POST PER SIGN</p>	<p>411 QUANTITY REQ'D 4</p>  <p>750 X 750 R3-1</p> <p>ONE "U" POST PER SIGN</p>	<p>416 QUANTITY REQ'D 2</p>  <p>900 X 900 W2-6</p> <p>ONE "U" POST PER SIGN</p>	<p>421 QUANTITY REQ'D 2</p>  <p>600 X 750 S5-2</p> <p>MOUNT ABOVE SIGN 401 IN 2 INSTALLATIONS</p>
<p>402 QUANTITY REQ'D 1</p>  <p>1050 X 750 R2-27A</p> <p>TWO "U" POST PER SIGN</p>	<p>407 QUANTITY REQ'D 1</p>  <p>750 X 750 W14-1</p> <p>ONE "U" POST PER SIGN</p>	<p>412 QUANTITY REQ'D 8</p>  <p>750 X 750 X 750 R1-2</p> <p>ONE "U" POST PER SIGN</p>	<p>417 QUANTITY REQ'D 2</p>  <p>600 X 450 W16-12p</p> <p>MOUNT BELOW SIGN 416 IN 2 INSTALLATIONS</p>	<p>422 QUANTITY REQ'D 2</p>  <p>750 X 750 W3-2a</p> <p>ONE "U" POST PER SIGN</p>
<p>403 QUANTITY REQ'D</p>  <p>750 X 750 R1-1</p> <p>ONE "U" POST PER SIGN</p>	<p>408 QUANTITY REQ'D 1</p>  <p>900 X 900 W3-3</p> <p>ONE "U" POST PER SIGN</p>	<p>413 QUANTITY REQ'D 2</p>  <p>900 X 900 S4-5</p> <p>YELLOW/GREEN REFLECTIVE SHEETING ONE "U" POST PER SIGN</p>	<p>418 QUANTITY REQ'D 2</p>  <p>450 X 450 W13-1</p> <p>MOUNT BELOW SIGN 417 IN 2 INSTALLATIONS</p>	<p>413 QUANTITY REQ'D 4</p>  <p>750 X 300 R6-1 (R)</p> <p>TWO "U" POSTS PER SIGN</p>
<p>404 QUANTITY REQ'D 13</p>  <p>900 X 900 R1-1</p> <p>ONE "U" POST PER SIGN</p>	<p>409 QUANTITY REQ'D 3</p>  <p>1219 X 600 W1-7</p> <p>TWO "U" POST PER SIGN</p>	<p>414 QUANTITY REQ'D 3</p>  <p>900 X 900 S1-1</p> <p>YELLOW/GREEN REFLECTIVE SHEETING ONE "U" POSTS PER SIGN</p>	<p>419 QUANTITY REQ'D 1</p>  <p>600 X 200 S4-3</p> <p>MOUNT ABOVE SIGN 420 IN 1 INSTALLATIONS</p>	
<p>405 QUANTITY REQ'D 4</p>  <p>600 X 750 R4-7</p> <p>ONE "U" POST PER SIGN</p>	<p>410 QUANTITY REQ'D</p>  <p>750 X 750 W14-10</p> <p>ONE "U" POST PER SIGN</p>	<p>415 QUANTITY REQ'D 3</p>  <p>600 X 300 W16-9p</p> <p>MOUNT BELOW SIGN 414 IN 3 INSTALLATIONS</p>	<p>420 QUANTITY REQ'D 1</p>  <p>600 X 750 R2-1</p> <p>ONE "U" POST PER SIGN</p>	

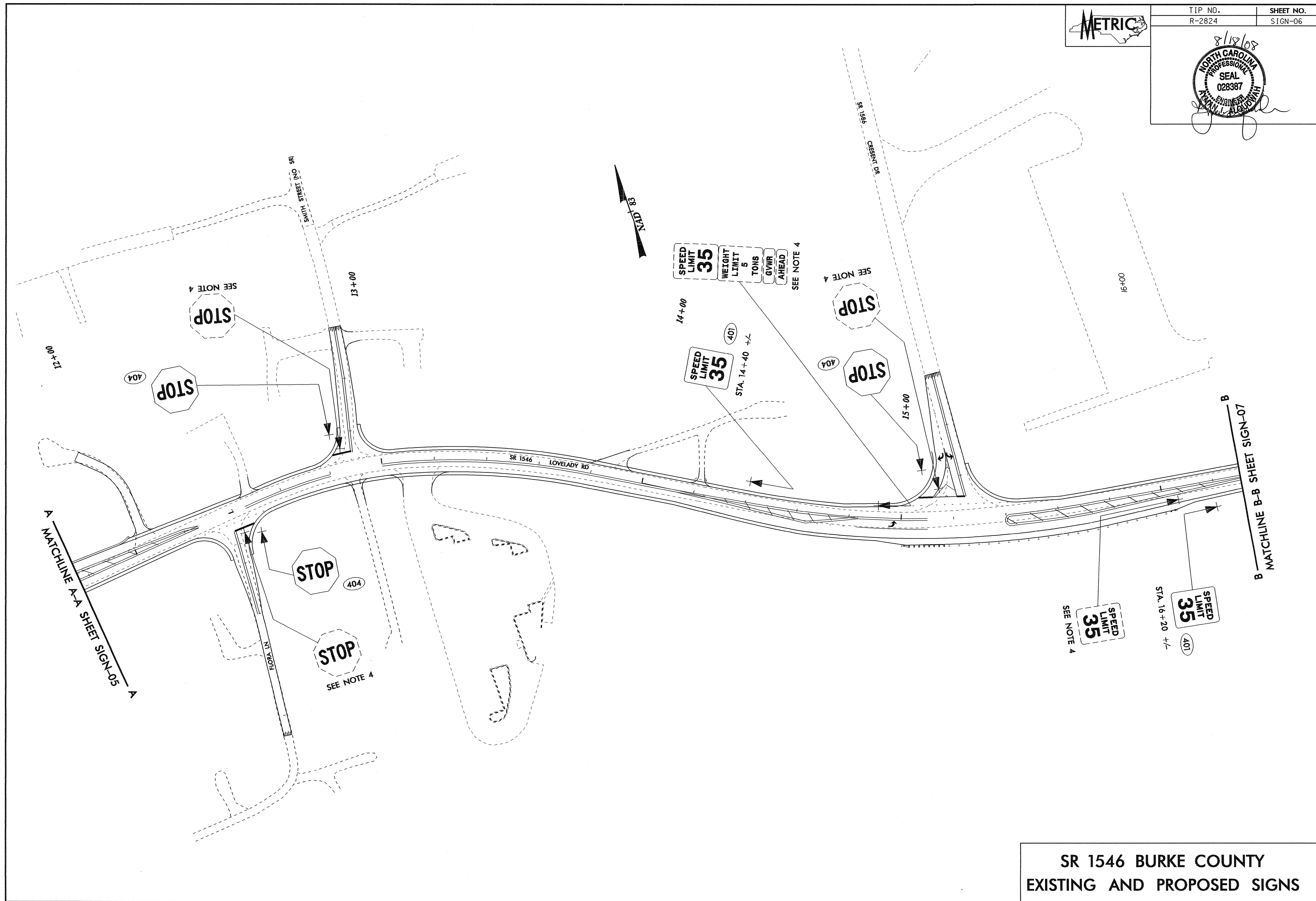
NOTE: THIS DRAWING IS DIMENSIONED IN MILLIMETERS UNLESS OTHERWISE DEPICTED WITHIN THE DRAWING.

TYPE "E" SIGNS

No: W:\P\2010_09\FR\2824\Traf\Signing\CADD\Signing_Layout_Plane\signing\2824cover-quant.dgn
 Date: 3/10/10 09:53 AM
 Author: J. Johnson



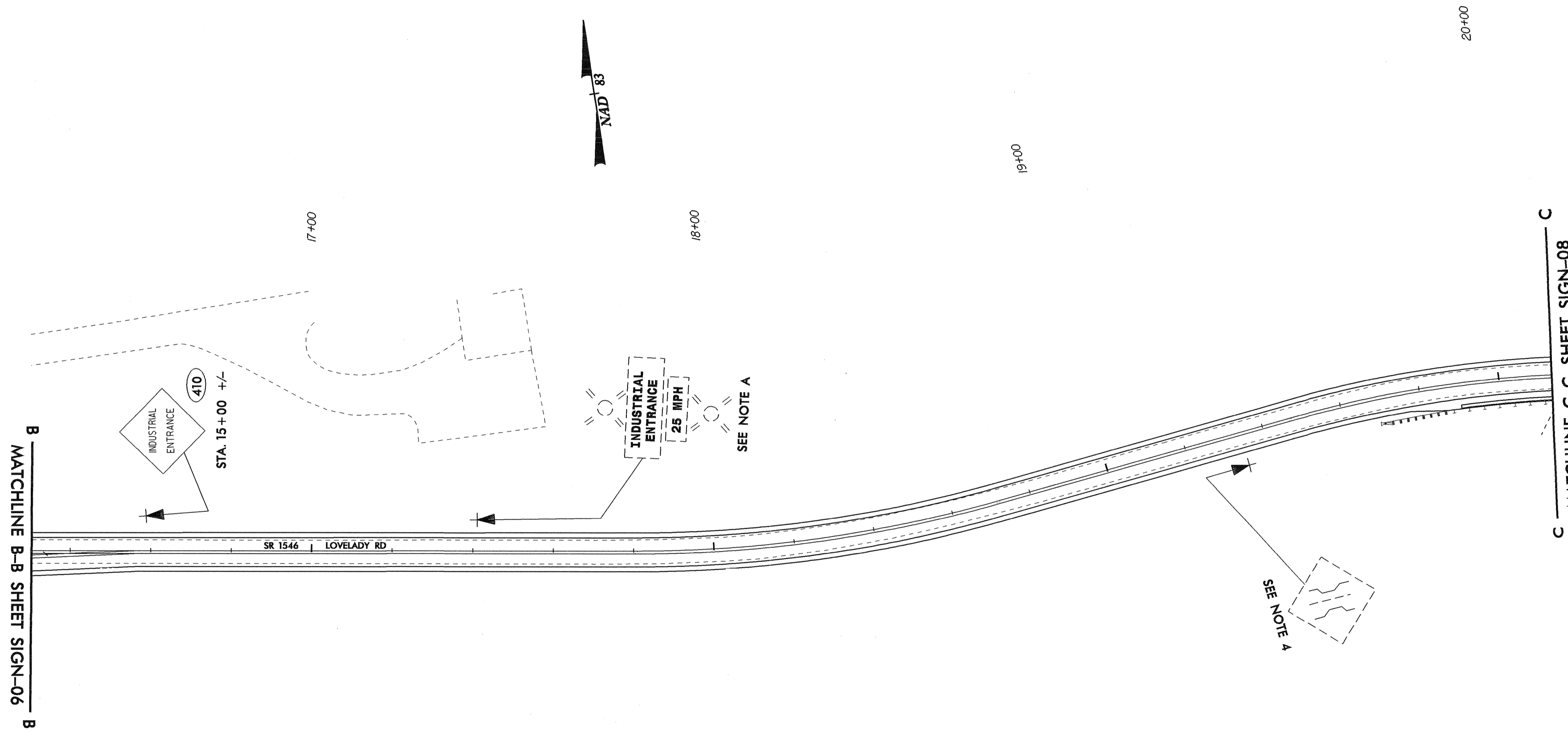
TIP NO. R-2824	SHEET NO. SIGN-06
-------------------	----------------------



SR 1546 BURKE COUNTY
EXISTING AND PROPOSED SIGNS



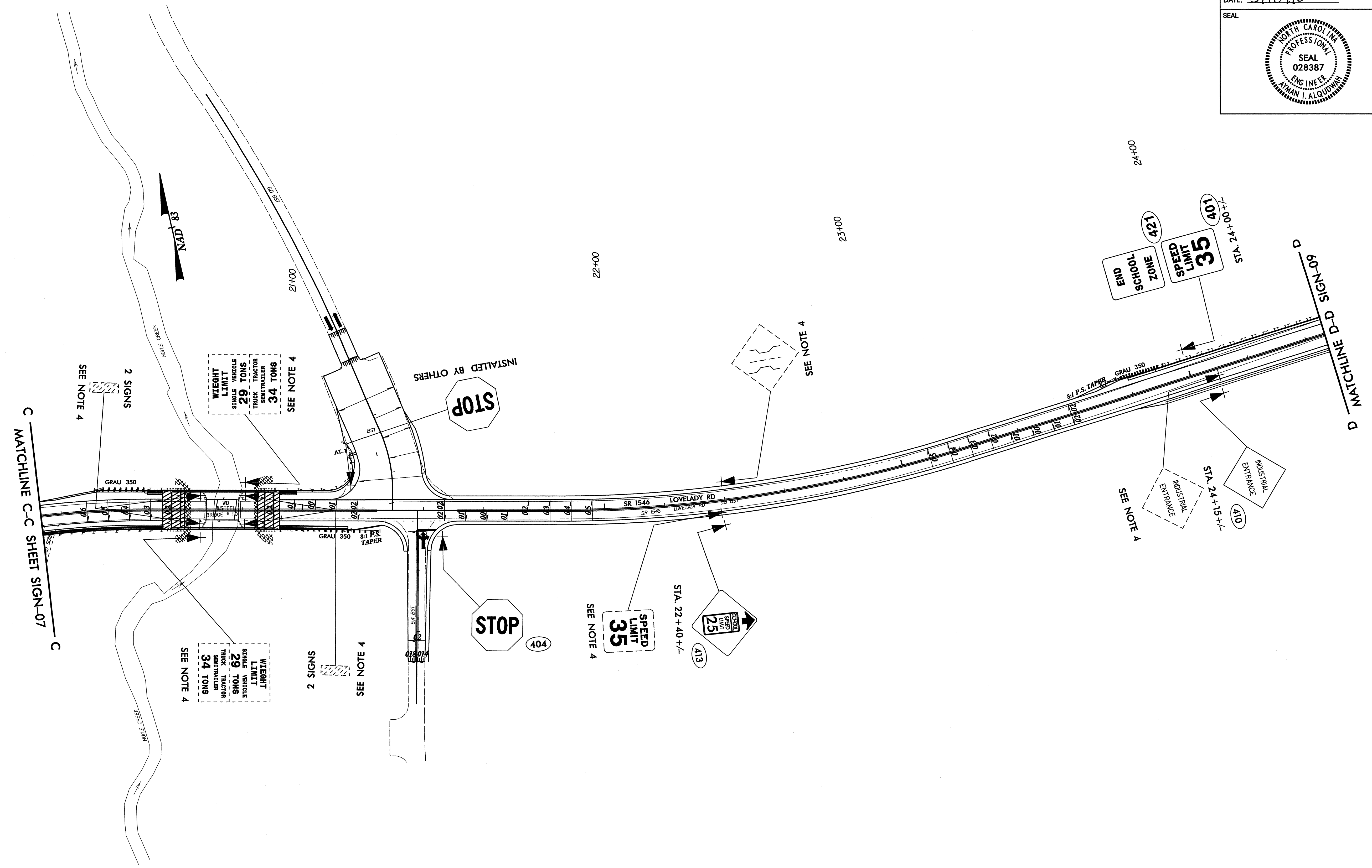
TIP NO. R-2824 SHEET NO. SIGN-07



SR 1546 BURKE COUNTY
EXISTING AND PROPOSED SIGNS



TIP NO. R-2824	SHEET NO. SIGN-08
APPROVED: <i>[Signature]</i>	
DATE: 3/10/10	
SEAL	

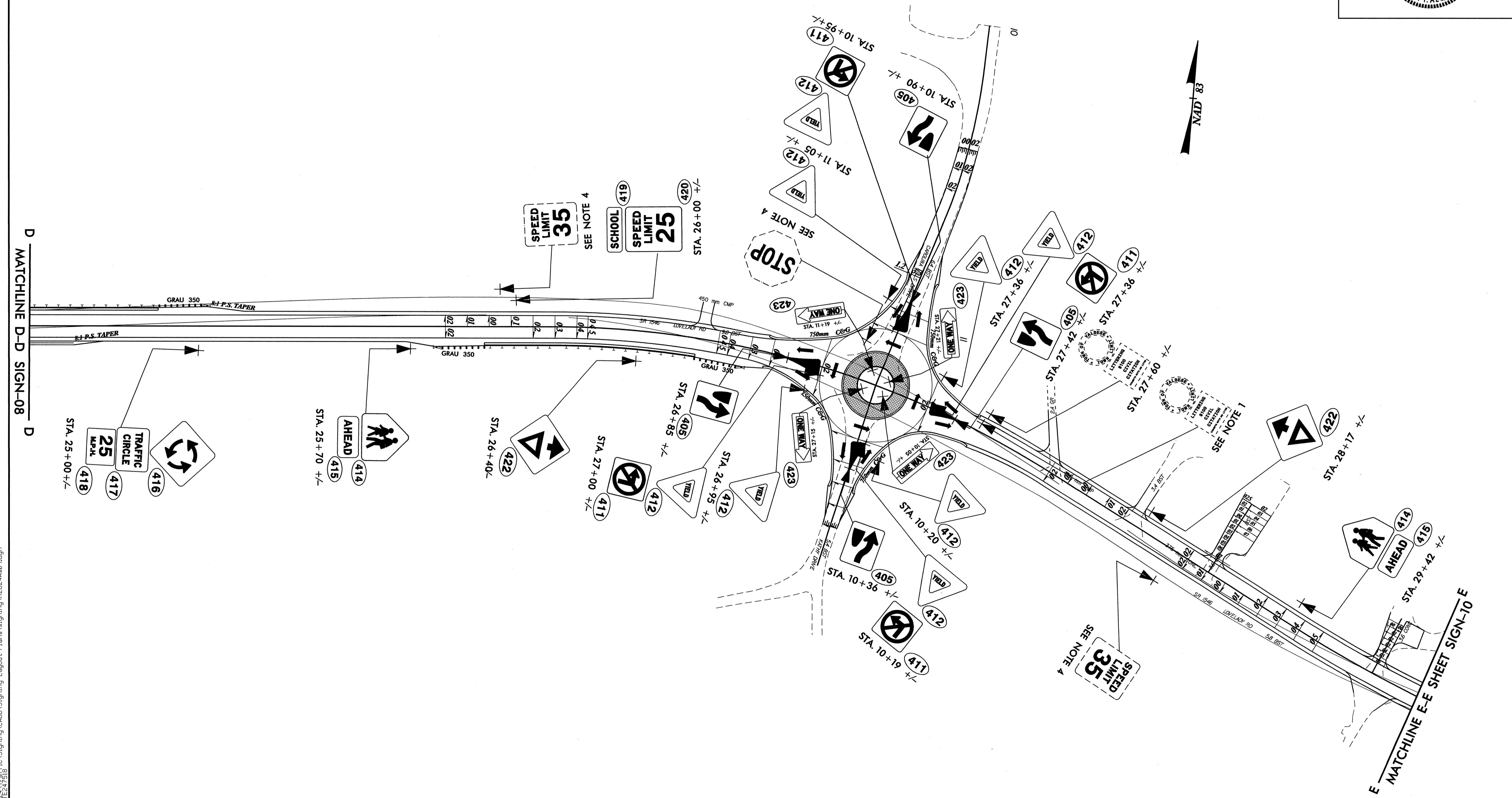


**SR 1546 BURKE COUNTY
EXISTING AND PROPOSED SIGNS**

I:\Projects\2010\0951\SR1546\2824\Signing\CADD\Signing_Layout_Plans\signing\2824\08.dgn
 Date: 3/10/10 10:51 AM
 User: jhanson





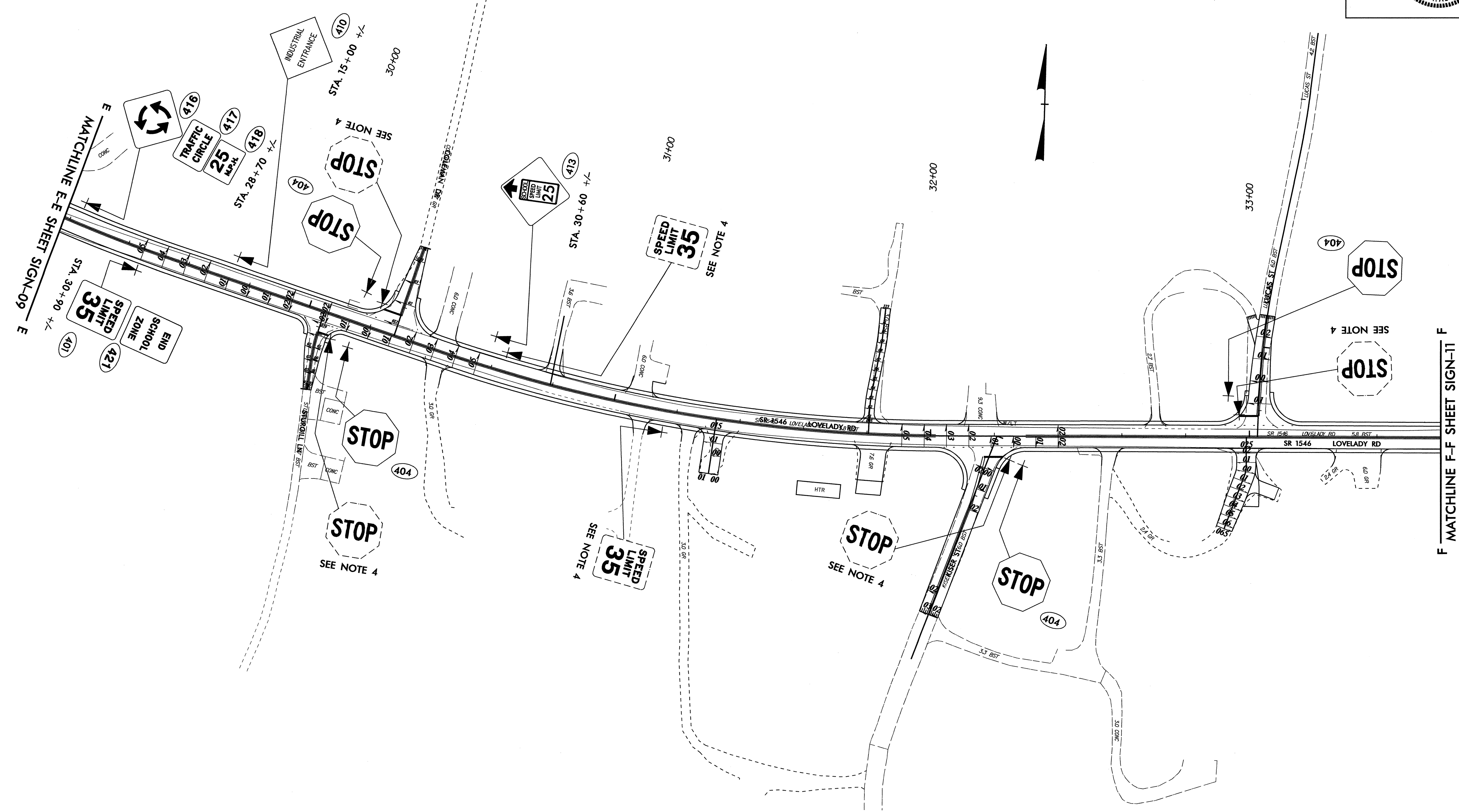
TIP NO. R-2824	SHEET NO. SIGN-09
APPROVED: <i>[Signature]</i>	
DATE: 3/10/10	
SEAL	



**SR 1546 BURKE COUNTY
EXISTING AND PROPOSED SIGNS**

U:\MIS\200_08458_02824\Traffic\Signing\Layout\Plan\signing\Layout\Plan\signing\Fig2824a.dgn
 3/10/10 10:41:18 AM
 W. I. Algood
 Professional Engineer

	TIP NO. R-2824	SHEET NO. SIGN-10
	APPROVED: <i>[Signature]</i> DATE: 3/10/10	
SEAL 		

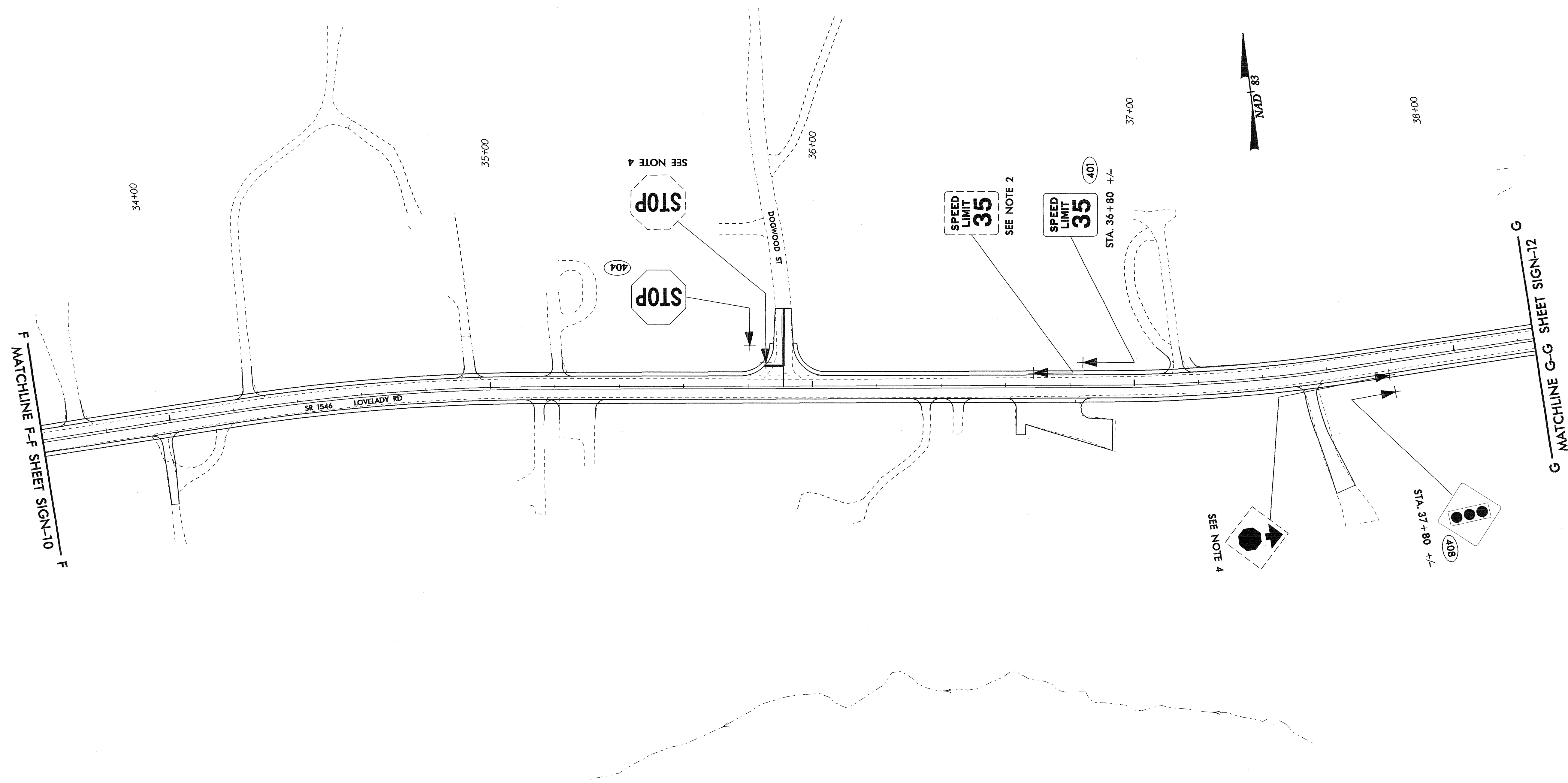


**SR 1546 BURKE COUNTY
EXISTING AND PROPOSED SIGNS**


I:\MIS\2010_08\SR 1546\2824\Traffic\Signing\Layout\Plans\signing\102824a10.dgn
 User: aif\af217218
 Date: 3/10/10 10:08 AM



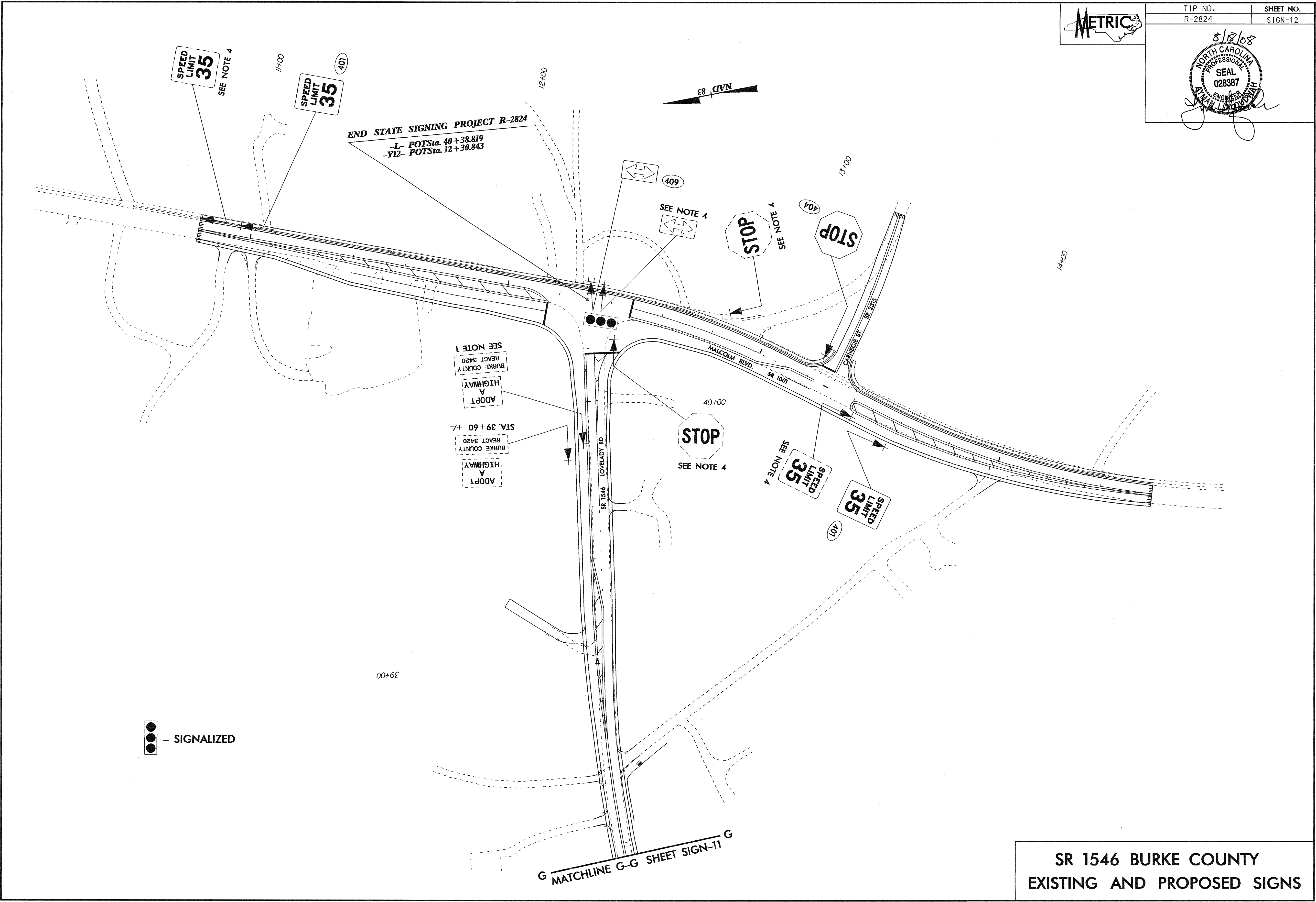

TIP NO. R-2824	SHEET NO. SIGN-11
-------------------	----------------------



SR 1546 BURKE COUNTY
EXISTING AND PROPOSED SIGNS



TIP NO. R-2824	SHEET NO. SIGN-12
-------------------	----------------------



- SIGNALIZED

G MATCHLINE G-G SHEET SIGN-11 G

SR 1546 BURKE COUNTY
EXISTING AND PROPOSED SIGNS