


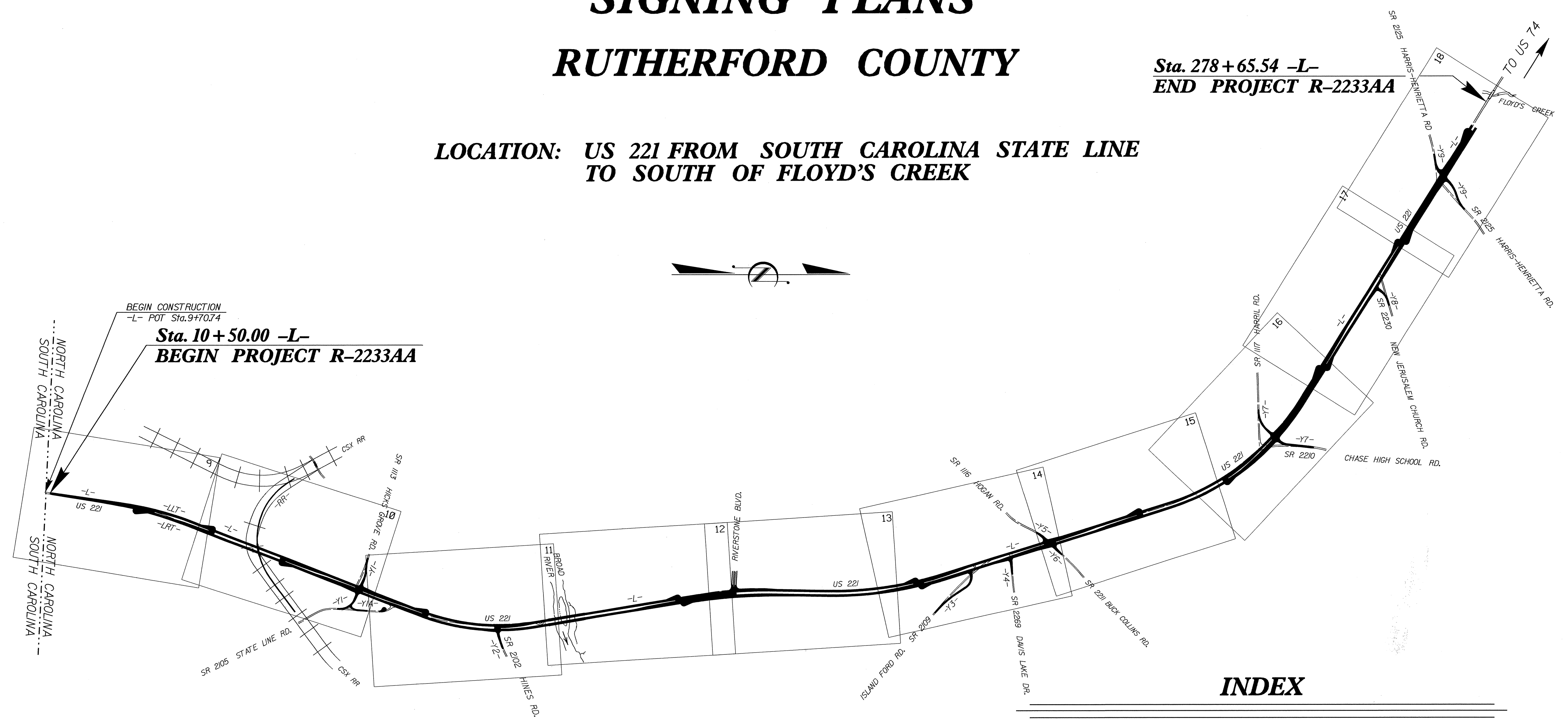
TIP NO. R-2233AA	SHEET NO. SIGN-01
APPROVED: <i>[Signature]</i>	
DATE: 12/1/09	
SEAL	
	

**STATE OF NORTH CAROLINA  
DEPARTMENT OF TRANSPORTATION**

**SIGNING PLANS  
RUTHERFORD COUNTY**

Sta. 278+65.54 -L-  
END PROJECT R-2233AA

**LOCATION: US 221 FROM SOUTH CAROLINA STATE LINE  
TO SOUTH OF FLOYD'S CREEK**



BEGIN CONSTRUCTION  
-L- POT Sta. 9+70.74  
**Sta. 10+50.00 -L-  
BEGIN PROJECT R-2233AA**

**INDEX**



SHEET NO.	DESCRIPTION
1	TITLE SHEET
2	SUMMARY OF QUANTITIES AND NOTES
3	SUPPORT INFORMATION
4 - 6	SIGN DESIGNS
7	TYPE "E" SIGNS
8	TYPE "F" SIGNS
9 - 18	SIGN ROADWAY SHEETS

PLAN PREPARED BY: N.C.D.O.T. SIGNING SECTION

R.W. King, P.E. SIGNING ENGINEER  
A. Alqudwah, P.E. SIGNING PROJECT ENGINEER  
J.G. Martinez SIGNING PROJECT DESIGN ENGINEER  
W.R. Dakduk SIGNING DESIGN ENGINEER

01-DEC-2009 08:21 p:\tr\p\o\je\ts\T\Traffic\Signing\CADD\Quantities & GM Signs\R-2233AA-Quantities.dgn wdkduk AT TELC22679

**CONTRACT: C202264 T.I.P.: R-2233AA**

TIP NO. R-2233AA	SHEET NO. SIGN-02
APPROVED: 	
DATE: 12/8/09	
SEAL	
	

Item No.		Item Description	Quantity	Unit
Description No.	Sect. No.			
404800000	902	REINFORCED CONCRETE SIGN FOUNDATION .....	1	C.Y.
406000000	903	SUPPORTS, BREAKAWAY STEEL BEAM .....	381	LB.
406600000	903	SUPPORTS, SIMPLE STEEL BEAM .....	304	LB.
407200000	903	SUPPORTS, 3 LB STEEL U-CHANNEL .....	4,590	L.F.
409600000	904	SIGN ERECTION, TYPE D .....	12	EA.
410200000	904	SIGN ERECTION, TYPE E .....	230	EA.
410800000	904	SIGN ERECTION, TYPE F .....	16	EA.
411000000	904	SIGN ERECTION, TYPE B (GROUND MOUNTED) .....	2	EA.
411610000	904	SIGN ERECTION, RELOCATE SIGN TYPE D .....	4	EA.
415500000	907	DISPOSAL OF SIGN SYSTEM, U-CHANNEL .....	63	EA.
415800000	907	DISPOSAL OF SIGN SYSTEM, WOOD .....	3	EA.
419200000	907	DISPOSAL OF SUPPORT, U-CHANNEL .....	4	EA.

Pay Item Notes:	
1	RELOCATE SIGN TYPE B (GROUND MOUNTED)
2	RELOCATE SIGN TYPE D
3	DISPOSAL OF SIGN SYSTEM, U-CHANNEL
4	DISPOSAL OF SIGN SYSTEM, WOOD

**General Notes:**

- . SIGNS FURNISHED BY STATE
- . ALL TYPE 'D' SIGNS SHALL BE MOUNTED ON TWO U-CHANNEL POSTS UNLESS OTHERWISE INDICATED ON THE PLANS.
- . IF REMOVAL OR RELOCATION OF SIGNS ON PRIVATE STREET (NON-STATE MAINTAINED) IS REQUIRED DUE TO CONSTRUCTION, THE CONTRACTOR SHALL INFORM THE ENGINEER. THE WORK WILL BE COMPLETED BY OTHERS.
- . SIGNING PLANS DO NOT INCLUDE TEMPORARY CONSTRUCTION SIGNING OR PAVEMENT MARKINGS. SEE TRAFFIC CONTROL PLANS.
- . WHEN NOT STATIONED OR DIMENSIONED ON PLANS, ALL 'E' AND 'F' SIGNS SHALL BE FIELD LOCATED BY THE ENGINEER
- . ALL EXISTING SIGNS ON "U" CHANNEL POST WITHIN THE PROJECT LIMITS SHALL BE REMOVED AND DISPOSED OF UNLESS OTHERWISE NOTED ON PLANS.
- . WHEN EXISTING SIGNS ARE REMOVED AND INSTALLED ON NEW SUPPORTS, THE RE-ERECTION SHALL IMMEDIATELY FOLLOW THE REMOVAL.
- . THE BACKGROUND FOR TYPE E & F SIGNS SHALL BE TYPE C REFLECTIVE SHEETING. DO NOT BEGIN FABRICATION FOR TYPES A & B SIGNS MOUNTED ON OVERHEAD STRUCTURES OR STEEL SUPPORTS UNTIL "S" DIMENSIONS HAVE BEEN FIELD VERIFIED.

SEE ROADWAY PLANS FOR GUARD/GUIDE RAIL DETAILS.

ROADWAY STANDARD DRAWINGS  
APPLICABLE TO THESE SIGNING PLANS

901.20	903.10
901.40	904.10
901.50	904.20
901.70	904.30
901.80	904.50

**SUMMARY OF QUANTITIES  
AND NOTES**

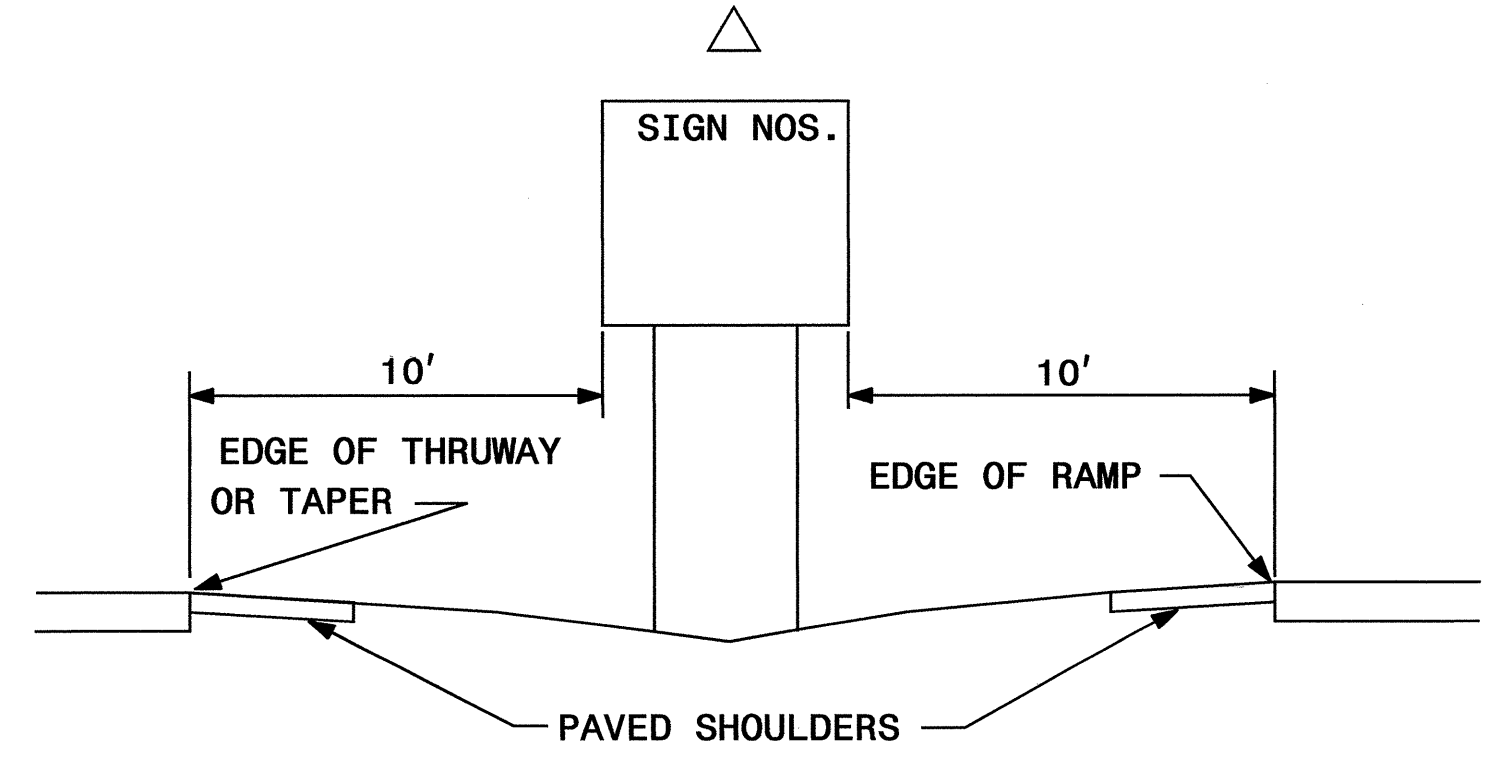
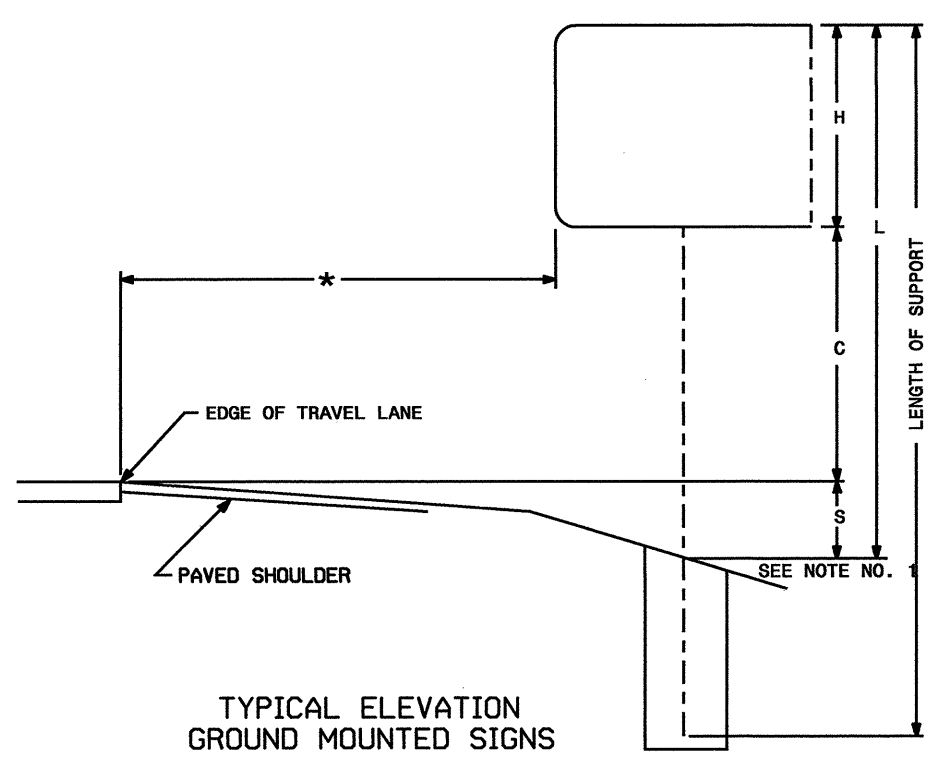
08-DEC-2009 10:28 AM \\p1p10-jeg18-Traffic\Signing\CADD\Quantities & OM\_Signs\R-2233AA-Quantities.dgn

TIP NO. R-2233AA	SHEET NO. SIGN-03
APPROVED: <i>[Signature]</i>	
DATE: 11/23/09	
SEAL	

SIGN NO.	SIGN TYPE	SIGN SIZE (in.)		ROADWAY STATION	NO. OF SUP.	BEAM SECTION	SUPPORT TYPE BA or S	ATTACH METHOD	MOUNTING METHOD	HORIZ. CLR.* (ft.)	LENGTH (ft)			LEFT SUPPORT (ft)			CENTER SUPPORT (ft)			RIGHT SUPPORT (ft)			FOOTING DIAMETER (ft.)	FOOTING DEPTH (ft.)	B/A SUPPORT WEIGHTS (lbs.)	SIMPLE SUPPORT WEIGHTS (lbs.)	REINF. FTGS. (c.y.)	FIELD VERIFIED SEE NOTE 2 (mm/dd/yy)																							
		w	x								h	SNS HT H	MTG HT C	EMBED-MENT	S	L	TOTAL LENGTH	S	L	TOTAL LENGTH	S	L							TOTAL LENGTH																						
101	B	126	36	53+00	2	S4X7.7	S	N/A	N/A	18.00	3.00	7.00	4	4.25	14.25	18.25	0.00	0.00	0.00	7.17	17.17	21.17	1	4.5	0.00	303.53	0.26																								
102	B	120	48	207+50	2	S4x7.7	BA	N/A	N/A	24.00	4.00	7.00	4.5	5.58	16.58	21.08	0.00	0.00	0.00	7.58	18.58	23.08	1	5	380.64	0.00	0.29																								
																							TOTAL	380.64	TOTAL	303.53	TOTAL	0.55																							
USE:																							381	304	1																										

**NOTES**


- DIMENSION "S" REPRESENTS AN INCREASE (+), OR A DECREASE (-) IN POLE LENGTH, RELATIVE TO THE ELEVATION OF THE EDGE OF PAVEMENT.
- FIELD VERIFICATIONS SHALL BE REQUIRED FOR ALL SUPPORTS, SEE (\*) ARTICLE 903-3. FABRICATORS SHALL BE AISC CERTIFIED IN CATEGORY 1, SEE (\*) ARTICLE 1072-1. (\*) = N.C.D.O.T. STANDARD SPECIFICATIONS FOR ROADS AND STRUCTURES
- PLAN LOCATIONS FOR EXISTING UTILITIES ARE BASED ON THE BEST AVAILABLE INFORMATION AND, THEREFORE MAY NOT BE PRECISELY ACCURATE. THEREFORE, IT IS INCUMBENT UPON THE CONTRACTOR TO DETERMINE THE EXACT LOCATION OF UTILITIES BEFORE BEGINNING WORK IN A LOCATION.



**TYPE "A" AND TYPE "B" GROUND MOUNTED SIGNS**

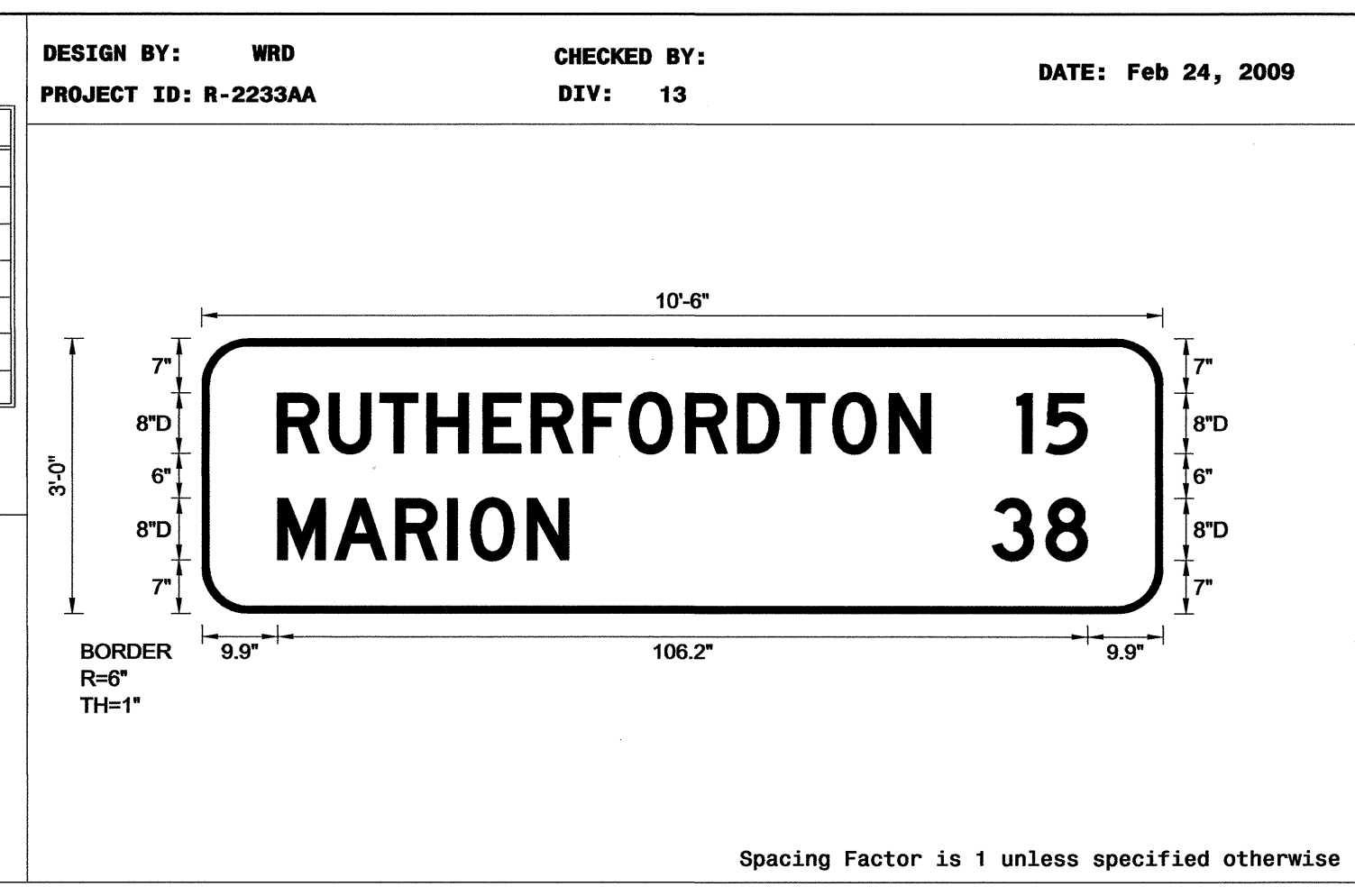
I:\NOV-2009\13409\11\2233AA\Traffic\Signing\CADD\Quantities & GM Signs\R-2233AA-Quantities.dgn  
 wdkduk AI ECUC21879



TIP NO. R-2233AA	SHEET NO. SIGN-04
APPROVED: <i>[Signature]</i>	
DATE: 11/23/09	
SEAL	
	

SIGN NUMBER: 101  
 TYPE: B  
 QUANTITY: 1  
 SIGN WIDTH: 10'-6"  
 HEIGHT: 3'-0"  
 TOTAL AREA: 31.5 Sq.Ft.  
 BORDER TYPE: FLUSH  
 RECESS: 0"  
 WIDTH: 1"  
 RADII: 6"  
 NO. Z BARS: 2  
 LENGTH: 118.0

SYMBOL	X	Y	WID	HT



USE NOTES: 1,2  
 1. Legend and border shall be direct applied Grade C sheeting.  
 2. Background shall be Grade C reflective sheeting.  
 3. Shields shall be on 0.032" (0.8mm) aluminum and demountable.  
 4. Shields shall be Grade B sheeting.

LETTER POSITIONS

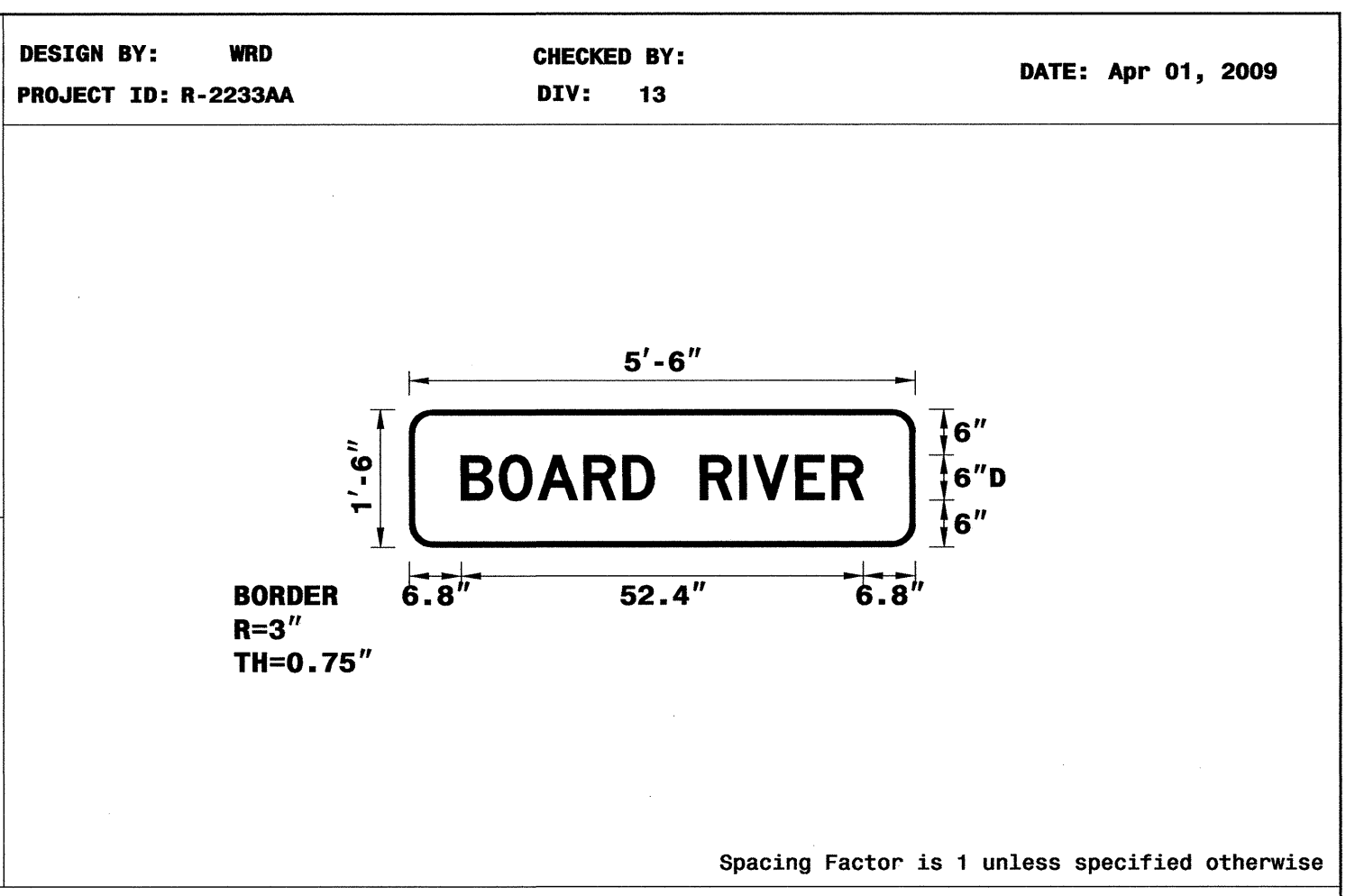
Letter spacings are to start of next letter

Letter	R	U	T	H	E	R	F	O	R	D	T	O	N	1	5	Series/Size			
Text Length	9.9	6.8	6.6	6.2	7.4	6.3	6.8	6	7.4	6.8	6.5	6	7.4	5.4	11.3	3.8	5.4	9.9	D 2000
Text Length	10	7.4	8	6.8	3	7.4	5.4	55.5	7	5.4	9.9								106.2
Text Length																			D 2000
Text Length																			106.1

FILENAME: R-2233AASignDesign NORTH CAROLINA D.O.T. SIGN DETAIL

SIGN NUMBER: 301, 302  
 TYPE: D  
 QUANTITY: 2  
 SIGN WIDTH: 5'-6"  
 HEIGHT: 1'-6"  
 TOTAL AREA: 8.3 Sq.Ft.  
 BORDER TYPE: FLUSH  
 RECESS: 0"  
 WIDTH: 0.75"  
 RADII: 3"  
 NO. Z BARS:  
 LENGTH:

SYMBOL	X	Y	WID	HT



USE NOTES: 1,2  
 1. Legend and border shall be direct applied Grade C sheeting.  
 2. Background shall be Grade C reflective sheeting.  
 3. Shields shall be on 0.032" (0.8mm) aluminum and demountable.  
 4. Shields shall be Grade B sheeting.

LETTER POSITIONS

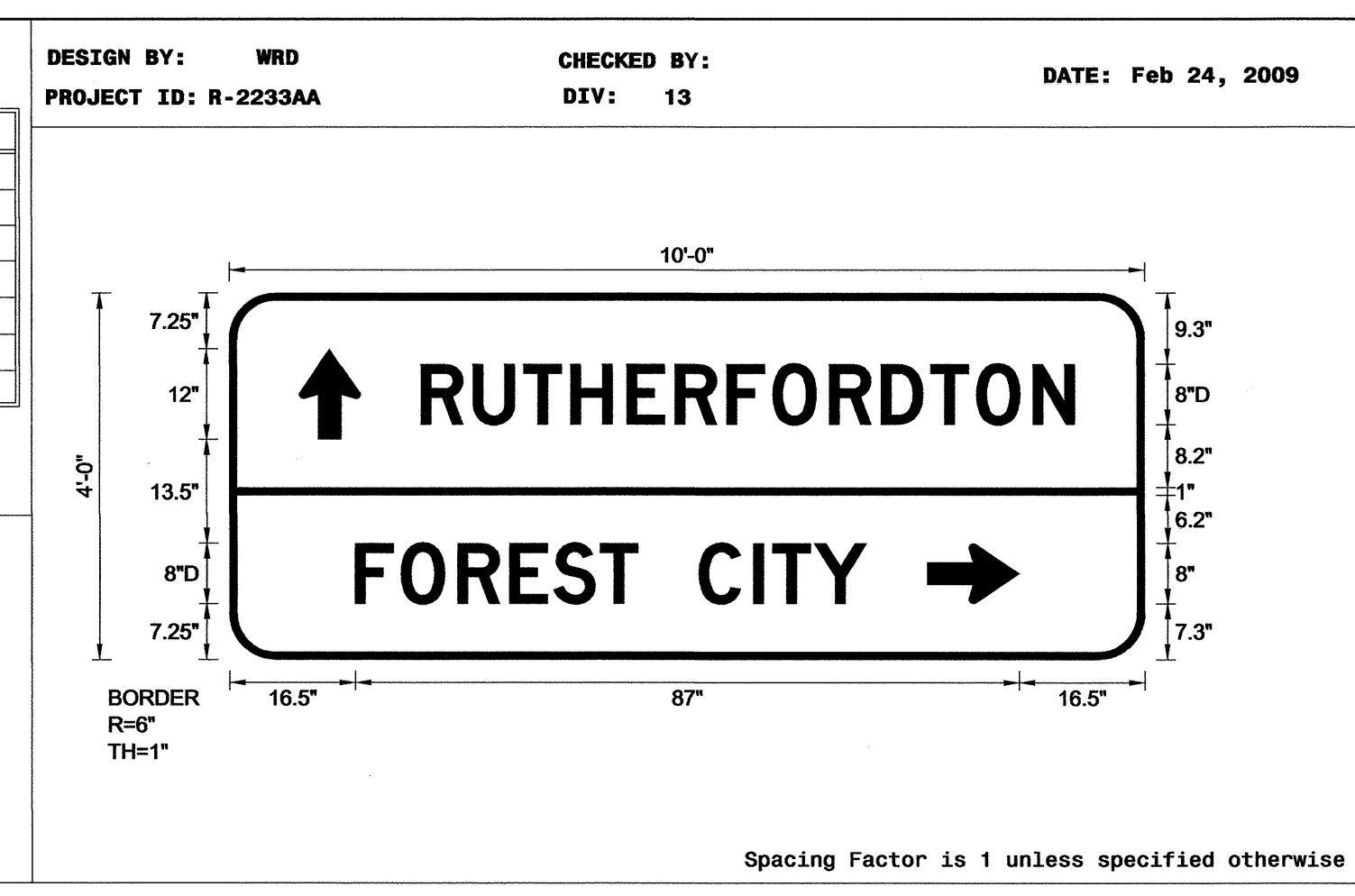
Letter spacings are to start of next letter

Letter	B	O	A	R	D	R	I	V	E	R	Series/Size			
Text Length	6.8	5	5	6	5.1	4.1	6	5.1	1.9	5.5	4.7	4.1	6.8	D 2000
Text Length														52.4

FILENAME: R-2233AASignDesign NORTH CAROLINA D.O.T. SIGN DETAIL

SIGN NUMBER: 102  
 TYPE: B  
 QUANTITY: 1  
 SIGN WIDTH: 10'-0"  
 HEIGHT: 4'-0"  
 TOTAL AREA: 40.0 Sq.Ft.  
 BORDER TYPE: FLUSH  
 RECESS: 0"  
 WIDTH: 1"  
 RADII: 6"  
 NO. Z BARS: 2  
 LENGTH: 112.0

SYMBOL	X	Y	WID	HT
ARUP	9.2	28.8	8	12
ARUP	91.5	7.3	8	12



USE NOTES: 1,2  
 1. Legend and border shall be direct applied Grade C sheeting.  
 2. Background shall be Grade C reflective sheeting.  
 3. Shields shall be on 0.032" (0.8mm) aluminum and demountable.  
 4. Shields shall be Grade B sheeting.

LETTER POSITIONS

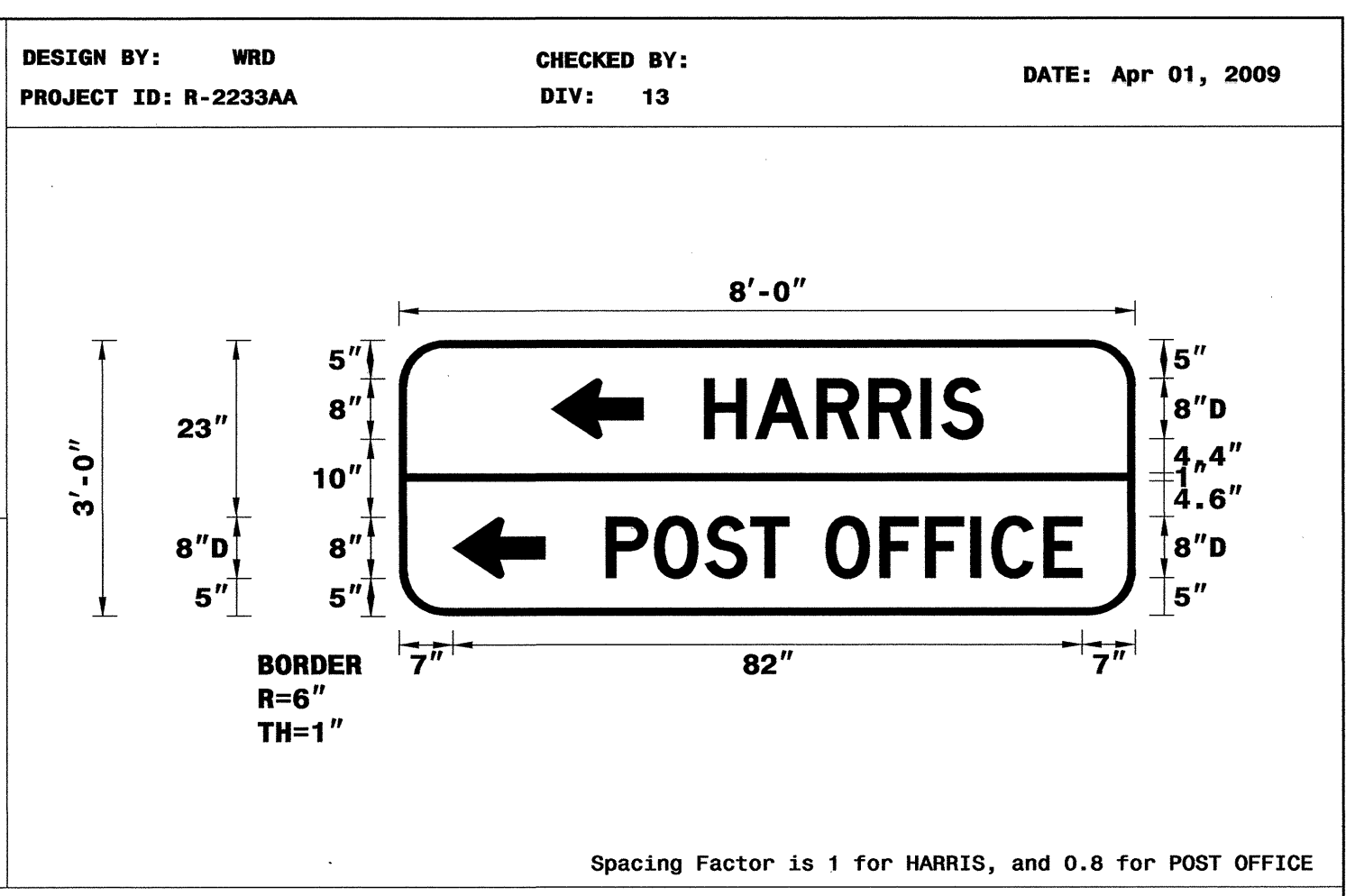
Letter spacings are to start of next letter

Letter	R	U	T	H	E	R	F	O	R	D	T	O	N	Series/Size		
Text Length	25.2	6.8	6.6	6.2	7.4	6.3	6.8	6	7.4	6.8	6.5	6	7.4	5.4	9.2	D 2000
Text Length																85.7
Text Length																D 2000
Text Length	16.5	6	7.4	6.8	5.8	6.1	5	8	7.2	2.5	5.4	6.9	36.5		67	

FILENAME: R-2233AASignDesign NORTH CAROLINA D.O.T. SIGN DETAIL

SIGN NUMBER: 303  
 TYPE: D  
 QUANTITY: 1  
 SIGN WIDTH: 8'-0"  
 HEIGHT: 3'-0"  
 TOTAL AREA: 24.0 Sq.Ft.  
 BORDER TYPE: FLUSH  
 RECESS: 0"  
 WIDTH: 1"  
 RADII: 6"  
 NO. Z BARS:  
 LENGTH:

SYMBOL	X	Y	WID	HT
ARUP	19.8	23	8	12
ARUP	7	4.9	8	12



USE NOTES: 1,2  
 1. Legend and border shall be direct applied Grade C sheeting.  
 2. Background shall be Grade C reflective sheeting.  
 3. Shields shall be on 0.032" (0.8mm) aluminum and demountable.  
 4. Shields shall be Grade B sheeting.

LETTER POSITIONS

Letter spacings are to start of next letter

Letter	H	A	R	R	I	S	P	O	S	T	O	F	F	I	C	E	Series/Size
Text Length	39.8	6.6	8	6.8	6.8	2.6	5.4	19.8									D 2000
Text Length																	36.3
Text Length																	D 2000
Text Length	27	6.3	6.6	6	5	4.8	7.1	5.9	5.9	2.7	6.8	5	7				62

FILENAME: R-2233AASignDesign NORTH CAROLINA D.O.T. SIGN DETAIL

SIGN DESIGNS

I:\NOV-2009 13:09  
 P:\TIP-Proj\2233AA\Traffic\Signing\CA00\Quantities & GM Signs\R-2233AA-Quantities.dgn  
 wdknduk AT 11/23/09


3 way check 1/1/11

TIP NO. R-2233AA SHEET NO. SIGN-05

APPROVED: *[Signature]*

DATE: 11/23/09

SEAL

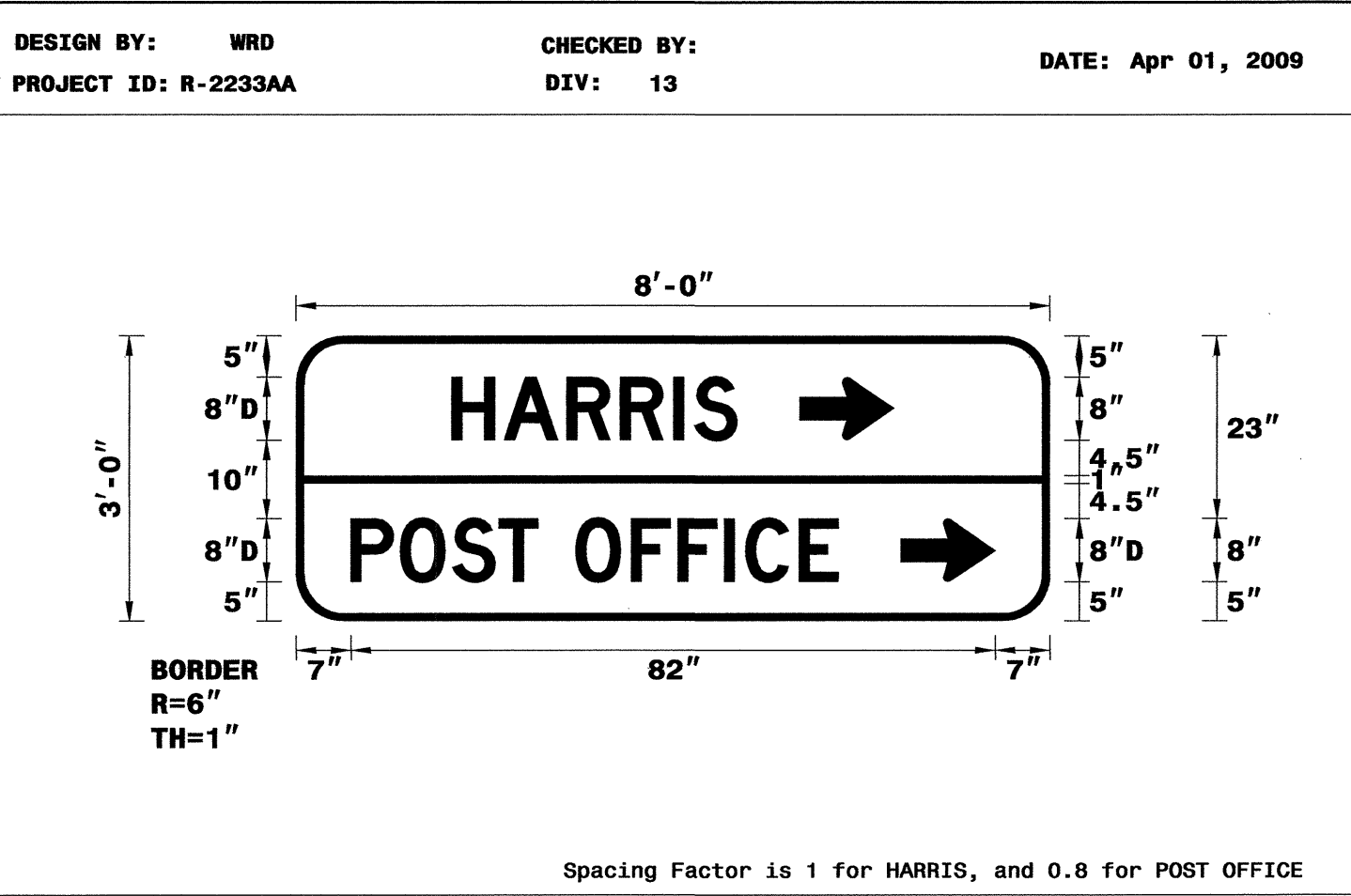


SIGN NUMBER: 304  
TYPE: D  
QUANTITY: 1  
SIGN WIDTH: 8'-0"  
HEIGHT: 3'-0"  
TOTAL AREA: 24.0 Sq.Ft.

BACKG COLOR: Green/Green  
COPY COLOR: White

SYMBOL	X	Y	WID	HT
ARUP	64.2	23	8	12
ARUP	77	5	8	12

MAT'L: 0.125" (3.2 mm) ALUMINUM



USE NOTES: 1,2

- Legend and border shall be direct applied Grade C sheeting.
- Background shall be Grade C reflective sheeting.
- Shields shall be on 0.032" (0.8mm) aluminum and demountable.
- Shields shall be Grade B sheeting.

LETTER POSITIONS

Letter spacings are to start of next letter

Series/Size	Text Length
D 2000	36.3
D 2000	62

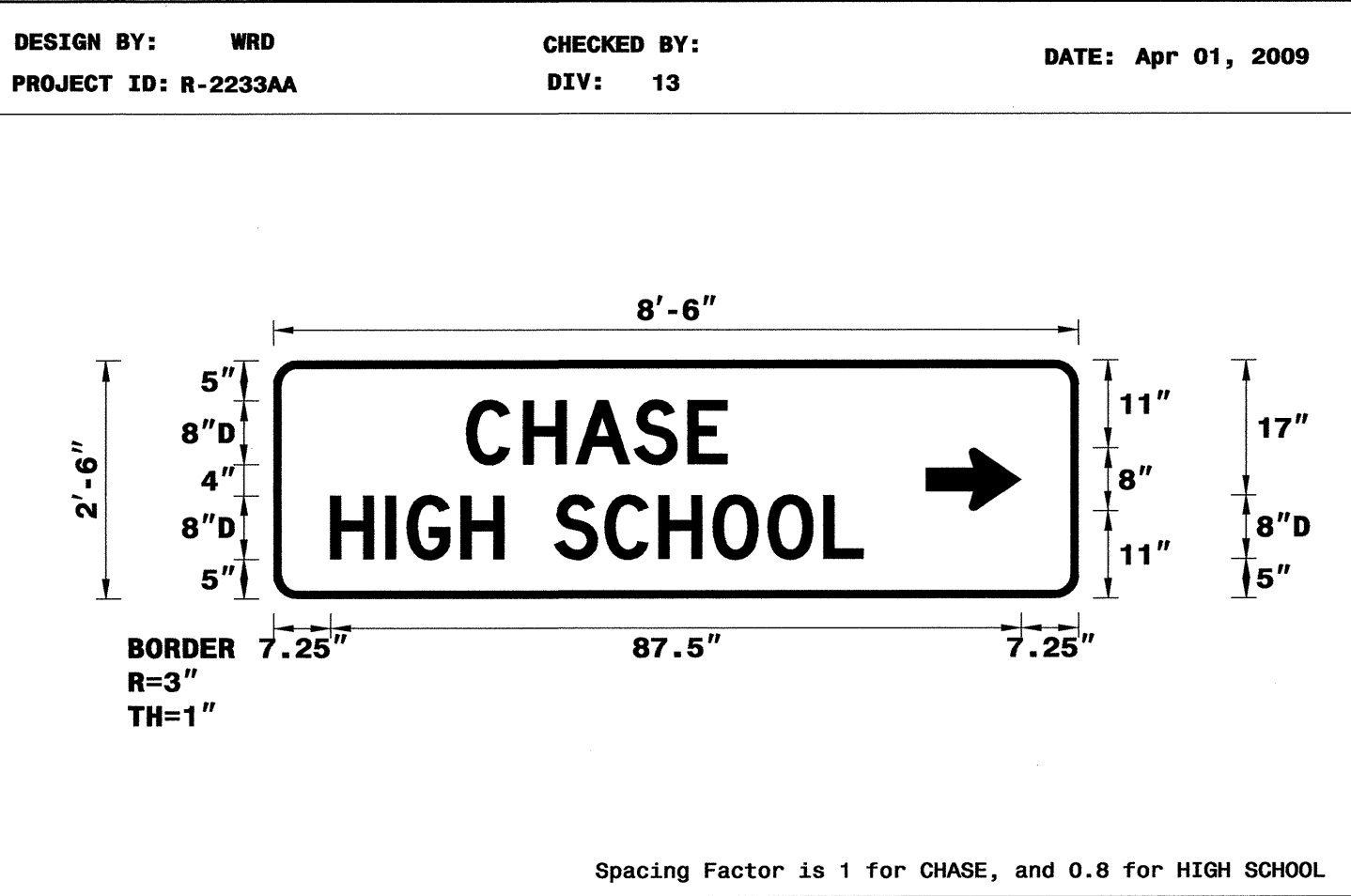
NORTH CAROLINA D.O.T. SIGN DETAIL

SIGN NUMBER: 306  
TYPE: D  
QUANTITY: 1  
SIGN WIDTH: 8'-6"  
HEIGHT: 2'-6"  
TOTAL AREA: 21.3 Sq.Ft.

BACKG COLOR: Green  
COPY COLOR: White

SYMBOL	X	Y	WID	HT
ARUP	82.7	11	8	12

MAT'L: 0.125" (3.2 mm) ALUMINUM



USE NOTES: 1,2

- Legend and border shall be direct applied Grade C sheeting.
- Background shall be Grade C reflective sheeting.

LETTER POSITIONS

Letter spacings are to start of next letter

Series/Size	Text Length
D 2000	33
D 2000	67.5

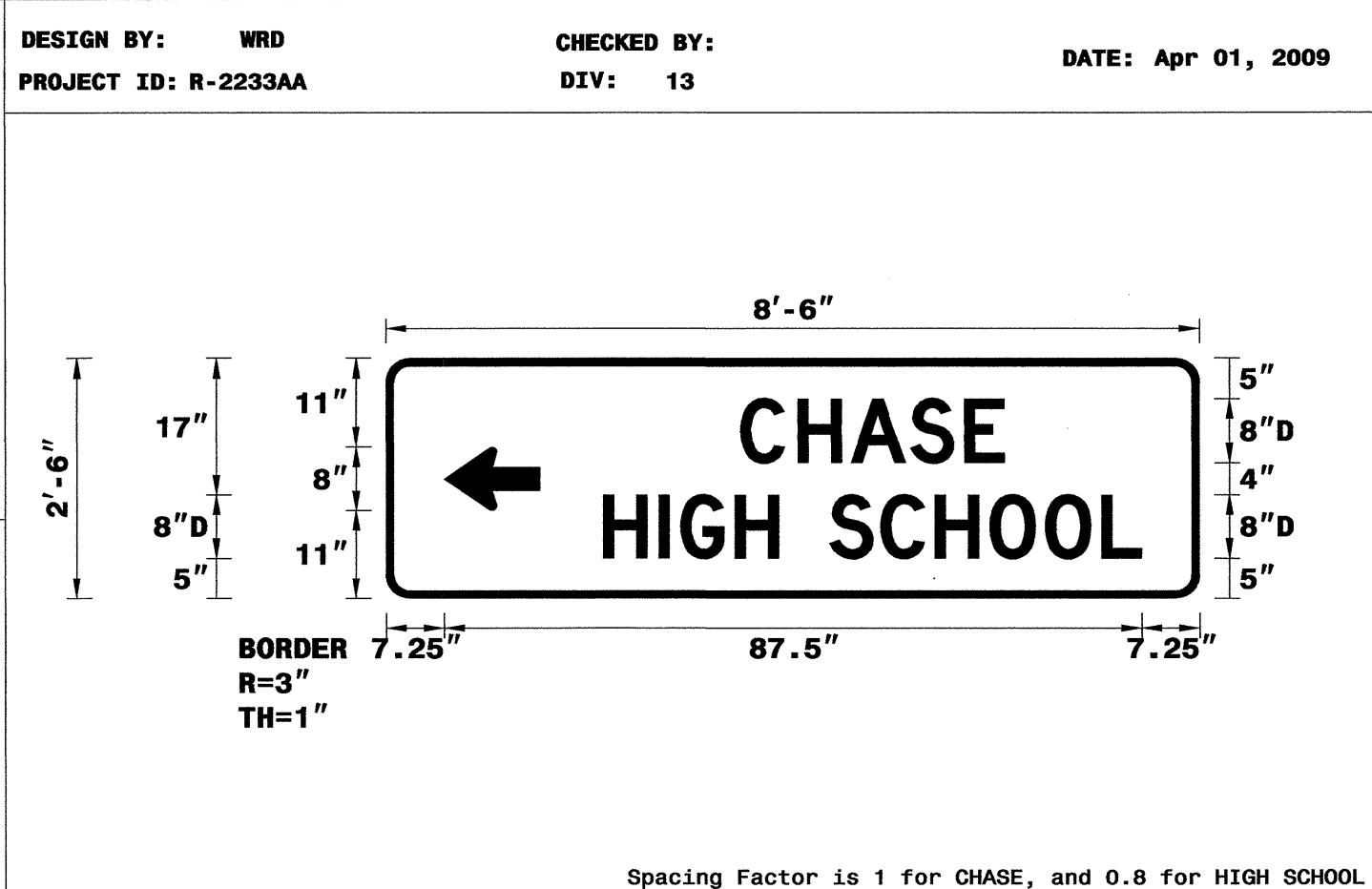
NORTH CAROLINA D.O.T. SIGN DETAIL

SIGN NUMBER: 305  
TYPE: D  
QUANTITY: 1  
SIGN WIDTH: 8'-6"  
HEIGHT: 2'-6"  
TOTAL AREA: 21.3 Sq.Ft.

BACKG COLOR: Green  
COPY COLOR: White

SYMBOL	X	Y	WID	HT
ARUP	7.3	11	8	12

MAT'L: 0.125" (3.2 mm) ALUMINUM



USE NOTES: 1,2

- Legend and border shall be direct applied Grade C sheeting.
- Background shall be Grade C reflective sheeting.
- Shields shall be on 0.032" (0.8mm) aluminum and demountable.
- Shields shall be Grade B sheeting.

LETTER POSITIONS

Letter spacings are to start of next letter

Series/Size	Text Length
D 2000	33
D 2000	67.5

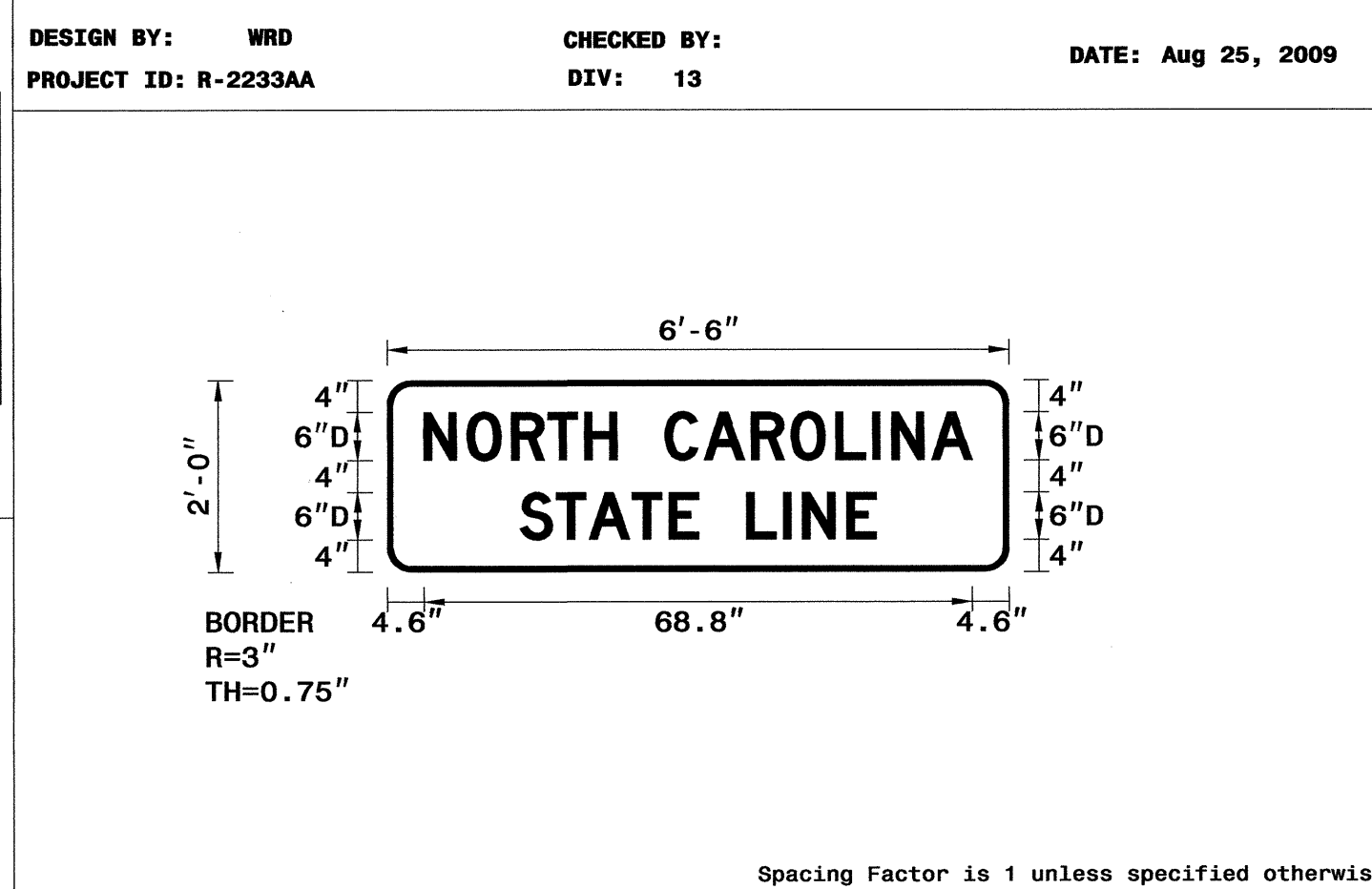
NORTH CAROLINA D.O.T. SIGN DETAIL

SIGN NUMBER: 307  
TYPE: D  
QUANTITY: 1  
SIGN WIDTH: 6'-6"  
HEIGHT: 2'-0"  
TOTAL AREA: 13.0 Sq.Ft.

BACKG COLOR: Green  
COPY COLOR: White

SYMBOL	X	Y	WID	HT
ARUP				

MAT'L: 0.125" (3.2 mm) ALUMINUM



USE NOTES: 1,2

- Legend and border shall be direct applied Grade C sheeting.
- Background shall be Grade C reflective sheeting.
- Shields shall be on 0.032" (0.8mm) aluminum and demountable.
- Shields shall be Grade B sheeting.

LETTER POSITIONS

Letter spacings are to start of next letter

Series/Size	Text Length
D 2000	68.8
D 2000	44.7


NORTH CAROLINA D.O.T. SIGN DETAIL

I:\NOV-2009\310...R-2233AA\Traffic\Signing\CADD\Quantities & GM\_Signs\R-2233AA-Quantities.dgn

**SIGN DESIGNS**



TIP NO. R-2233AA	SHEET NO. SIGN-06
APPROVED: <i>[Signature]</i>	
DATE: 11/23/09	
SEAL	



SIGN NUMBER: 308  
TYPE: D  
QUANTITY: 1

BACKG COLOR: Green  
COPY COLOR: White

SYMBOL	X	Y	WID	HT

SIGN WIDTH: 7'-6"  
HEIGHT: 1'-6"  
TOTAL AREA: 11.3 Sq.Ft.

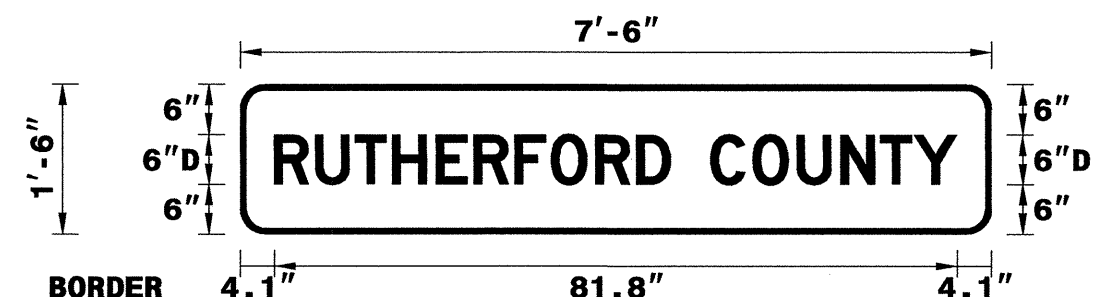
BORDER TYPE: FLUSH  
RECESS: 0"  
WIDTH: 0.75"  
RADIUS: 3"

NO. Z BARS:      MAT'L: 0.125" (3.2 mm) ALUMINUM  
LENGTH:         

DESIGN BY: WRD  
PROJECT ID: R-2233AA

CHECKED BY:      DIV: 13

DATE: Aug 26, 2009



BORDER R=3" TH=0.75"

MOUNT BELOW SIGN 307  
IN 1 INSTALLATION

Spacing Factor is 0.8 unless specified otherwise

USE NOTES: 1,2

- Legend and border shall be direct applied Grade C sheeting.
- Background shall be Grade C reflective sheeting.
- Shields shall be on 0.032" (0.8mm) aluminum and demountable.
- Shields shall be Grade B sheeting.

LETTER POSITIONS

Letter spacings are to start of next letter

Letter Spacing Data																Series/Size			
																Text Length			
																D 2000			
4.1	4.9	4.8	4.4	5.2	4.5	4.9	4.3	5.3	4.9	4.1	4.8	5	5.3	5.2	4.8	4	5.2	4.1	81.8

FILENAME: R-2233AASignDesign  
NORTH CAROLINA D.O.T. SIGN DETAIL

SIGN NUMBER: 311,312  
TYPE: D  
QUANTITY: 2

BACKG COLOR: Yellow  
COPY COLOR: Black

SYMBOL	X	Y	WID	HT

SIGN WIDTH: 3'-0"  
HEIGHT: 1'-6"  
TOTAL AREA: 4.5 Sq.Ft.

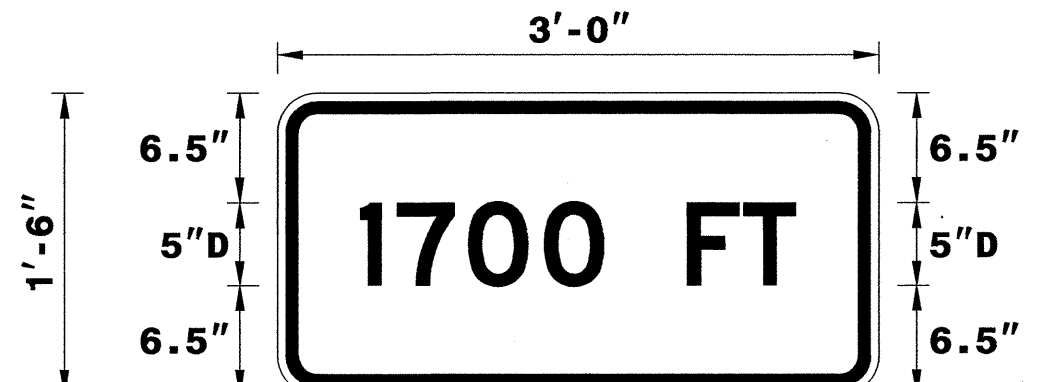
BORDER TYPE: FLUSH  
RECESS: 0.5"  
WIDTH: 0.75"  
RADIUS: 1.88"

NO. Z BARS:      MAT'L: 0.125" (3.2 mm) ALUMINUM  
LENGTH:         

DESIGN BY: WRD  
PROJECT ID: R-2233AA

CHECKED BY:      DIV: 13

DATE: Aug 18, 2009



BORDER R=1.88" TH=0.75" IN=0.5"

MOUNT BELOW SIGN 424  
IN 2 INSTALLATIONS

Spacing Factor is 1 unless specified otherwise

USE NOTES: 1,2

- Legend and border shall be direct applied Grade C sheeting.
- Background shall be Grade C reflective sheeting.
- Shields shall be on 0.032" (0.8mm) aluminum and demountable.
- Shields shall be Grade B sheeting.

LETTER POSITIONS

Letter spacings are to start of next letter

Letter Spacing Data										Series/Size
										Text Length
										D 2000
5	2.2	4.2	4.5	3.6	5	3.4	3.1	5	26.1	

FILENAME: R-2233AASignDesign  
NORTH CAROLINA D.O.T. SIGN DETAIL

SIGN NUMBER: 309,310  
TYPE: D  
QUANTITY: 2

BACKG COLOR: Yellow  
COPY COLOR: Black

SYMBOL	X	Y	WID	HT

SIGN WIDTH: 3'-0"  
HEIGHT: 1'-6"  
TOTAL AREA: 4.5 Sq.Ft.


BORDER TYPE: FLUSH  
RECESS: 0.5"  
WIDTH: 0.75"  
RADIUS: 1.88"

NO. Z BARS:      MAT'L: 0.125" (3.2 mm) ALUMINUM  
LENGTH:         

DESIGN BY: WRD  
PROJECT ID: R-2233AA

CHECKED BY:      DIV: 13

DATE: Aug 18, 2009



BORDER R=1.88" TH=0.75" IN=0.5"

MOUNT BELOW SIGN 424  
IN 2 INSTALLATIONS

Spacing Factor is 1 unless specified otherwise

USE NOTES: 1,2

- Legend and border shall be direct applied Grade C sheeting.
- Background shall be Grade C reflective sheeting.
- Shields shall be on 0.032" (0.8mm) aluminum and demountable.
- Shields shall be Grade B sheeting.

LETTER POSITIONS




Letter spacings are to start of next letter

Letter Spacing Data										Series/Size
										Text Length
										D 2000
4.8	2.3	4.5	4.5	3.5	5	3.4	3.1	4.8	26.5	

FILENAME: R-2233AASignDesign  
NORTH CAROLINA D.O.T. SIGN DETAIL


I:\NOV-2009\1340...R-2233AA\Traffic\Signing\CA00\Quantities & GM Signs\R-2233AA-Quantities.dgn  
wsknduk AT 11/23/09

# SIGN DESIGNS



**TYPE "E" SIGNS**


401 QUANTITY REQ'D   1  



24 X 30  
R2-1

ONE "U" POST PER SIGN


406 QUANTITY REQ'D   4  



30 X 30  
W2-1

ONE "U" POSTS PER SIGN


411 QUANTITY REQ'D  49 



30 X 30  
R5-1

ONE "U" POST PER SIGN

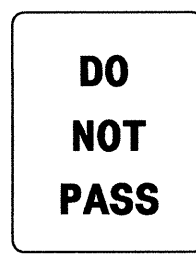
416 QUANTITY REQ'D   2  



24 X 30  
R4-7

ONE "U" POST PER SIGN


422 QUANTITY REQ'D   3  



24 X 30  
R4-1

TWO "U" POSTS PER SIGN


402 QUANTITY REQ'D   5  



24 X 30  
R2-1

ONE "U" POST PER SIGN

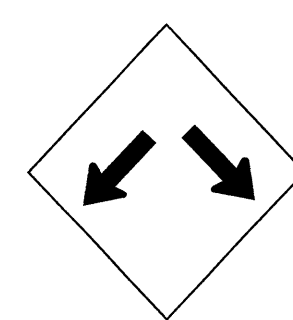
407 QUANTITY REQ'D   1  



30 X 30  
W6-2

ONE "U" POST PER SIGN

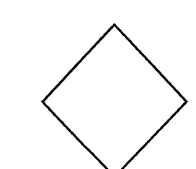
412 QUANTITY REQ'D  24 



36 X 36  
W12-1

ONE "U" POST PER SIGN


417 QUANTITY REQ'D   2  



18 X 18  
OM1-3

MOUNT BELOW SIGN 416  
IN 2 INSTALLATION


423 QUANTITY REQ'D   2  



36 X 36  
W6-3

ONE "U" POST PER SIGN


403 QUANTITY REQ'D   1  



24 X 30  
R2-1

ONE "U" POST PER SIGN


408 QUANTITY REQ'D  26 



30 X 30  
R1-1

ONE "U" POST PER SIGN


413 QUANTITY REQ'D  22 



36 X 12  
R6-1 (R)

TWO "U" POSTS PER SIGN

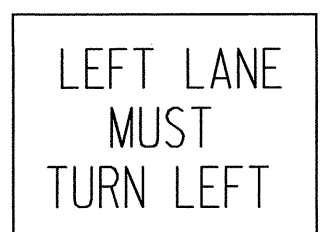
418 QUANTITY REQ'D   2  



30 X 30  
W14-2

ONE "U" POST PER SIGN

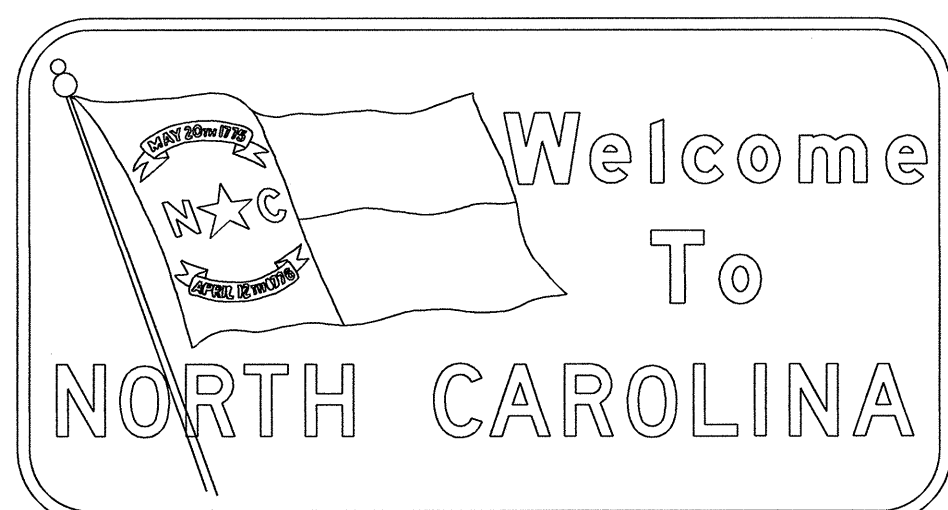
424 QUANTITY REQ'D   8  



30 X 30  
R3-7

ONE "U" POST PER SIGN


426 QUANTITY REQ'D   1  



12-2  
78 x 42

MOUNT ON THREE "U" POSTS PER SIGN


404 QUANTITY REQ'D   9  



36 X 48  
R2-1

TWO "U" POSTS PER SIGN


409 QUANTITY REQ'D  12 



36 X 36  
W3-1a

ONE "U" POST PER SIGN


414 QUANTITY REQ'D  15 



36 X 12  
R6-1 (L)

TWO "U" POSTS PER SIGN


419 QUANTITY REQ'D   1  



30 X 30  
W11-3

ONE "U" POST PER SIGN


425 QUANTITY REQ'D   2  



30 X 18  
W16-2a

MOUNT BELOW SIGN 424  
IN 2 INSTALLATION

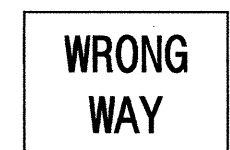
405 QUANTITY REQ'D   1  



30 X 30  
W6-1

ONE "U" POST PER SIGN


410 QUANTITY REQ'D  24 



36 X 24  
R5-1a

ONE "U" POST PER SIGN


415 QUANTITY REQ'D  12 



30 X 36  
R3-5R

ONE "U" POST PER SIGN


420 QUANTITY REQ'D   1  



24 X 18  
W7-3a

MOUNT BELOW SIGN 419  
IN 1 INSTALLATION

08-DEC-2009 10:29 p:\projects\2233aa\Traffic\Signing\CADD\Quantities & GM Signs\R-2233AA-Quantities.dgn wsdurk HT TELC221679



- (501) (506) (512)
- (504) (509) (514)
- (505) (510)

<b>SOUTH</b>	<b>NORTH</b>	2- 24" x 12"
		2- 30" x 24"
		2- 21" x 15"

- (502) (508) (515)
- (503) (511)
- (507) (513)

<b>NORTH</b>	<b>SOUTH</b>	2- 24" x 12"
		2- 30" x 24"
		2- 21" x 15"

- (516)

<b>SOUTH</b>	24" x 12"
	30" x 24"

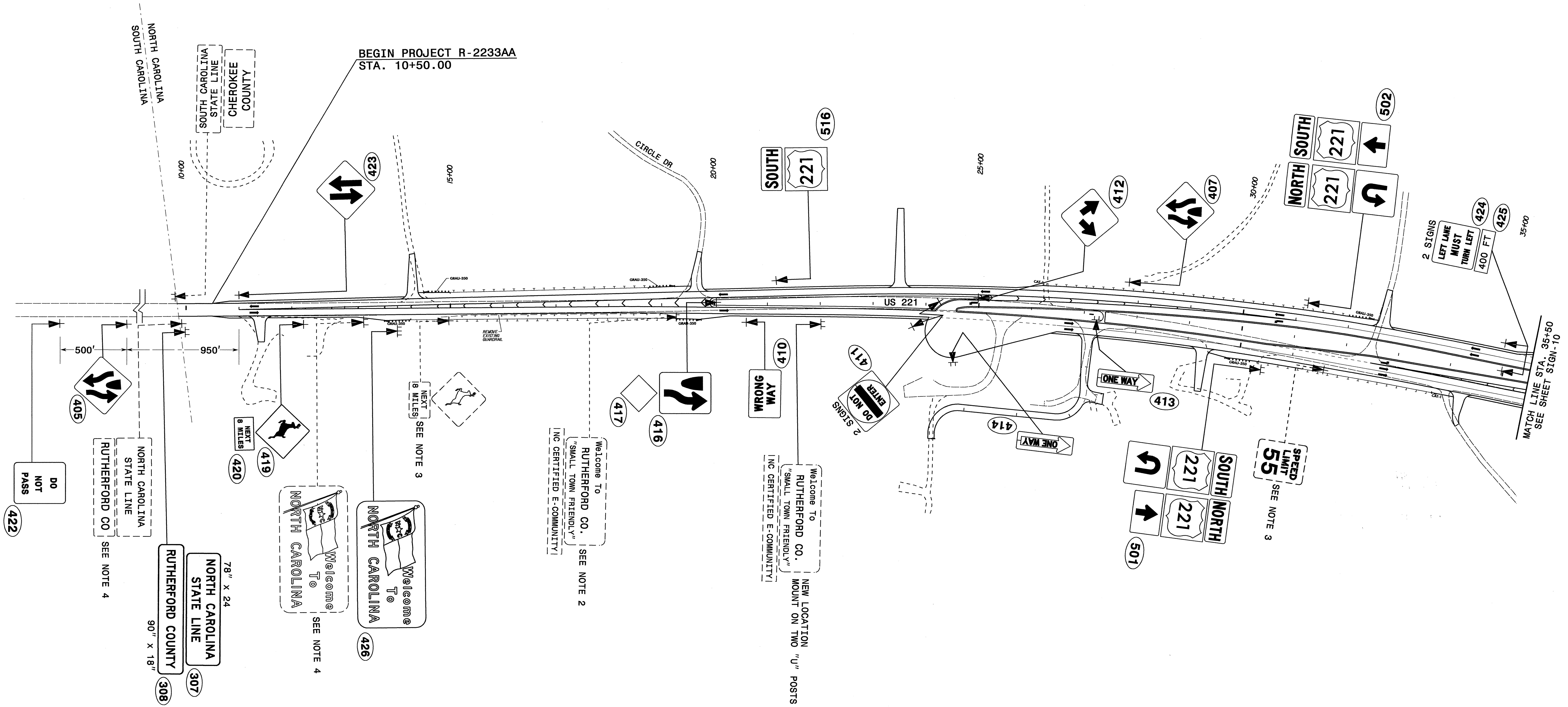
**TYPE "F" SIGNS**

I:\NOV-2009\3111\PA\TIP\Projects\RF2233AA\Traffic\Signing\CADD\Quantities & GM\_Signs\R-2233AA-Quantities.dgn  
wabrduka AT TELC221679

3 way sheet 1/9/09



TIP NO. R-2233AA	SHEET NO. SIGN-09
APPROVED: <i>[Signature]</i>	
DATE: 11/23/09	
SEAL	

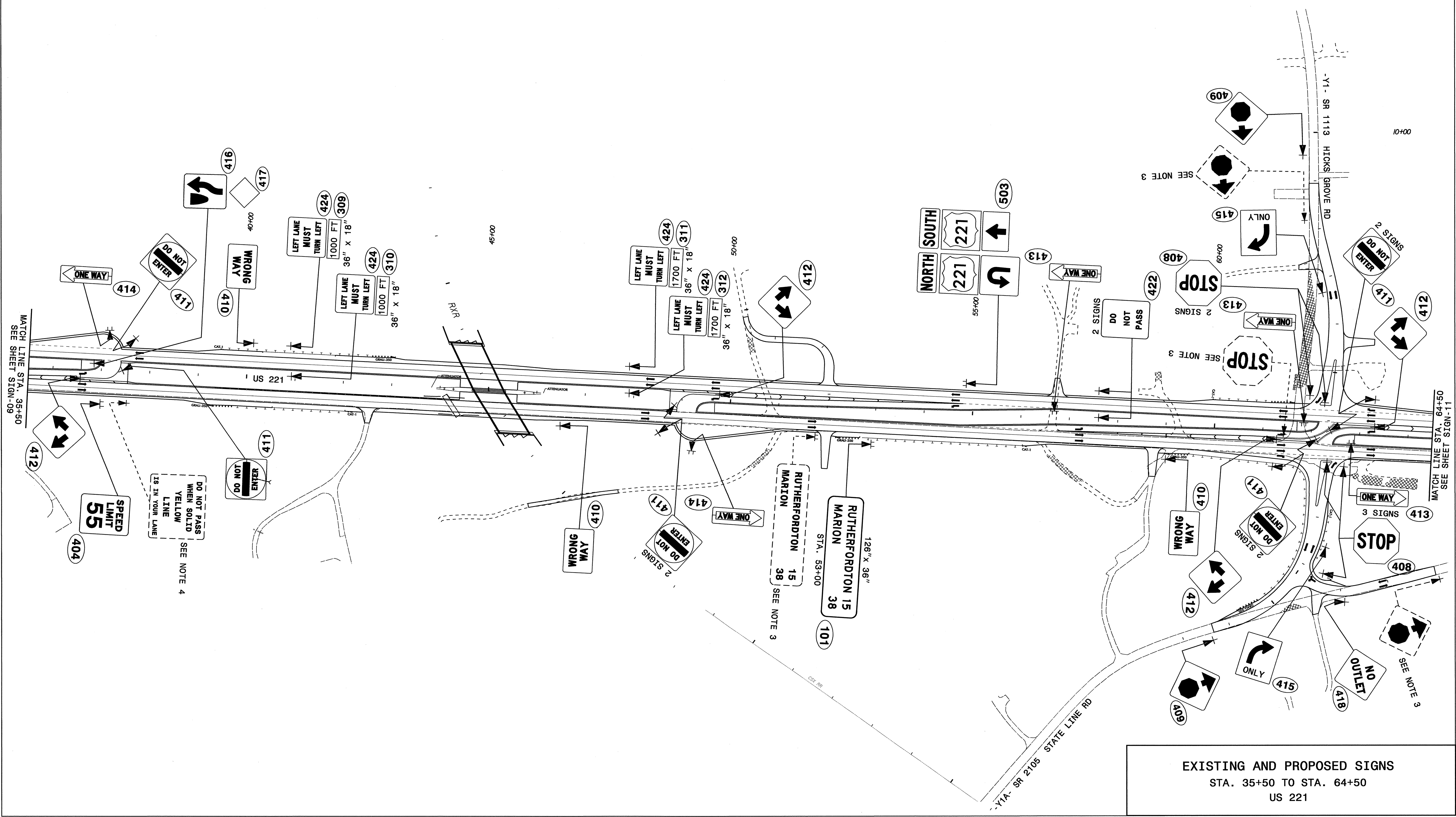


**EXISTING AND PROPOSED SIGNS**  
 STA. 10+50 TO STA. 35+50  
 US 221

I:\NOV-2009\1316...R-2233AA\Traffic\Signing\CADD\Signing Layout Plans\R-2233AA\_Sgn\_09.dgn  
 P:\TIP-Projects\1316...R-2233AA\Traffic\Signing\CADD\Signing Layout Plans\R-2233AA\_Sgn\_09.dgn  
 wadarkur HI TELC221879

3 Way Check WRD

TIP NO. R-2233AA	SHEET NO. SIGN-10
APPROVED: <i>[Signature]</i>	
DATE: 11/23/09	
SEAL	

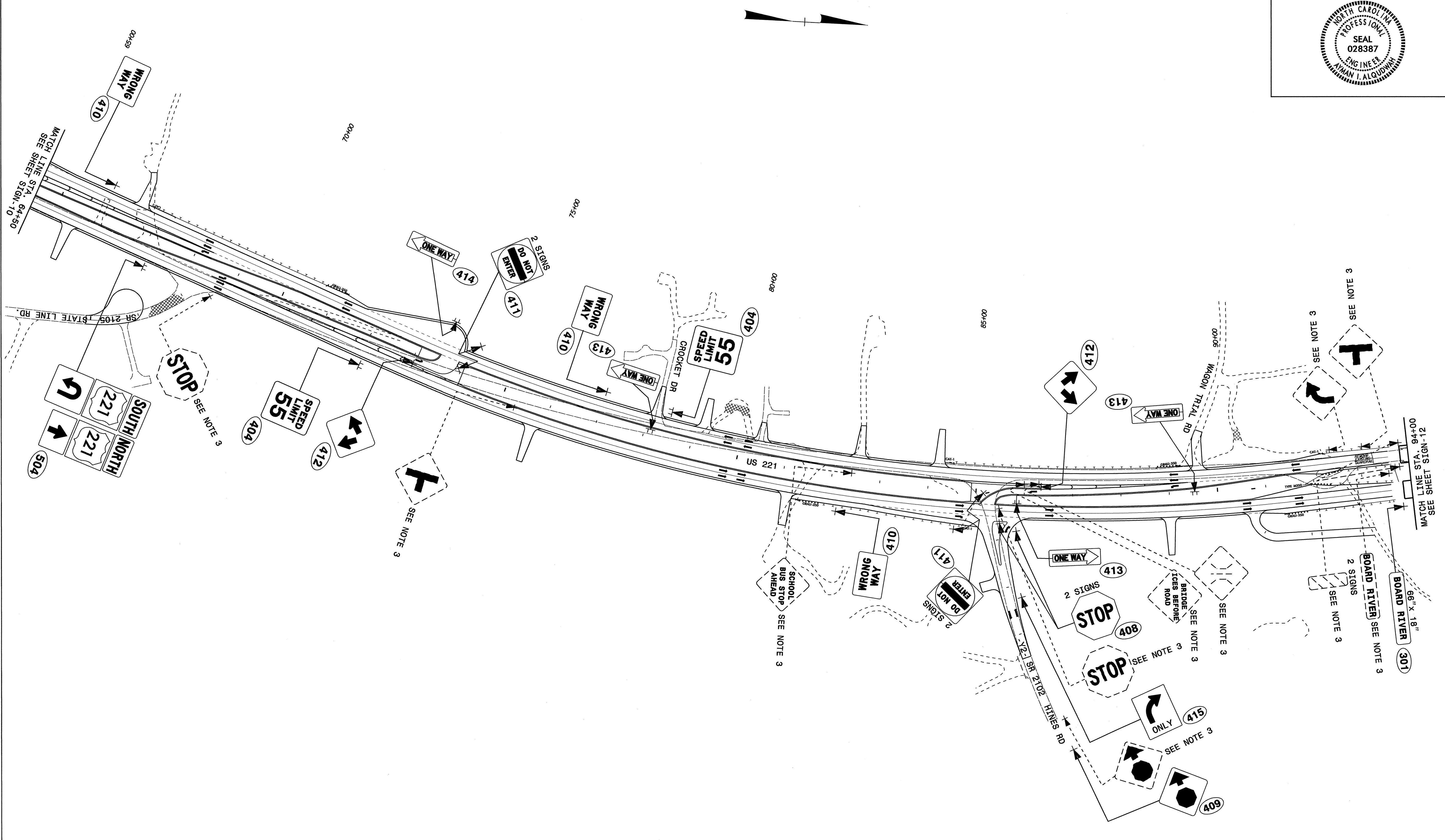


**EXISTING AND PROPOSED SIGNS**  
 STA. 35+50 TO STA. 64+50  
 US 221

17-NOV-2009 13:17  
 P:\TIP-Proje\2233AA\Traffic\Signing\CADD\Signing Layout Plans\R-2233AA\_Sgn-10.dgn  
 wdknduk AL TECC221879

3 Way Check WRY

TIP NO. R-2233AA	SHEET NO. SIGN-11
APPROVED: <i>[Signature]</i>	
DATE: 11/23/09	
SEAL	



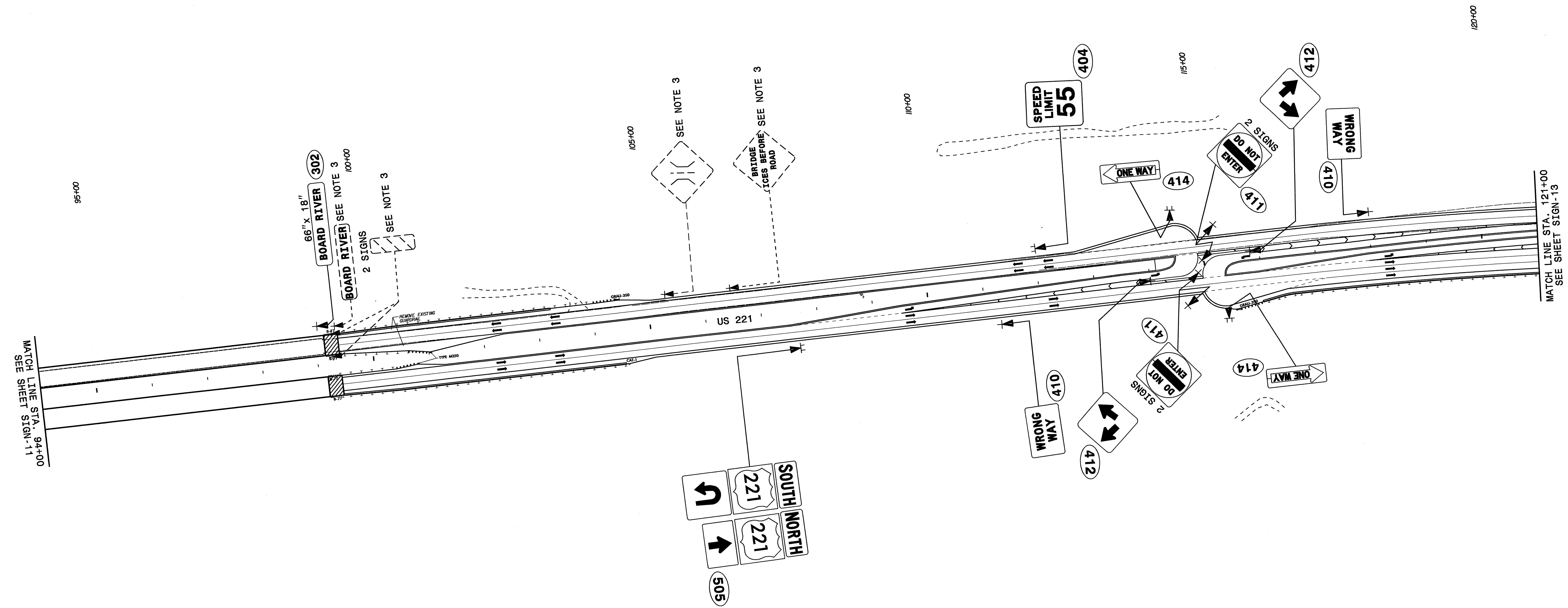
EXISTING AND PROPOSED SIGNS  
 STA. 64+50 TO STA. 94+00  
 US 221

IT-NOV-2009 13418  
 P:\TIP\Projects\R-2233AA\Traffic\Signing\CADD\Signing Layout Plans\R-2233AA\_Sgn-11.dgn  
 wdkcuk AT TELC221679

3 way check WRJ



TIP NO. R-2233AA	SHEET NO. SIGN-12
APPROVED: <i>[Signature]</i>	
DATE: 11/23/09	
SEAL	

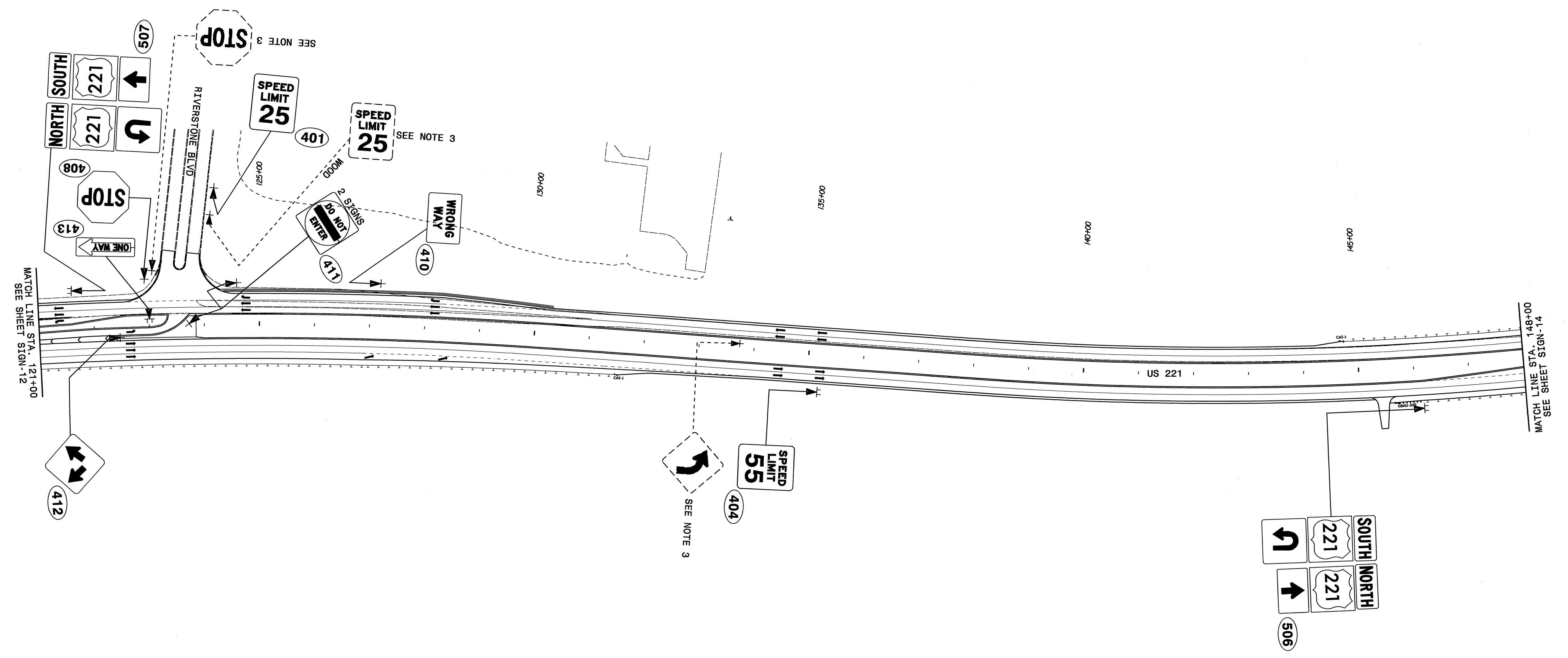


**EXISTING AND PROPOSED SIGNS**  
 STA. 94+00 TO STA. 121+00  
 US 221

I:\NOV-2009\1349\Projects\2233AA\Traffic\Signing\Layout\Plans\R-2233AA\_Sgn-12.dgn  
 wdarkduk - PL - 11/23/09

3 Way Check WRP

TIP NO. R-2233AA	SHEET NO. SIGN-13
APPROVED: <i>[Signature]</i>	
DATE: 11/23/09	
SEAL	

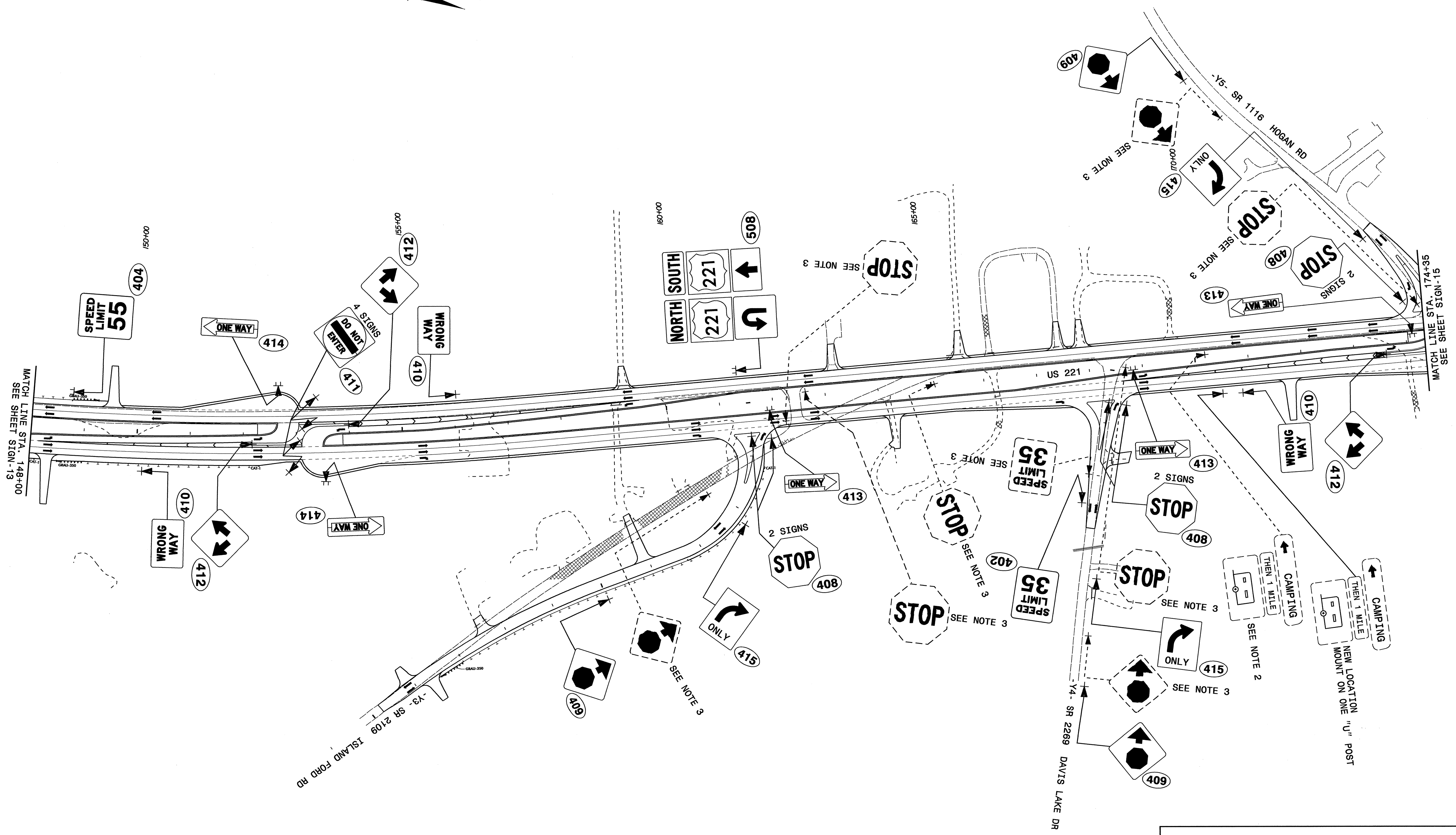


**EXISTING AND PROPOSED SIGNS**  
 STA. 121+00 TO STA. 148+00  
 US 221

I:\NOV-2009\13420\_R-2233AA\Traffic\Signing\CADD\Signing Layout Plans\R-2233AA\_Sgn\_13.dgn  
 P:\Projects\Traffic\Signing\Tel\TEC221679  
 wdkduk AT TELC221679

3 way check WRG

TIP NO. R-2233AA	SHEET NO. SIGN-14
APPROVED: <i>[Signature]</i>	
DATE: 11/23/09	
SEAL	



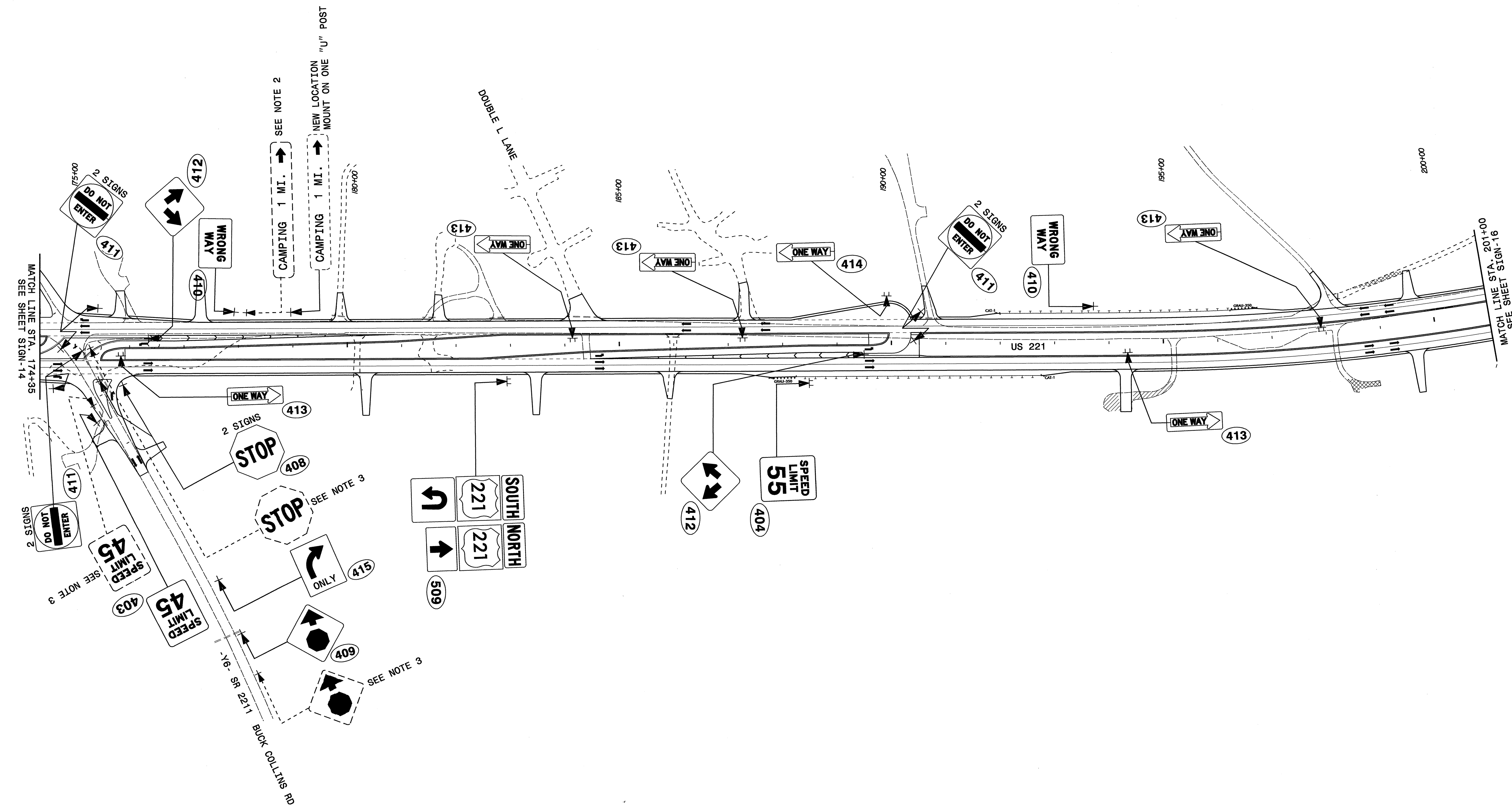
**EXISTING AND PROPOSED SIGNS**  
 STA. 148+00 TO STA. 174+35  
 US 221

I:\NOV-2009\13423\13423\2233AA\Traffic\Signing\CA00\Signing Layout Plans\R-2233AA\_Sgn-14.dgn  
 P:\TIP\Projects\13423\13423\2233AA\Traffic\Signing\CA00\Signing Layout Plans\R-2233AA\_Sgn-14.dgn  
 wdkarduk AT TECU221879

3 way check wry



TIP NO. R-2233AA	SHEET NO. SIGN-15
APPROVED: <i>[Signature]</i>	
DATE: 11/23/09	
SEAL	

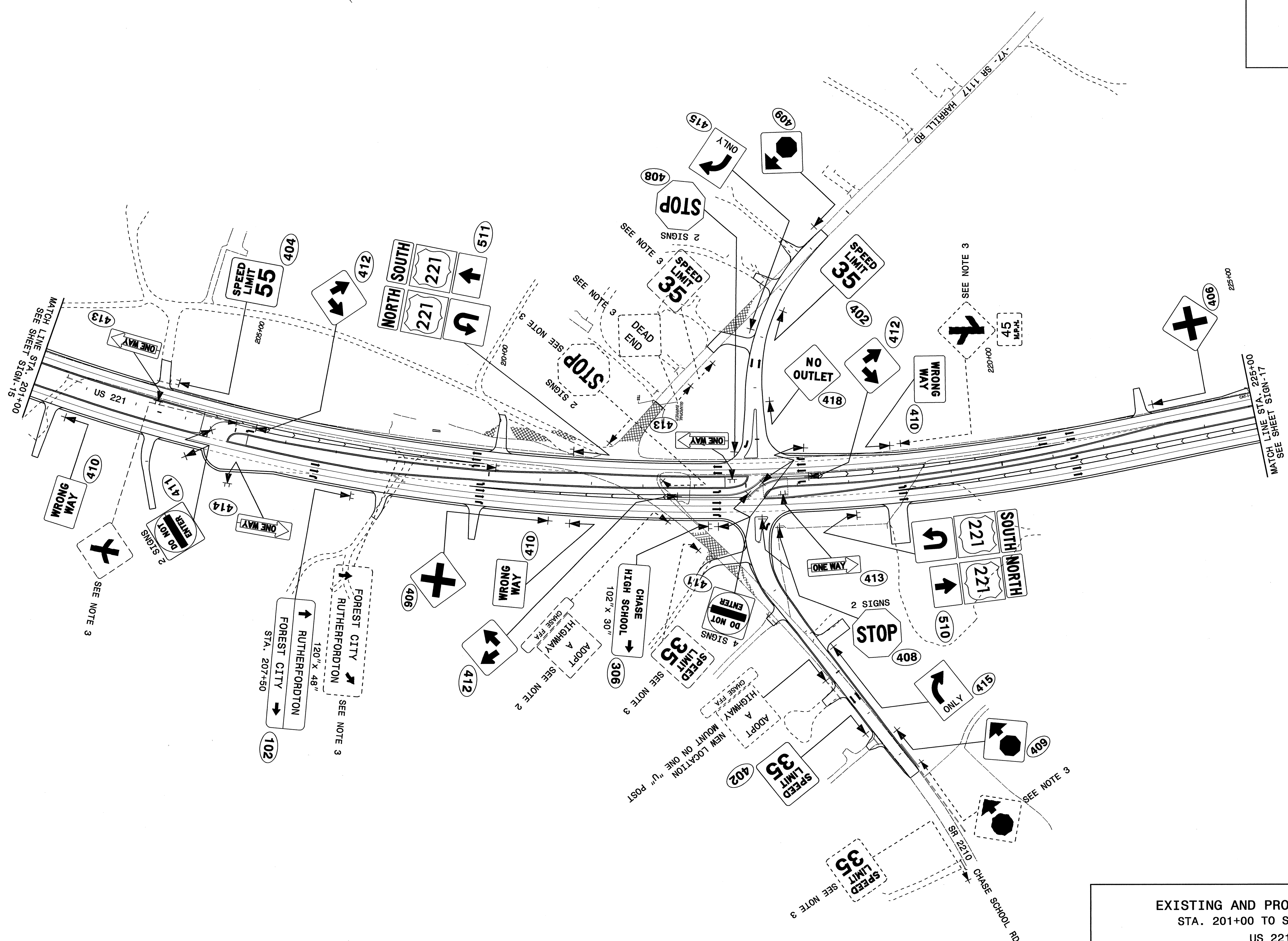


EXISTING AND PROPOSED SIGNS  
STA. 174+35 TO STA. 201+00  
US 221

I:\NOV-2009\13424\RF2233AA\Traffic\Signing\CADD\Signing Layout Plans\R-2233AA\_Sgn\_15.dgn  
 P:\TIP\Projects\Traffic\Signing\Traffic\RF2233AA\Traffic\Signing\CADD\Signing Layout Plans\R-2233AA\_Sgn\_15.dgn  
 w:\d\k\d\k\_H1\_TEC221679

3 Way Check WRT

TIP NO. R-2233AA	SHEET NO. SIGN-16
APPROVED: <i>[Signature]</i>	
DATE: 11/23/09	
SEAL	

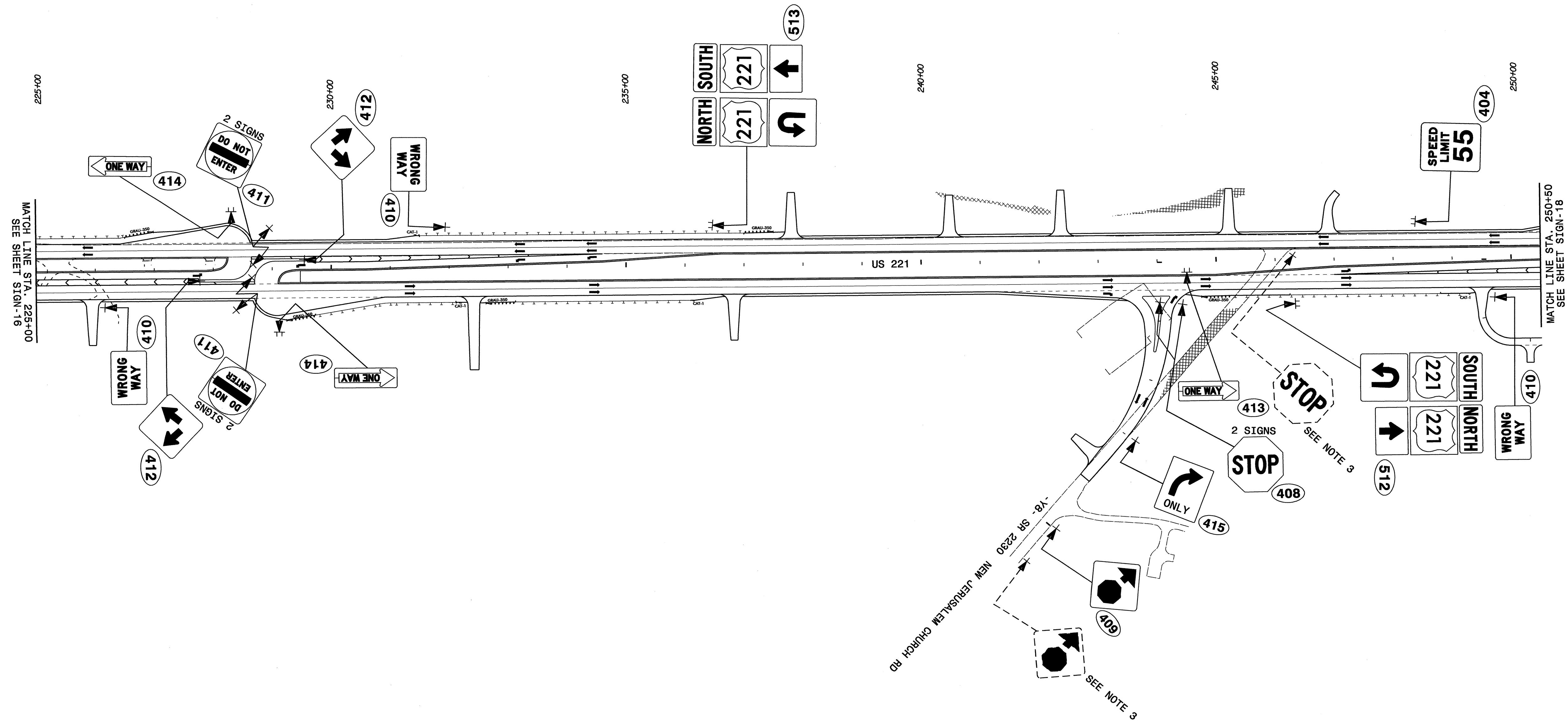


**EXISTING AND PROPOSED SIGNS**  
 STA. 201+00 TO STA. 225+00  
 US 221

I:\NOV-2009\13425\Projects\Traffic\Signing\CADD\Signing Layout Plans\R-2233AA\_Sgn-16.dgn  
 P:\Projects\Traffic\Signing\CADD\Signing Layout Plans\R-2233AA\_Sgn-16.dgn  
 W:\kdkuk AT TELC221679

3 way check *[Signature]*

TIP NO. R-2233AA	SHEET NO. SIGN-17
APPROVED: <i>[Signature]</i>	
DATE: 11/23/09	
SEAL	




**EXISTING AND PROPOSED SIGNS**  
 STA. 225+00 TO STA. 250+50  
 US 221

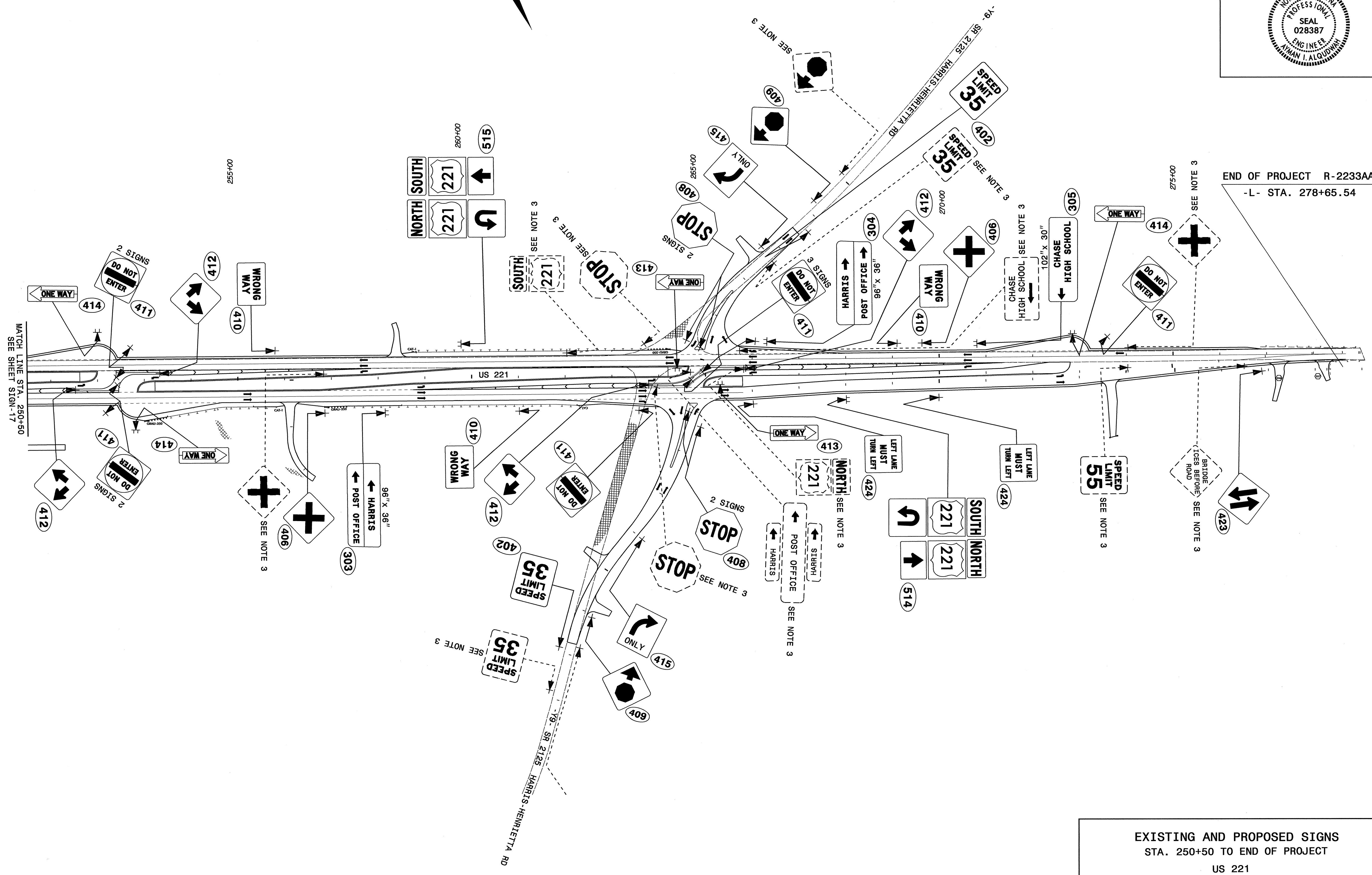
I:\NOV-2009\13426\_R-2233AA\_Traffic\Signing\CAOD\Signing Layout Plans\R-2233AA\_Sgn\_17.dgn  
 P:\TIP\Projects\13426\_R-2233AA\_Traffic\Traffic\Signing\CAOD\Signing Layout Plans\R-2233AA\_Sgn\_17.dgn  
 wabakouk AT TELC221679

*3 way check WR*



TIP NO. R-2233AA	SHEET NO. SIGN-18
APPROVED: <i>[Signature]</i>	
DATE: 12/18/07	
SEAL	
	

END OF PROJECT R-2233AA  
-L- STA. 278+65.54



EXISTING AND PROPOSED SIGNS  
STA. 250+50 TO END OF PROJECT  
US 221

08-DEC-2009 10:31  
P:\projects\080418\Traffic\Signing\CADD\Signing Layout Plans\R-2233AA\_Sgn-18.dgn  
makduk AT TELCC21679