

TIP NO. U-5194	SHEET NO. SIGN-1
APPROVED: _____	
DATE: _____	
SEAL	

**STATE OF NORTH CAROLINA
DEPARTMENT OF TRANSPORTATION**

**SIGNING PLAN
RANDOLPH COUNTY**

**LOCATION: SR 1952 (HIGH POINT STREET) AT SR 1950 (ACADEMY STREET),
SR 1989 (TIGER'S DEN ROAD) AND THE WALMART ENTRANCE**

ROADWAY STANDARD DRAWING

THE FOLLOWING ROADWAY STANDARDS AS APPEAR IN "ROADWAY STANDARD DRAWINGS" - PROJECT SERVICES UNIT - N.C. DEPARTMENT OF TRANSPORTATION - RALEIGH, N.C., DATED JULY 2006 ARE APPLICABLE TO THIS PROJECT AND BY REFERENCE HEREBY ARE CONSIDERED A PART OF THESE PLANS:

STD. NO.	TITLE
901.50	ARROWS AND SHIELDS
903.10	GROUND MOUNTED SIGN SUPPORTS
904.10	ORIENTATION OF GROUND MOUNTED SIGNS
904.50	MOUNTING OF TYPE 'D', 'E' AND 'F' SIGNS ON 'U' CHANNEL POSTS

SUMMARY OF QUANTITIES

4072000000	903	SUPPORTS, 3 LB STEEL U-CHANNEL	1515	L.F.
4096000000	904	SIGN ERECTION, TYPE D	1	EA.
4102000000	904	SIGN ERECTION, TYPE E	101	EA.
4108000000	904	SIGN ERECTION, TYPE F	5	EA.

GENERAL NOTES


- . SIGNS FURNISHED BY STATE
- . ALL TYPE 'D' SIGNS SHALL BE MOUNTED ON TWO U-CHANNEL POSTS UNLESS OTHERWISE INDICATED ON THE PLANS.
- . IF REMOVAL OR RELOCATION OF SIGNS ON PRIVATE STREET (NON-STATE MAINTAINED) IS REQUIRED DUE TO CONSTRUCTION, THE CONTRACTOR SHALL INFORM THE ENGINEER. THE WORK WILL BE COMPLETED BY OTHERS.
- . SIGNING PLANS DO NOT INCLUDE TEMPORARY CONSTRUCTION SIGNING OR PAVEMENT MARKINGS. SEE TRAFFIC CONTROL PLANS.
- . WHEN NOT STATIONED OR DIMENSIONED ON PLANS, ALL 'E' AND 'F' SIGNS SHALL BE FIELD LOCATED BY THE ENGINEER
- . ALL EXISTING SIGNS ON "U" CHANNEL POST WITHIN THE PROJECT LIMITS SHALL BE REMOVED AND DISPOSED OF UNLESS OTHERWISE NOTED ON PLANS.
- . WHEN EXISTING SIGNS ARE REMOVED AND INSTALLED ON NEW SUPPORTS, THE RE-ERECTION SHALL IMMEDIATELY FOLLOW THE REMOVAL.
- . THE BACKGROUND FOR TYPE E & F SIGNS SHALL BE TYPE C REFLECTIVE SHEETING.
- . SEE ROADWAY PLANS FOR GUARD/GUIDE RAIL DETAILS.

INDEX

SHEET NO.	DESCRIPTION
SIGN-1	TITLE SHEET
SIGN-2	E AND F SHEETS
SIGN-3 TO 6	SIGN DETAIL SHEETS

PLAN PREPARED BY: N.C.D.O.T. SIGNING AND DELINEATION UNIT


RON KING P.E. STATE SIGNING & DELINEATION ENGINEER
SAMUEL D. COLEMAN SIGNING & DELINEATION PROJECT DESIGN ENGINEER



T.I.P.: U-5194

CONTRACT: 202544


401 QUANTITY REQ'D 2



30 X 36
R2-1

ONE "U" POST PER SIGN


406 QUANTITY REQ'D 20



36 X 36 X 36
R1-2

ONE "U" POST PER SIGN


411 QUANTITY REQ'D 1



36 X 36
W9-1 (R)

TWO "U" POSTS PER SIGN


416 QUANTITY REQ'D 8




30 X 30
W2-6

ONE "U" POST PER SIGN


503



1 - 24 X 12




1 - 30 X 24



1 - 24 X 18

ONE "U" POST PER SIGN


402 QUANTITY REQ'D 1



30 X 36
R2-1

ONE "U" POST PER SIGN


407 QUANTITY REQ'D 10



30 X 36
R6-5P

MOUNT BELOW SIGN 406
IN 10 INSTALLATIONS


412 QUANTITY REQ'D 1



30 X 30
R3-7

ONE "U" POST PER SIGN


417 QUANTITY REQ'D 8




24 X 12
W16-17P

MOUNT BELOW SIGN 416
IN 8 INSTALLATIONS

504




1 - 21 X 15



1 - 30 X 24

ONE "U" POST PER SIGN


403 QUANTITY REQ'D 7



24 X 30
R4-7

ONE "U" POST PER SIGN

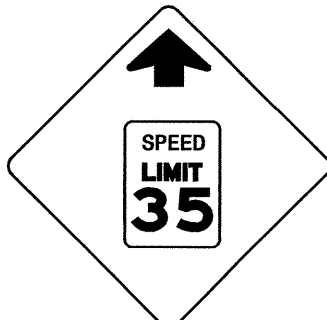
408 QUANTITY REQ'D 4



36 X 36
W3-2a

ONE "U" POST PER SIGN

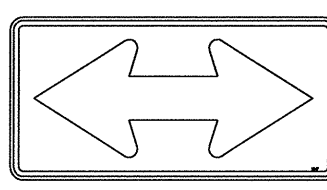
413 QUANTITY REQ'D 1



36 X 36
W3-5

TWO "U" POSTS PER SIGN


418 QUANTITY REQ'D 1




48 X 24
W1-7

TWO "U" POSTS PER SIGN


505




2 - 21 X 15




2 - 30 X 24



2 - 30 X 24




2 - 24 X 18



2 - 24 X 18

MOUNT BELOW SIGN 301
IN 1 INSTALLATIONS


404 QUANTITY REQ'D 7



18 X 18
OM1-3

MOUNT BELOW SIGN 403
IN 7 INSTALLATIONS

409 QUANTITY REQ'D 8




30 X 18
W16-7P

YELLOW/GREEN REFLECTIVE SHEETING

MOUNT BELOW SIGN 410
IN 8 INSTALLATIONS

414 QUANTITY REQ'D 1




30 X 8
S4-3P


YELLOW/GREEN REFLECTIVE SHEETING

MOUNT ABOVE SIGN 402
IN 1 INSTALLATIONS


501



1 - 24 X 12




1 - 30 X 24



1 - 24 X 18

ONE "U" POST PER SIGN


405 QUANTITY REQ'D 12



54 X 18
R6-1 (R)

TWO "U" POSTS PER SIGN

410 QUANTITY REQ'D 8

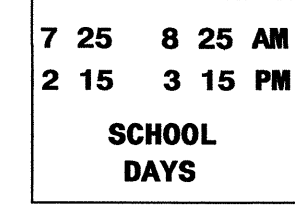


30 X 30
W11-2

YELLOW/GREEN REFLECTIVE SHEETING

ONE "U" POST PER SIGN


415 QUANTITY REQ'D 1




7 25 8 25 AM
2 15 3 15 PM
SCHOOL
DAYS
24 X 24
S4-1a

MOUNT BELOW SIGN 402
IN 1 INSTALLATIONS


502



1 - 24 X 12



1 - 30 X 24



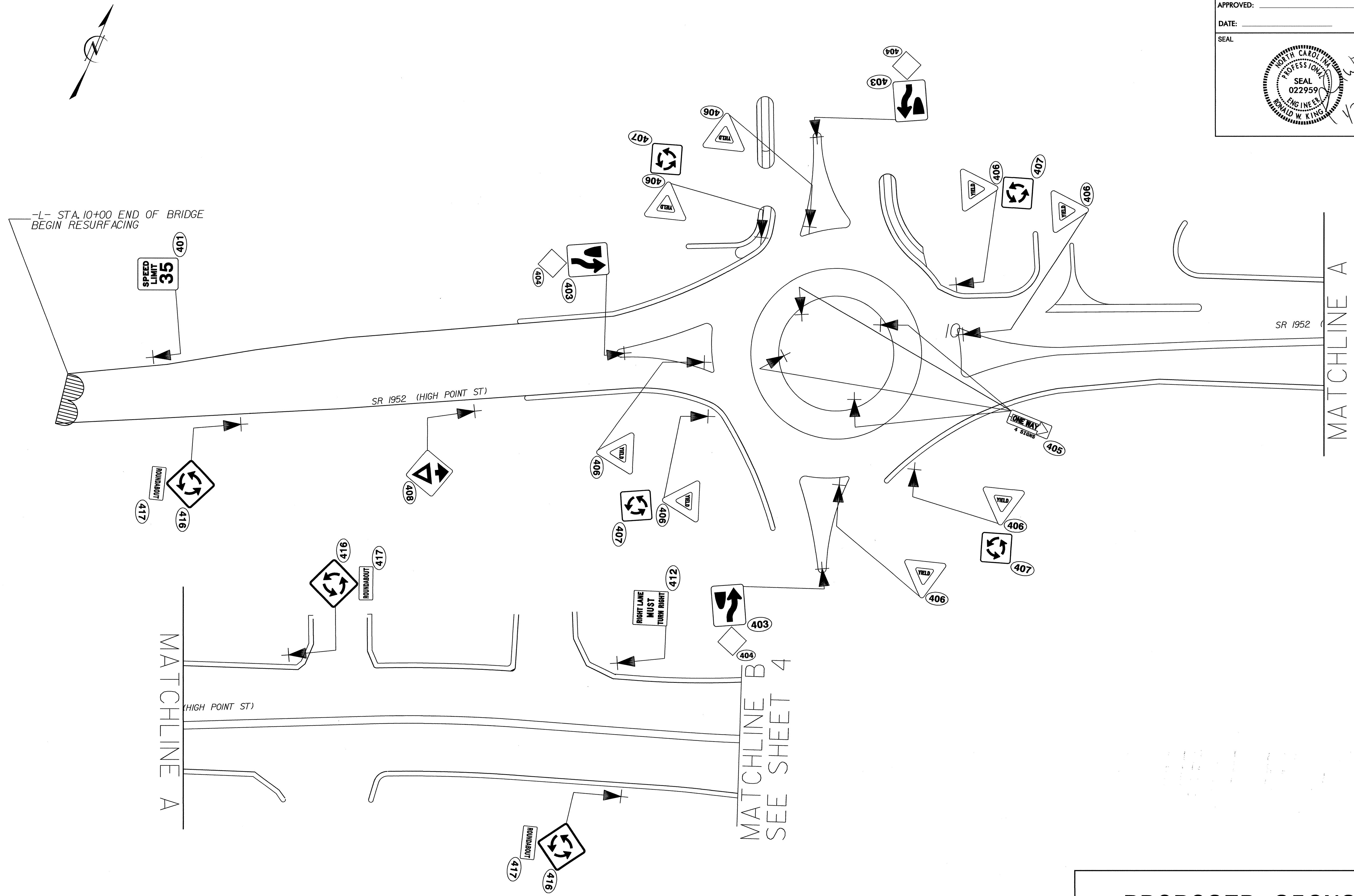
1 - 24 X 18

ONE "U" POST PER SIGN

TYPE "E" & "F" SIGNS

22-Jan-2010 11:46
 S:\Signing\Projects_Group\Signing_U-5194\Engseed.dgn
 scoteman AT TEC22166

TIP NO. U-5194	SHEET NO. SIGN-3
APPROVED: _____	
DATE: _____	
SEAL	



-L- STA. 10+00 END OF BRIDGE
BEGIN RESURFACING

SR 1952 (HIGH POINT ST)

SR 1952

MATCHLINE A

MATCHLINE A

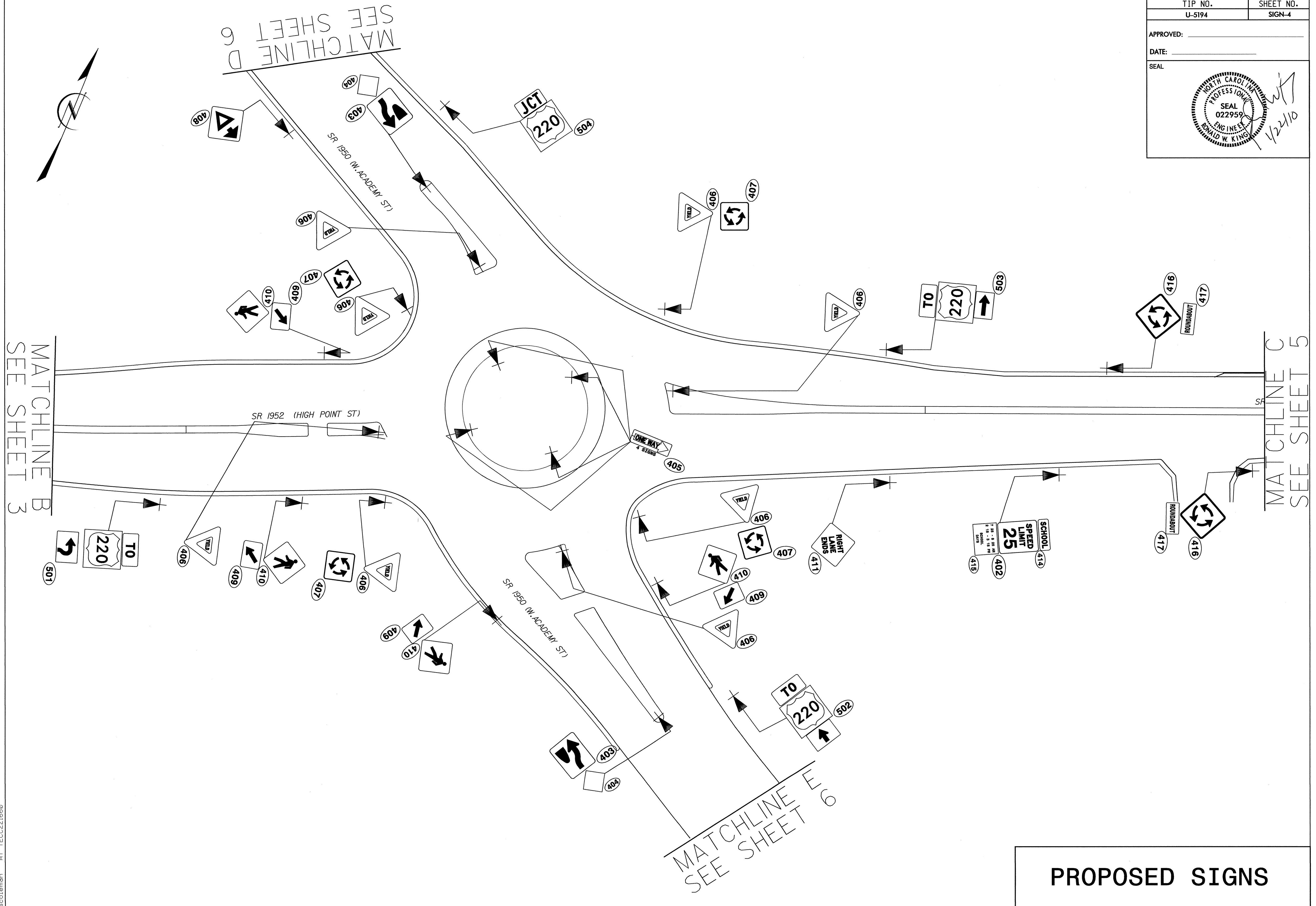
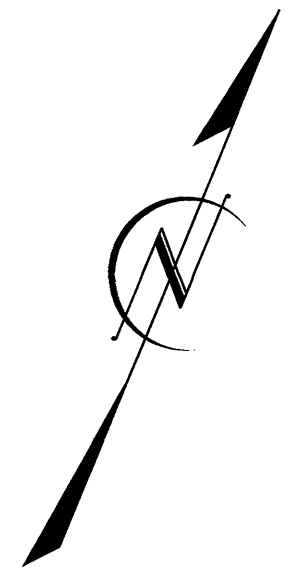
(HIGH POINT ST)

MATCHLINE B
SEE SHEET 4

PROPOSED SIGNS

22-MAY-2010 11:48
 S:\Signing\Copy\Projects\Group\Signing\U-5194\U-5194_Sgn_SGN.stn e.dgn
 AT T:\E\221668
 scoteman

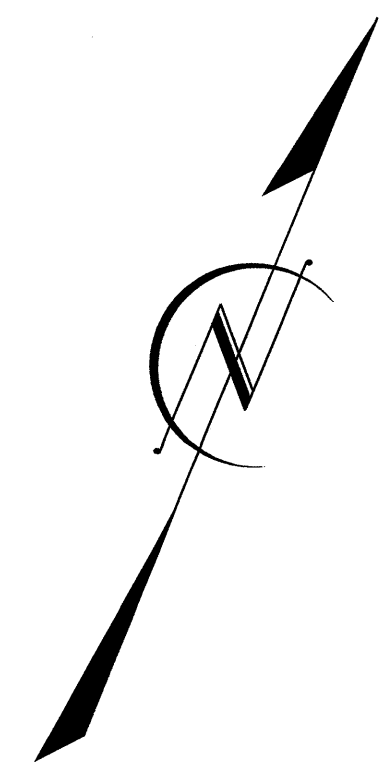
TIP NO. U-5194	SHEET NO. SIGN-4
APPROVED: _____	
DATE: _____	
SEAL	



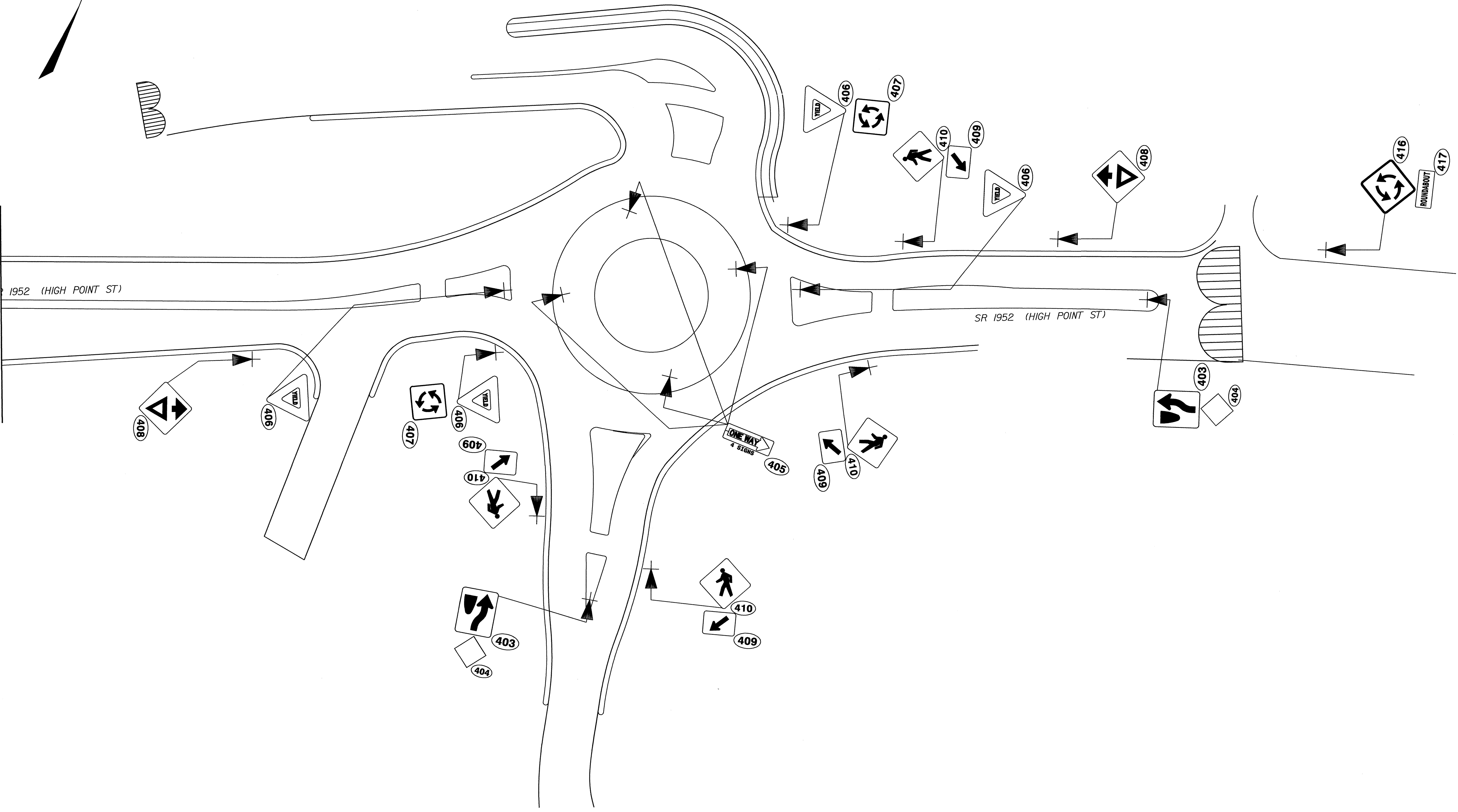
PROPOSED SIGNS

22-JAN-2010 11:49
 S:\Signing\Cap\Projects_Group\Signing\U-5194_U-5194_Sgn-SGN.sgn b.dgn
 scobleman AT TEC221668

TIP NO. U-5194	SHEET NO. SIGN-5
APPROVED: _____	
DATE: _____	
SEAL	



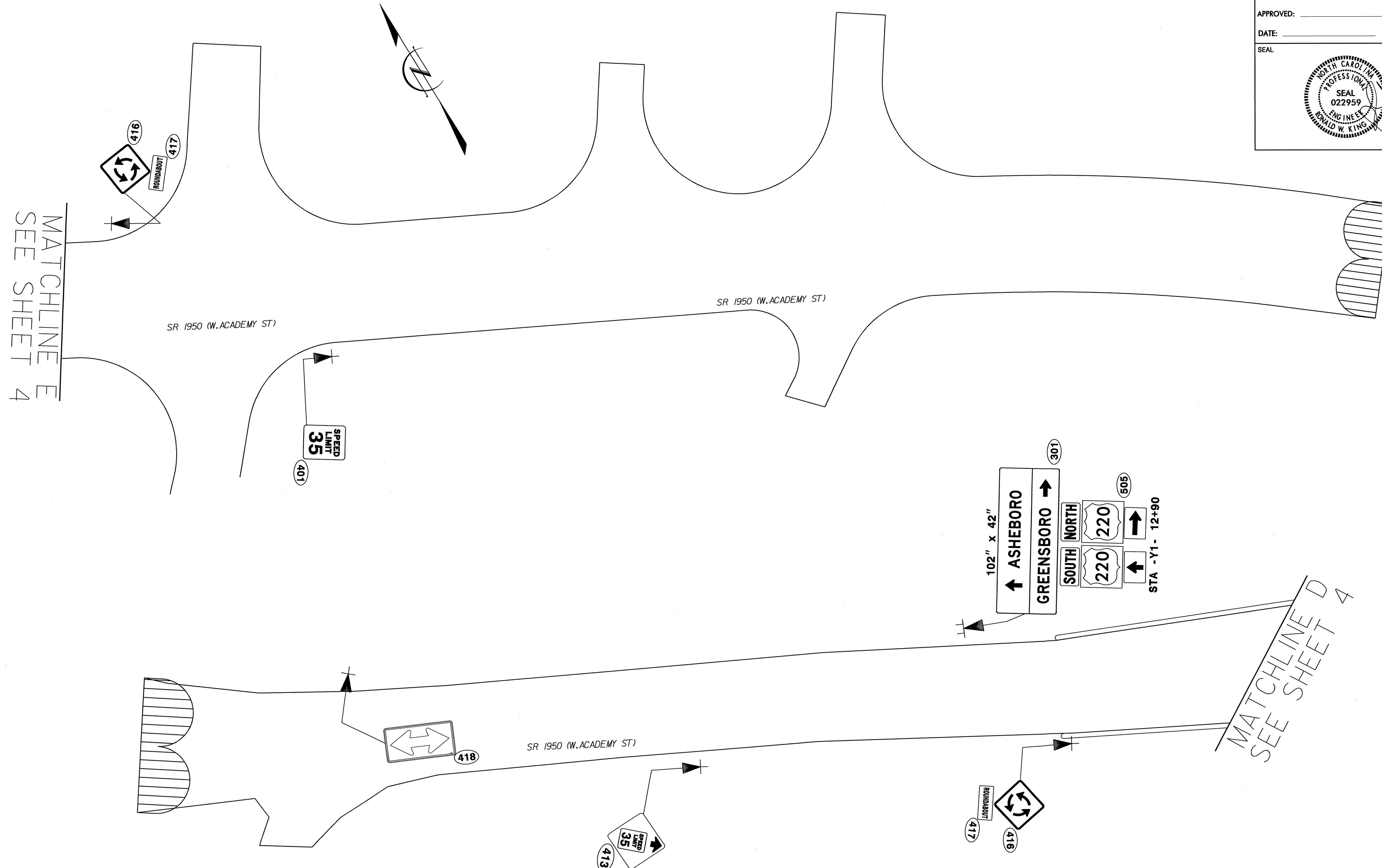

MATCHLINE C
SEE SHEET 4



PROPOSED SIGNS

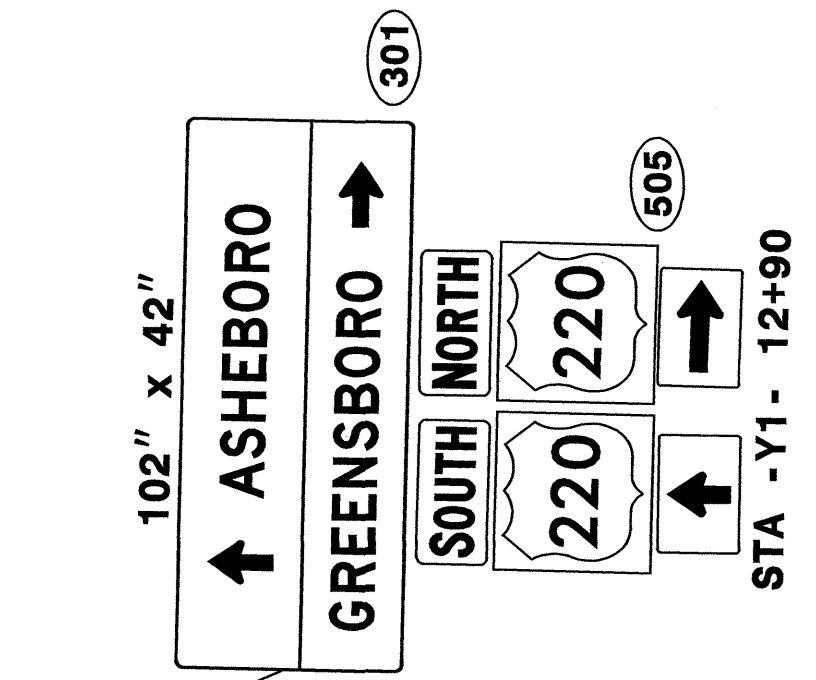
22-MN-2010-1149
 Sign Co. AT
 221660

TIP NO. U-5194	SHEET NO. SIGN-6
APPROVED: _____	
DATE: _____	
SEAL	



MATCHLINE E
SEE SHEET 4

MATCHLINE D
SEE SHEET 4



PROPOSED SIGNS

22-MN-2010-1151
S:\Signing\Projects_Group\Signing\U-5194\U-5194_Sgn_SGN_sgn.d.dgn
scoleman