

**STATE OF NORTH CAROLINA
DEPARTMENT OF TRANSPORTATION**

**SIGNING PLAN
MONTGOMERY COUNTY**

LOCATION: BRIDGE NO. 28 OVER ROCKY CREEK ON NC 109

TIP NO. B-4204	SHEET NO. SIGN-1
APPROVED: _____	
DATE: _____	
SEAL	

T.I.P.: B-4204

CONTRACT: C202327

SUMMARY OF QUANTITIES

ITEM NO.		ITEM DESCRIPTION	QUANTITY	UNIT
DESC. NO.	SECT. NO.			
4072000000	903	SUPPORTS, 3 LB STEEL U-CHANNEL.....	210	L.F.
4096000000	904	SIGN ERECTION, TYPE D.....	2	EA.
4102000000	904	SIGN ERECTION, TYPE E.....	11	EA.
4108000000	904	SIGN ERECTION, TYPE F.....	1	EA.
4155000000	907	DISPOSAL OF SIGN SYSTEM, U-CHANNEL.....	9	EA.

GENERAL NOTES

- . SIGNS FURNISHED BY STATE
- . ALL TYPE 'D' SIGNS SHALL BE MOUNTED ON TWO U-CHANNEL POSTS UNLESS OTHERWISE INDICATED ON THE PLANS.
- . IF REMOVAL OR RELOCATION OF SIGNS ON PRIVATE STREET (NON-STATE MAINTAINED) IS REQUIRED DUE TO CONSTRUCTION, THE CONTRACTOR SHALL INFORM THE ENGINEER. THE WORK WILL BE COMPLETED BY OTHERS.
- . SIGNING PLANS DO NOT INCLUDE TEMPORARY CONSTRUCTION SIGNING OR PAVEMENT MARKINGS. SEE TRAFFIC CONTROL PLANS.
- . WHEN NOT STATIONED OR DIMENSIONED ON PLANS, ALL 'E' AND 'F' SIGNS SHALL BE FIELD LOCATED BY THE ENGINEER
- . ALL EXISTING SIGNS ON "U" CHANNEL POST WITHIN THE PROJECT LIMITS SHALL BE REMOVED AND DISPOSED OF UNLESS OTHERWISE NOTED ON PLANS.
- . WHEN EXISTING SIGNS ARE REMOVED AND INSTALLED ON NEW SUPPORTS, THE RE-ERECTION SHALL IMMEDIATELY FOLLOW THE REMOVAL.
- . THE BACKGROUND FOR TYPE E & F SIGNS SHALL BE TYPE C REFLECTIVE SHEETING.
- . SEE ROADWAY PLANS FOR GUARD/GUIDE RAIL DETAILS.

ROADWAY STANDARD DRAWING

THE FOLLOWING ROADWAY STANDARDS AS APPEAR IN "ROADWAY STANDARD DRAWINGS" - PROJECT SERVICES UNIT - N.C. DEPARTMENT OF TRANSPORTATION - RALEIGH, N.C., DATED JULY 2006 ARE APPLICABLE TO THIS PROJECT AND BY REFERENCE HEREBY ARE CONSIDERED A PART OF THESE PLANS:

STD. NO.	TITLE
904.50	MOUNTING OF TYPE 'D', 'E' AND 'F' SIGNS ON 'U' CHANNEL POSTS
905.10	LIGHTING SYSTEM FOR OVERHEAD SIGN ASSEMBLIES

PLAN PREPARED BY: N.C.D.O.T. SIGNING AND DELINEATION UNIT

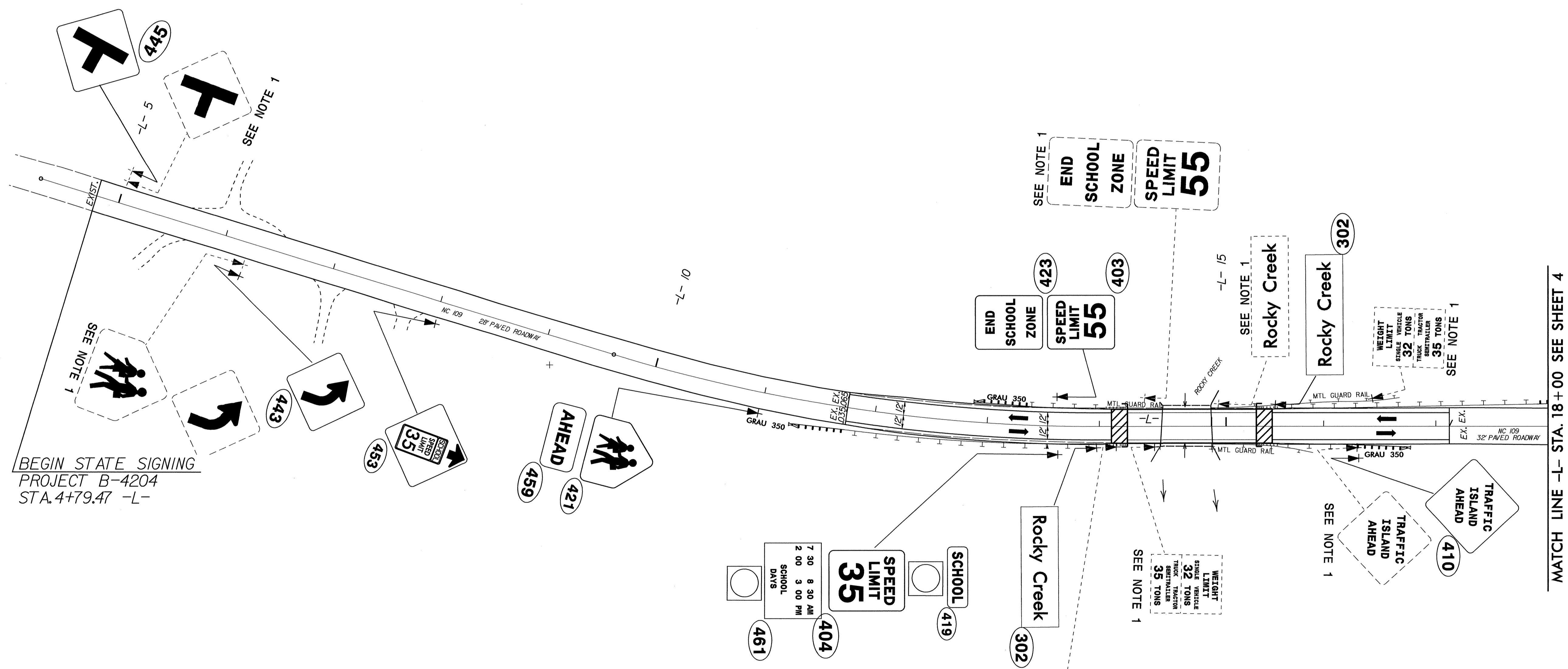
R.W. KING, P.E. STATE SIGNING & DELINEATION ENGINEER
S.W. JOHNS SIGNING & DELINEATION DESIGN ENGINEER

INDEX

SHEET NO.	DESCRIPTION
SIGN-1	SUMMARY OF QUANTITIES & NOTES
SIGN-2	"D" & "E" SHEET
SIGN-3-4	SIGN DETAIL SHEET

TIP NO. B-4204	SHEET NO. SIGN-3
APPROVED: _____	
DATE: _____	
SEAL	

10/28/09



BEGIN STATE SIGNING
PROJECT B-4204
STA. 4+79.47 -L-


PAY ITEM NOTES	
1	DISPOSAL OF SIGN SYSTEM, U-CHANNEL

PROPOSED & EXISTING SIGNS
STA. 4+79.47 -L- TO STA. 18+00-L-
NC 109

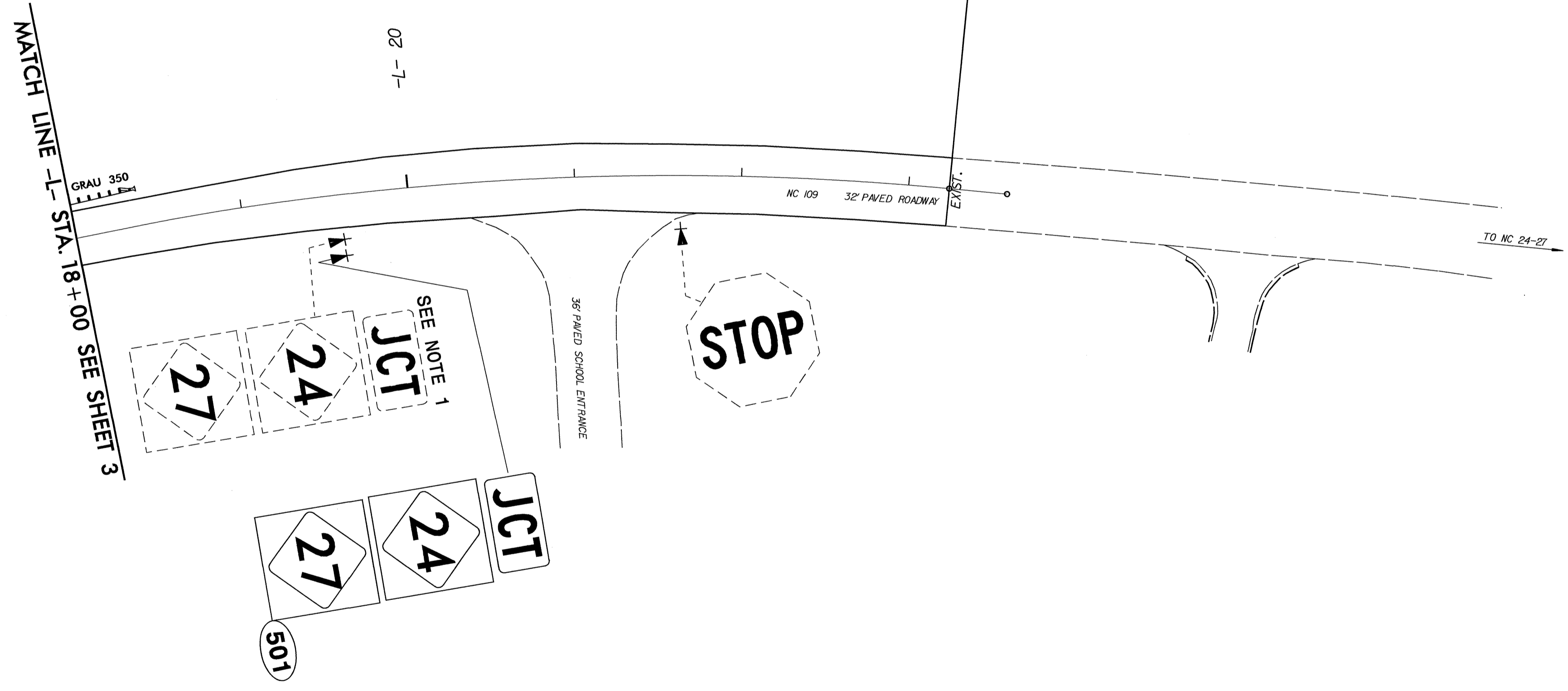
27-OCT-2009 10:45
 p:\p\proj\lect\p\4204\tr\office\signing\CADD\Signing_Layout_Plans\Signing_Nb4204_rdy-1.psh04.dgn
 s.johns AT TELCC221642

MATCH LINE -L- STA. 18+00 SEE SHEET 4

TIP NO. B-4204	SHEET NO. SIGN-4
APPROVED: _____	
DATE: _____	
SEAL	



END STATE SIGNING PROJECT
B-4204 -L- STA.23+24.25



PAY ITEM NOTES	
1	DISPOSAL OF SIGN SYSTEM, U-CHANNEL

PROPOSED & EXISTING SIGNS
STA.18+00-L- TO STA.23+24.25 -L-
NC 109

27 OCT 2009 08:13 s:\proj\4204\traffic\signing\cadd\signing\layout\plans\signing\b4204_r.dwg...psd05.dgn