

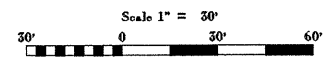
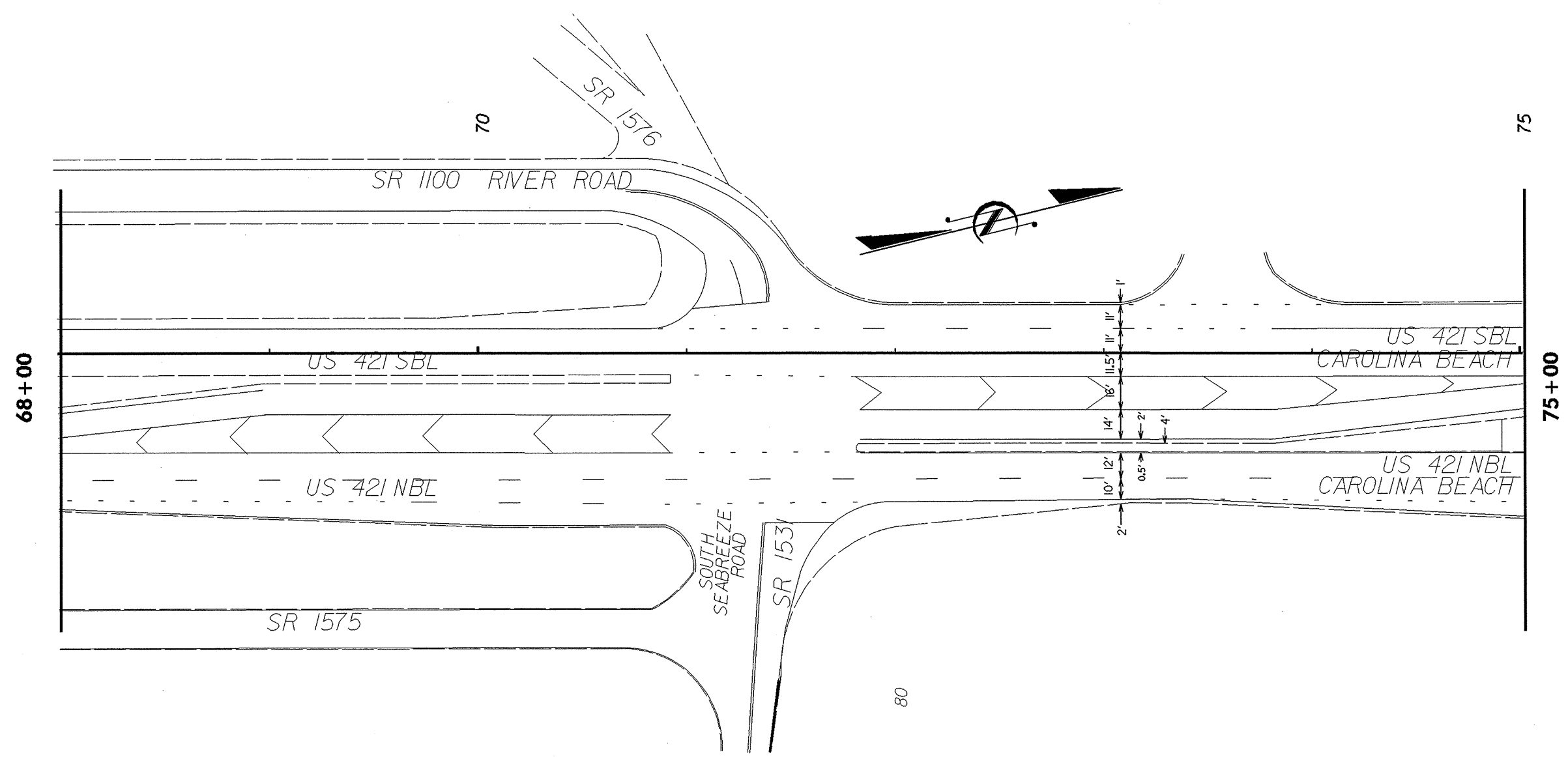
DIVISION OF HIGHWAYS  
STATE OF NORTH CAROLINA




*Charles A. Schoon*  
DIVISION DESIGN ENGINEER

REVISIONS

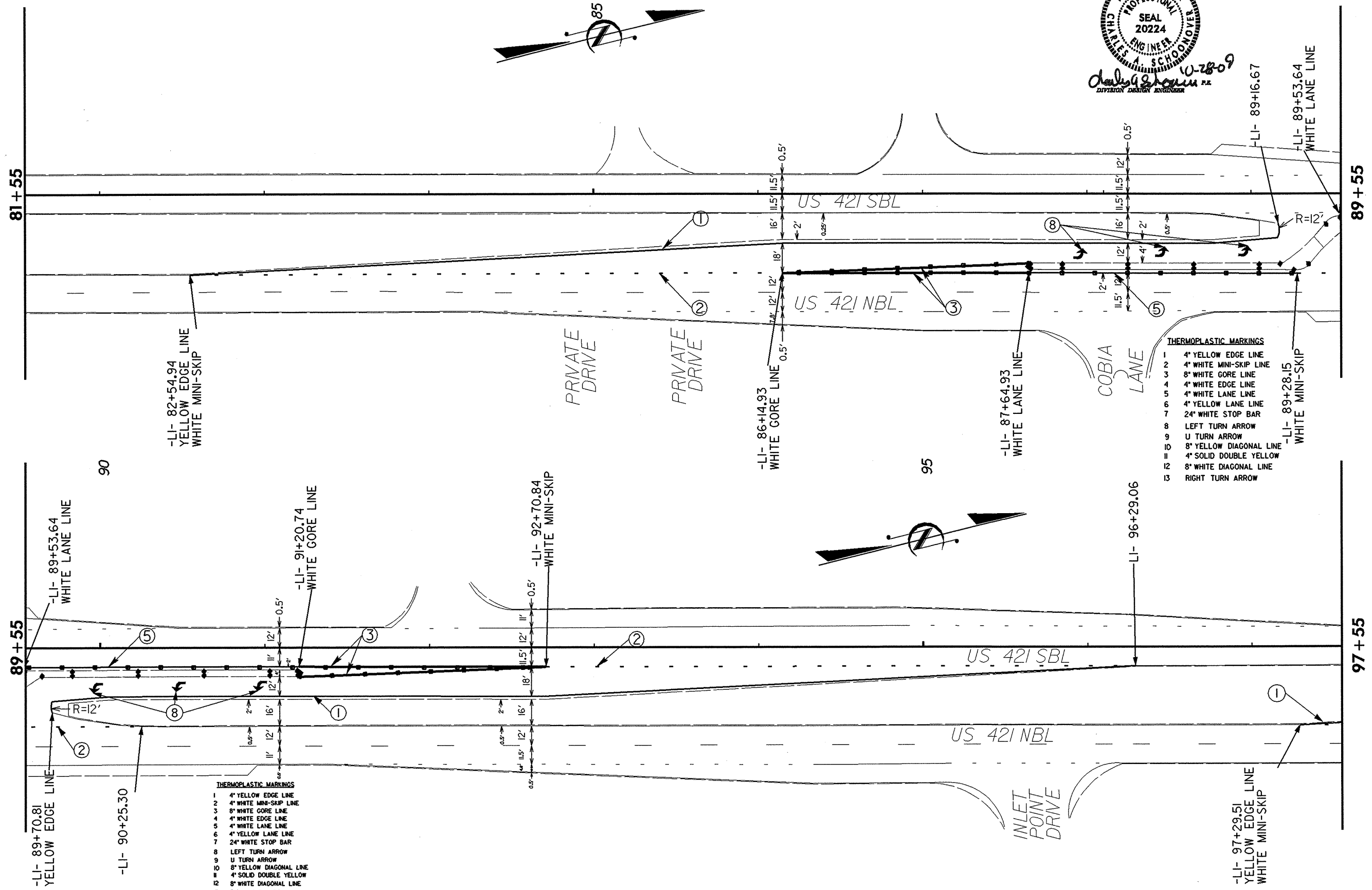
23-OCT-2009 09:14  
 C:\rd\atbree\ng#\h3p0v56\88r\rdor atgrade\closures.us421\_ncl32\421\_horn rd\ dgn\ final numbered plan sheets\PM\_1.dgn  
 8/17/99



DIVISION OF HIGHWAYS  
STATE OF NORTH CAROLINA

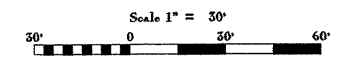


23-OCT-2009 09:45  
 r:\rdy\three\new\30395\30395.dwg  
 a:\30395\30395.dwg  
 8/17/99  
 REVISIONS  
 23-OCT-2009 09:45  
 r:\rdy\three\new\30395\30395.dwg  
 a:\30395\30395.dwg  
 closures.us421.ncl32\421\_horn rd\dwg\final numbered plan sheets\PM\_2.dgn




- THERMOPLASTIC MARKINGS**
- 1 4" YELLOW EDGE LINE
  - 2 4" WHITE MINI-SKIP LINE
  - 3 8" WHITE GORE LINE
  - 4 4" WHITE EDGE LINE
  - 5 4" WHITE LANE LINE
  - 6 4" YELLOW LANE LINE
  - 7 24" WHITE STOP BAR
  - 8 LEFT TURN ARROW
  - 9 U TURN ARROW
  - 10 8" YELLOW DIAGONAL LINE
  - 11 4" SOLID DOUBLE YELLOW
  - 12 8" WHITE DIAGONAL LINE
  - 13 RIGHT TURN ARROW

- THERMOPLASTIC MARKINGS**
- 1 4" YELLOW EDGE LINE
  - 2 4" WHITE MINI-SKIP LINE
  - 3 8" WHITE GORE LINE
  - 4 4" WHITE EDGE LINE
  - 5 4" WHITE LANE LINE
  - 6 4" YELLOW LANE LINE
  - 7 24" WHITE STOP BAR
  - 8 LEFT TURN ARROW
  - 9 U TURN ARROW
  - 10 8" YELLOW DIAGONAL LINE
  - 11 4" SOLID DOUBLE YELLOW
  - 12 8" WHITE DIAGONAL LINE
  - 13 RIGHT TURN ARROW



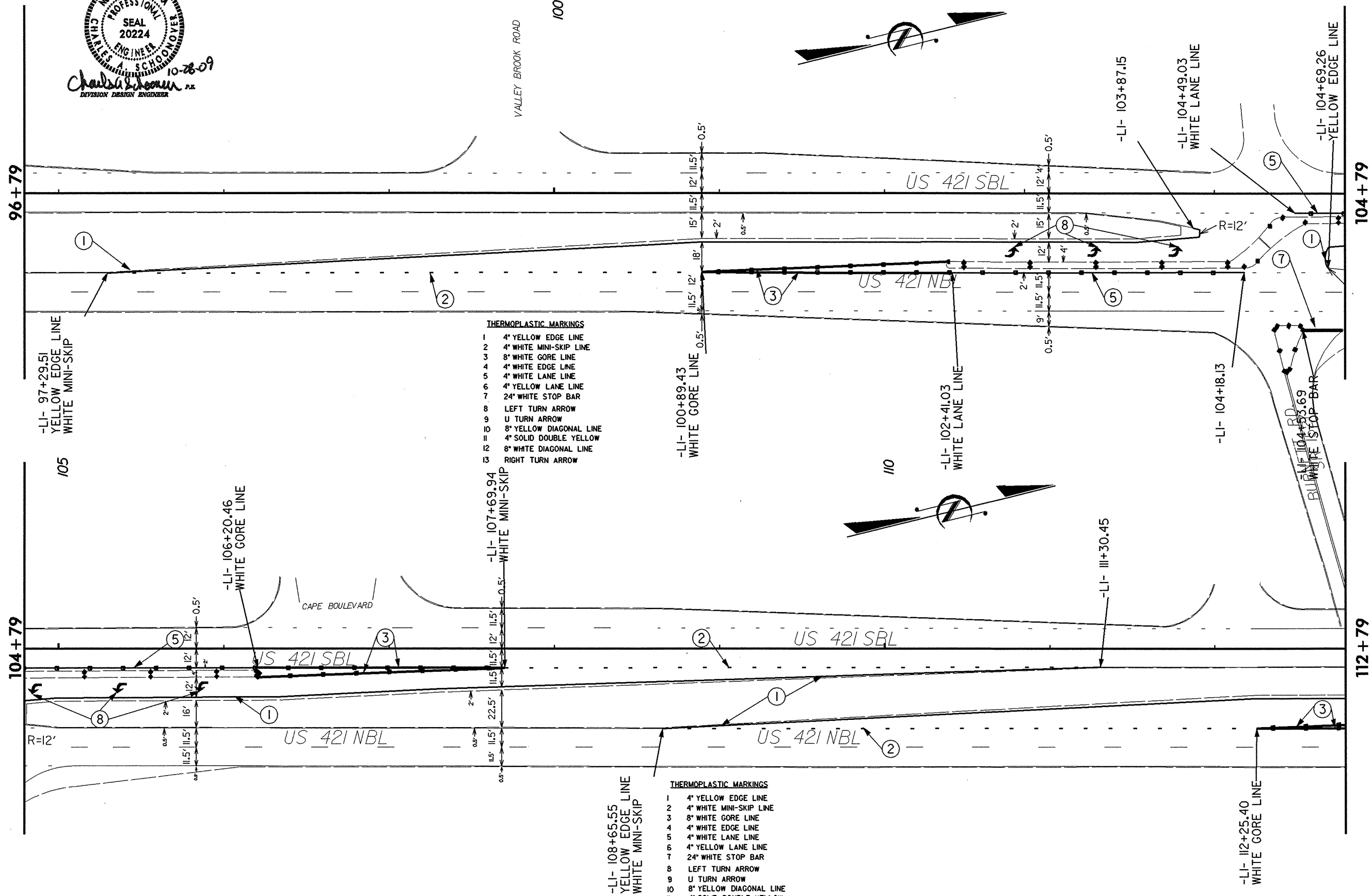
DIVISION OF HIGHWAYS  
STATE OF NORTH CAROLINA



8/17/99

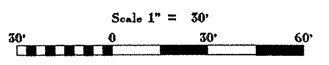
REVISIONS

23 OCT 2009 09:16  
R:\ch\421\421.dwg  
h:\projects\421\421.dwg  
resources.us421\421.horrn\_rdv\dgn\Final numbered plan sheets\PM\_3.dgn

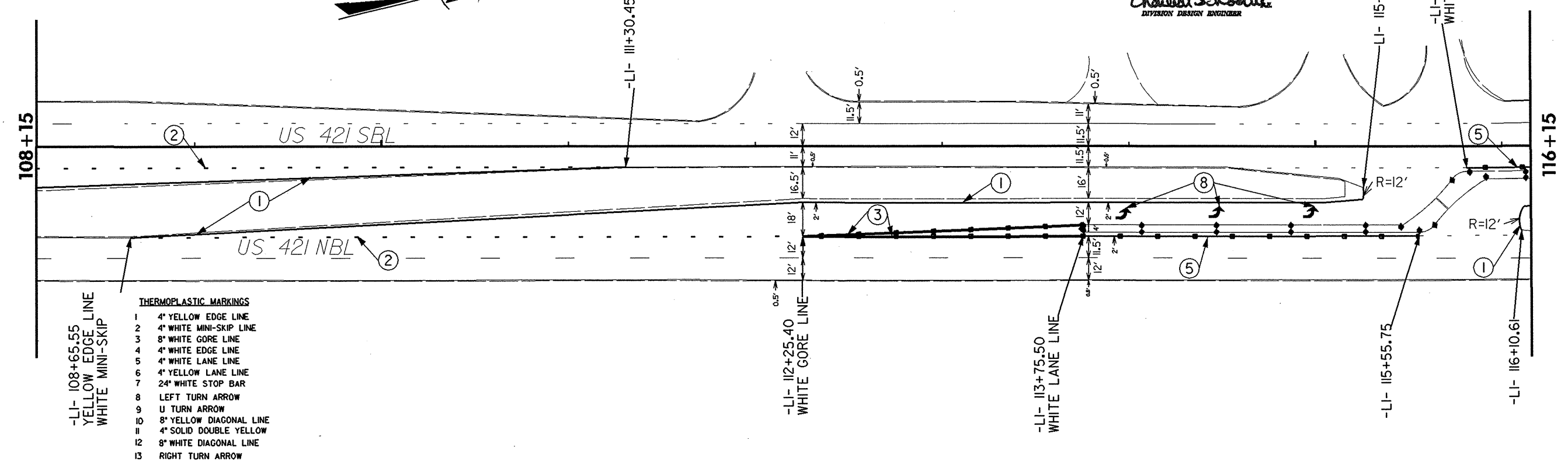


- THERMOPLASTIC MARKINGS**
- 1 4" YELLOW EDGE LINE
  - 2 4" WHITE MINI-SKIP LINE
  - 3 8" WHITE GORE LINE
  - 4 4" WHITE EDGE LINE
  - 5 4" WHITE LANE LINE
  - 6 4" YELLOW LANE LINE
  - 7 24" WHITE STOP BAR
  - 8 LEFT TURN ARROW
  - 9 U TURN ARROW
  - 10 8" YELLOW DIAGONAL LINE
  - 11 4" SOLID DOUBLE YELLOW
  - 12 8" WHITE DIAGONAL LINE
  - 13 RIGHT TURN ARROW

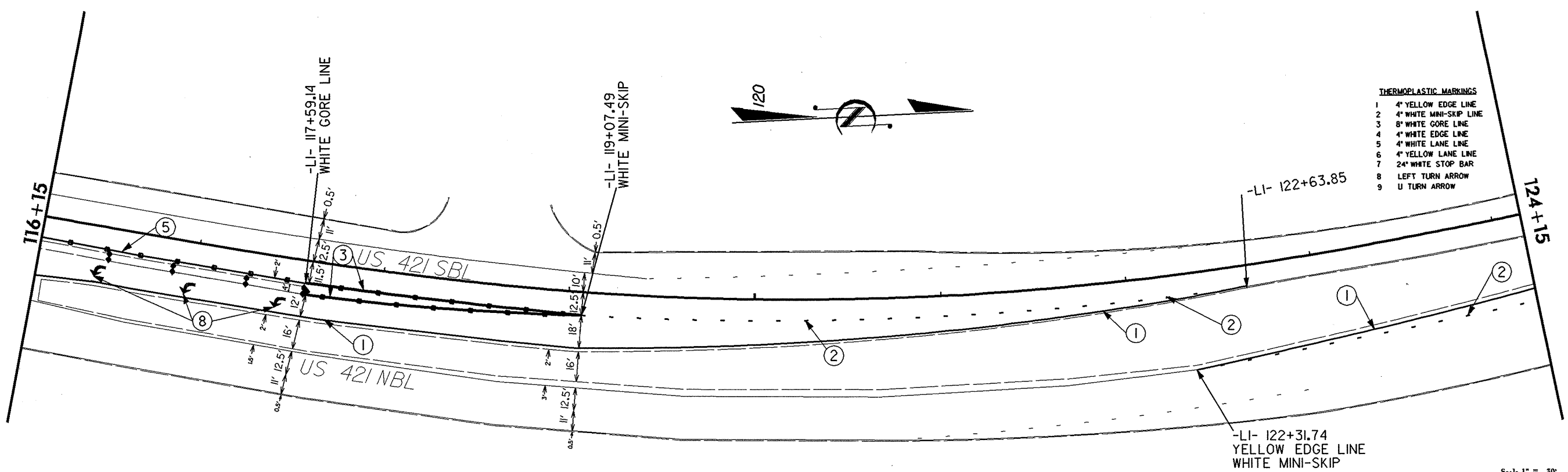

- THERMOPLASTIC MARKINGS**
- 1 4" YELLOW EDGE LINE
  - 2 4" WHITE MINI-SKIP LINE
  - 3 8" WHITE GORE LINE
  - 4 4" WHITE EDGE LINE
  - 5 4" WHITE LANE LINE
  - 6 4" YELLOW LANE LINE
  - 7 24" WHITE STOP BAR
  - 8 LEFT TURN ARROW
  - 9 U TURN ARROW
  - 10 8" YELLOW DIAGONAL LINE
  - 11 4" SOLID DOUBLE YELLOW
  - 12 8" WHITE DIAGONAL LINE
  - 13 RIGHT TURN ARROW



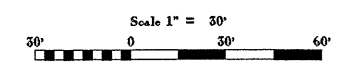
DIVISION OF HIGHWAYS  
STATE OF NORTH CAROLINA



- THERMOPLASTIC MARKINGS**
- 1 4" YELLOW EDGE LINE
  - 2 4" WHITE MINI-SKIP LINE
  - 3 8" WHITE GORE LINE
  - 4 4" WHITE EDGE LINE
  - 5 4" WHITE LANE LINE
  - 6 4" YELLOW LANE LINE
  - 7 24" WHITE STOP BAR
  - 8 LEFT TURN ARROW
  - 9 U TURN ARROW
  - 10 8" YELLOW DIAGONAL LINE
  - 11 4" SOLID DOUBLE YELLOW
  - 12 8" WHITE DIAGONAL LINE
  - 13 RIGHT TURN ARROW
- LI- 108+65.55  
YELLOW EDGE LINE  
WHITE MINI-SKIP



- THERMOPLASTIC MARKINGS**
- 1 4" YELLOW EDGE LINE
  - 2 4" WHITE MINI-SKIP LINE
  - 3 8" WHITE GORE LINE
  - 4 4" WHITE EDGE LINE
  - 5 4" WHITE LANE LINE
  - 6 4" YELLOW LANE LINE
  - 7 24" WHITE STOP BAR
  - 8 LEFT TURN ARROW
  - 9 U TURN ARROW



REVISIONS

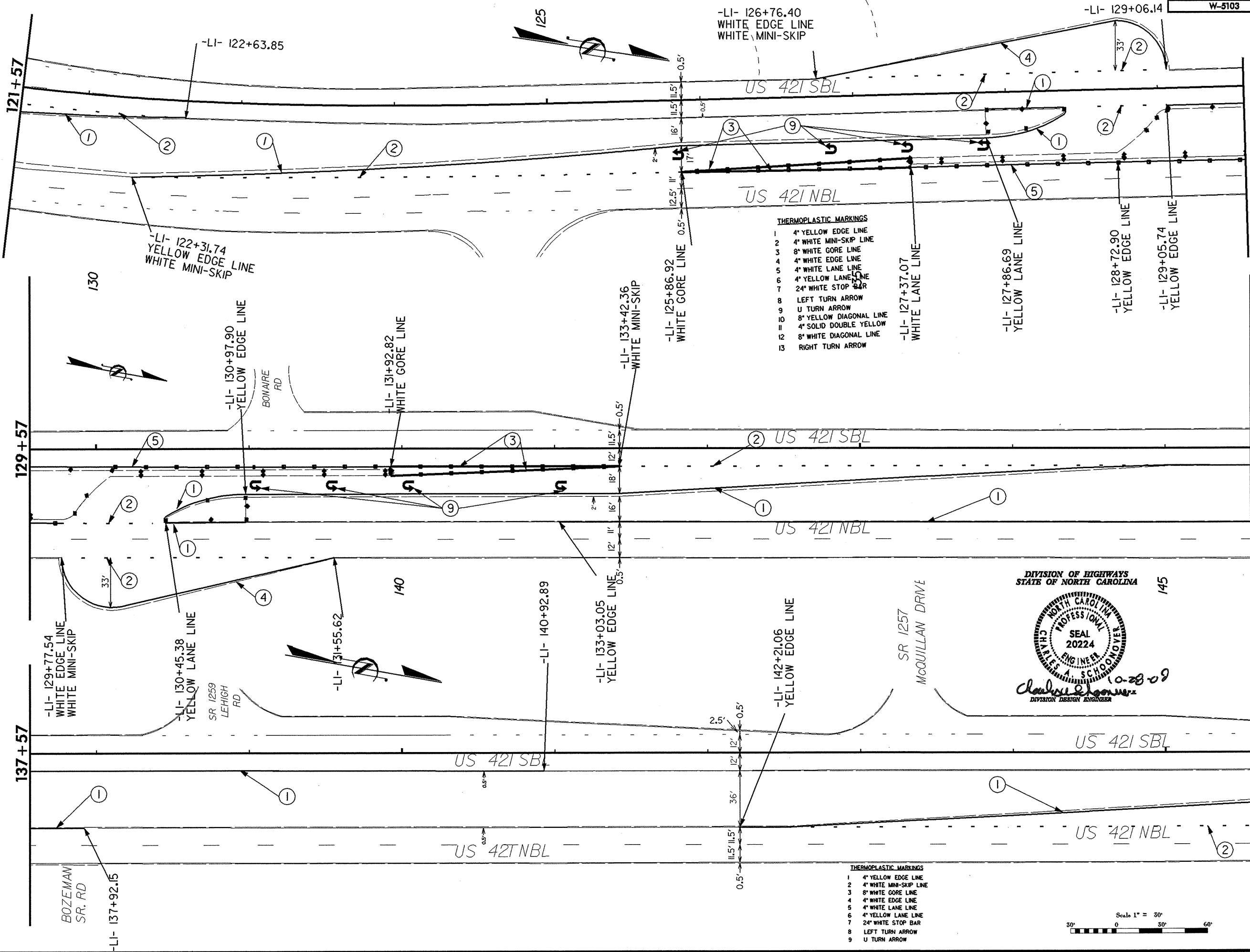
8/17/99

23-DCT-2009 09a16  
r:\rdy\dtree\new\102009\102009.dwg  
c:\projects\102009\102009.dwg  
plotmode: plosures-us421-ncl32-v421-horn rd\dwg\final numbered plan sheets\PM\_4.dgn  
otgrade

8/17/99

REVISIONS

23-OCT-2009 09:17  
 r:\rdy\dtbree\new\p00055189\rdor\atgrade\posures-us421-ncl32\421-horr\_r\dgn\final\numbered\plan\sheet\PM\_5.dgn



- THERMOPLASTIC MARKINGS**
- 1 4" YELLOW EDGE LINE
  - 2 4" WHITE MINI-SKIP LINE
  - 3 8" WHITE GORE LINE
  - 4 4" WHITE EDGE LINE
  - 5 4" WHITE LANE LINE
  - 6 4" YELLOW LANE LINE
  - 7 24" WHITE STOP BAR
  - 8 LEFT TURN ARROW
  - 9 U TURN ARROW
  - 10 8" YELLOW DIAGONAL LINE
  - 11 4" SOLID DOUBLE YELLOW
  - 12 8" WHITE DIAGONAL LINE
  - 13 RIGHT TURN ARROW

DIVISION OF HIGHWAYS  
 STATE OF NORTH CAROLINA

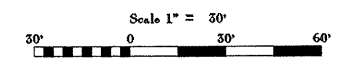
145

SEAL  
 20224

CHARLES A. SCHOONOVER  
 ENGINEER  
 10-28-09

Division Design Engineer

- THERMOPLASTIC MARKINGS**
- 1 4" YELLOW EDGE LINE
  - 2 4" WHITE MINI-SKIP LINE
  - 3 8" WHITE GORE LINE
  - 4 4" WHITE EDGE LINE
  - 5 4" WHITE LANE LINE
  - 6 4" YELLOW LANE LINE
  - 7 24" WHITE STOP BAR
  - 8 LEFT TURN ARROW
  - 9 U TURN ARROW



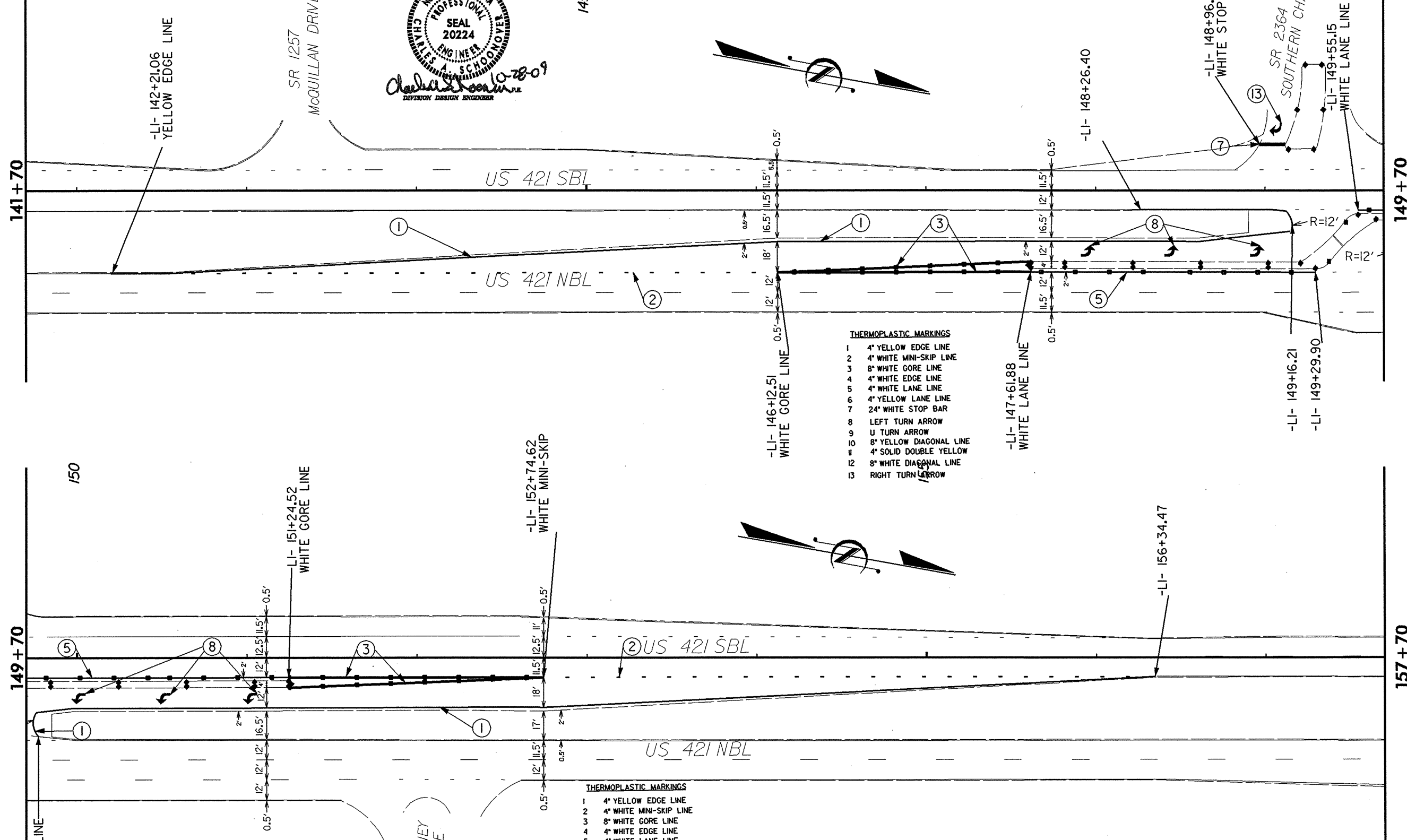

DIVISION OF HIGHWAYS  
STATE OF NORTH CAROLINA



145

SR 1257  
MCQUILLAN DRIVE

*Charles A. Schoonover*  
DIVISION DESIGN ENGINEER

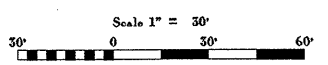


**THERMOPLASTIC MARKINGS**

1	4" YELLOW EDGE LINE
2	4" WHITE MINI-SKIP LINE
3	8" WHITE GORE LINE
4	4" WHITE EDGE LINE
5	4" WHITE LANE LINE
6	4" YELLOW LANE LINE
7	24" WHITE STOP BAR
8	LEFT TURN ARROW
9	U TURN ARROW
10	8" YELLOW DIAGONAL LINE
11	4" SOLID DOUBLE YELLOW
12	8" WHITE DIAGONAL LINE
13	RIGHT TURN ARROW

**THERMOPLASTIC MARKINGS**


1	4" YELLOW EDGE LINE
2	4" WHITE MINI-SKIP LINE
3	8" WHITE GORE LINE
4	4" WHITE EDGE LINE
5	4" WHITE LANE LINE
6	4" YELLOW LANE LINE
7	24" WHITE STOP BAR
8	LEFT TURN ARROW
9	U TURN ARROW
10	8" YELLOW DIAGONAL LINE
11	4" SOLID DOUBLE YELLOW
12	8" WHITE DIAGONAL LINE
13	RIGHT TURN ARROW



REVISIONS

23-OCT-2009 09:18  
 r:\v\j\three\new\p00055\8991dor atgrade closures-us421-ncl32\421\_horn rd\dgm\final numbered plan sheets\PM\_6.dgn  
 8/17/99

DIVISION OF HIGHWAYS  
STATE OF NORTH CAROLINA



163+21

171+21

171+21

179+21

- THERMOPLASTIC MARKINGS**
- 1 4" YELLOW EDGE LINE
  - 2 4" WHITE MINI-SKIP LINE
  - 3 8" WHITE GORE LINE
  - 4 4" WHITE EDGE LINE
  - 5 4" WHITE LANE LINE
  - 6 4" YELLOW LANE LINE
  - 7 24" WHITE STOP BAR
  - 8 LEFT TURN ARROW
  - 9 U TURN ARROW
  - 10 8" YELLOW DIAGONAL LINE
  - 11 4" SOLID DOUBLE YELLOW
  - 12 8" WHITE DIAGONAL LINE
  - 13 RIGHT TURN ARROW

-LI- 163+71.34  
YELLOW EDGE LINE  
WHITE MINI-SKIP

-LI- 172+33.19  
WHITE GORE LINE

-LI- 173+83.12  
WHITE MINI-SKIP

-LI- 167+31.41  
WHITE GORE LINE


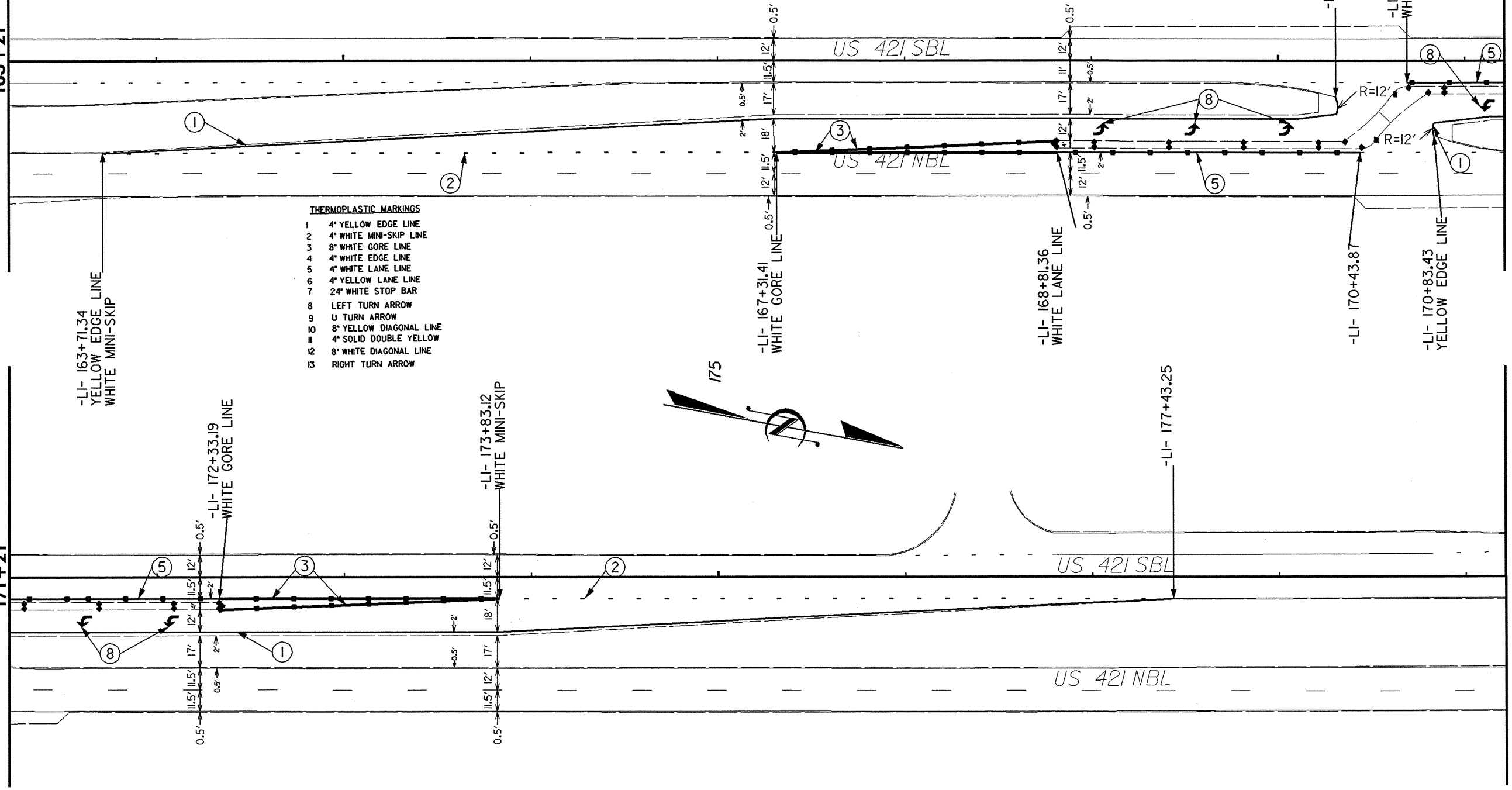
-LI- 168+81.36  
WHITE LANE LINE

-LI- 170+43.87

-LI- 170+83.43  
YELLOW EDGE LINE

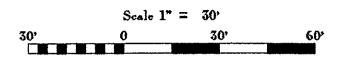
-LI- 170+30.68

-LI- 170+69.13  
WHITE LANE LINE



REVISIONS

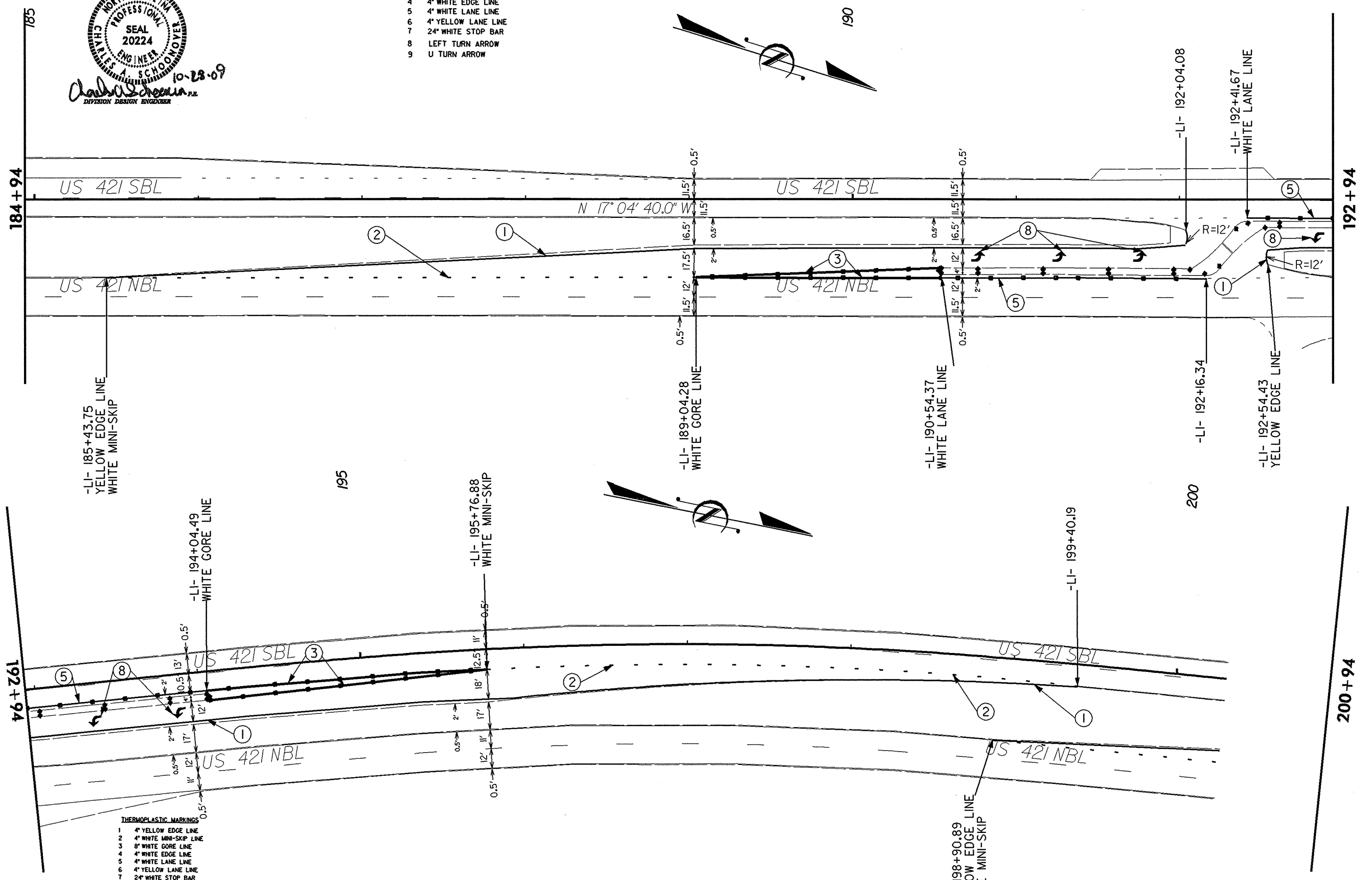
23-001-2009 09:19  
r:\vtd\three\new\101123\338\crtdor\atgrade\closures.us421.nc132\421\_horn\_r\dgn\final numbered plan sheets\PM\_7.dgn  
8/17/99



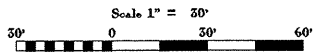
DIVISION OF HIGHWAYS  
STATE OF NORTH CAROLINA



- THERMOPLASTIC MARKINGS**
- 1 4" YELLOW EDGE LINE
  - 2 4" WHITE MINI-SKIP LINE
  - 3 8" WHITE GORE LINE
  - 4 4" WHITE EDGE LINE
  - 5 4" WHITE LANE LINE
  - 6 4" YELLOW LANE LINE
  - 7 24" WHITE STOP BAR
  - 8 LEFT TURN ARROW
  - 9 U TURN ARROW



- THERMOPLASTIC MARKINGS**
- 1 4" YELLOW EDGE LINE
  - 2 4" WHITE MINI-SKIP LINE
  - 3 8" WHITE GORE LINE
  - 4 4" WHITE EDGE LINE
  - 5 4" WHITE LANE LINE
  - 6 4" YELLOW LANE LINE
  - 7 24" WHITE STOP BAR
  - 8 LEFT TURN ARROW
  - 9 U TURN ARROW
  - 10 8" YELLOW DIAGONAL LINE
  - 11 4" SOLID DOUBLE YELLOW
  - 12 8" WHITE DIAGONAL LINE
  - 13 RIGHT TURN ARROW



REVISIONS

23-OCT-2009 09:19  
 r:\rdy\chree\new\hwy0005\3030\corridor atgrade\closures-us421-nc132\421-horn rd\dgm\final numbered plan sheets\PM\_8.dgn  
 8/17/99

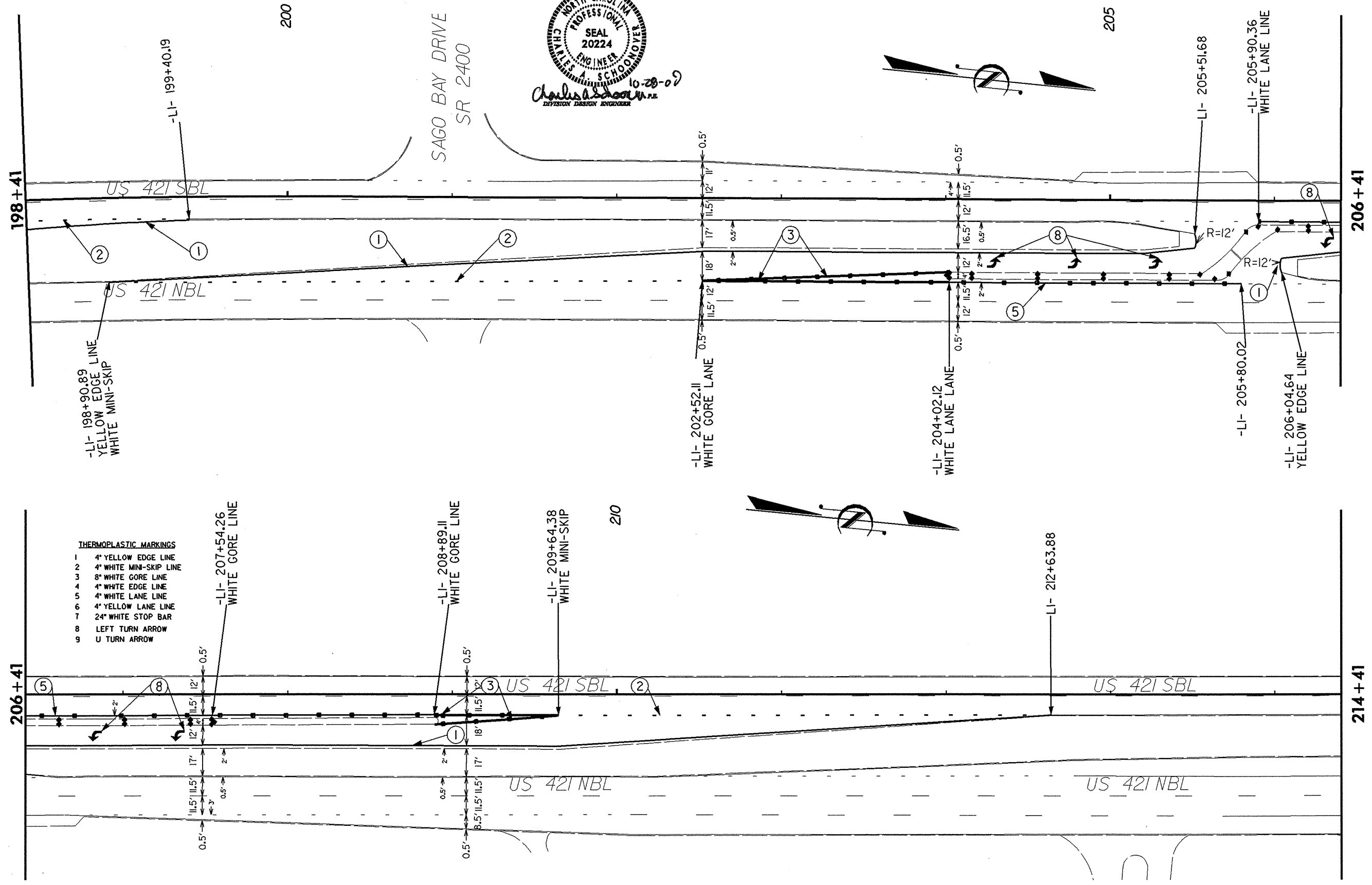



DIVISION OF HIGHWAYS  
STATE OF NORTH CAROLINA

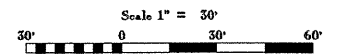


10-28-09

SAGO BAY DRIVE  
SR 2400



- THERMOPLASTIC MARKINGS**
- 1 4" YELLOW EDGE LINE
  - 2 4" WHITE MINI-SKIP LINE
  - 3 8" WHITE GORE LINE
  - 4 4" WHITE EDGE LINE
  - 5 4" WHITE LANE LINE
  - 6 4" YELLOW LANE LINE
  - 7 24" WHITE STOP BAR
  - 8 LEFT TURN ARROW
  - 9 U TURN ARROW



REVISIONS

23-OCT-2009 09:20  
r:\vtd\three\new\p00055\989r1.dwg at grade closures-us421.nc\32\421\_horn rd\dm\final numbered plan sheets\PM\_9.dgn

8/17/99

DIVISION OF HIGHWAYS  
STATE OF NORTH CAROLINA

  
 Charles A. Schoonover  
 10-28-09  
 DIVISION DESIGN ENGINEER

ASHLEY HIGH SCHOOL

HALYBURTON  
MEMORIAL  
PARKWAY  
SR 2566

220

AIR STRIP

PILOTS RIDGE ROAD  
SR 2403

215+10

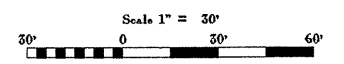
223+48

US 421 SBL

US 421 NBL

CVS PHARMACY


GAS STATION



REVISIONS

8/17/99

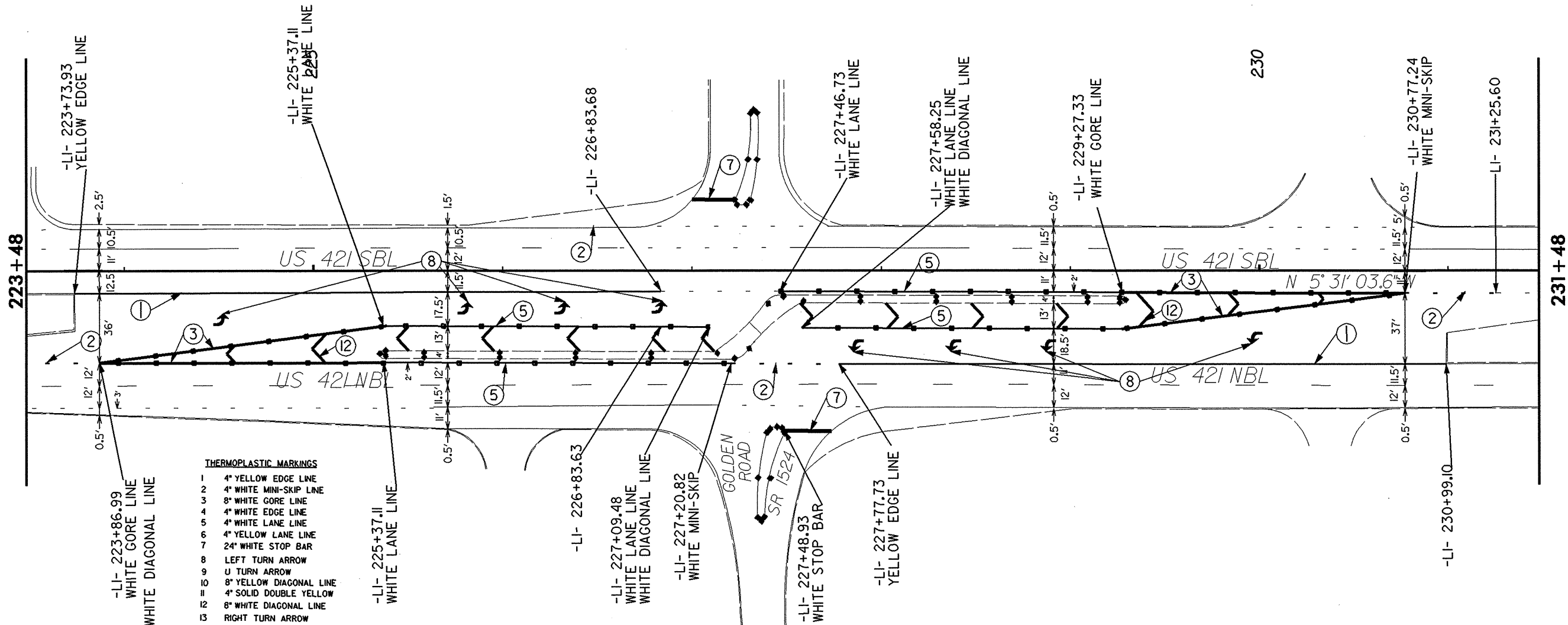
23-OCT-2009 09:21  
 r:\vd\tdhree\ngw\h00over\0909rtdor atgrade p\osures-us421-ncl32\421\_horn\_r\dgm\final numbered plan sheets\PM\_10.dgn  
 11/18/2009 10:33



Charles A. Schoenly P.E.  
DIVISION DESIGN ENGINEER  
10-28-09

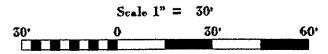
REVISIONS

23-OCT-2009 09:21  
r:\rdy\three\_new\100305\388qrdor atgrade closures-us421-horn rd\dgm\final numbered plan sheets\PM-11.dgn




**THERMOPLASTIC MARKINGS**

1	4" YELLOW EDGE LINE
2	4" WHITE MINI-SKIP LINE
3	8" WHITE GORE LINE
4	4" WHITE EDGE LINE
5	4" WHITE LANE LINE
6	4" YELLOW LANE LINE
7	24" WHITE STOP BAR
8	LEFT TURN ARROW
9	U TURN ARROW
10	8" YELLOW DIAGONAL LINE
11	4" SOLID DOUBLE YELLOW
12	8" WHITE DIAGONAL LINE
13	RIGHT TURN ARROW



DIVISION OF HIGHWAYS  
STATE OF NORTH CAROLINA



*Charles A. Schoonover*  
DIVISION DESIGN ENGINEER

MONTEREY HEIGHTS SUBDIVISION

245

BEAU RIVAGE COUNTRY CLUB

RIVAGE PROMENADE

250

CATHAY ROAD  
SR 1276

242 + 99

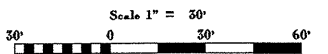
251 + 32

US 421 SBL

US 421 NBL

12' 11" 27.25' 9' 12' 12' 11.5' 0.5'

0.5'



23-OCT-2009 09:22 r:\rdy\three\new\32\1276\atgrade\32\2421\421\horrn rd\dgn\final numbered plan sheets\PM\_12.dgn 8/17/99



Charles Schoonover  
DIVISION DESIGN ENGINEER

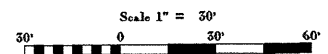
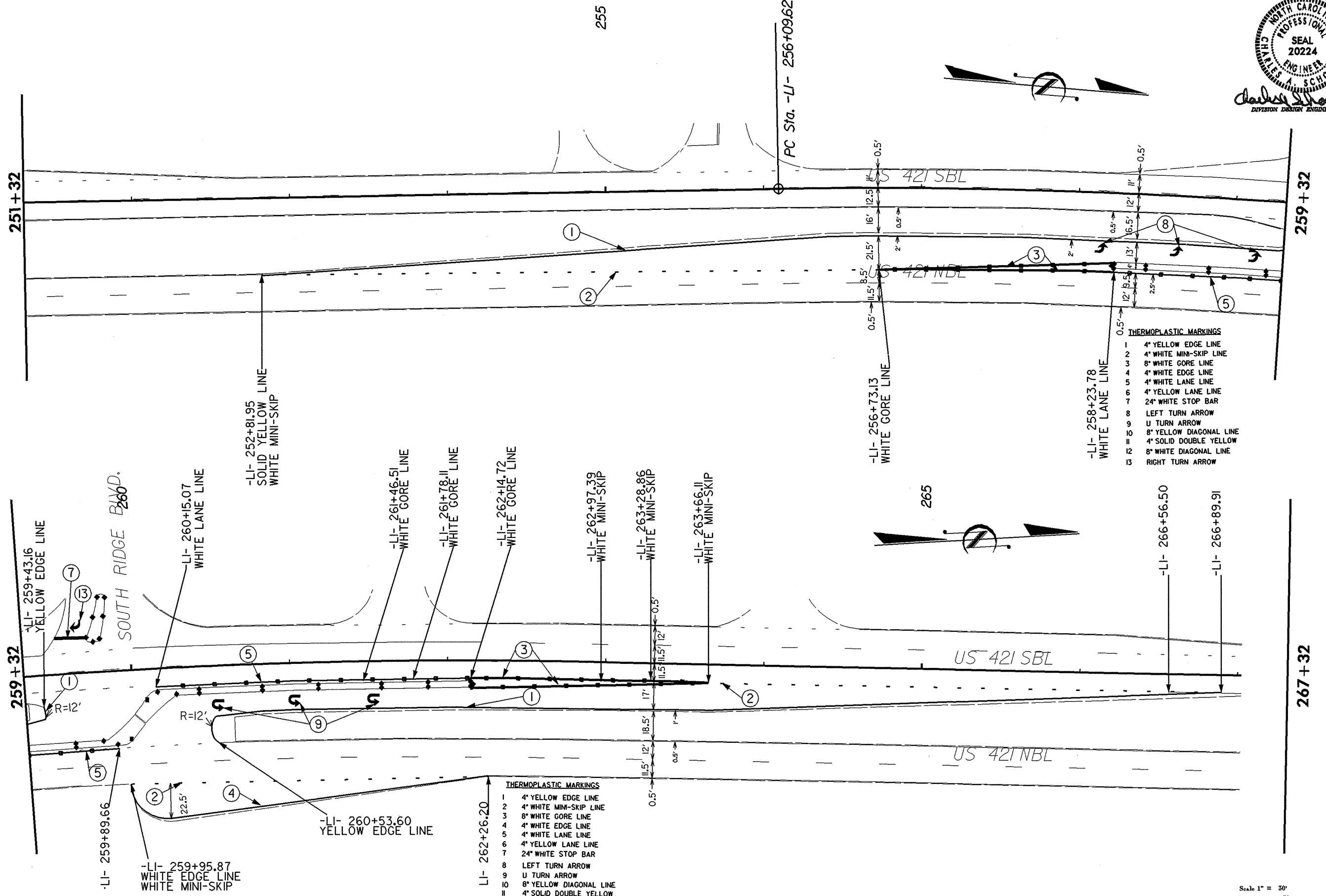


**THERMOPLASTIC MARKINGS**

1	4" YELLOW EDGE LINE
2	4" WHITE MINI-SKIP LINE
3	8" WHITE GORE LINE
4	4" WHITE EDGE LINE
5	4" WHITE LANE LINE
6	4" YELLOW LANE LINE
7	24" WHITE STOP BAR
8	LEFT TURN ARROW
9	U TURN ARROW
10	8" YELLOW DIAGONAL LINE
11	4" SOLID DOUBLE YELLOW
12	8" WHITE DIAGONAL LINE
13	RIGHT TURN ARROW

**THERMOPLASTIC MARKINGS**

1	4" YELLOW EDGE LINE
2	4" WHITE MINI-SKIP LINE
3	8" WHITE GORE LINE
4	4" WHITE EDGE LINE
5	4" WHITE LANE LINE
6	4" YELLOW LANE LINE
7	24" WHITE STOP BAR
8	LEFT TURN ARROW
9	U TURN ARROW
10	8" YELLOW DIAGONAL LINE
11	4" SOLID DOUBLE YELLOW
12	8" WHITE DIAGONAL LINE
13	RIGHT TURN ARROW



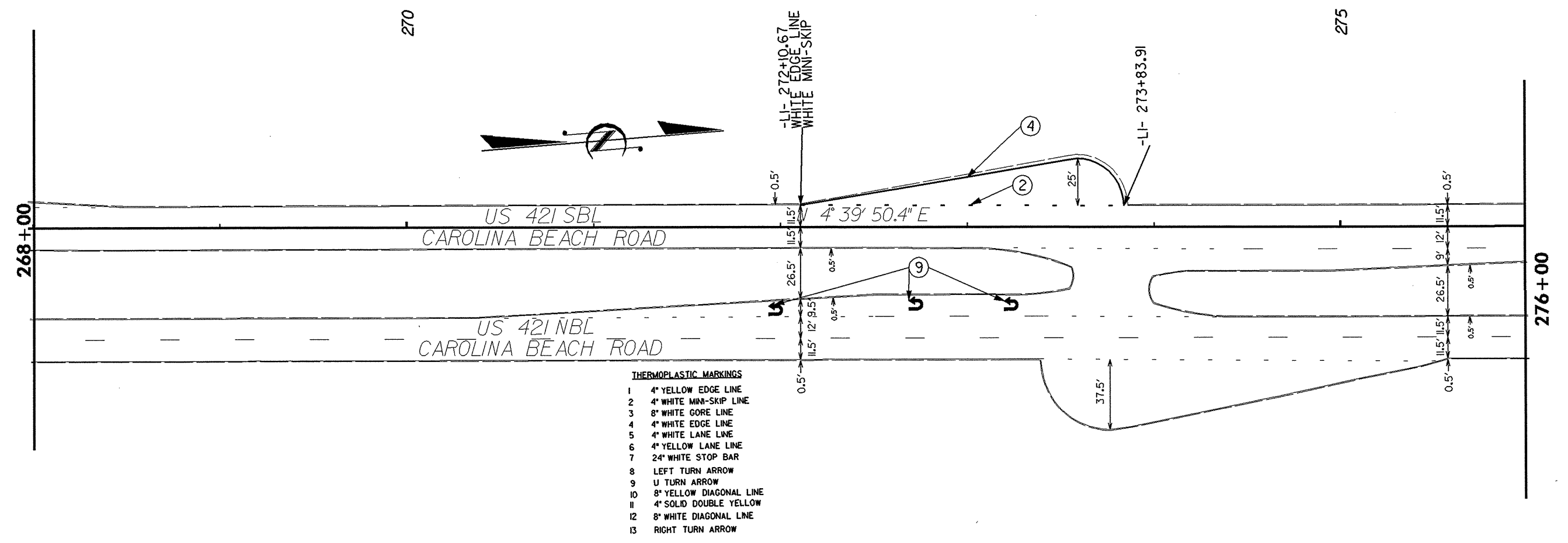
REVISIONS

23-OCT-2009 09:23 r:\rdy\three\new\h080905\989rtdor atgrade\losures-us421-ncl132\421-horn rd\dgn\final numbered plan sheets\PM\_13.dgn 8/17/99

DIVISION OF HIGHWAYS  
STATE OF NORTH CAROLINA



REVISIONS  
 23-OCT-2009 09:23  
 r1\rdj\dtthree\ngw\hnpov5f\88r\tdor\_atsgrade  
 c:\chocomaker\81\31\all\31983  
 c:\osures.us421\nc132\421\horn\_r\dgn\final numbered plan sheets\PM\_14.dgn  
 8/17/99

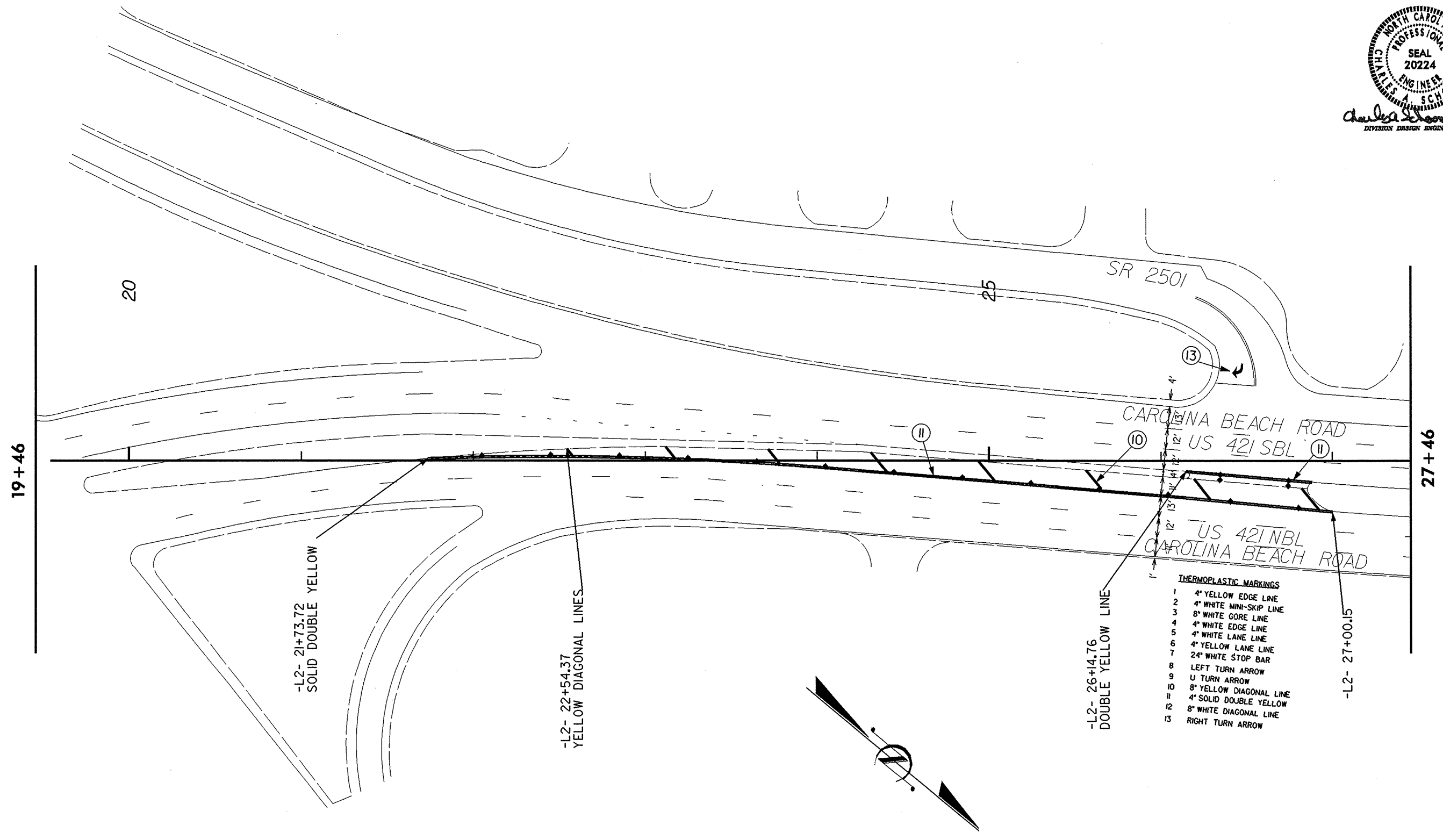


DIVISION OF HIGHWAYS  
STATE OF NORTH CAROLINA




*Charles A. Schorn*  
DIVISION DESIGN ENGINEER

23-001-2009 09:24  
 r:\vdy\three\ngw\h00055\383\cr\dor 0\grade 2\osures-us421\_ncl32\421\_horn rd\dgn\final numbered plan sheets\PM\_15.dgn  
 8/17/99  
 REVISIONS



- THERMOPLASTIC MARKINGS**
- 1 4" YELLOW EDGE LINE
  - 2 4" WHITE MINI-SKIP LINE
  - 3 8" WHITE GORE LINE
  - 4 4" WHITE EDGE LINE
  - 5 4" WHITE LANE LINE
  - 6 4" YELLOW LANE LINE
  - 7 24" WHITE STOP BAR
  - 8 LEFT TURN ARROW
  - 9 U TURN ARROW
  - 10 8" YELLOW DIAGONAL LINE
  - 11 4" SOLID DOUBLE YELLOW
  - 12 8" WHITE DIAGONAL LINE
  - 13 RIGHT TURN ARROW



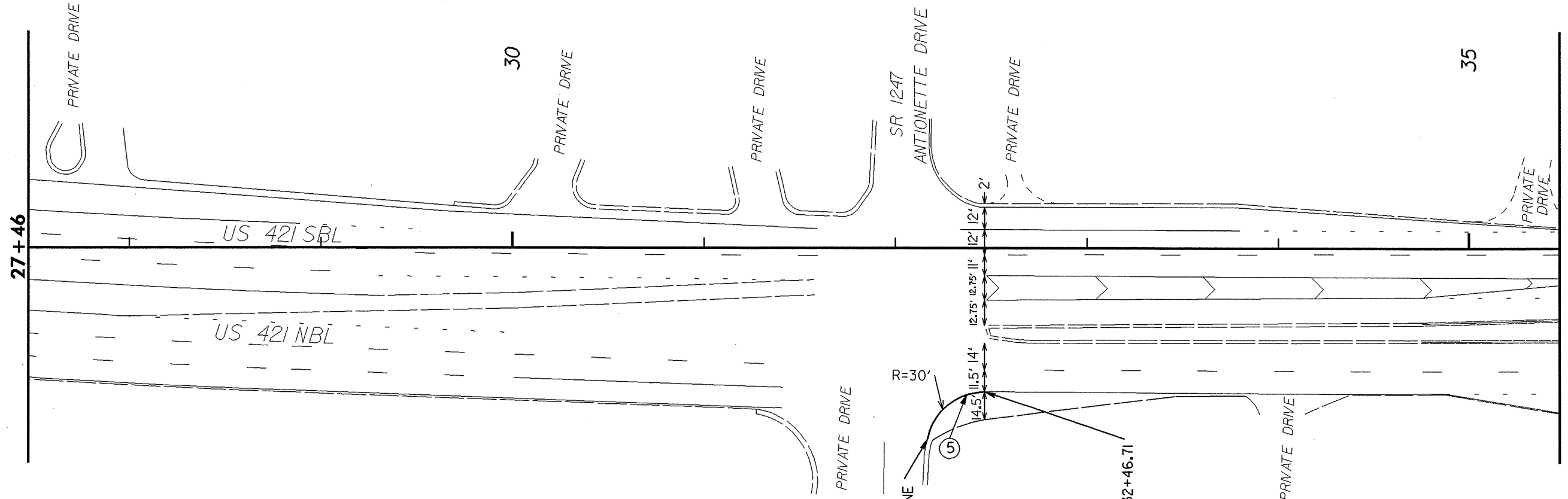
DIVISION OF HIGHWAYS  
STATE OF NORTH CAROLINA



*Charles A. Schoolover*  
DIVISION DESIGN ENGINEER



REVISIONS  
 23-OCT-2009 09:25  
 r:\road\dtree\new\road\pm\32\421\horrn rd\dgn\final numbered plan sheets\PM\_16.dgn  
 r:\road\dtree\new\road\pm\32\421\horrn rd\dgn\final numbered plan sheets\PM\_16.dgn



-L2- 32+17.00  
WHITE LANE LINE

R=30'

⑤

14.5' 11.5' 14'

12.75' 12.75' 11'

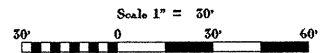
12' 12'

2'

-L2- 32+46.71

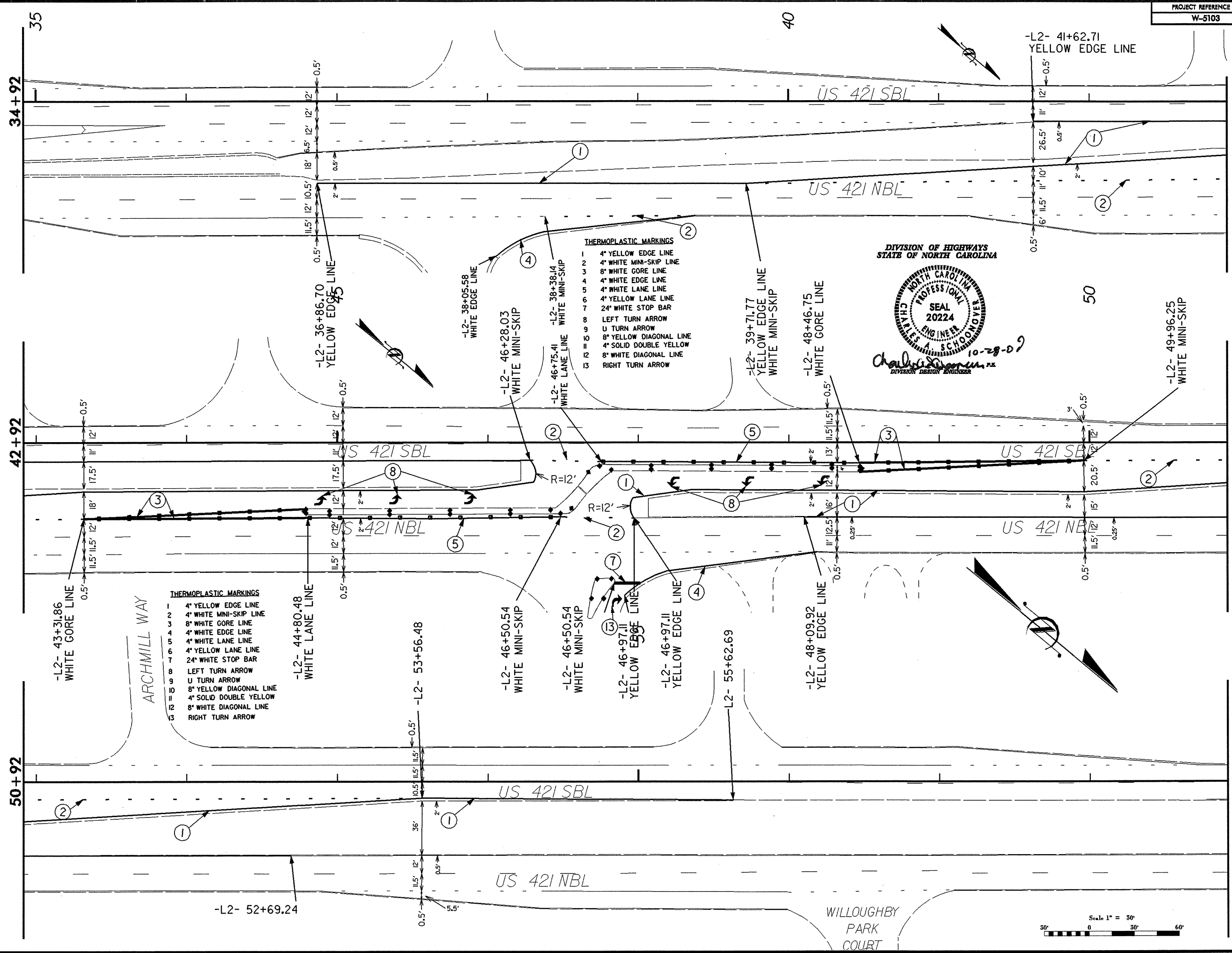
**THERMOPLASTIC MARKINGS**

- 1 4" YELLOW EDGE LINE
- 2 4" WHITE MINI-SKIP LINE
- 3 8" WHITE GORE LINE
- 4 4" WHITE EDGE LINE
- 5 4" WHITE LANE LINE
- 6 4" YELLOW LANE LINE
- 7 24" WHITE STOP BAR
- 8 LEFT TURN ARROW
- 9 U TURN ARROW
- 10 8" YELLOW DIAGONAL LINE
- 11 4" SOLID DOUBLE YELLOW
- 12 8" WHITE DIAGONAL LINE
- 13 RIGHT TURN ARROW





23-OCT-2009 09:25  
 r:\vdy\three...  
 8/17/99  
 REVISIONS

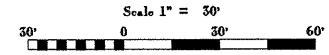


- THERMOPLASTIC MARKINGS**
- 1 4" YELLOW EDGE LINE
  - 2 4" WHITE MINI-SKIP LINE
  - 3 8" WHITE GORE LINE
  - 4 4" WHITE EDGE LINE
  - 5 4" WHITE LANE LINE
  - 6 4" YELLOW LANE LINE
  - 7 24" WHITE STOP BAR
  - 8 LEFT TURN ARROW
  - 9 U TURN ARROW
  - 10 8" YELLOW DIAGONAL LINE
  - 11 4" SOLID DOUBLE YELLOW
  - 12 8" WHITE DIAGONAL LINE
  - 13 RIGHT TURN ARROW

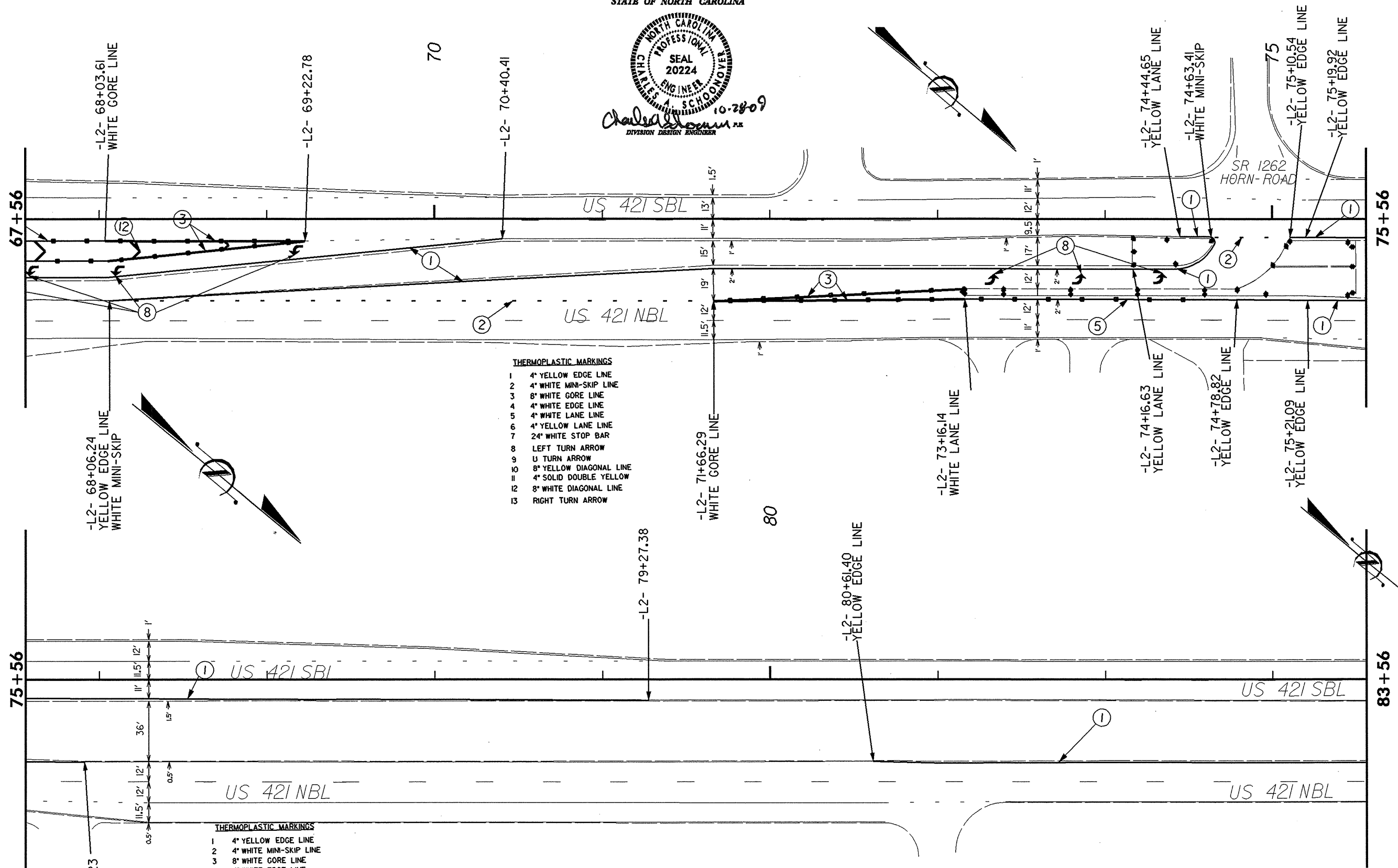

DIVISION OF HIGHWAYS  
 STATE OF NORTH CAROLINA



Charles A. Schoonover, P.E.  
 DIVISION DESIGN ENGINEER



DIVISION OF HIGHWAYS  
STATE OF NORTH CAROLINA

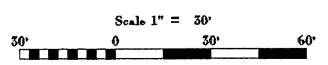


**THERMOPLASTIC MARKINGS**

1	4" YELLOW EDGE LINE
2	4" WHITE MINI-SKIP LINE
3	8" WHITE GORE LINE
4	4" WHITE EDGE LINE
5	4" WHITE LANE LINE
6	4" YELLOW LANE LINE
7	24" WHITE STOP BAR
8	LEFT TURN ARROW
9	U TURN ARROW
10	8" YELLOW DIAGONAL LINE
11	4" SOLID DOUBLE YELLOW
12	8" WHITE DIAGONAL LINE
13	RIGHT TURN ARROW

**THERMOPLASTIC MARKINGS**

1	4" YELLOW EDGE LINE
2	4" WHITE MINI-SKIP LINE
3	8" WHITE GORE LINE
4	4" WHITE EDGE LINE
5	4" WHITE LANE LINE
6	4" YELLOW LANE LINE
7	24" WHITE STOP BAR
8	LEFT TURN ARROW
9	U TURN ARROW
10	8" YELLOW DIAGONAL LINE
11	4" SOLID DOUBLE YELLOW
12	8" WHITE DIAGONAL LINE
13	RIGHT TURN ARROW



REVISIONS

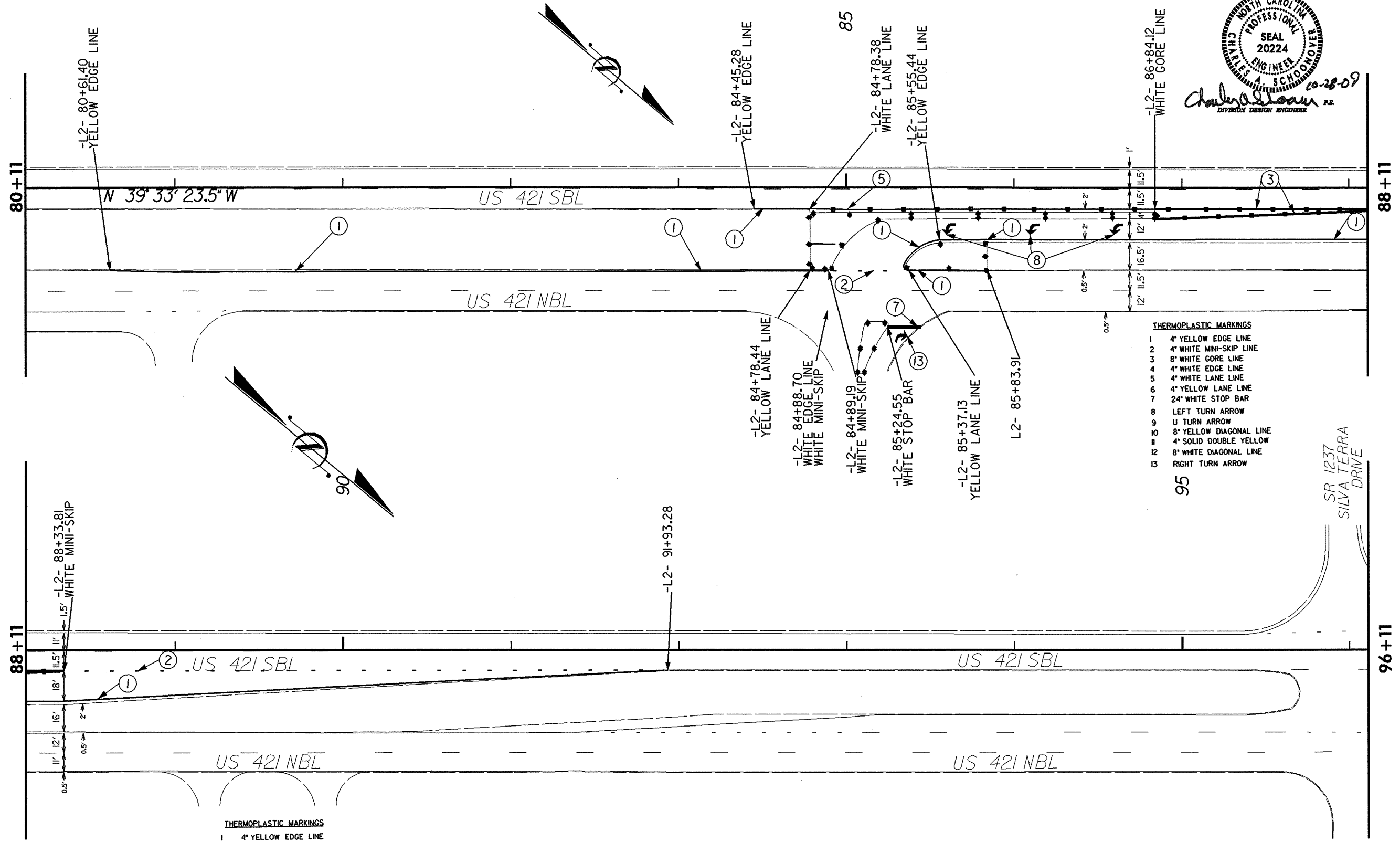
8/17/99

23-OCT-2009 09:26  
r:\rdy\three\_new\hognover\360r\dor\stgrade\closures-us421.nci\360r\dor\final\numbered plan sheets\PM\_18.dgn

DIVISION OF HIGHWAYS  
STATE OF NORTH CAROLINA



Charles A. Schoonover, P.E.  
DIVISION DESIGN ENGINEER

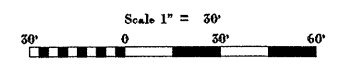


**THERMOPLASTIC MARKINGS**

1	4" YELLOW EDGE LINE
2	4" WHITE MINI-SKIP LINE
3	8" WHITE GORE LINE
4	4" WHITE EDGE LINE
5	4" WHITE LANE LINE
6	4" YELLOW LANE LINE
7	24" WHITE STOP BAR
8	LEFT TURN ARROW
9	U TURN ARROW
10	8" YELLOW DIAGONAL LINE
11	4" SOLID DOUBLE YELLOW
12	8" WHITE DIAGONAL LINE
13	RIGHT TURN ARROW

**THERMOPLASTIC MARKINGS**

1	4" YELLOW EDGE LINE
2	4" WHITE MINI-SKIP LINE
3	8" WHITE GORE LINE
4	4" WHITE EDGE LINE
5	4" WHITE LANE LINE
6	4" YELLOW LANE LINE
7	24" WHITE STOP BAR
8	LEFT TURN ARROW
9	U TURN ARROW
10	8" YELLOW DIAGONAL LINE
11	4" SOLID DOUBLE YELLOW
12	8" WHITE DIAGONAL LINE
13	RIGHT TURN ARROW



REVISIONS

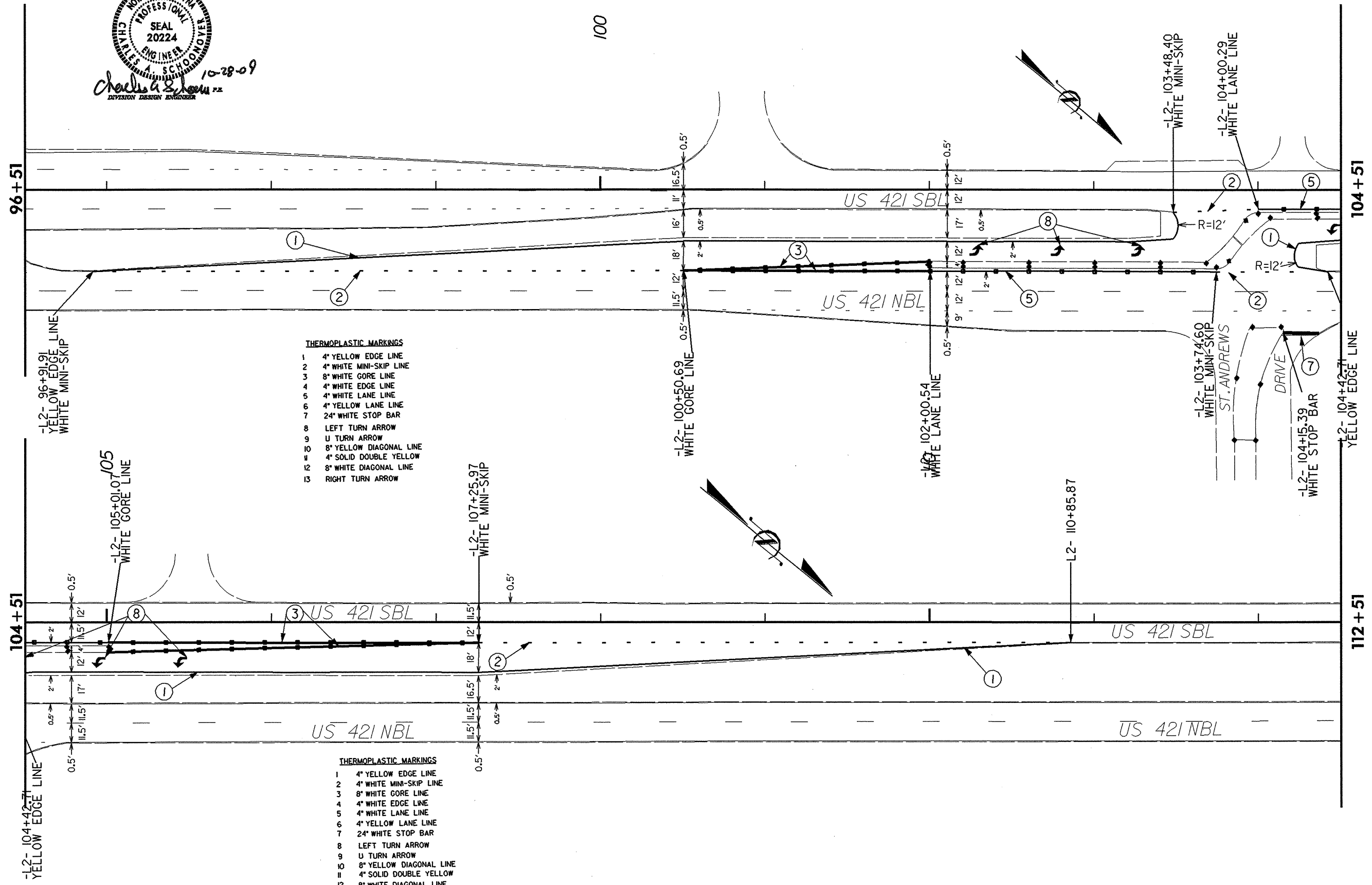
23-OCT-2009 09:27  
r:\rdy\three\new\p000\sc\99\crtdor atgrade closures.us421.nc132\421\_horn rd\dgn\final numbered plan sheets\PM\_19.dgn  
8/17/99

DIVISION OF HIGHWAYS  
STATE OF NORTH CAROLINA



10-28-09  
Charles A. Schoolmeester P.E.  
DIVISION DESIGN ENGINEER

100




- THERMOPLASTIC MARKINGS**
- 1 4" YELLOW EDGE LINE
  - 2 4" WHITE MINI-SKIP LINE
  - 3 8" WHITE CORE LINE
  - 4 4" WHITE EDGE LINE
  - 5 4" WHITE LANE LINE
  - 6 4" YELLOW LANE LINE
  - 7 24" WHITE STOP BAR
  - 8 LEFT TURN ARROW
  - 9 U TURN ARROW
  - 10 8" YELLOW DIAGONAL LINE
  - 11 4" SOLID DOUBLE YELLOW
  - 12 8" WHITE DIAGONAL LINE
  - 13 RIGHT TURN ARROW


- THERMOPLASTIC MARKINGS**
- 1 4" YELLOW EDGE LINE
  - 2 4" WHITE MINI-SKIP LINE
  - 3 8" WHITE CORE LINE
  - 4 4" WHITE EDGE LINE
  - 5 4" WHITE LANE LINE
  - 6 4" YELLOW LANE LINE
  - 7 24" WHITE STOP BAR
  - 8 LEFT TURN ARROW
  - 9 U TURN ARROW
  - 10 8" YELLOW DIAGONAL LINE
  - 11 4" SOLID DOUBLE YELLOW
  - 12 8" WHITE DIAGONAL LINE
  - 13 RIGHT TURN ARROW

REVISIONS

23-OCT-2009 09:27  
r:\vtd\three\ngv\p00055\389\rdor atgrade closures-us421-ncl32\421\_horn rd\dgn\final numbered plan sheets\PM\_20.dgn  
8/17/99



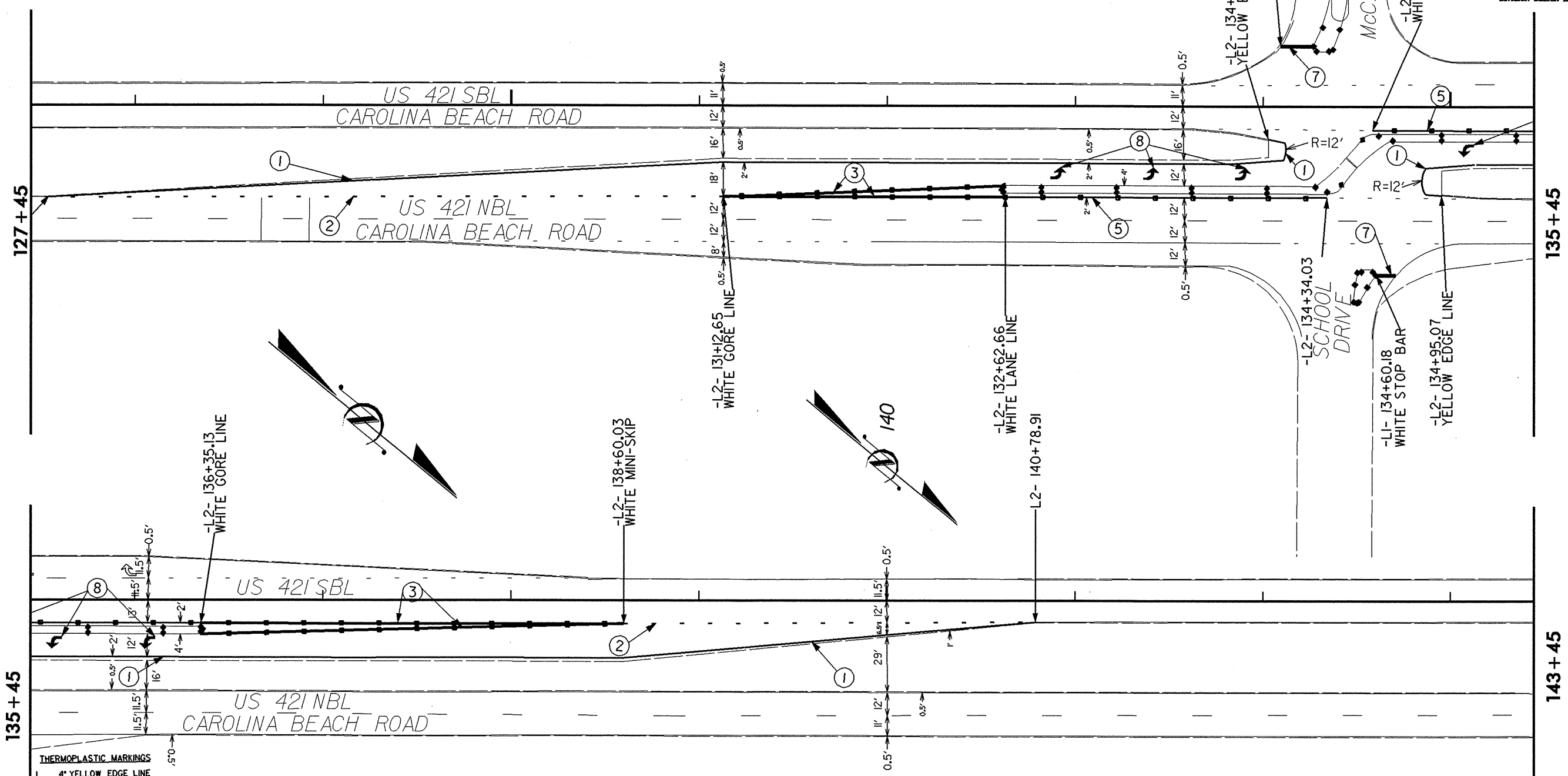
DIVISION OF HIGHWAYS  
STATE OF NORTH CAROLINA



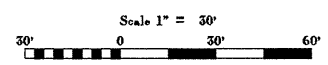
Charles A. Schoonover  
DIVISION DESIGN ENGINEER

130

135



- THERMOPLASTIC MARKINGS**
- 1 4" YELLOW EDGE LINE
  - 2 4" WHITE MINI-SKIP LINE
  - 3 8" WHITE GORE LINE
  - 4 4" WHITE EDGE LINE
  - 5 4" WHITE LANE LINE
  - 6 4" YELLOW LANE LINE
  - 7 24" WHITE STOP BAR
  - 8 LEFT TURN ARROW
  - 9 U TURN ARROW
  - 10 8" YELLOW DIAGONAL LINE
  - 11 4" SOLID DOUBLE YELLOW
  - 12 8" WHITE DIAGONAL LINE
  - 13 RIGHT TURN ARROW



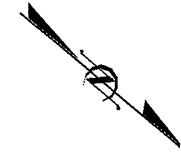
REVISIONS

23-OCT-2009 09:28  
C:\rdy\chfree\new\10280\5103\order\_0\grade  
:\sources-us421.nci\32\421\_horn\_r\dgm\final numbered plan sheets\PM\_21.dgn

DIVISION OF HIGHWAYS  
STATE OF NORTH CAROLINA

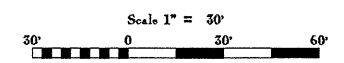
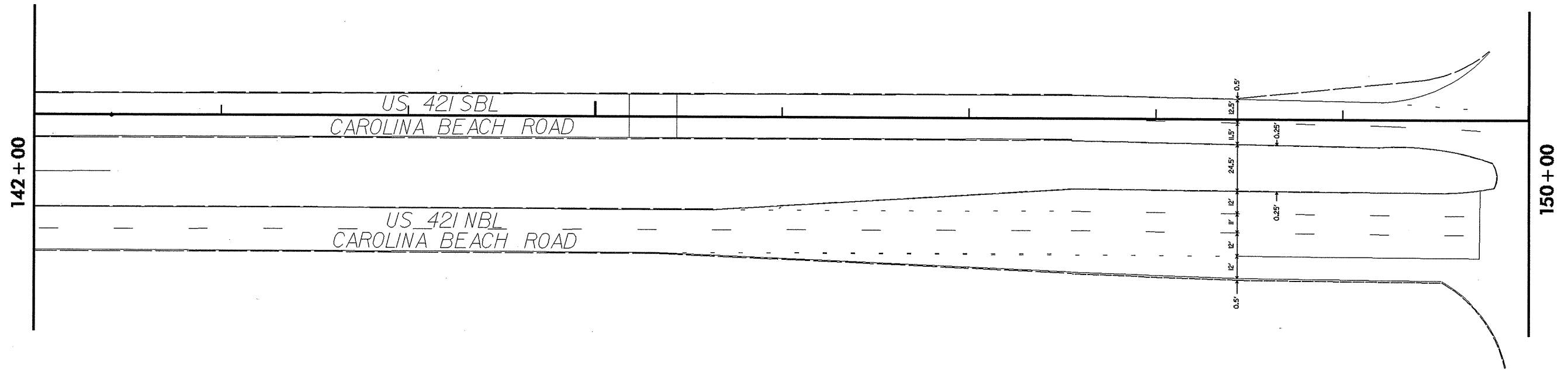


*Charles A. Schodack*  
10-28-09  
DIVISION DESIGN ENGINEER



145

ECHO FARMS COUNTRY CLUB



REVISIONS

8/17/99

plasures-us421.nc132\421.horn rd\dgn\final numbered plan sheets\PM-22.dgn

23-001\_2009\_09:29  
c:\p\2009\09\29\23-001\_2009\_09:29\23-001\_2009\_09:29.dwg  
23-001\_2009\_09:29.dwg