

\* REMOVE AND  
REPLACE EXISTING THRU  
ARROW WITH RIGHT  
DIRECTIONAL ARROW

APPROVED: \_\_\_\_\_ DATE: \_\_\_\_\_

SEAL

SEAL NOT VALID UNLESS SIGNED AND DATED

### EXISTING AND PROPOSED SIGNS




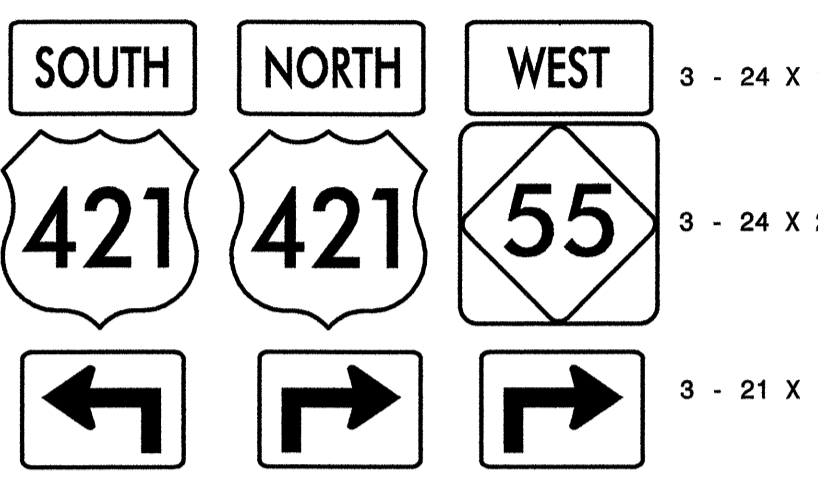





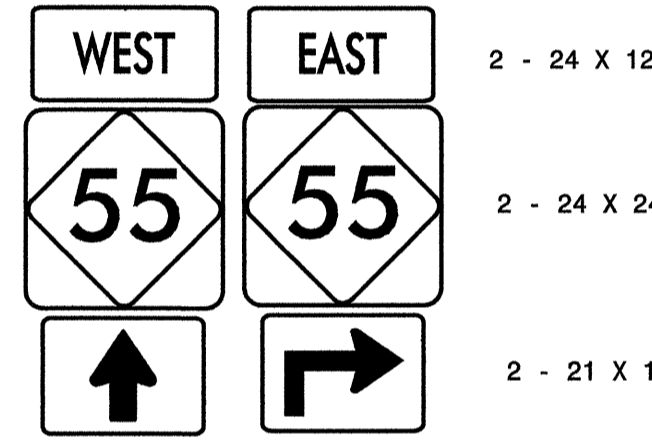
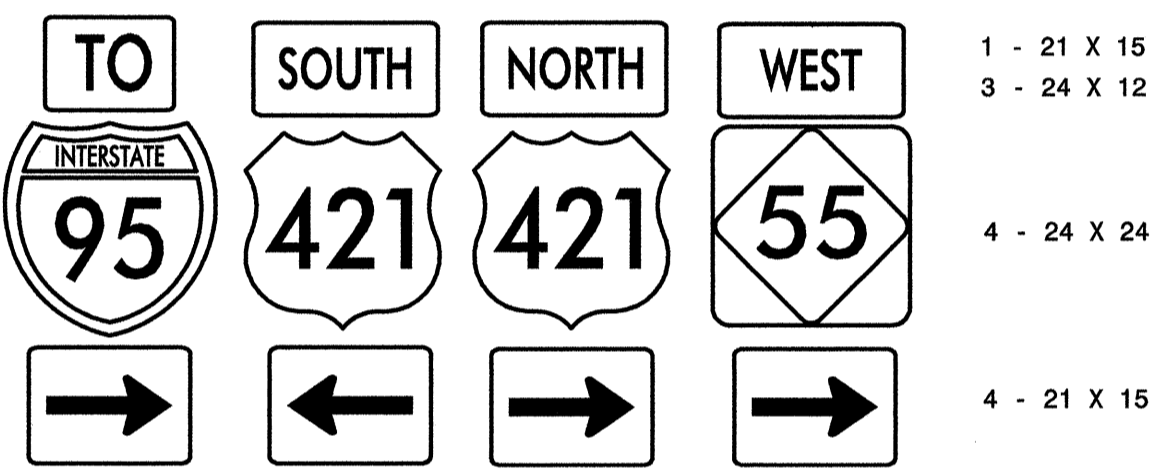



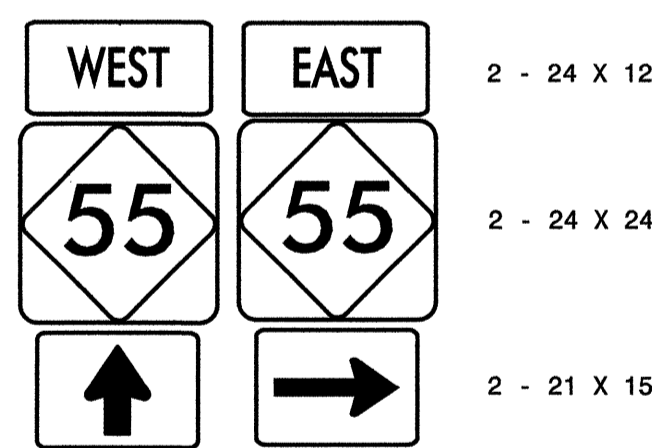
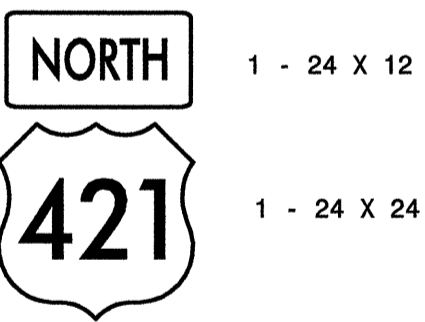
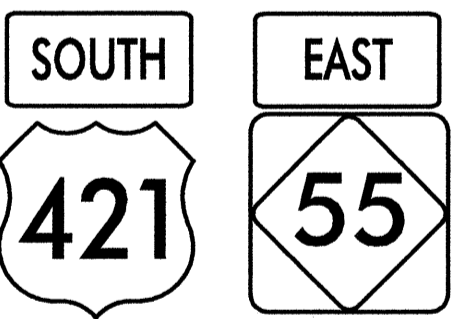

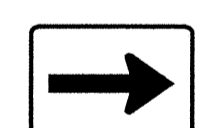


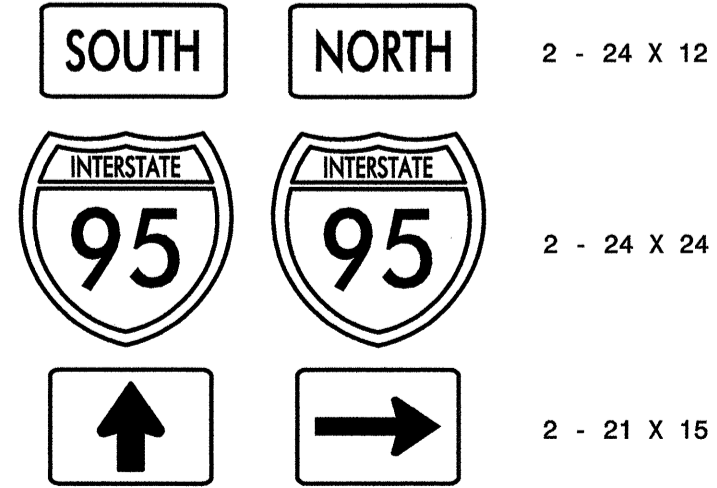


SCALE: NONE  
DATE: 09/08  
DWG. BY: I.DERNEV  
DESIGN BY: I.DERNEV  
REVIEWED BY: T.GRAVES



REVISIONS	

# TYPE "E" SIGNS

# TYPE "F" SIGNS

<p>401 QUANTITY REQ'D <u>1</u></p>  <p>30 X 30 W14-2</p> <p>ONE "U" POST PER SIGN</p>	<p>405 QUANTITY REQ'D <u>1</u></p>  <p>30 X 30 W1-2 (R)</p> <p>18 X 18 W13-1</p> <p>ONE "U" POST PER SIGN</p>	<p>501 QUANTITY REQ'D <u>1</u></p>  <p>1 - 21 X 15</p> <p>1 - 24 X 24</p> <p>ONE "U" POST PER SIGN</p>	<p>505 QUANTITY REQ'D <u>1</u></p>  <p>3 - 24 X 12</p> <p>3 - 24 X 24</p> <p>3 - 21 X 15</p> <p>TWO "U" POSTS PER SIGN</p>	<p>509 QUANTITY REQ'D <u>1</u></p>  <p>1 - 24 X 12</p> <p>1 - 24 X 24</p> <p>1 - 21 X 15</p> <p>ONE "U" POSTS PER SIGN</p>	<p>512 QUANTITY REQ'D <u>1</u></p>  <p>1 - 24 X 12</p> <p>1 - 24 X 24</p> <p>1 - 21 X 15</p> <p>ONE "U" POST PER SIGN</p>	<p>515 QUANTITY REQ'D <u>1</u></p>  <p>1 - 24 X 12</p> <p>1 - 24 X 24</p> <p>1 - 21 X 15</p> <p>ONE "U" POST PER SIGN</p>								
<p>402 QUANTITY REQ'D <u>2</u></p>  <p>36 X 36 R1-1</p> <p>ONE "U" POST PER SIGN</p>	<p>406 QUANTITY REQ'D <u>1</u></p>  <p>30 X 30 W1-2</p> <p>18 X 18 W13-1</p> <p>ONE "U" POST PER SIGN</p>	<p>502 QUANTITY REQ'D <u>1</u></p>  <p>2 - 24 X 12</p> <p>2 - 24 X 24</p> <p>2 - 21 X 15</p> <p>TWO "U" POSTS PER SIGN</p>	<p>506 QUANTITY REQ'D <u>1</u></p>  <p>1 - 21 X 15</p> <p>3 - 24 X 12</p> <p>4 - 24 X 24</p> <p>4 - 21 X 15</p> <p>TWO "U" POST PER SIGN</p>		<p>513 QUANTITY REQ'D <u>1</u></p>  <p>1 - 24 X 12</p> <p>1 - 24 X 24</p> <p>ONE "U" POST PER SIGN</p>									
<p>403 QUANTITY REQ'D <u>1</u></p>  <p>54 X 18 R6-1 (L)</p> <p>ONE "U" POST PER SIGN</p>	<p>407 QUANTITY REQ'D <u>3</u></p>  <p>18 X 18 W23-15</p> <p>ONE "U" POST PER SIGN</p>	<p>503 QUANTITY REQ'D <u>1</u></p>  <p>2 - 24 X 12</p> <p>2 - 24 X 24</p> <p>2 - 21 X 15</p> <p>TWO "U" POSTS PER SIGN</p>	<p>507 QUANTITY REQ'D <u>1</u></p>  <p>1 - 24 X 12</p> <p>1 - 24 X 24</p> <p>ONE "U" POSTS PER SIGN</p>	<p>510 QUANTITY REQ'D <u>1</u></p>  <p>2 - 24 X 12</p> <p>2 - 24 X 24</p> <p>TWO "U" POSTS PER SIGN</p>	<p>514 QUANTITY REQ'D <u>1</u></p>  <p>1 - 21 X 15</p> <p>1 - 24 X 24</p> <p>1 - 21 X 15</p> <p>ONE "U" POST PER SIGN</p>	<p>* DIRECTIONAL ARROW</p>  <p>21 X 15 M6-1 (I) (R)</p>								
<p>404 QUANTITY REQ'D <u>1</u></p>  <p>54 X 18 R6-1 (R)</p> <p>ONE "U" POST PER SIGN</p>		<p>504 QUANTITY REQ'D <u>1</u></p>  <p>1 - 24 X 12</p> <p>1 - 24 X 24</p> <p>ONE "U" POST PER SIGN</p>	<p>508 QUANTITY REQ'D <u>1</u></p>  <p>2 - 24 X 12</p> <p>2 - 24 X 24</p> <p>2 - 21 X 15</p> <p>TWO "U" POST PER SIGN</p>	<p>511 QUANTITY REQ'D <u>1</u></p>  <p>1 - 24 X 12</p> <p>1 - 24 X 24</p> <p>1 - 21 X 15</p> <p>ONE "U" POST PER SIGN</p>	<p>SIGNING PLANS DO NOT INCLUDE TEMPORARY CONSTRUCTION SIGNING. SEE TRAFFIC CONTROL PLANS. WHEN NOT STATIONED OR DIMENSIONED ON PLANS, ALL "E" AND "F" SIGNS SHALL BE FIELD LOCATED BY THE ENGINEER.</p> <p>NCDDOT ROADWAY STANDARD DRAWINGS APPLICABLE TO THESE SIGNING PLANS 901.50, 904.10, 904.50</p> <p>APPROVED: _____ DATE: _____</p>  <p>SEAL</p> <p>SIGN QUANTITIES</p> <table border="1"> <tr> <td>SCALE: NONE</td> <td>REVISIONS</td> </tr> <tr> <td>DATE: 09/08</td> <td></td> </tr> <tr> <td>DESIGN BY: I.DERNEV</td> <td></td> </tr> <tr> <td>REVIEWED BY: T.GRAVES</td> <td></td> </tr> </table> <p>CDOT FILE</p>		SCALE: NONE	REVISIONS	DATE: 09/08		DESIGN BY: I.DERNEV		REVIEWED BY: T.GRAVES	
SCALE: NONE	REVISIONS													
DATE: 09/08														
DESIGN BY: I.DERNEV														
REVIEWED BY: T.GRAVES														

SIGN NUMBER: 301

TYPE: D

QUANTITY: 1

SIGN WIDTH: 7'-6"

HEIGHT: 2'-6"

TOTAL AREA: 18.8 Sq.Ft.

BORDER TYPE: FLUSH

RECESS: 0"

WIDTH: 0.75"

RADII: 3"

NO. Z BARS:

LENGTH:

BACKG COLOR: Green

COPY COLOR: White

SYMBOL	X	Y	WID	HT
ARUP	28	17.9	6	9
ARUP	73.6	4.6	6	9

MAT'L: 0.125" (3.2 mm) ALUMINUM

DESIGN BY: none

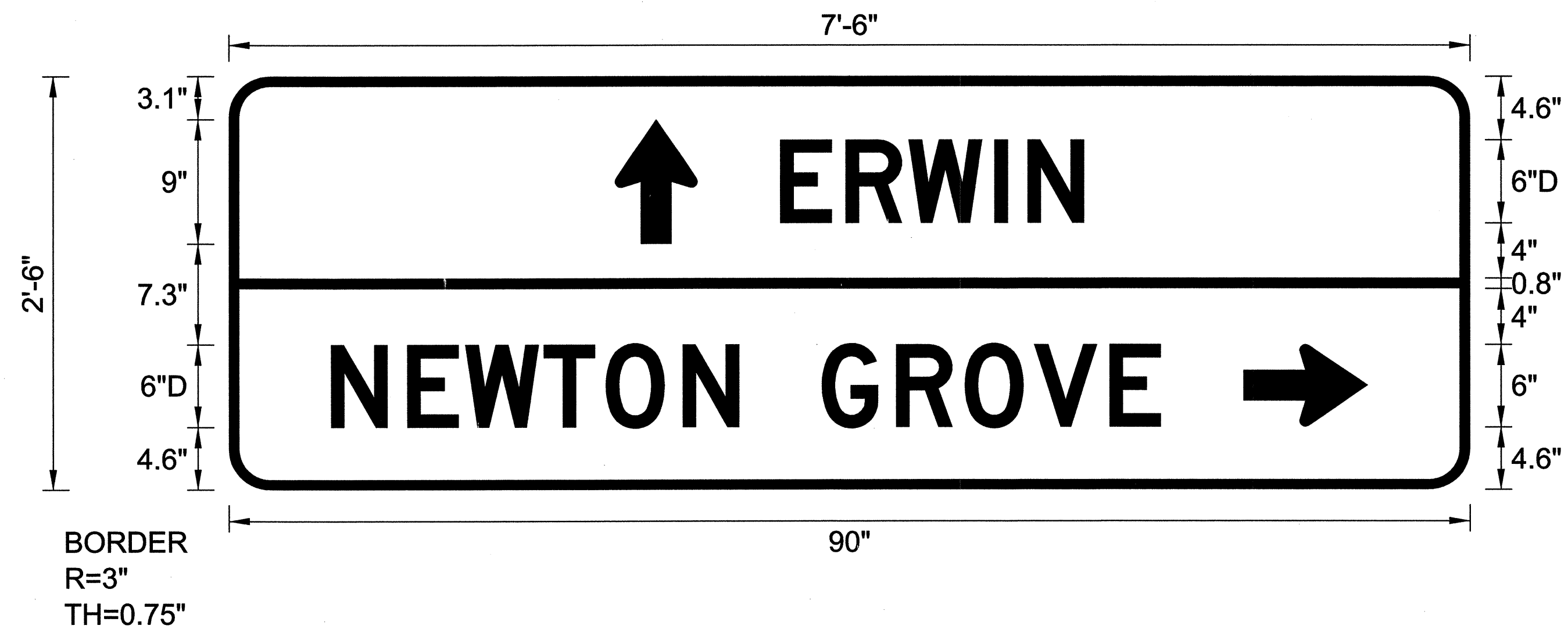
PROJECT ID: ID

CHECKED BY:

DIV: DIV

DATE: May 19, 2009

PROJ. REFERENCE NO.	SHEET NO.
I-5010	SIGN-3



USE NOTES: 1,2,3

1. Legend and border shall be direct applied Type III reflective sheeting.
2. Background shall be Type III reflective sheeting.
3. Center arrow(s) vertically on sign.

Spacing Factor is 1 unless specified otherwise

LETTER POSITIONS

Letter spacings are to start of next letter															Series/Size	
	E	R	W	I	N											Text Length
40	4.7	4.6	6.2	2.4	4.1	28										D 2000 22
7.4	5.5	4.2	5.7	4.5	5.6	4.1	6	5.4	5	5	5.5	3.7	22.4			D 2000 60.2

FILENAME: Ivo

NORTH CAROLINA D.O.T. SIGN DETAIL

APPROVED: \_\_\_\_\_ DATE: \_\_\_\_\_

SEAL

**DIRECTIONAL SIGN DESIGN**

SCALE: NONE		REVISIONS
DATE: 0509		
DWG. BY: I.DERNEV		
DESIGN BY: I.DERNEV		
REVIEWED BY: T.GRAVES		

SEAL NOT VALID UNLESS SIGNED AND DATED

SIGN NUMBER: 302

TYPE: D

QUANTITY: 1

SIGN WIDTH: 5'-0"

HEIGHT: 2'-6"

TOTAL AREA: 12.5 Sq.Ft.

BORDER TYPE: FLUSH

RECESS: 0"

WIDTH: 0.75"

RADII: 3"

NO. Z BARS:

LENGTH:

BACKG COLOR: Green/Green

COPY COLOR: White

SYMBOL	X	Y	WID	HT
ARUP	6.7	19.4	6	9
ARUP	39.5	4.6	6	9

MAT'L: 0.125" (3.2 mm) ALUMINUM

DESIGN BY: none

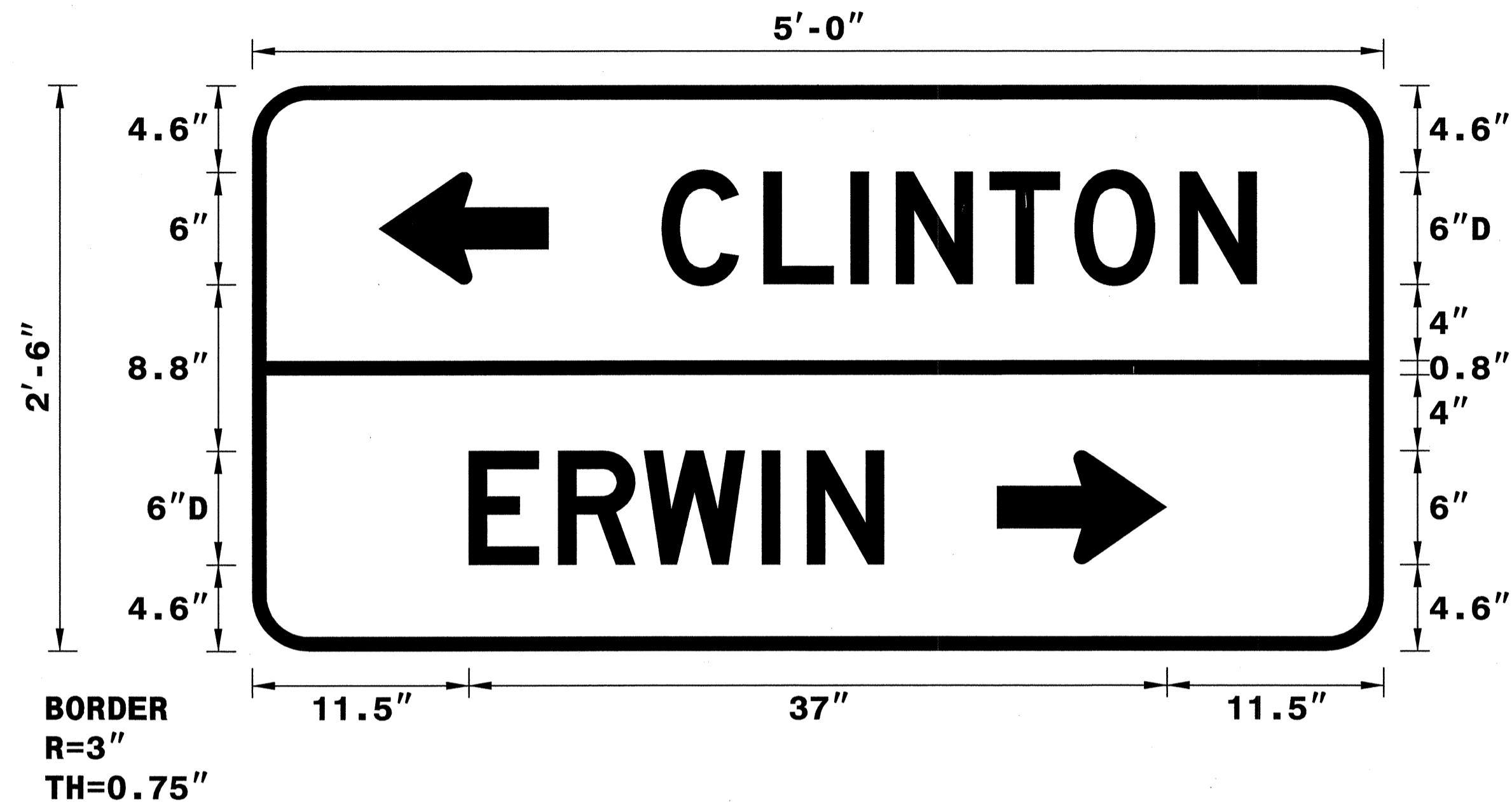
PROJECT ID: ID

CHECKED BY:

DIV: DIV

DATE: May 19, 2009

PROJ. REFERENCE NO.	SHEET NO.
1-5010	SIGN-4



Spacing Factor is 1 unless specified otherwise

USE NOTES: 1,2,3

- 1. Legend and border shall be direct applied Type III reflective sheeting.
- 2. Background shall be Type III reflective sheeting.
- 3. Center arrow(s) vertically on sign.

LETTER POSITIONS

Letter spacings are to start of next letter											Series/Size	
											Text Length	
	C	L	I	N	T	O	N					D 2000
21.7	5.4	4.6	2.4	5	4.5	5.6	4.1	6.7				31.6
	E	R	W	I	N							D 2000
11.5	4.7	4.6	6.2	2.4	4.1	26.5						22

FILENAME: ivo

NORTH CAROLINA D.O.T. SIGN DETAIL

APPROVED: _____	DATE: _____	DIRECTIONAL SIGN DESIGN	
SCALE: NONE	DATE: 0509		
DWG. BY: I.DERNEV	DESIGN BY: I.DERNEV		
REVIEWED BY: T.GRAVES	REVISIONS		

SIGN NUMBER: 303

TYPE: D

QUANTITY: 1

SIGN WIDTH: 7'-0"

HEIGHT: 3'-0"

TOTAL AREA: 21.0 Sq.Ft.

BORDER TYPE: FLUSH

RECESS: 0"

WIDTH: 0.75"

RADII: 3"

NO. Z BARS:

LENGTH:

BACKG COLOR: Green/Green

COPY COLOR: White

SYMBOL	X	Y	WID	HT
ARUP	5.9	20.1	6	9
ARUP	19.7	3.9	6	9

MAT'L: 0.125" (3.2 mm) ALUMINUM

DESIGN BY: none

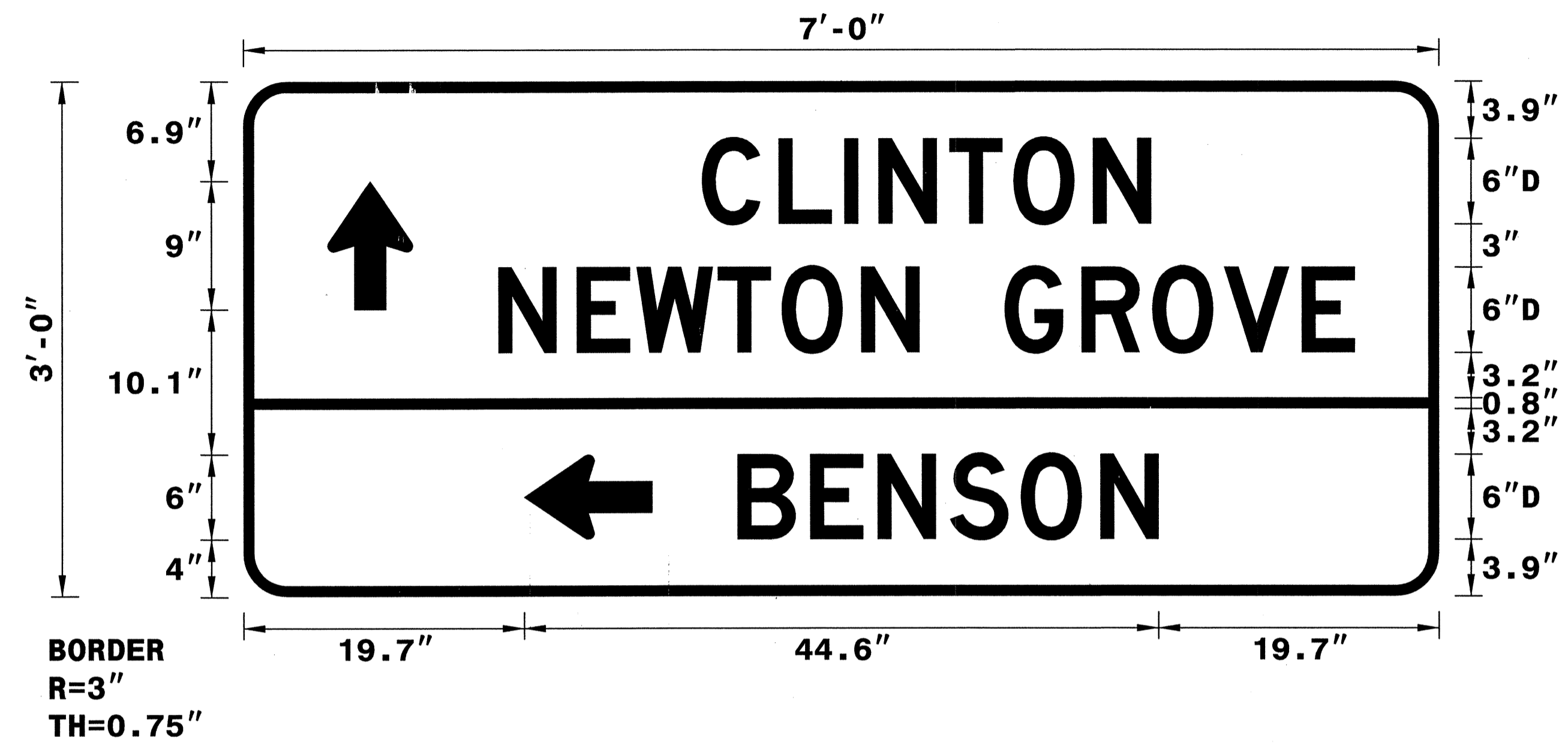
PROJECT ID: ID

CHECKED BY:

DIV: DIV

DATE: May 19, 2009

PROJ. REFERENCE NO.	SHEET NO.
1-5010	SIGN-5



USE NOTES: 1,2,3

1. Legend and border shall be direct applied Type III reflective sheeting.
2. Background shall be Type III reflective sheeting.
3. Center arrow(s) vertically on sign.

Spacing Factor is 1 unless specified otherwise

LETTER POSITIONS

Letter spacings are to start of next letter															Series/Size	
															Text Length	
	C	L	I	N	T	O	N									D 2000
32.2	5.4	4.6	2.4	5	4.5	5.6	4.1	20.2								31.6
	N	E	W	T	O	N		G	R	O	V	E				D 2000
17.9	5.5	4.2	5.7	4.5	5.6	4.1	6	5.4	5	5	5.5	3.7	5.9		60.2	
	B	E	N	S	O	N										D 2000
34.7	5.1	4.7	5.1	5	5.6	4.1	19.7								29.6	

FILENAME: ivo

NORTH CAROLINA D.O.T. SIGN DETAIL

APPROVED: \_\_\_\_\_ DATE: \_\_\_\_\_

**DIRECTIONAL SIGN DESIGN**

SCALE: NONE  
DATE: 0509  
DWG. BY: I.DERNEY  
DESIGN BY: I.DERNEY  
REVIEWED BY: T.GRAVES

SEAL: [Signature] SEAL 030407 ENGINEER I.D. DERNEY

REVISIONS


CADD FILE

SIGN NUMBER: 304

TYPE: D

QUANTITY: 1

SIGN WIDTH: 7'-6"

HEIGHT: 2'-6"

TOTAL AREA: 18.8 Sq.Ft.

BORDER TYPE: FLUSH

RECESS: 0"

WIDTH: 0.75"

RADII: 3"

NO. Z BARS:

LENGTH:

BACKG COLOR: Green

COPY COLOR: White

SYMBOL	X	Y	WID	HT
ARUP	23.2	17.9	6	9
ARUP	7.4	4.7	6	9

MAT'L: 0.125" (3.2 mm) ALUMINUM

DESIGN BY: none

PROJECT ID: ID

CHECKED BY:

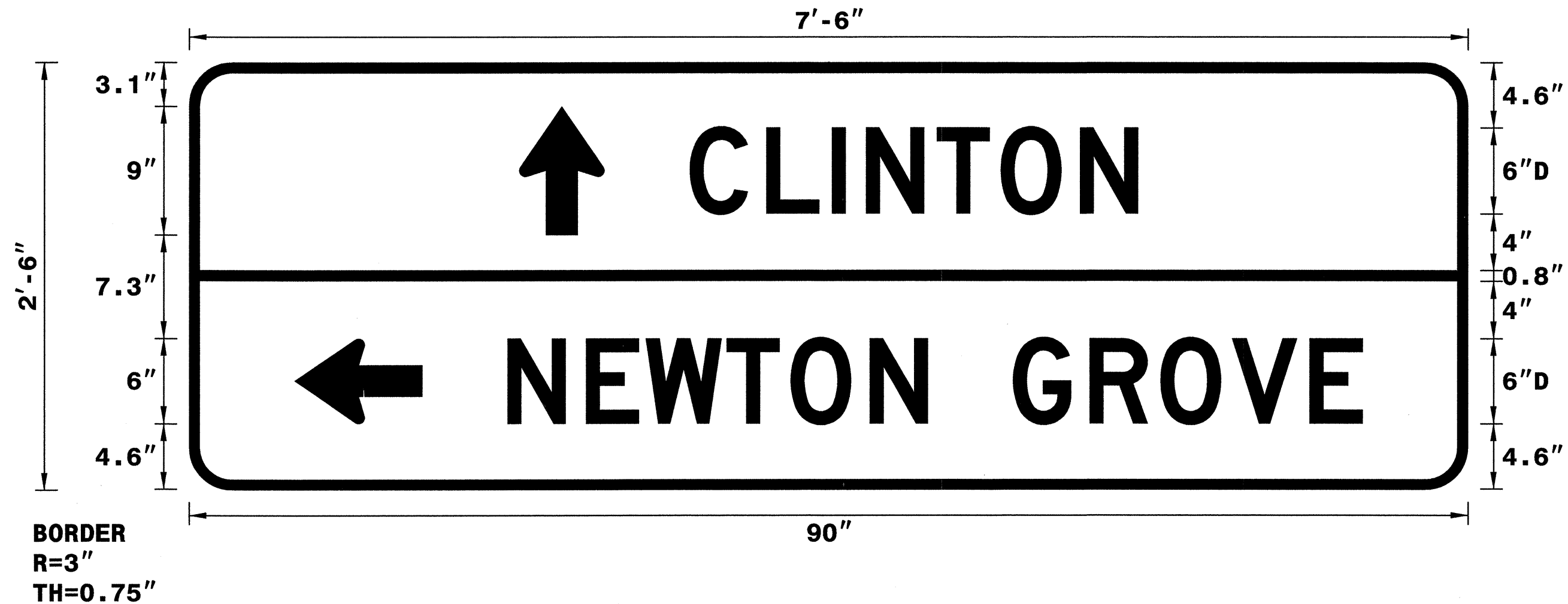
DIV: DIV

DATE: May 19, 2009

PROJ. REFERENCE NO. 1-5010	SHEET NO. SIGN-6
-------------------------------	---------------------

USE NOTES: 1,2,3

1. Legend and border shall be direct applied Type III reflective sheeting.
2. Background shall be Type III reflective sheeting.
3. Center arrow(s) vertically on sign.



Panel Style: Standard 6 Inch\_D.ssi\*  
M.U.T.C.D.: 2003 Edition

Spacing Factor is 1 unless specified otherwise

LETTER POSITIONS

Letter spacings are to start of next letter															Series/Size Text Length	
	C	L	I	N	T	O	N									D 2000
35.2	5.4	4.6	2.4	5	4.5	5.6	4.1	23.2								31.6
	N	E	W	T	O	N		G	R	O	V	E				D 2000
22.4	5.5	4.2	5.7	4.5	5.6	4.1	6	5.4	5	5	5.5	3.7	7.4		60.2	

FILENAME: ivo

NORTH CAROLINA D.O.T. SIGN DETAIL

APPROVED: \_\_\_\_\_ DATE: \_\_\_\_\_

**DIRECTIONAL SIGN DESIGN**

SCALE: NONE		REVISIONS
DATE: 0509		
DWG. BY: I.DERNEY		
DESIGN BY: I.DERNEY		
REVIEWED BY: T.GRAVES		

SEAL NOT VALID UNLESS SIGNED AND DATED