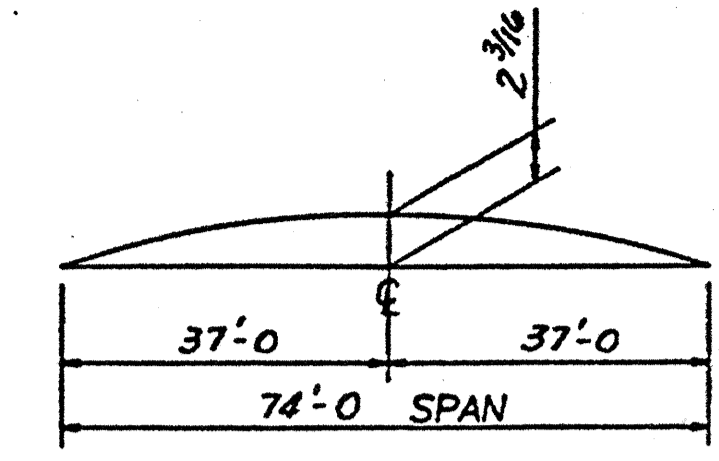
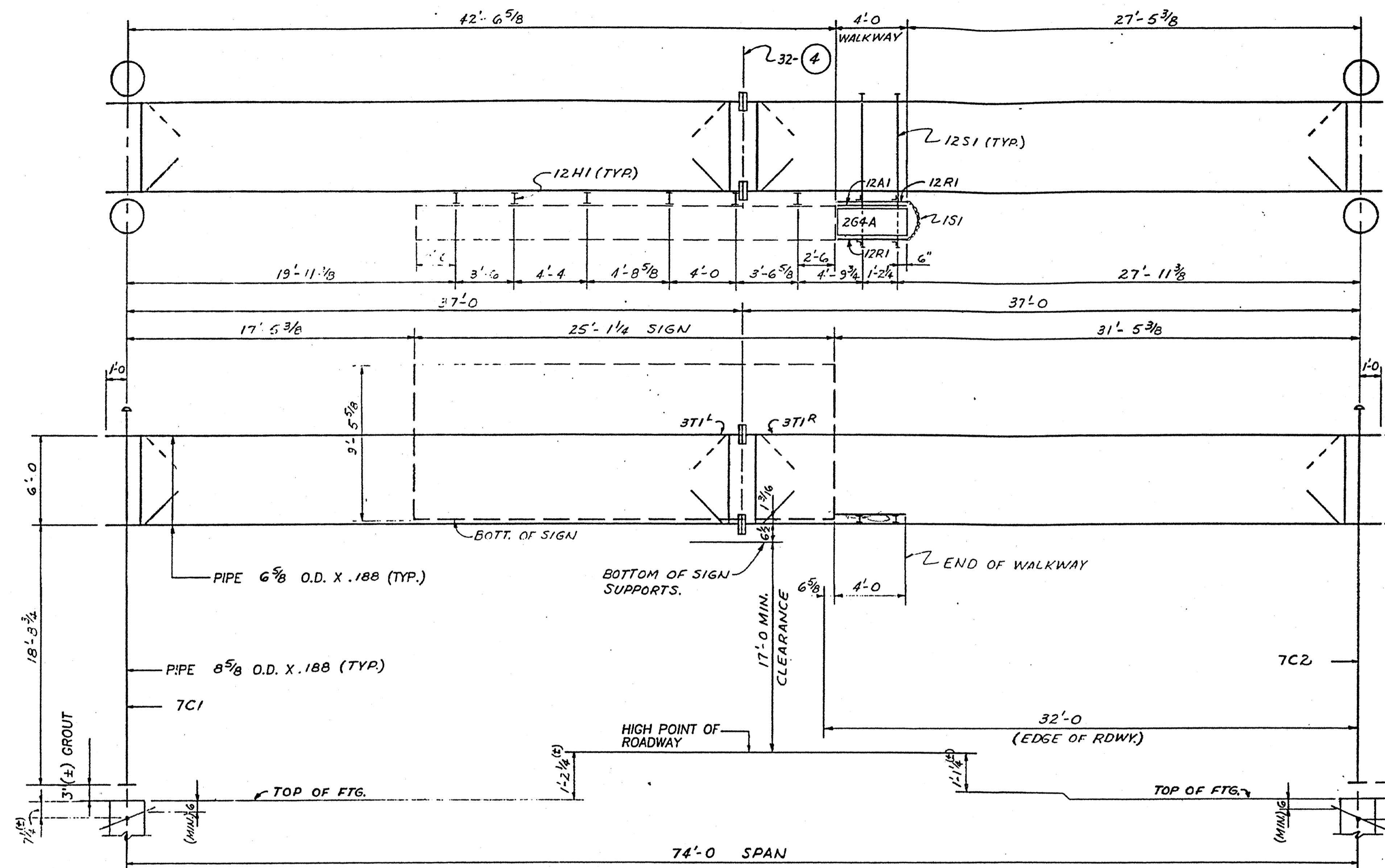


SHIPPING LIST		
QTY.	MARK	DESCRIPTION
16	1A1	ANCHOR BOLTS
2	3T1	TRUSSES
1	7C1	UPRIGHTS
1	7C2	
2	1P1	HINGE PIN ASSM.Y
1	1S1	SAFETY CHAIN
1	264A	GRATING
4	2M1	CLAMP PLATES
4	2P1	HANDRAIL-POST
4	11S1	SHIM PLATES
1	12A1	SAFETY ANGLE
6	12H1	SIGN HANGERS
2	12S1	WALKWAY SUPPORTS
4	12R1	HANDRAILS (FR.T. & BA.)
4	(1)	3/8" x 1 1/4" HHB W/HN & LW (A30)
6	(2)	1/2" x 1 1/4" "
4	(3)	1 3/8" O.D. WASHERS, HGA. THK.
32	(4)	3/8" x 3 1/2" HHB W/HN, FN, T.I.W (A30)
4	(6)	SADDLE SHIMS #00360
4	(8)	POLE CAPS #00388 W/2 1/2" x 1/2" ST.
8	(U1)	3/4" U-BOLTS W/2EA HN & LW (A30)
8	(U2)	1/2" U-BOLTS W/2EA HN, LW, FN (A30)
4	(U3)	
32	(U4)	



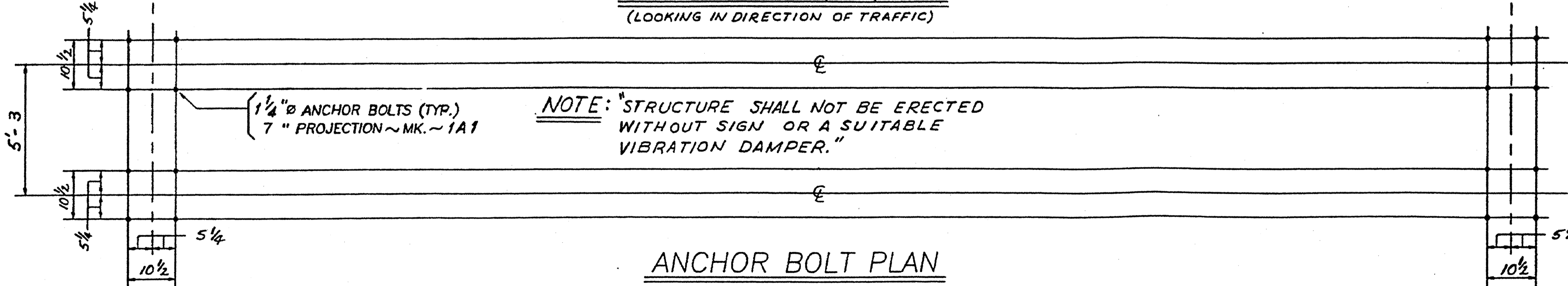
CAMBER DIAGRAM



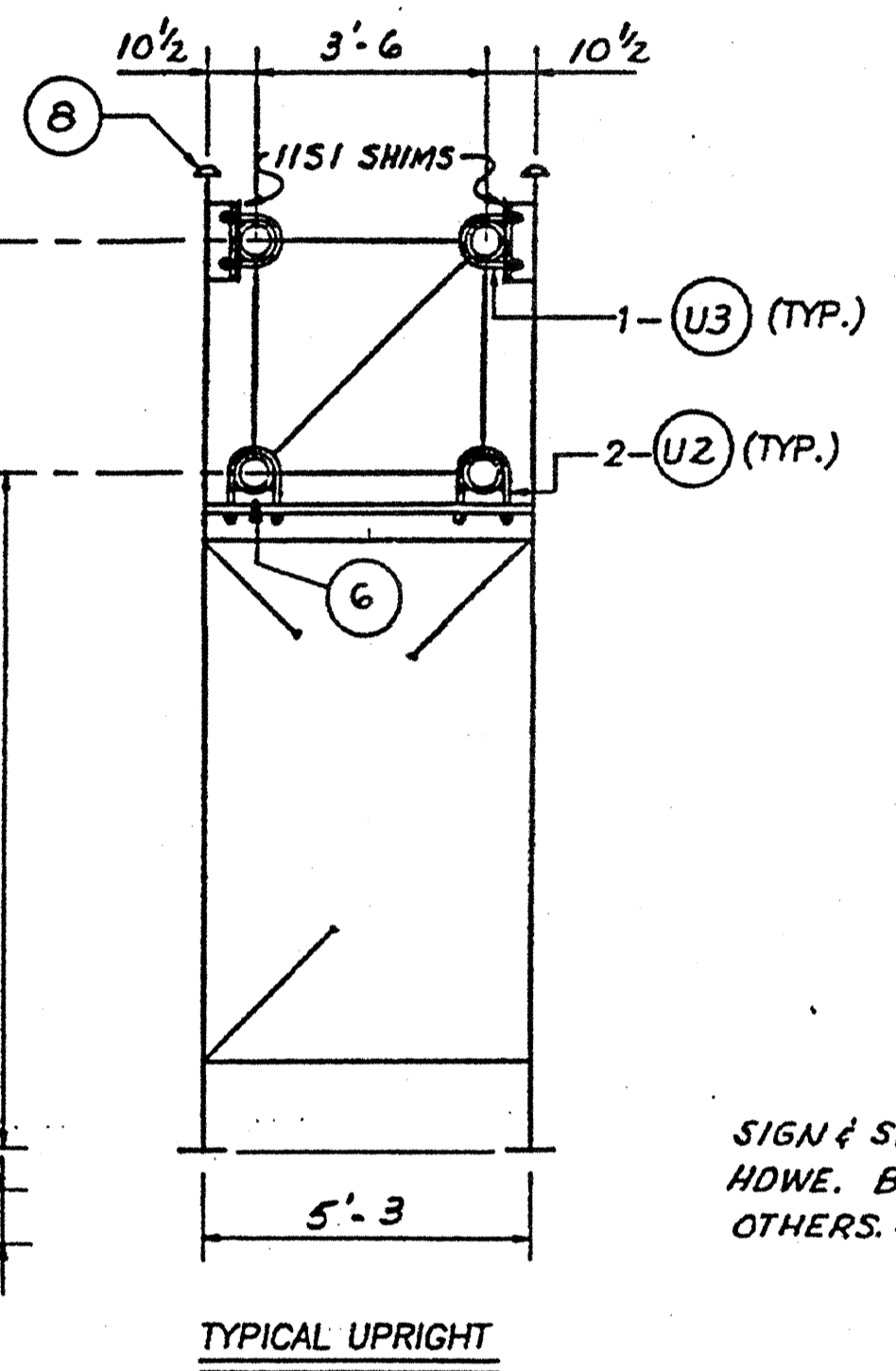
ELEVATION

STRUCTURE NO. VMS-1  
 STATION NO. 32+20, I-40, EBL  
 (LOOKING IN DIRECTION OF TRAFFIC)

NOTE: "STRUCTURE SHALL NOT BE ERECTED WITHOUT SIGN OR A SUITABLE VIBRATION DAMPER."

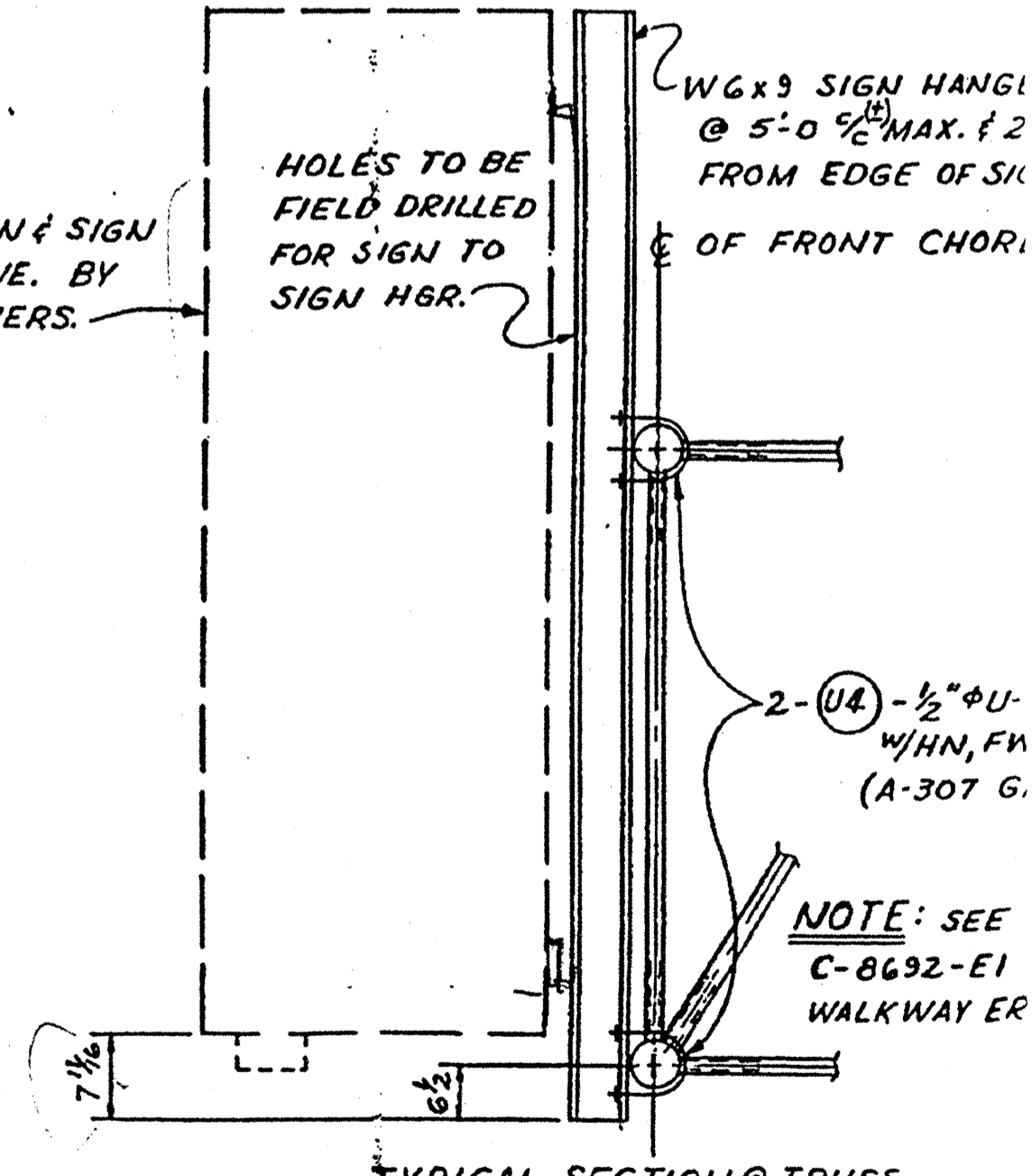


ANCHOR BOLT PLAN



TYPICAL UPRIGHT

CONTRACTOR NOTE: ALL A325 BOLTS TO BE TIGHTENED IN ACCORDANCE WITH THE TURN-OF-NUT METHOD PER N.C. DOT. SPECS. SECTION 440-10 (C)(3).



TYPICAL SECTION @ TRUSS

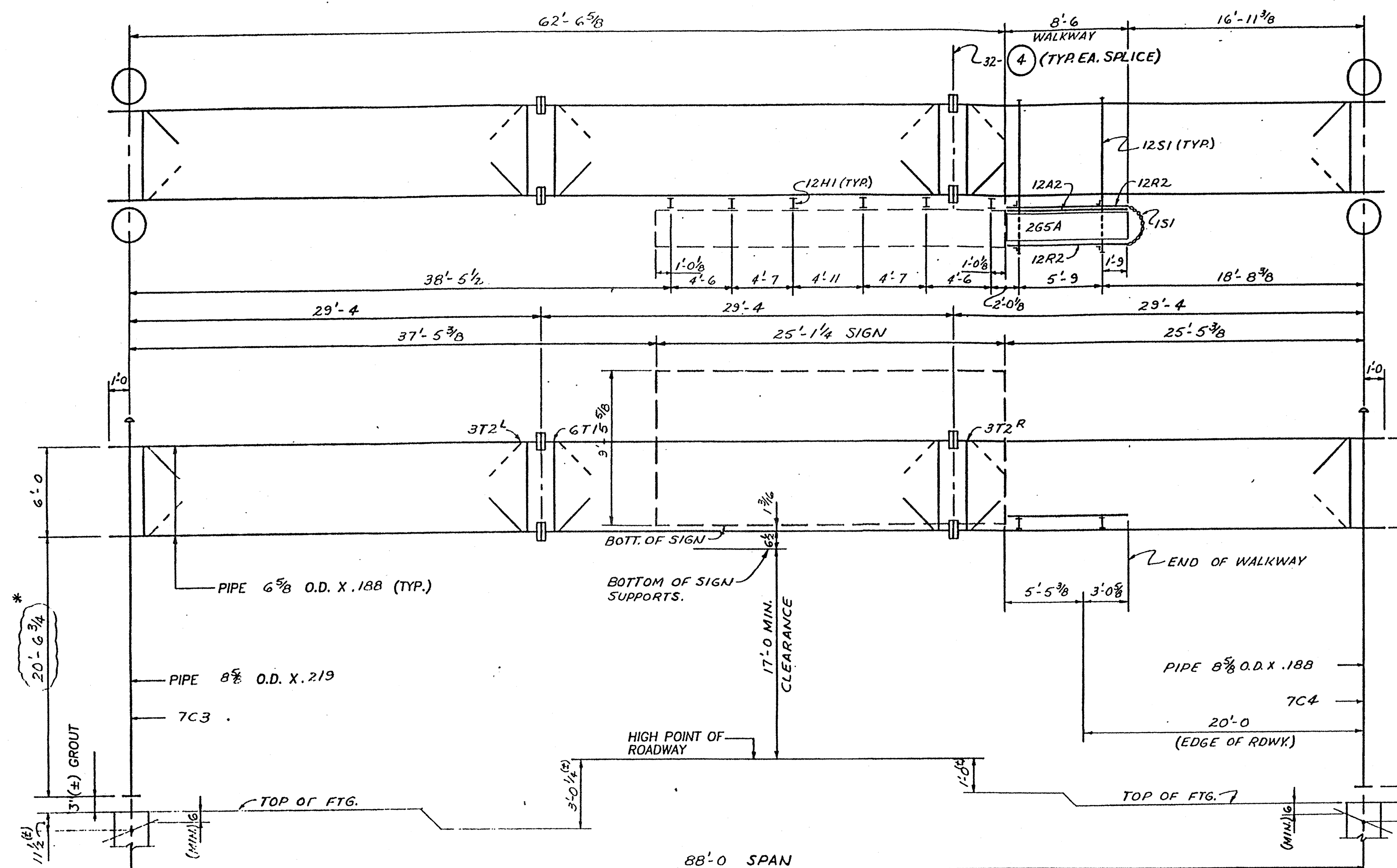


STATE: NORTH CAROLINA  
 FED. PRGJ.: CMS-421 (1)  
 ST. PROJ.: 8.1623001  
 COUNTY: FORSYTH / GUILFORD  
 ROUTE: I-40, US-52, US-421 & ETC.

POST OFFICE BOX 7888  
 4200 JEFFERSON AVENUE  
 BIRMINGHAM ALABAMA 35228  
 PHONE (205)-925-4990

SUBJECT: OVERHEAD BOX TRUSS STRUCTURE  
 ERECTION DRAWING  
 FOR: MITCHELL CONSTRUCTION Co., INC.  
 DRAWN BY: PAUL DATE: 9-8-94  
 CHECKED BY: LEB DATE: 10/94  
 C-869

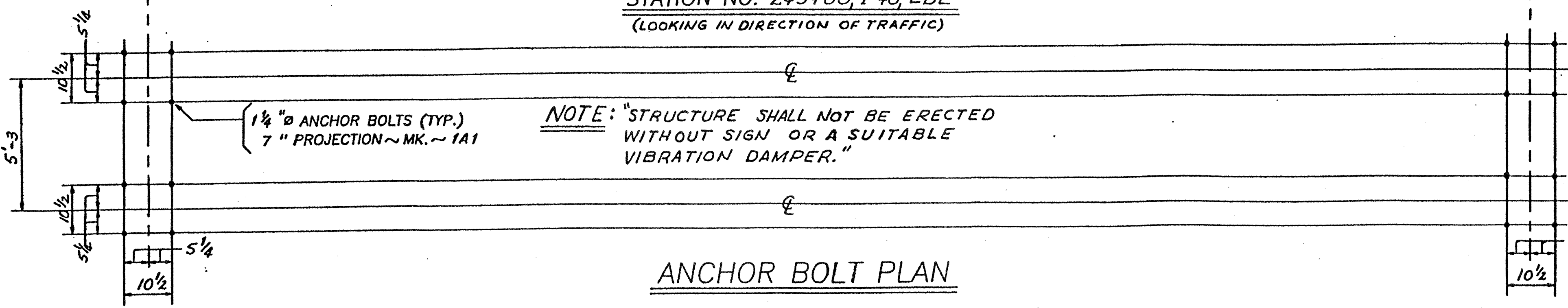
SHIPPING LIST		
QTY.	MARK	DESCRIPTION
16	1A1	ANCHOR BOLTS
2	3T2	TRUSSES
1	6T1	
1	7C3	UPRIGHTS
1	7C4	
2	1P1	HINGE PIN ASSM.'Y
1	1S1	SAFETY CHAIN
1	265A	GRATING
4	2M1	CLAMP PLATES
4	2P1	HANDRAIL POST
4	11S1	SHIM PLATES
1	12A2	SAFETY ANGLE
6	12H1	SIGN HANGERS
2	12S1	WALKWAY SUPPORTS
4	12R2	HANDRAILS (FR. & BACK)
4	(1)	3/8" x 1 1/2" HNB W/HN & LW (A307 GA)
6	(2)	1/2" x 1 1/4"
4	(3)	1 3/8" O.D. WASHERS, 1/4 GA. THK. (64)
64	(4)	7/8" x 3 3/4" HNB W/HN, FW, TW (A325 G)
4	(6)	SADDLE SHIMS #00360
4	(8)	POLE CAPS #00388 W/2 1/2" x 1/2" ST. SC
8	(U1)	5/8" U-BOLTS W/2EA HNL & LW (A307 CA)
8	(U2)	1/2" U-BOLTS W/2EA HNL, LW, FW (A307 G)
4	(U3)	
32	(U4)	



**ELEVATION**

STRUCTURE NO. VMS-2  
 STATION NO. 245+00, I-40, EBL  
 (LOOKING IN DIRECTION OF TRAFFIC)

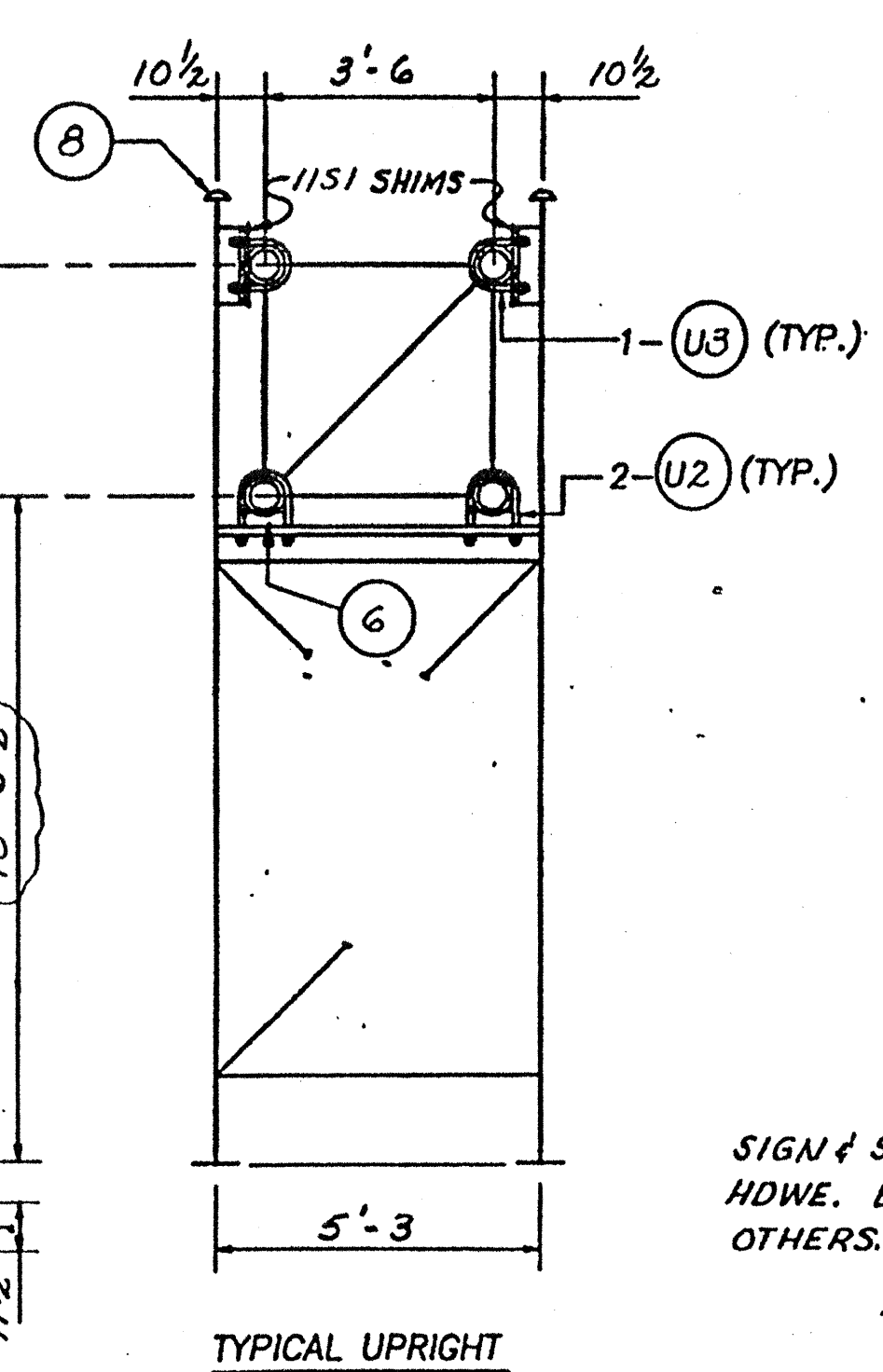
NOTE: "STRUCTURE SHALL NOT BE ERECTED WITHOUT SIGN OR A SUITABLE VIBRATION DAMPER."



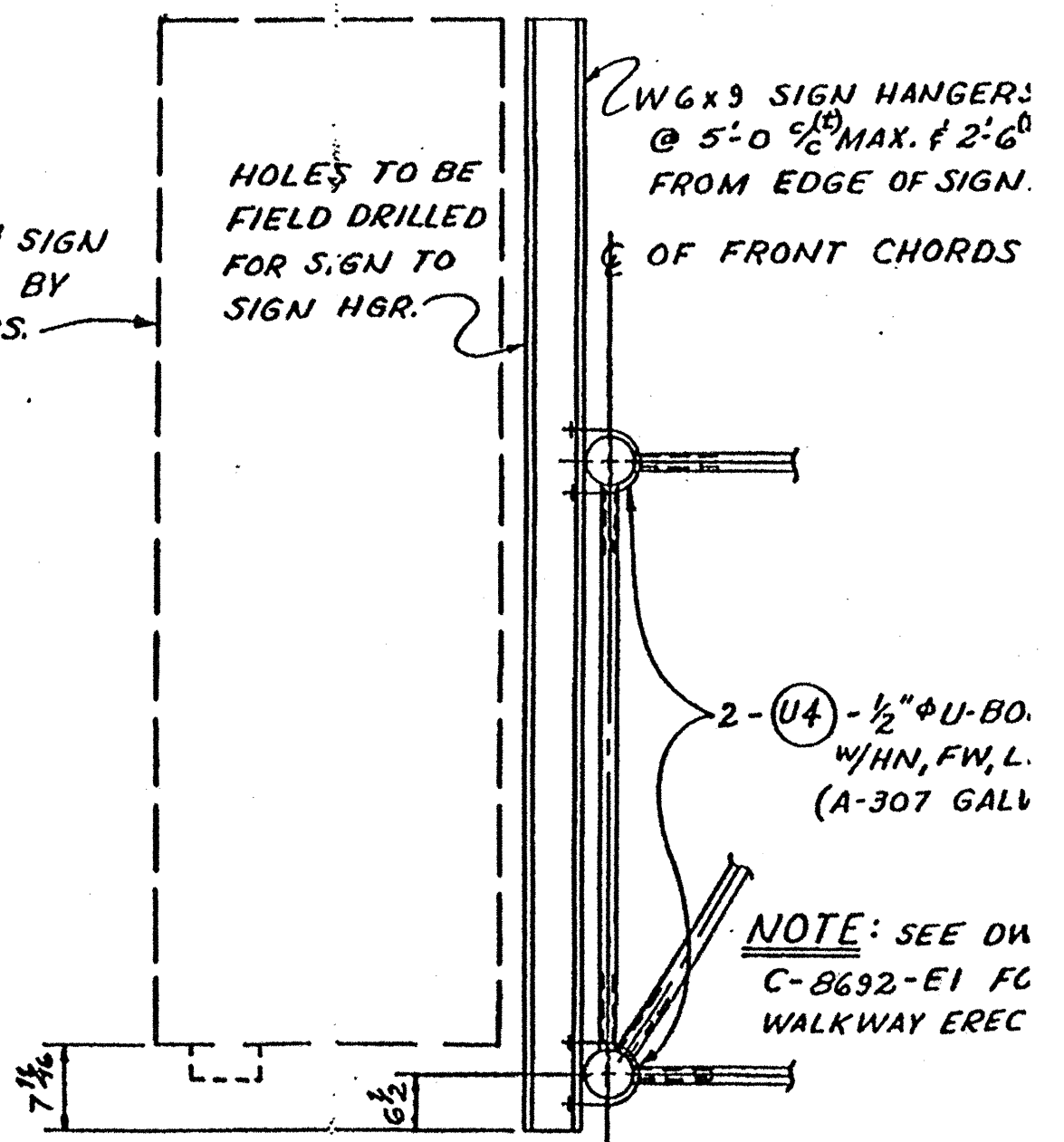
**ANCHOR BOLT PLAN**

CONTRACTOR NOTE: ALL A325 BOLTS TO BE TIGHTENED IN ACCORDANCE WITH THE TURN-OF-NUT METHOD PER N.C. DOT. SPECS. SECTION 440-10 (C)(3).

\* CUSTOMER PLEASE VERIFY.



**TYPICAL UPRIGHT**



**TYPICAL SECTION @ TRUSS**



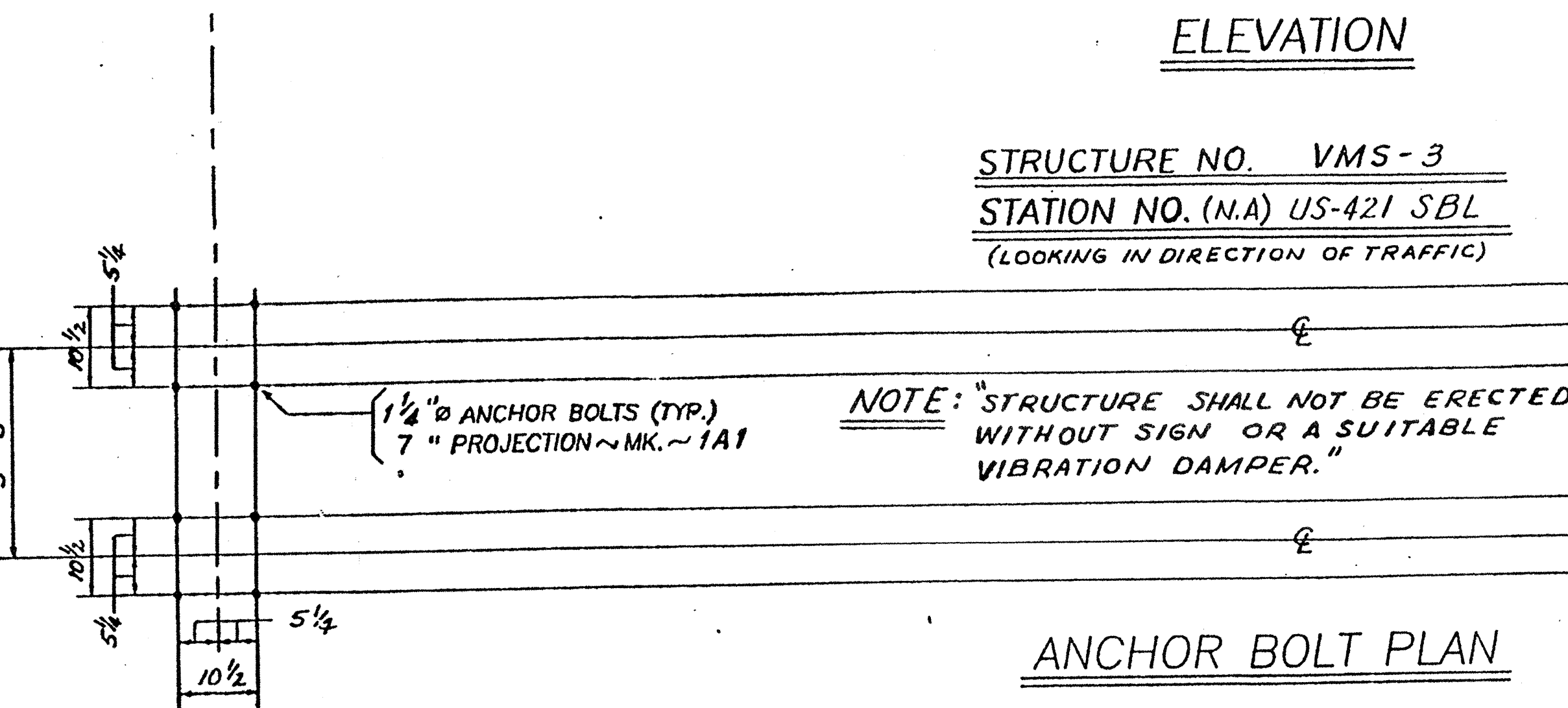
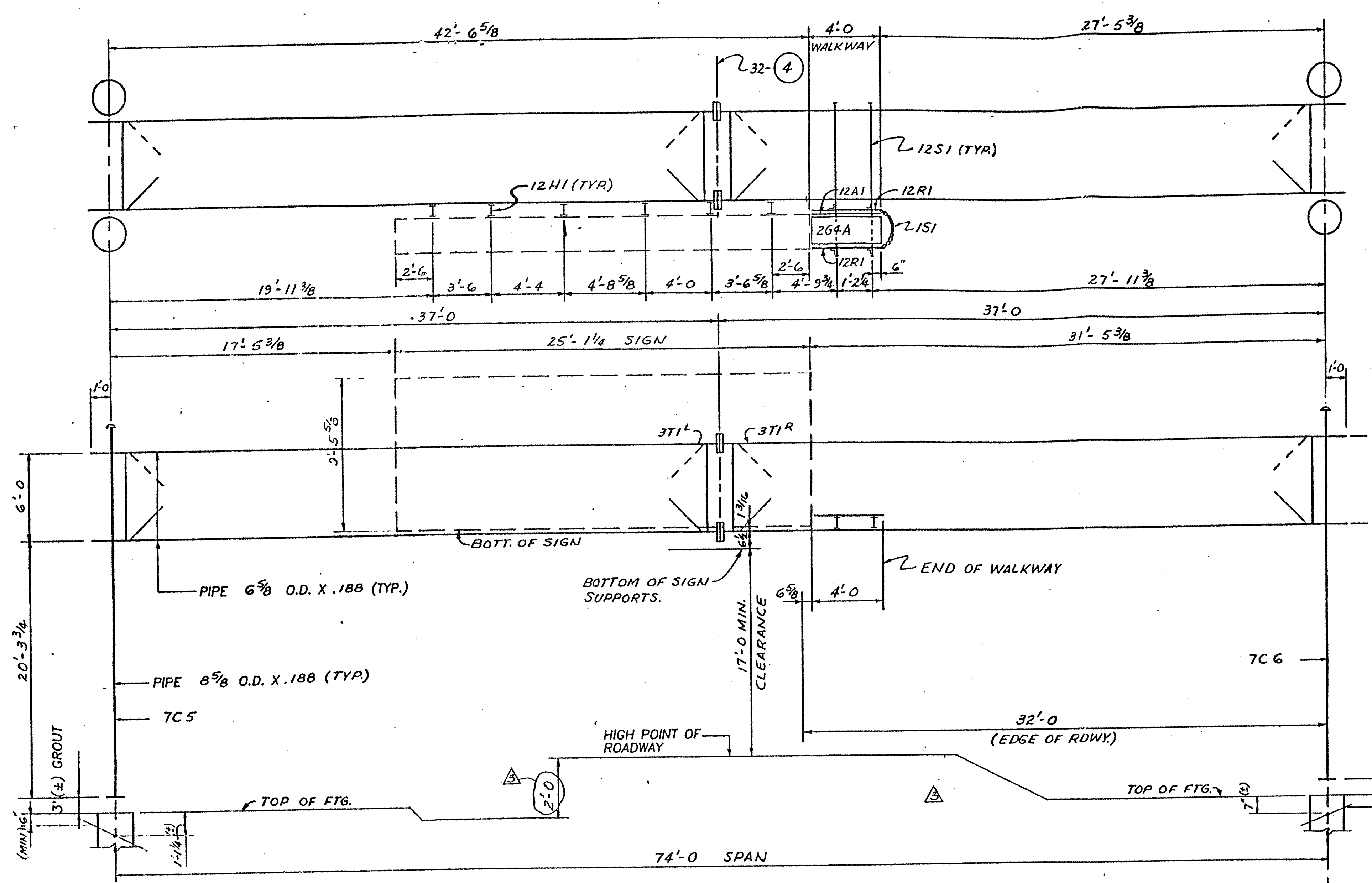
STATE: NORTH CAROLINA  
 FED. PROJ.: CMS-421 (1)  
 ST. PROJ.: 8.1623001  
 COUNTY: FORSYTH / GUILFORD  
 ROUTE: I-40, US-52

POST OFFICE BOX 7888  
 4200 JEFFERSON AVENUE  
 BIRMINGHAM ALABAMA 35228  
 PHONE (205)-923-4990

SUBJECT: OVERHEAD BOX TRUSS STRUCTURE  
 ERECTION DRAWING  
 FOR: MITCHELL CONSTRUCTION CO., INC.  
 DRAWN BY: PAUL  
 DATE: 9-10-9  
 CHECKED BY: LEB  
 DATE: 10/94



SHIPPING LIST		
QTY.	MARK	DESCRIPTION
16	1A1	ANCHOR BOLTS
2	3T1	TRUSSES
1	7C5	UPRIGHTS
1	7C6	
2	1P1	HINGE PIN ASSM'Y
1	1S1	SAFETY CHAIN
1	2G4A	GRATING
4	2M1	CLAMP PLATES
4	2P1 R	HANDRAIL-POST
4	11S1	SHIM PLATES
1	12A1	SAFETY ANGLE
6	12H1	SIGN HANGERS
2	12S1	WALKWAY SUPPORTS
4	12R1	HANDRAILS (FRT. & BACK)
4	(1)	3/8" x 1/2" HHB W/HN & LW (A307 G)
6	(2)	1/2" x 1/4"
4	(3)	1 3/8" O.D. WASHERS, 1/4 GA. THK. (6)
32	(4)	3/8" x 3/4" HHB W/HN, FWTIW (A325)
4	(6)	SADDLE SHIMS #00360
4	(8)	POLE CAPS #00388 (2) 1/2" x 1/2" ST. SC.
8	(U1)	5/8" U-BOLTS W/2EA HJ & LW (A307 C)
8	(U2)	1/2" U-BOLTS W/2EA HJ, LW, FW (A307 G)
4	(U3)	
32	(U4)	

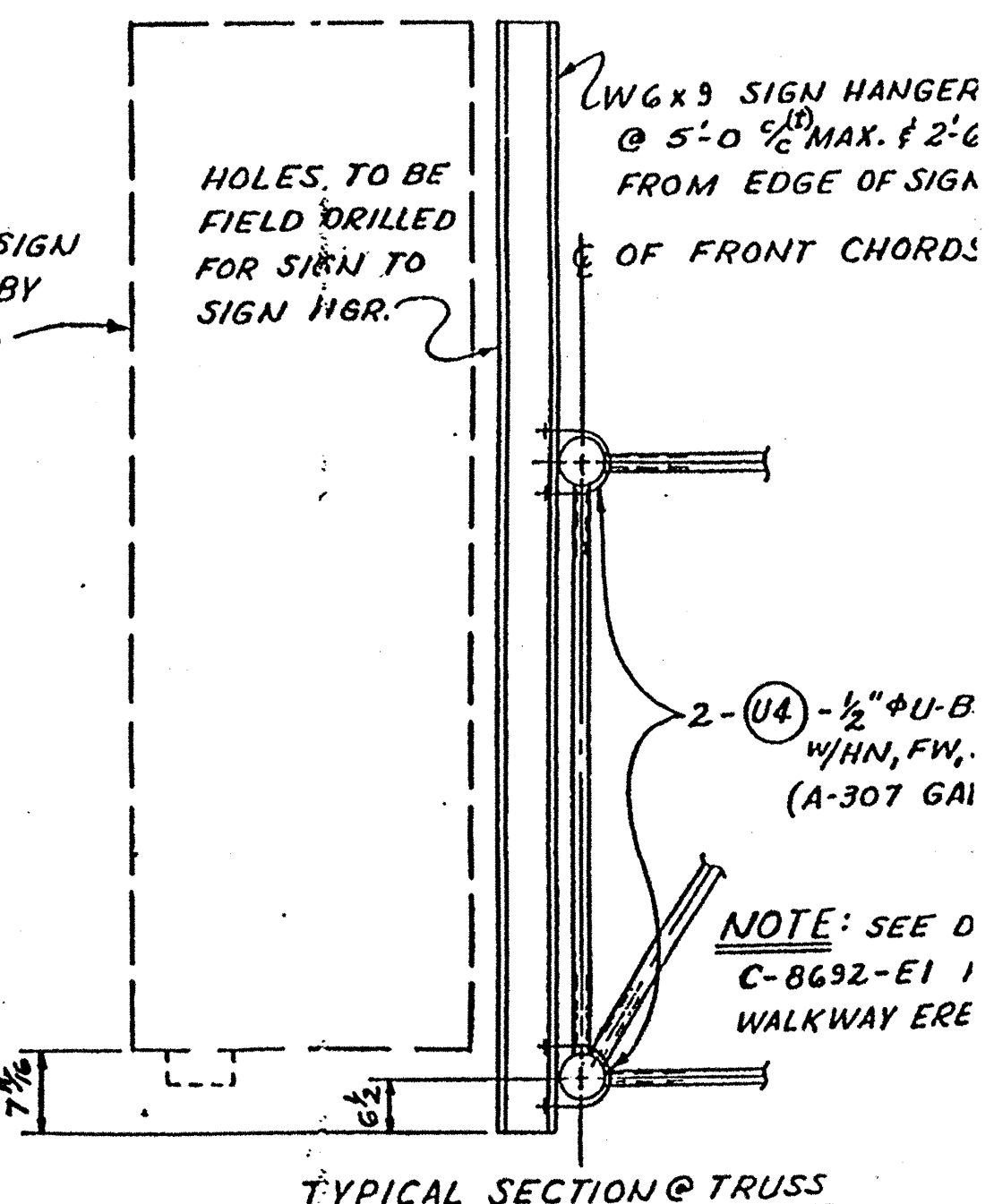
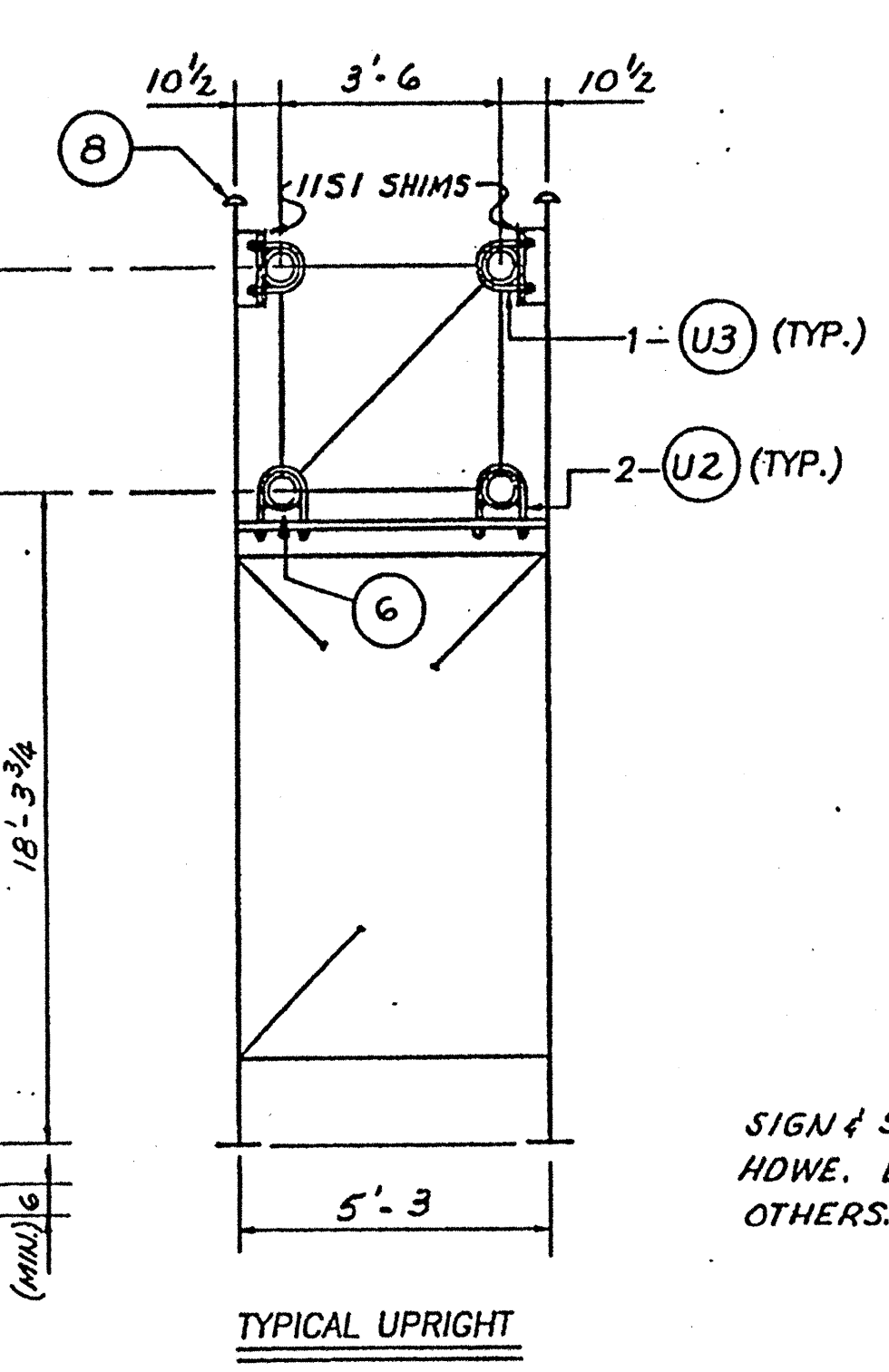
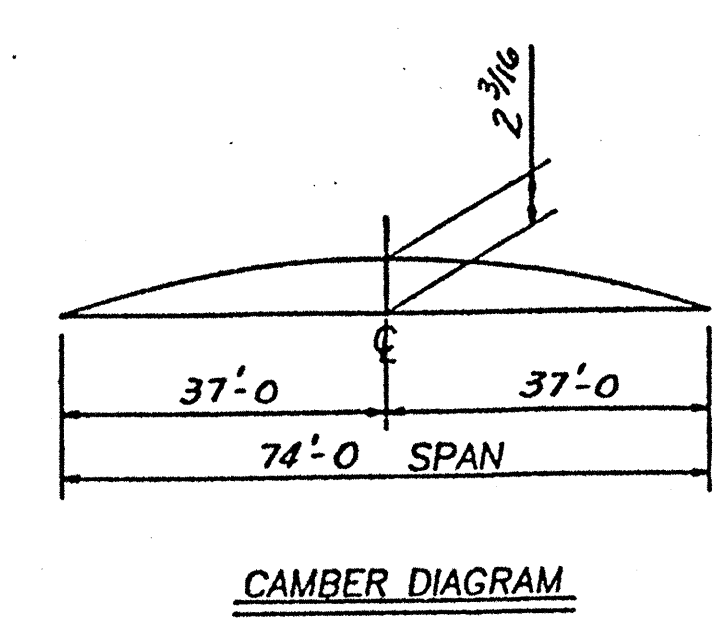


N.C. DEPT. OF TRANSPORTATION  
DIVISION OF HIGHWAYS  
STRUCTURE DESIGN UNIT

ACCEPTED  
ACCEPTED AS NOTED  
RETURNED FOR CORRECTION

JUN 5 1995

*C. L. Smith DE*



CONTRACTOR NOTE: ALL A325 BOLTS TO BE TIGHTENED IN ACCORDANCE WITH THE DIRECT TENSION INDICATOR. SPECIAL PROVISION SECTION 6.



STATE: NORTH CAROLINA  
FED. PROJ.: CMS-421 (1)  
ST. PROJ.: 8.1623001  
COUNTY: FORSYTH / GUILFORD  
ROUTE: I-40, US-52, US-421 & ETC.

SUBJECT: OVERHEAD BOX TRUSS STRUCTURE  
ERECTION DRAWING

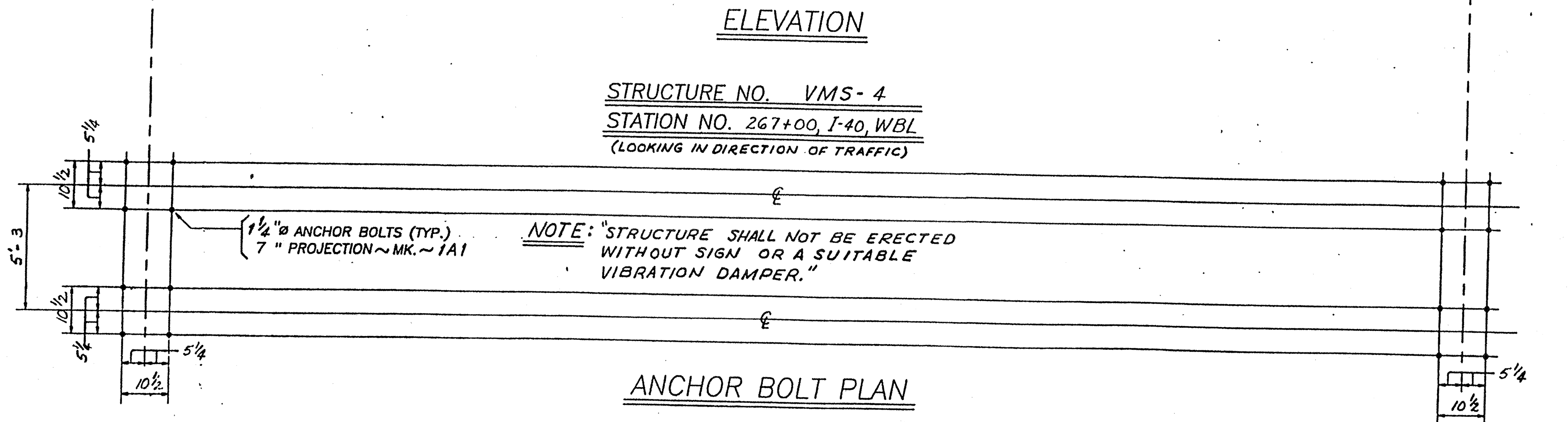
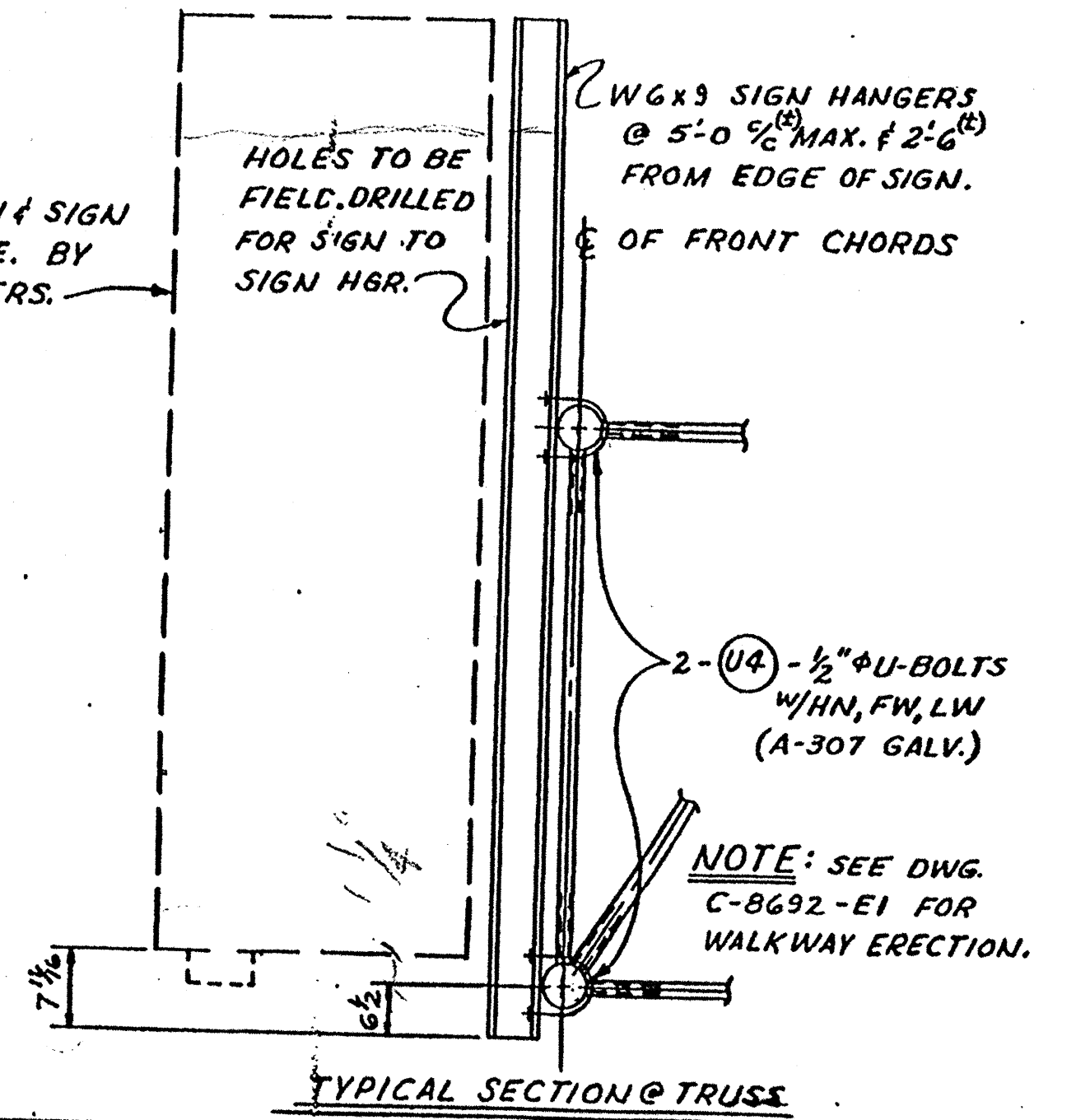
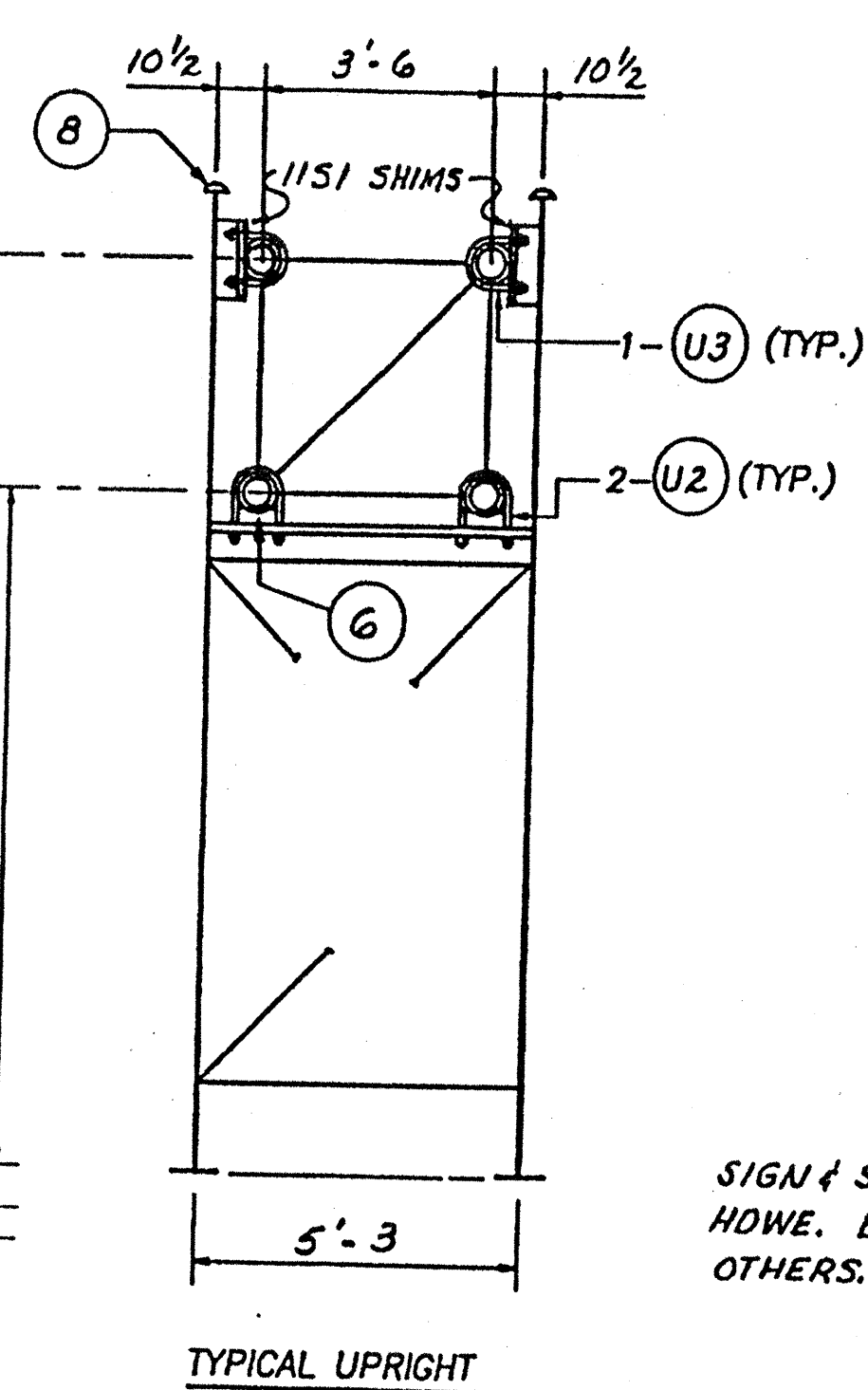
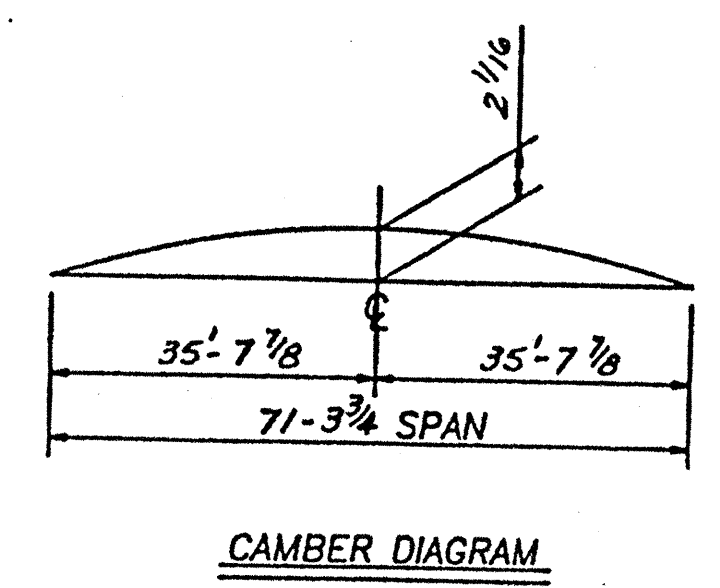
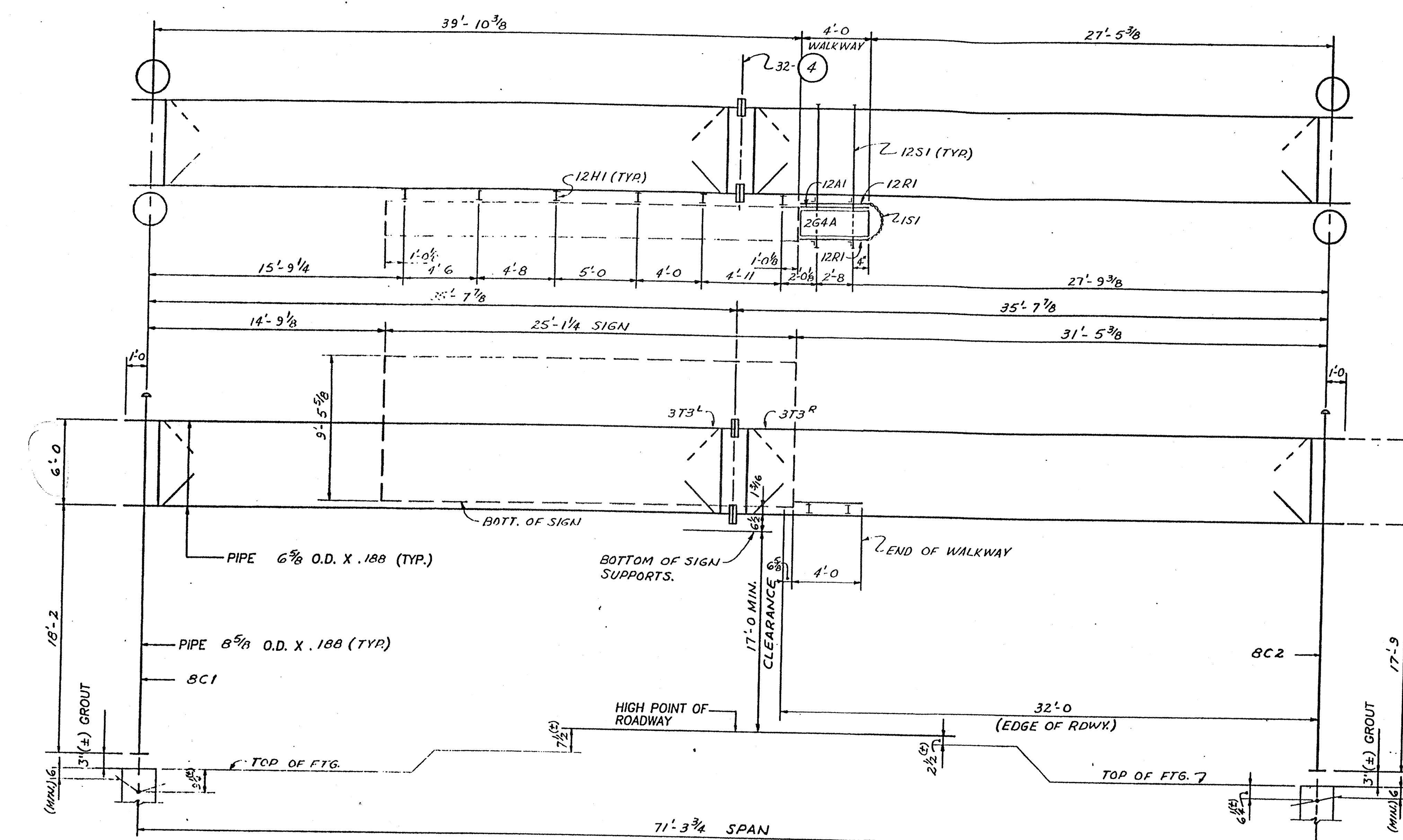
FOR: MITCHELL CONSTRUCTION CO., INC.

DRAWN BY: PAUL DATE: 9-8-94  
CHECKED BY: LEB DATE: 10/94

POST OFFICE BOX 7888  
4200 JEFFERSON AVENUE  
BIRMINGHAM ALABAMA 35228  
PHONE (205)-925-4990

REV.	DESCRIPTION	DATE	BY
1	REV. ELEV.	4-13-95	CC
2	REV. QTY. OF SIGN HGRS. & U-BOLTS	2-13-95	CC
3	DEL. BY AS SHOWN IN 111	9-95	CC

SHIPPING LIST		S-4
QTY.	MARK	DESCRIPTION
16	1A1	ANCHOR BOLTS
2	3T3	TRUSSES
1	BC1	UPRIGHTS
1	BC2	
2	1P1	HINGE PIN ASSM'Y
1	1S1	SAFETY CHAIN
1	264A	GRATING
4	2M1	CLAMP PLATES
4	2P1 R	HANDRAIL POST
4	11S1	SHIM PLATES
1	12A1	SAFETY ANGLE
6	12H1	SIGN HANGERS
2	12S1	WALKWAY SUPPORTS
4	12R1	HANDRAILS (FRT. & BACK)
4	(1)	3/8" x 1 1/4" HHB W/HN & LW (A307 GALV.)
6	(2)	1/2" x 1 1/4" ↓ ↓ ↓
4	(3)	1 3/8" O.D. WASHERS, 1/8" GA. THK. (GALV.)
32	(4)	7/8" x 3 3/4" HHB W/HN, FW, LW (A325 GALV.)
4	(6)	SADDLE SHIMS #00360
4	(8)	POLE CAPS #00388 W/2 1/2" x 1/2" ST. SCW (S.S.)
8	(U1)	1/2" U-BOLTS W/2EA) HN & LW (A307 CAD. P)
8	(U2)	1/2" U-BOLTS W/2EA) HW, LW, FW (A307 GALV.)
4	(U3)	
32	(U4)	



STRUCTURE NO. VMS-4  
 STATION NO. 267+00, I-40, WBL  
 (LOOKING IN DIRECTION OF TRAFFIC)

NOTE: "STRUCTURE SHALL NOT BE ERECTED WITHOUT SIGN OR A SUITABLE VIBRATION DAMPER."

CONTRACTOR NOTE: ALL A325 BOLTS TO BE TIGHTENED IN ACCORDANCE WITH THE TURN-OF-NUT METHOD PER N.C. DOT SPECS. SECTION 440-10 (C)(3).

$3 \frac{5}{16} + \frac{5}{16} = 3 \frac{5}{8}$

**W/P**  
 Walpar inc.

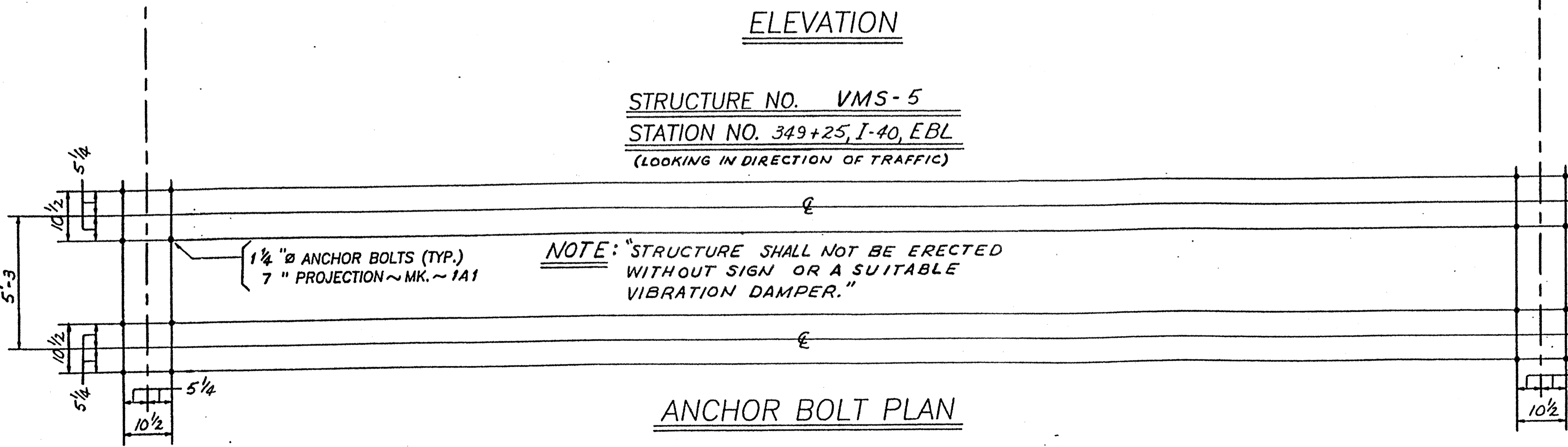
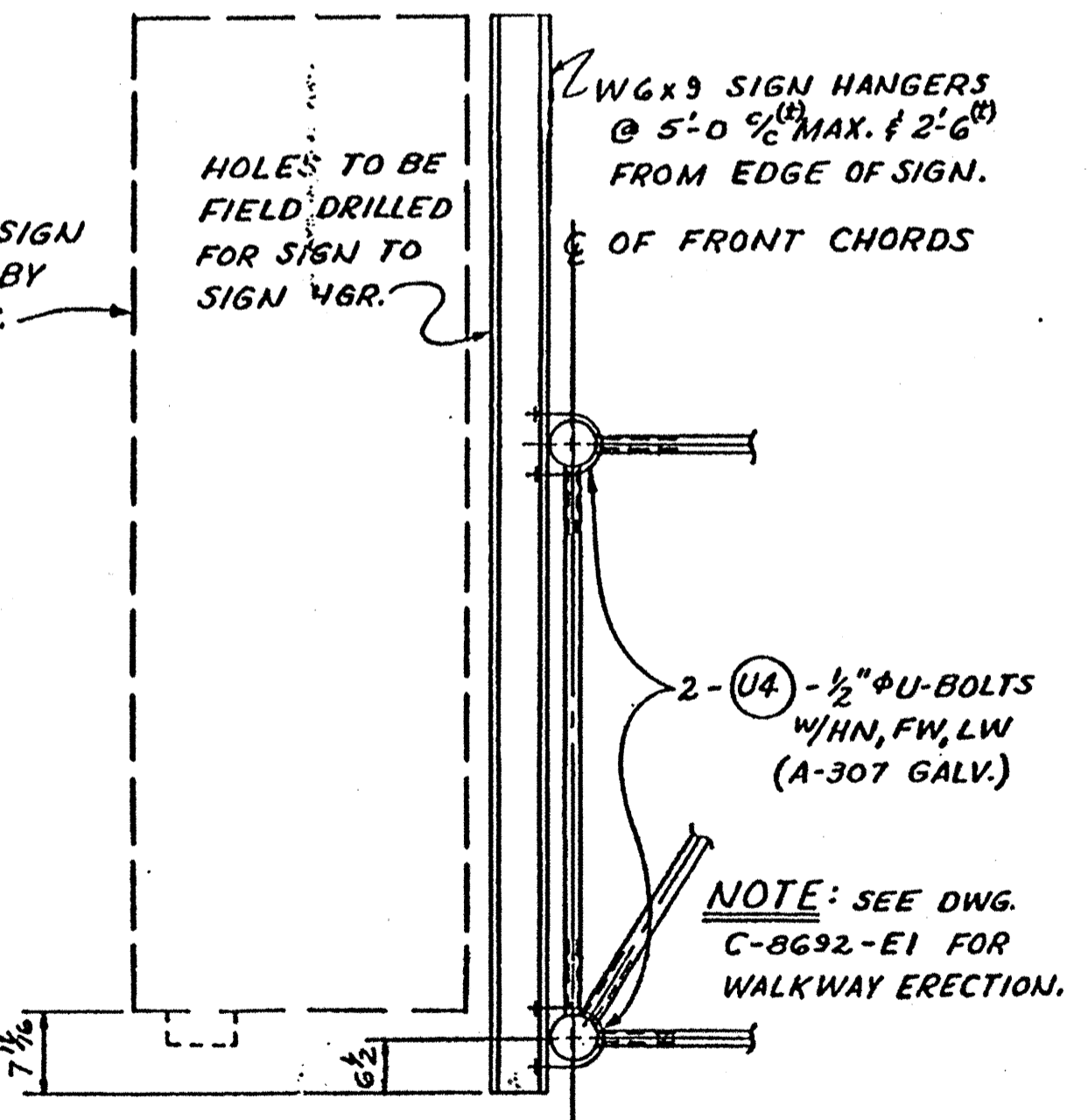
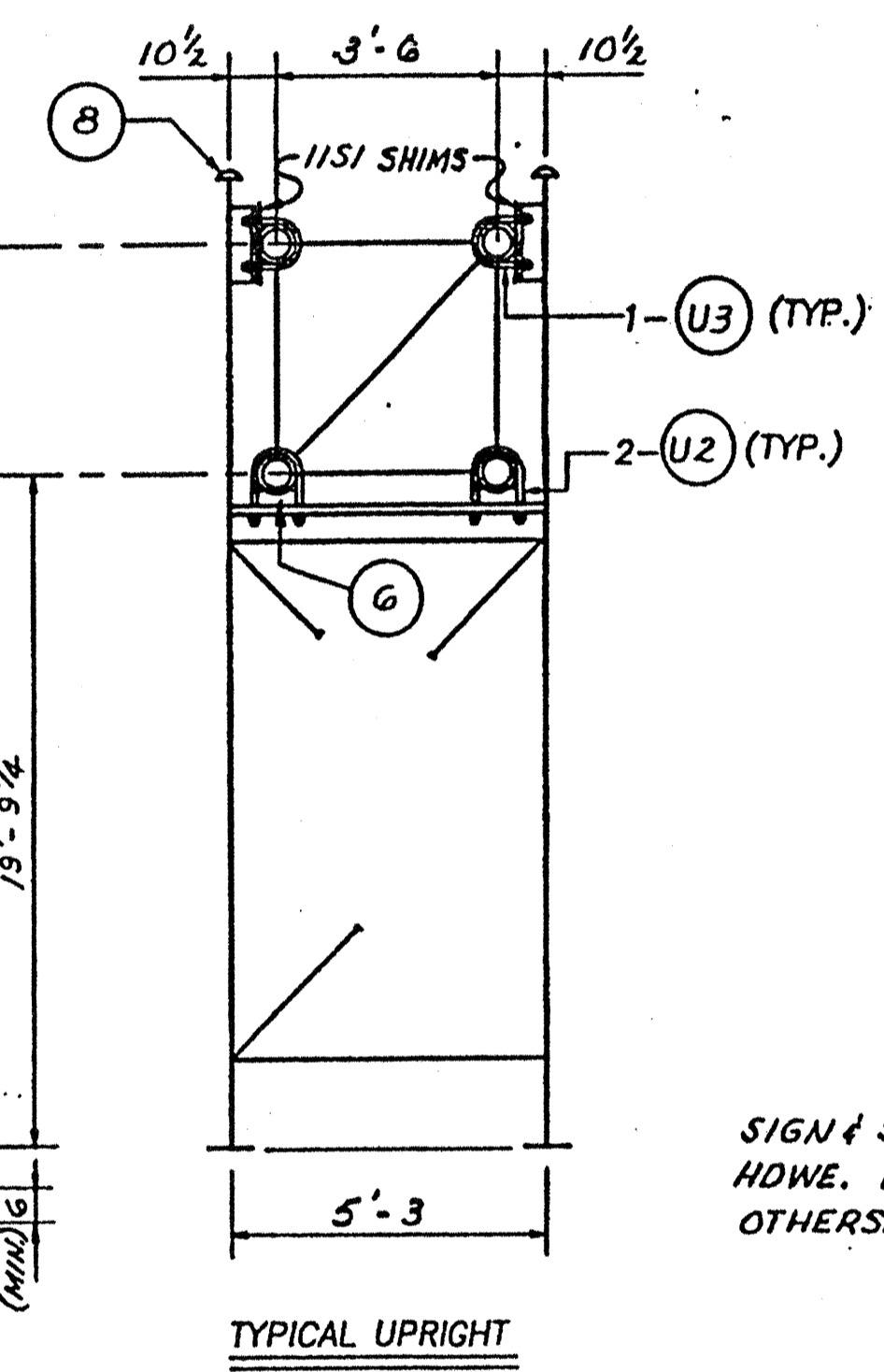
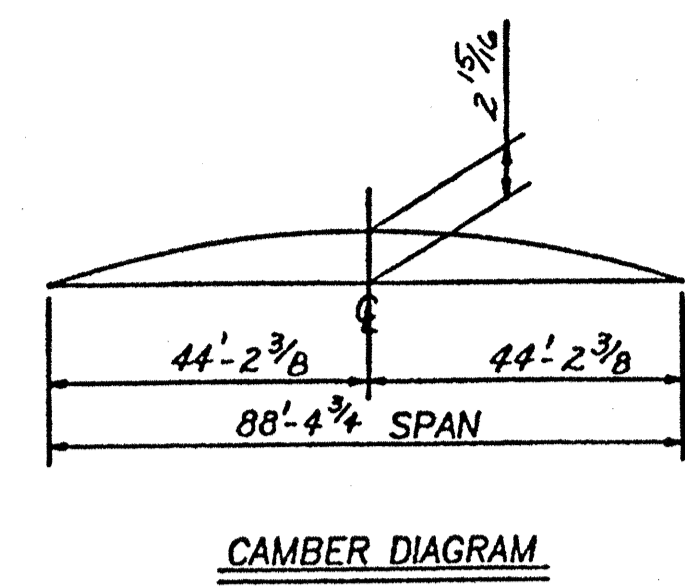
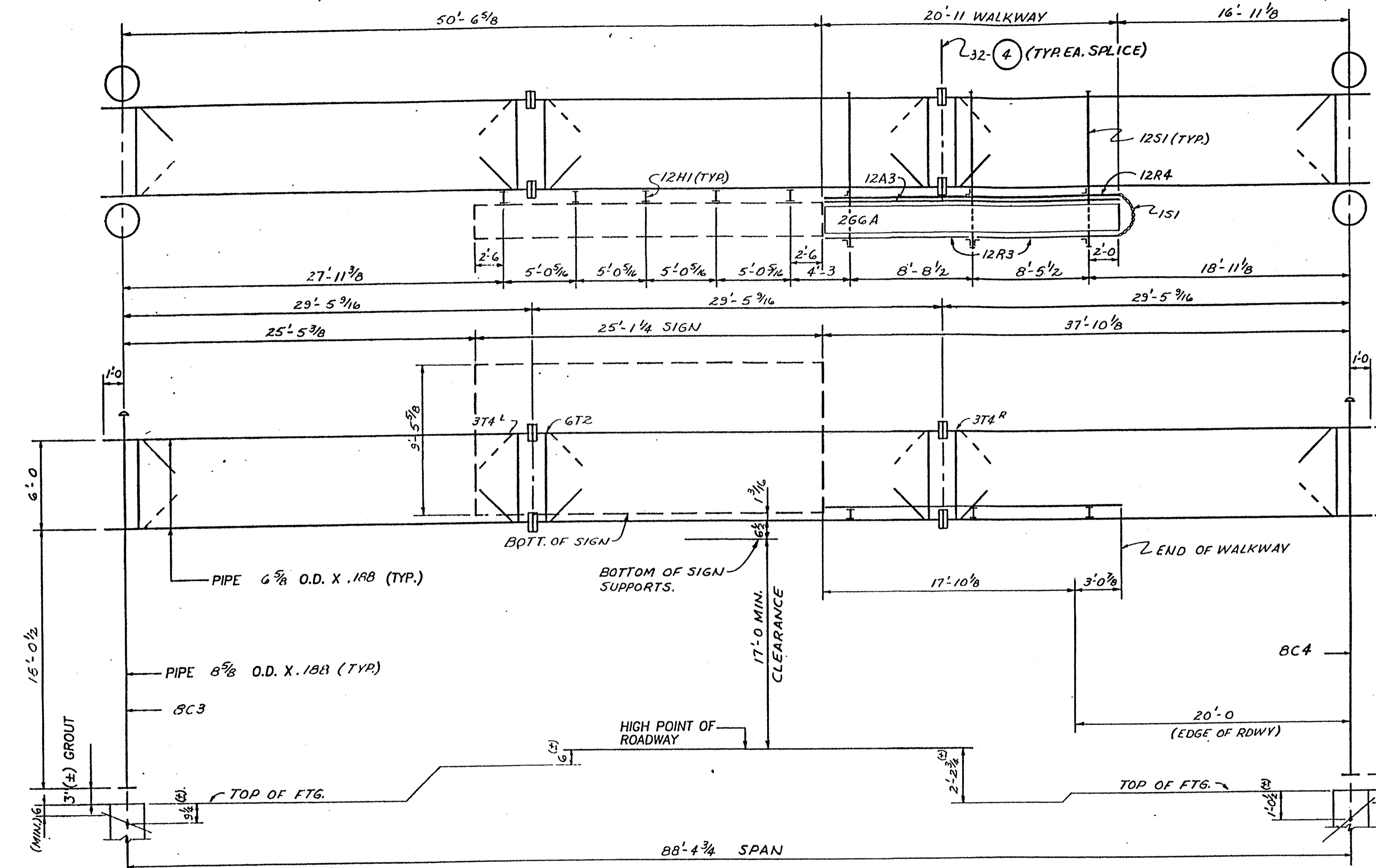
POST OFFICE BOX 7888  
 4200 JEFFERSON AVENUE  
 BIRMINGHAM ALABAMA 35228

STATE: NORTH CAROLINA  
 FED. PROJ.: CMS-421 (1)  
 ST. PROJ.: 8.1623001  
 COUNTY: FORSYTH / GUILFORD  
 ROUTE: I-40, US-52

SUBJECT: OVERHEAD BOX TRUSS STRUCTURE  
 ERECTION DRAWING  
 FOR: MITCHELL CONSTRUCTION CO., INC.



SHIPPING LIST			S-5
QTY.	MARK	DESCRIPTION	ORI PGA
16	1A1	ANCHOR BOLTS	
2	3T4	TRUSSES	
1	6T2		
1	BC3	UPRIGHTS	
1	BC4		
3	1P1	HINGE PIN ASSM'Y	
1	1S1	SAFETY CHAIN	
1	266A	GRATING	
6	2M1	CLAMP PLATES	
6	2P1 <sup>R</sup>	HANDRAIL POST	
1	2P1 <sup>L</sup>		
4	11S1	SHIM PLATES	
1	12A3	SAFETY ANGLE	
5	12H1	SIGN HANGERS	
3	12S1	WALKWAY SUPPORTS	
4	12R3	HANDRAILS	
2	12R4	(BACK)	
6	(1)	3/8" X 1 1/4" HHB W/HN & LW (A307 GALV)	1/16
9	(2)	1/2" X 1 1/4"	1/32
6	(3)	1 3/8" O.D. WASHERS, MGA. THK. (GALV)	1/4
64	(4)	7/8" X 3 3/4" HHB W/HN, FW, LW (A325 GALV)	3/16
4	(6)	SADDLE SHIMS #00360	
4	(8)	POLE CAPS #00388 W/2 1/2" X 1/2" ST. SCW (S.S)	
14	(U1)	5/8" U-BOLTS W/2EA) HN & LW (A307 CAD. P)	
8	(U2)	1/2" U-BOLTS W/2EA) HN & LW (A307 GALV)	
4	(U3)		
32	(U4)		



STRUCTURE NO. VMS-5  
 STATION NO. 349+25, I-40, EBL  
 (LOOKING IN DIRECTION OF TRAFFIC)

NOTE: "STRUCTURE SHALL NOT BE ERECTED WITHOUT SIGN OR A SUITABLE VIBRATION DAMPER."

CONTRACTOR NOTE: ALL A325 BOLTS TO BE TIGHTENED IN ACCORDANCE WITH THE TURN-OF-NUT METHOD PER N.C. DOT. SPECS. SECTION 440-10 (C)(3).

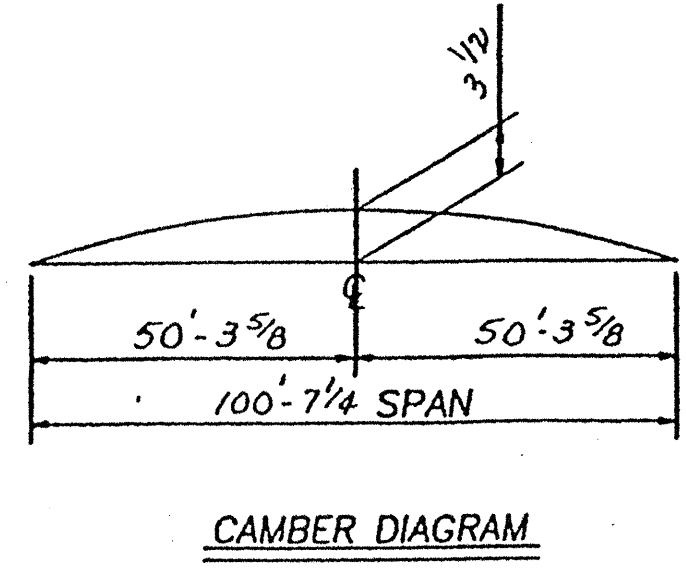
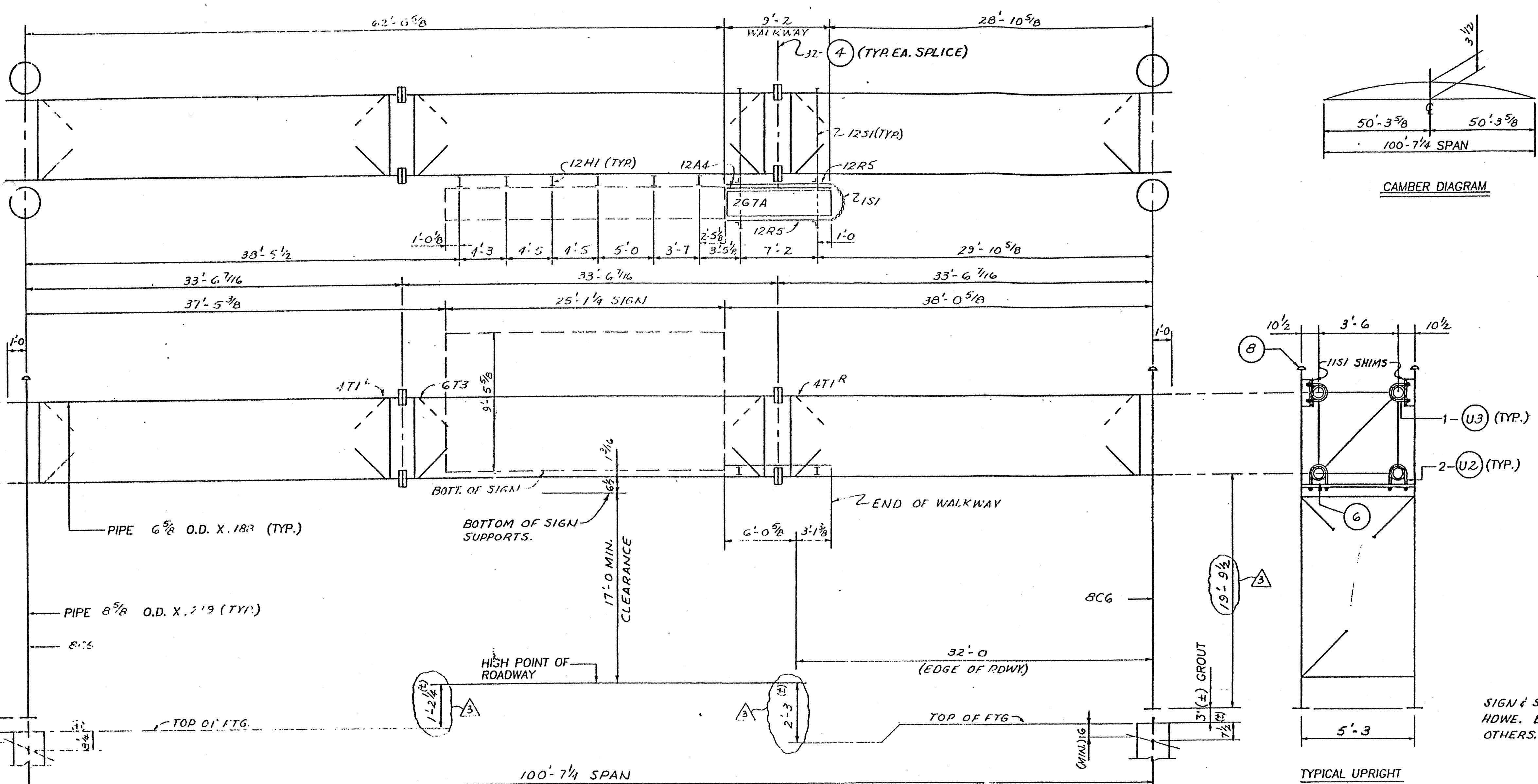
**W/P Walpar inc.**

STATE: NORTH CAROLINA  
 FED. PROJ.: CMS-421 (1)  
 ST. PROJ.: 8.1623001  
 COUNTY: FORSYTH / GUILFORD  
 ROUTE: I-40, US-52

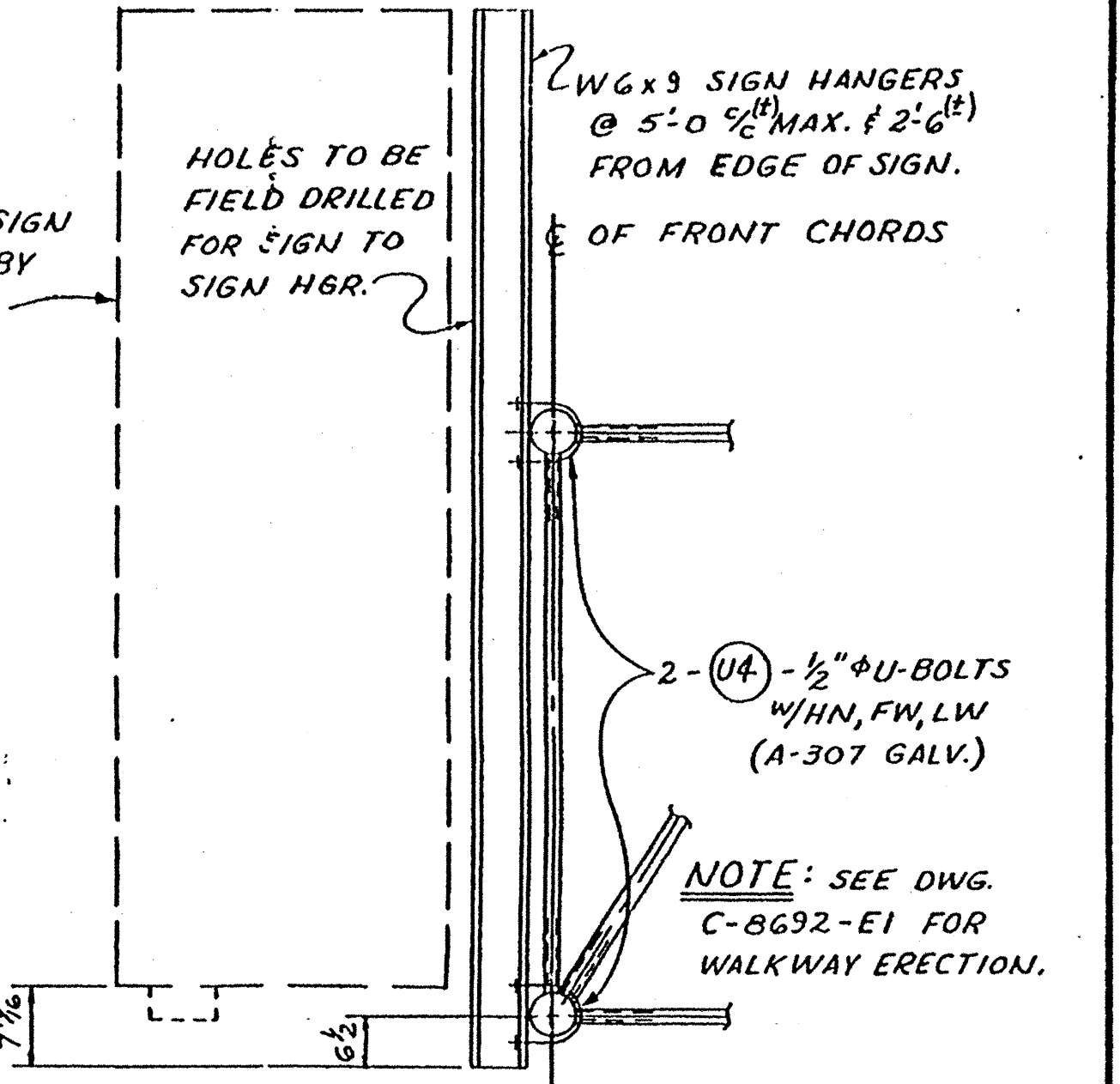
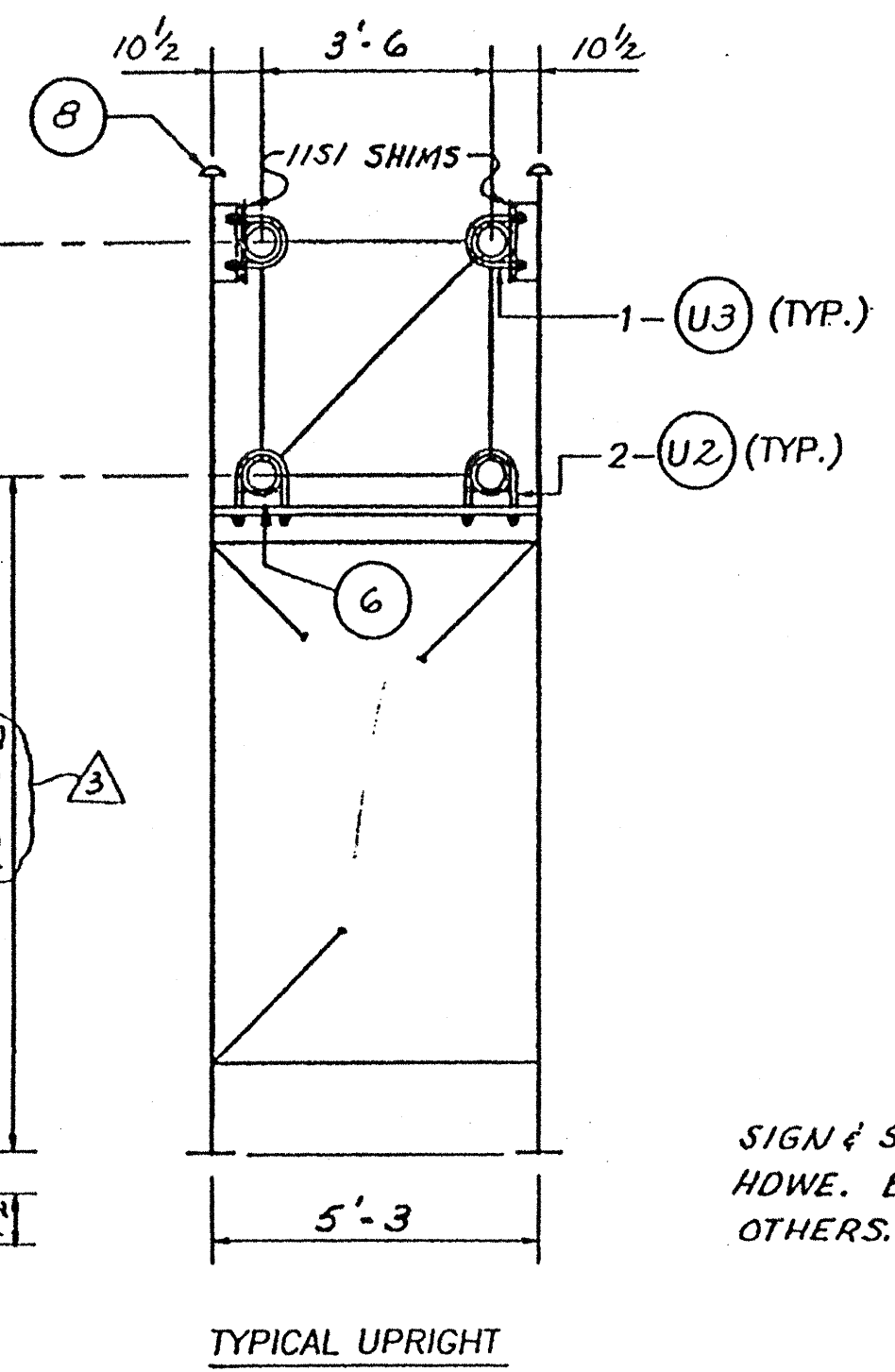
SUBJECT: OVERHEAD BOX TRUSS STRUCTURE  
 ERECTION DRAWING  
 FOR: MITCHELL CONSTRUCTION Co., Inc.

DRAWN BY: PAUL DATE: 9-12-94  
 CHECKED BY: LEB DATE: 10/94

POST OFFICE BOX 7888  
 4200 JEFFERSON AVENUE  
 BIRMINGHAM ALABAMA 35228  
 PHONE (205)-925-4990



SHIPPING LIST			5-6	ORD. PG./LN.
QTY.	MARK	DESCRIPTION		
16	1A1	ANCHOR BOLTS		
2	4T1 1/2	TRUSSES		
1	GT3			
1	BCS	UPRIGHTS		
1	BCG			
2	1P1	HINGE PIN ASSM.'Y		
1	1S1	SAFETY CHAIN		
1	2G7A	GRATING		
4	2M1	CLAMP PLATES		
4	2P1 R	HANDRAIL POST		
4	11S1	SHIM PLATES		
1	12A4	SAFETY ANGLE		
4	12H1	SIGN HANGERS		
2	12S1	WALKWAY SUPPORTS		
4	12R5	HANDRAILS (FRT & BACK)		
4	(1)	3/8" x 1 1/4" HHB W/HN & LW (A307 GALV)	2 1/2	13
6	(2)	1/2" x 1 1/4"	2 1/2	14
4	(3)	1 3/8" O.D. WASHERS, 14 GA. THK. (GALV.)	2 1/4	
6	(4)	1/8" x 3 3/4" HHB W/HN, FW, TW (A325 GALV)	2 1/2	15
4	(6)	SADDLE SHIMS #00360		
4	(8)	POLE CAPS #00388 W/1/2" x 1/2" ST. SCW (S.S.)		
8	(U1)	5/8" U-BOLTS W/2EA HN & LW (A307 CAD. P)		
8	(U2)	1/2" U-BOLTS W/2EA HN, LW, FW (A307 GALV.)		
4	(U3)			
2	(U4)			



STRUCTURE NO. VMS-6  
 STATION NO. (NA) I-40, WBL  
 (LOOKING IN DIRECTION OF TRAFFIC)

N.C. DEPT. OF TRANSPORTATION  
 DIVISION OF HIGHWAYS  
 STRUCTURE DESIGN UNIT  
 ACCEPTED  
 ACCEPTED AS NOTED  
 RETURNED FOR CORRECTION  
 JUL 19 1995  
 J. L. Smith, Jr., P.E.  
 MGB

CONTRACTOR NOTE: ALL A325 BOLTS TO BE TIGHTENED IN ACCORDANCE WITH THE DIRECT TENSION INDICATOR. SPECIAL PROVISION SECTION 6.

NOTE: "STRUCTURE SHALL NOT BE ERECTED WITHOUT SIGN OR A SUITABLE VIBRATION DAMPER."

1 1/4" ANCHOR BOLTS (TYP.)  
 7" PROJECTION ~ MK. ~ 141

ANCHOR BOLT PLAN  
 BRIDGE DESIGN  
 OFFICE COPY  
 DO NOT TAKE FROM THIS OFFICE



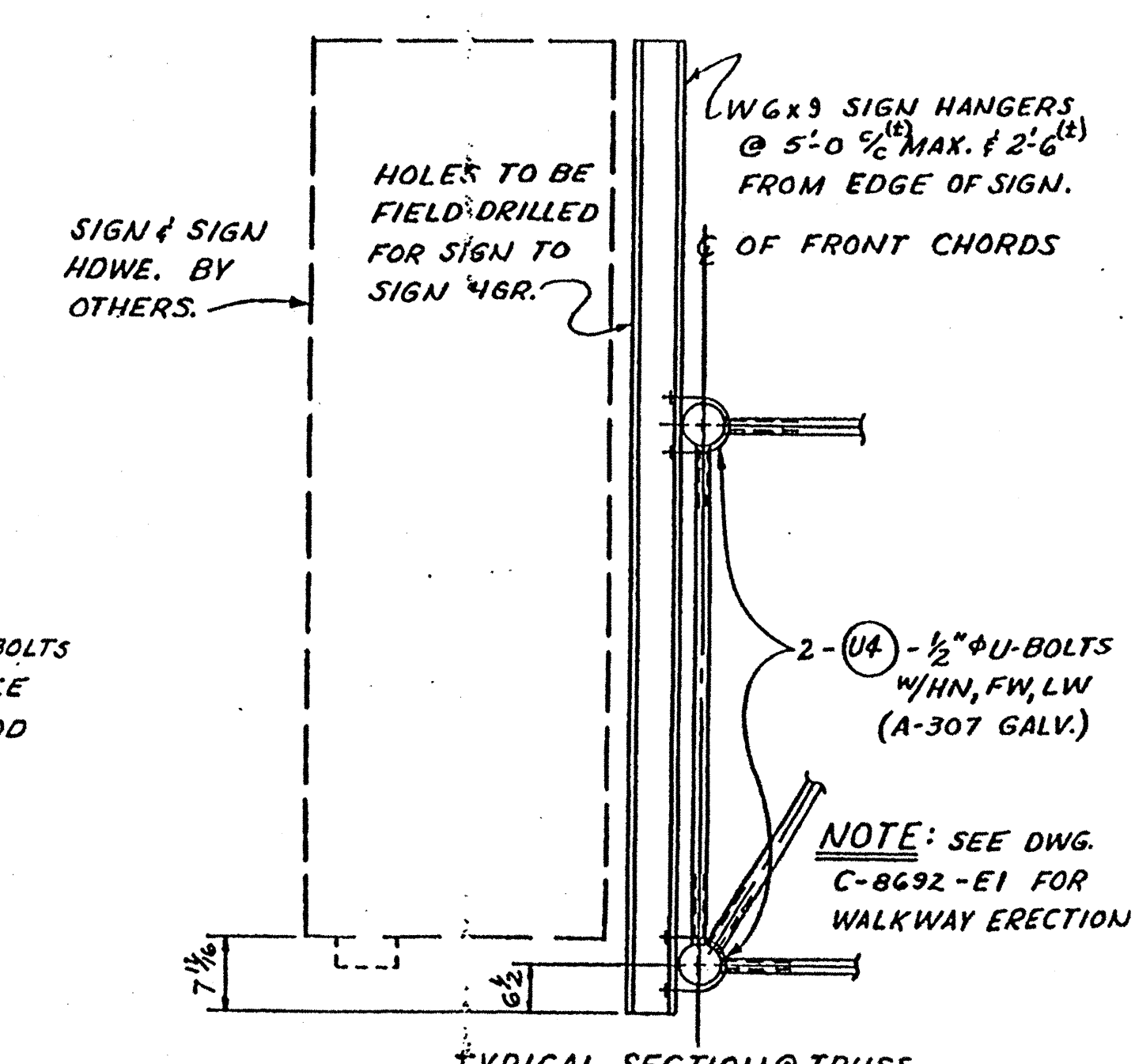
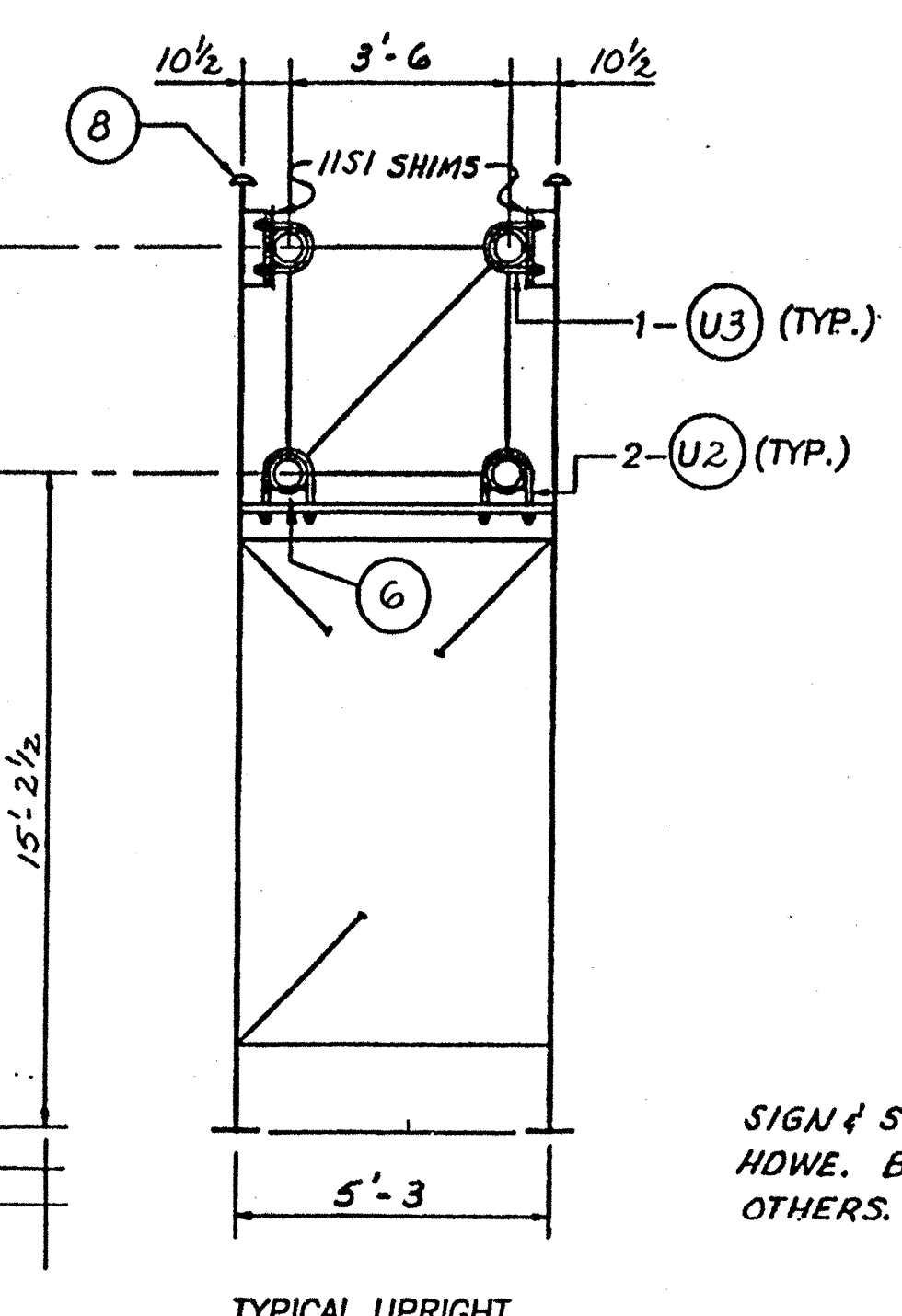
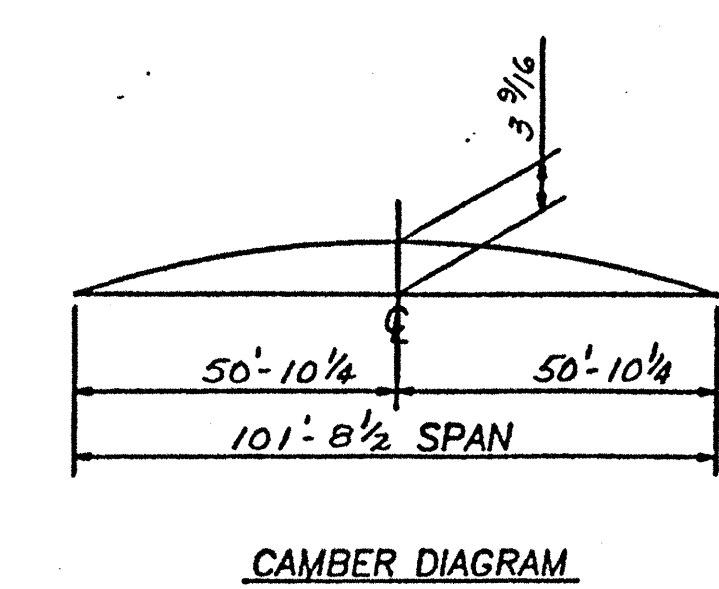
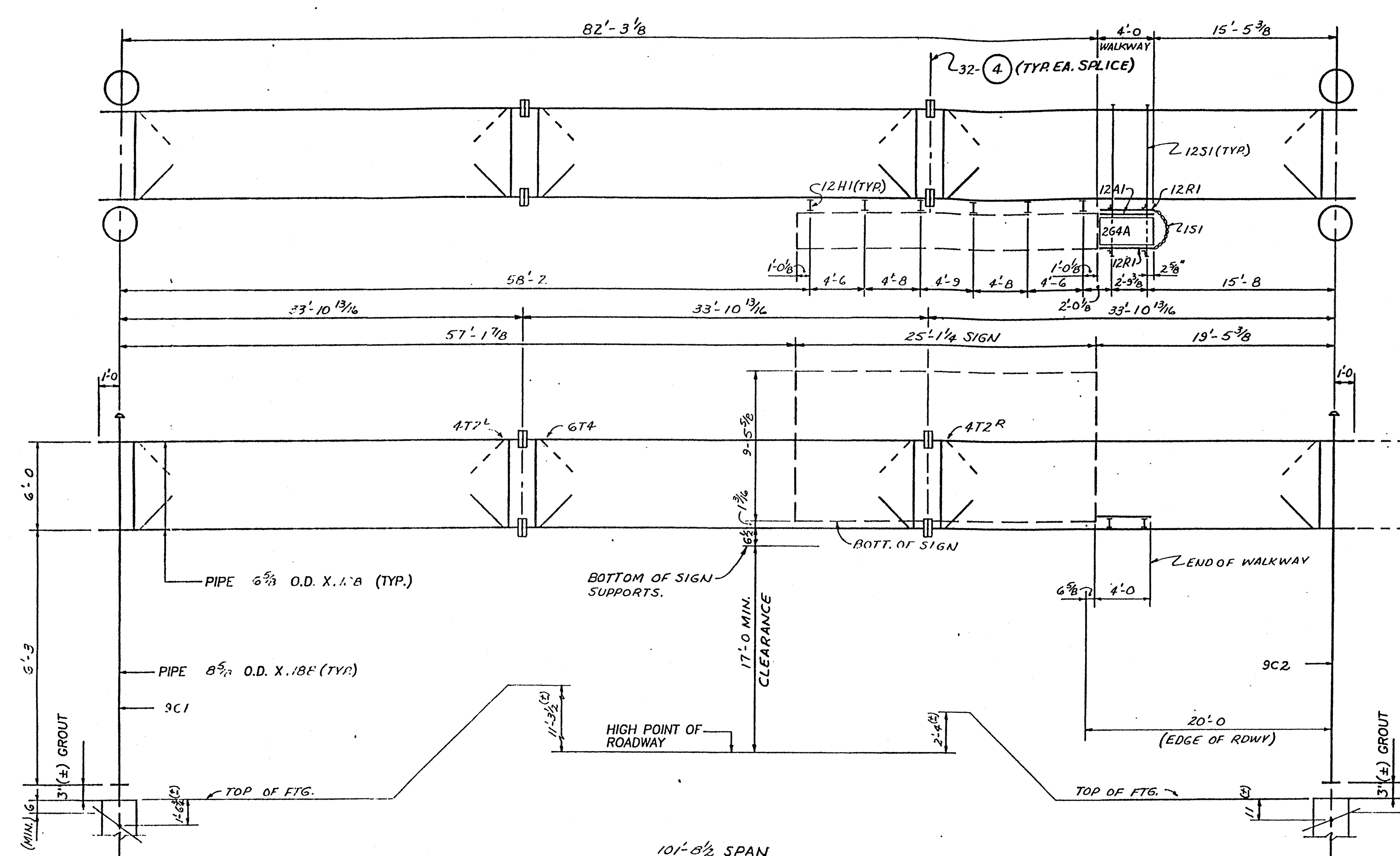
STATE: NORTH CAROLINA  
 FED. PROJ.: CMS-421 (1)  
 ST. PROJ.: 8.1623001  
 COUNTY: FORSYTH / GUILFORD  
 ROUTE: I-40, US-52

SUBJECT: OVERHEAD BOX TRUSS STRUCTURE  
 ERECTION DRAWING  
 FOR: MITCHELL CONSTRUCTION CO., INC.  
 DRAWN BY: PAUL  
 CHECKED BY: LFB  
 DATE: 9-12-94  
 DATE: 10/99  
 C-8692-E7

REV. ELEVATIONS	6-9-95	PAUL
REV. QTY. OF SIGN HGERS & U-BOLTS	2-13-95	CC
REV. QTY. OF SIGN HGERS & U-BOLTS	2-7-95	CC



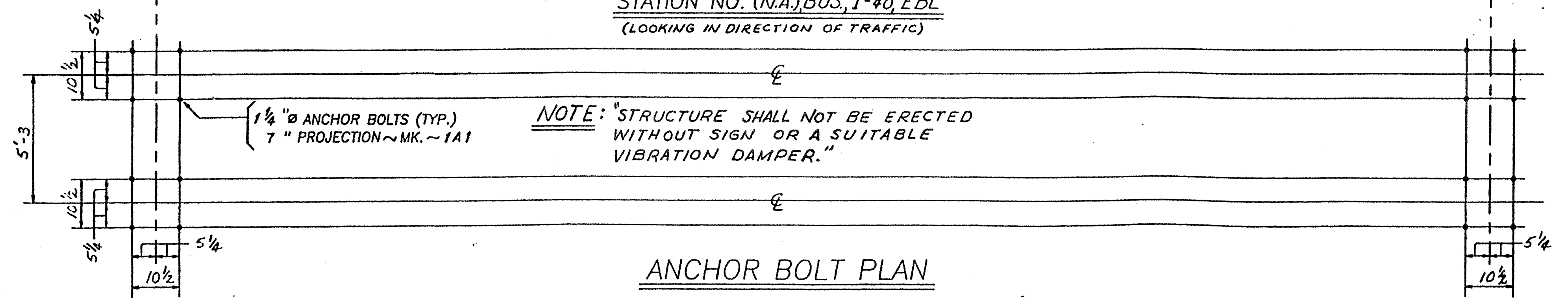
SHIPPING LIST			5-7
QTY.	MARK	DESCRIPTION	
16	1A1	ANCHOR BOLTS	
2	4T2	TRUSSES	
1	6T4		
1	9C1	UPRIGHTS	
1	9C2		
2	1P1	HINGE PIN ASSM'Y	
1	1S1	SAFETY CHAIN	
1	2G4A	GRATING	
4	2M1	CLAMP PLATES	
4	2P1 R	HANDRAIL POST	
4	11S1	SHIM PLATES	
1	12A1	SAFETY ANGLE	
6	12H1	SIGN HANGERS	
2	12S1	WALKWAY SUPPORTS	
4	12R1	HANDRAILS (FRT. & BACK)	
4	(1)	3/8" x 1 1/2" HHB W/HN & LW (A307 GALV)	
6	(2)	1/2" x 1 1/4" WASHERS, 14 GA. THK. (GALV)	
4	(3)	1 3/8" O.D. WASHERS, 14 GA. THK. (GALV)	
64	(4)	1/8" x 3 3/4" HHB W/HN, FW, TW (A325 GALV)	
4	(6)	SADDLE SHIMS #00360	
4	(8)	POLE CARS #00388 (2) 1/2" x 1/2" ST. SCHW (SS)	
8	(U1)	3/4" U-BOLTS W/REA HN & LW (A307 CAD. P)	
8	(U2)	1/2" U-BOLTS W/REA HN, LW, FW (A307 GALV)	
4	(U3)		
32	(U4)		



STRUCTURE NO. VMS-7  
 STATION NO. (N.A.) BUS, I-40, EBL  
 (LOOKING IN DIRECTION OF TRAFFIC)

NOTE: "STRUCTURE SHALL NOT BE ERECTED WITHOUT SIGN OR A SUITABLE VIBRATION DAMPER."

CONTRACTOR NOTE: ALL A325 BOLTS TO BE TIGHTENED IN ACCORDANCE WITH THE TURN-OF-NUT METHOD PER N.C. DOT. SPECS. SECTION 440-10 (C)(3).



**W/P**  
 Walpar inc.

STATE: NORTH CAROLINA  
 FED. PROJ.: CMS-421 (1)  
 ST. PROJ.: 8.1623001  
 COUNTY: FORSYTH / GUILFORD  
 ROUTE: I-40, US-52

SUBJECT: OVERHEAD BOX TRUSS STRUCTURE  
 ERECTION DRAWING  
 FOR: MITCHELL CONSTRUCTION Co., INC.

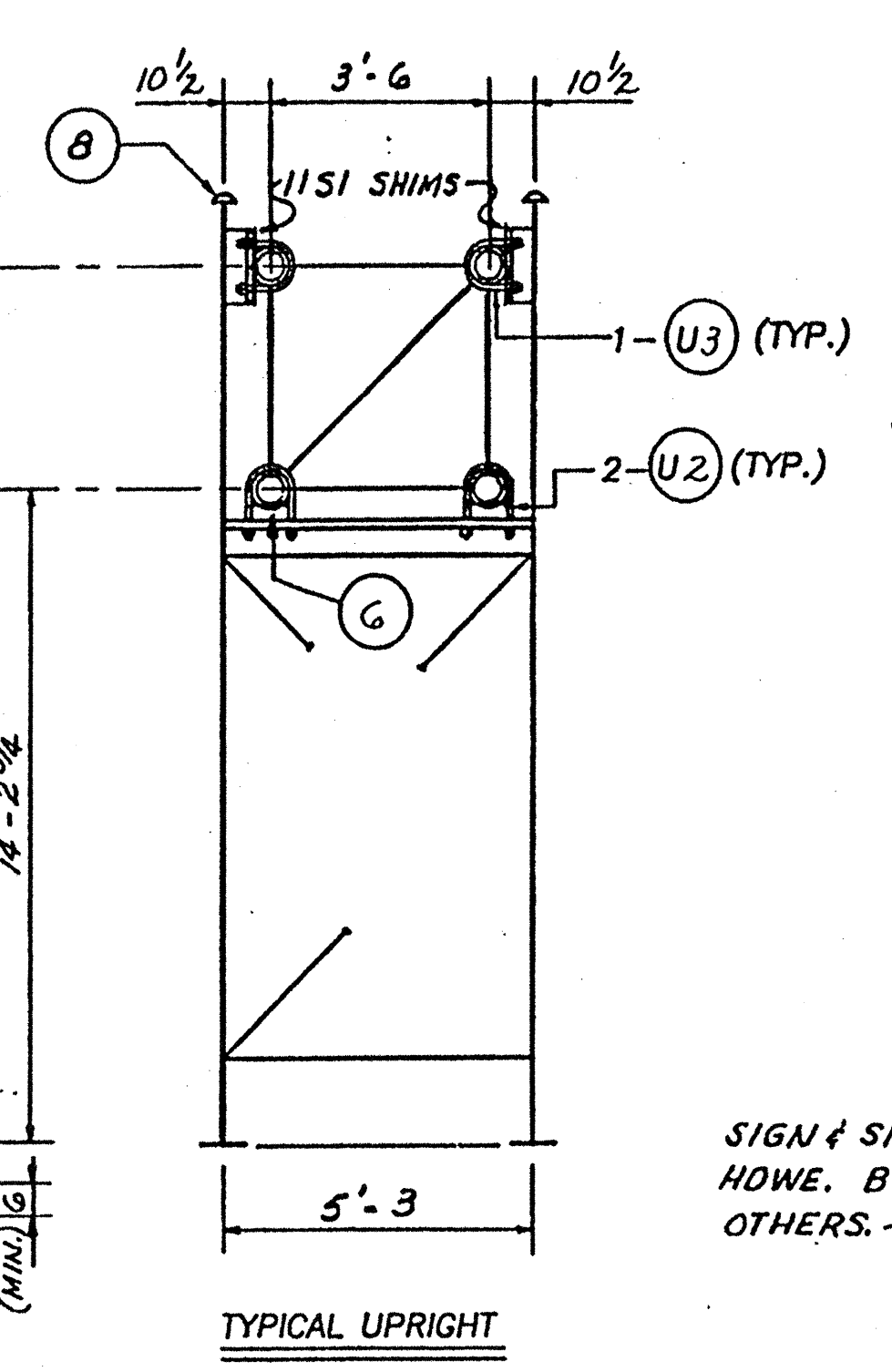
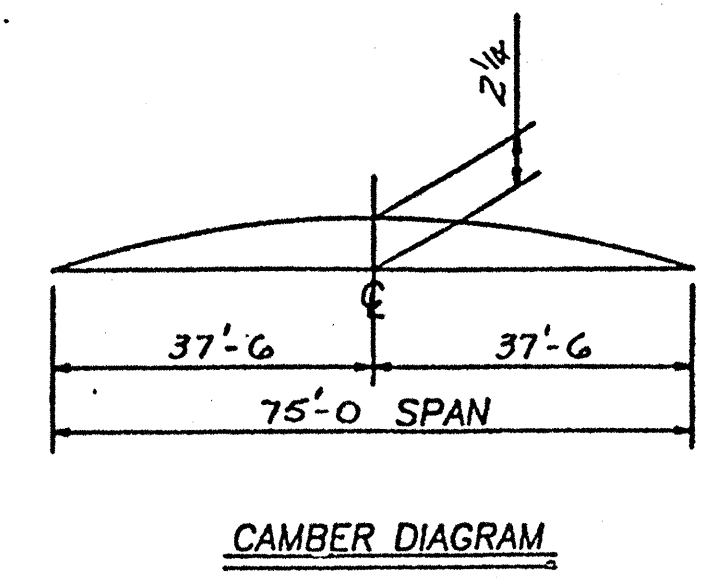
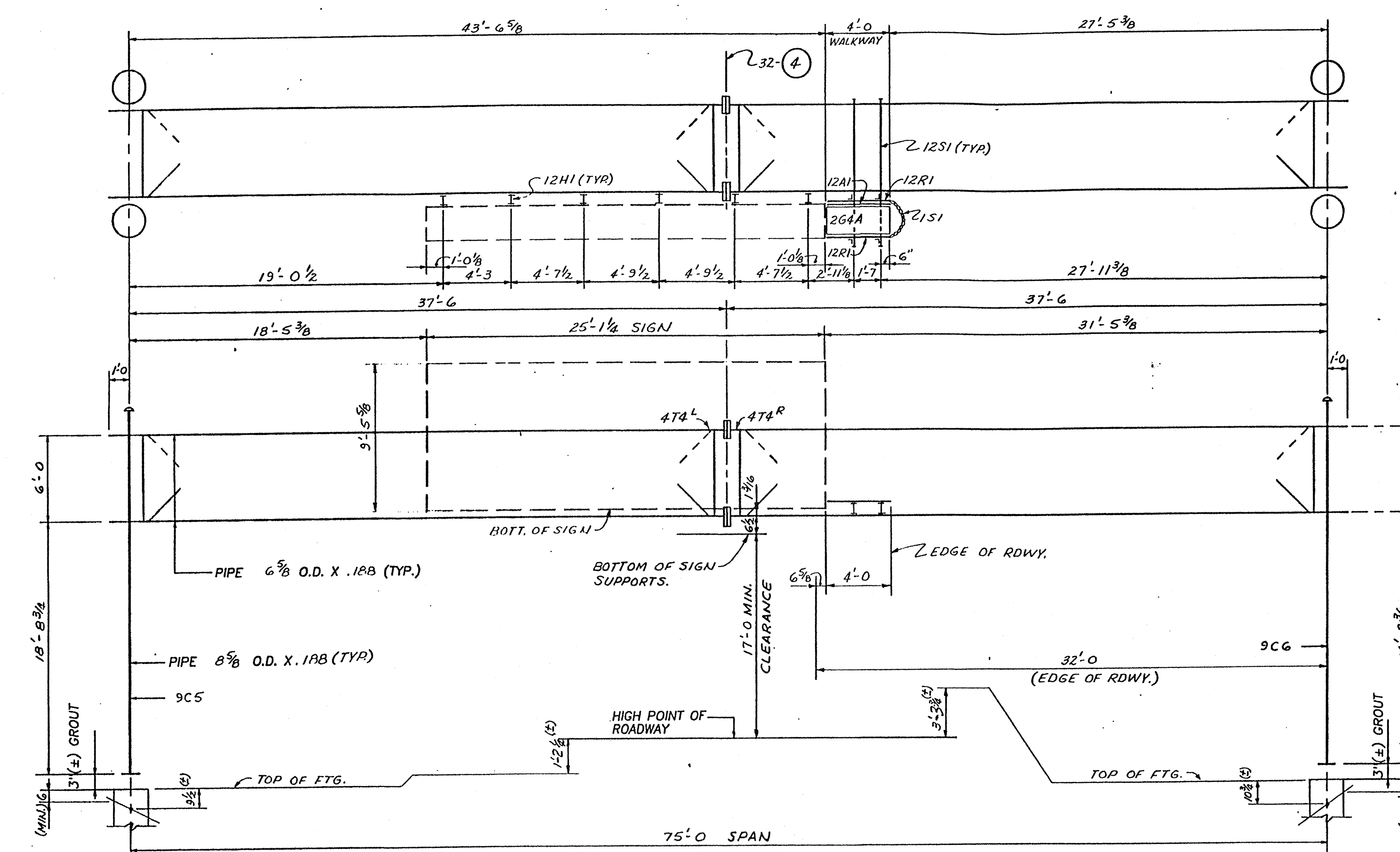
DRAWN BY: PAUL DATE: 9-13-94  
 CHECKED BY: LEB DATE: 10/94

POST OFFICE BOX 7888  
 4200 JEFFERSON AVENUE  
 BIRMINGHAM ALABAMA 35228  
 PHONE (205)-925-4990





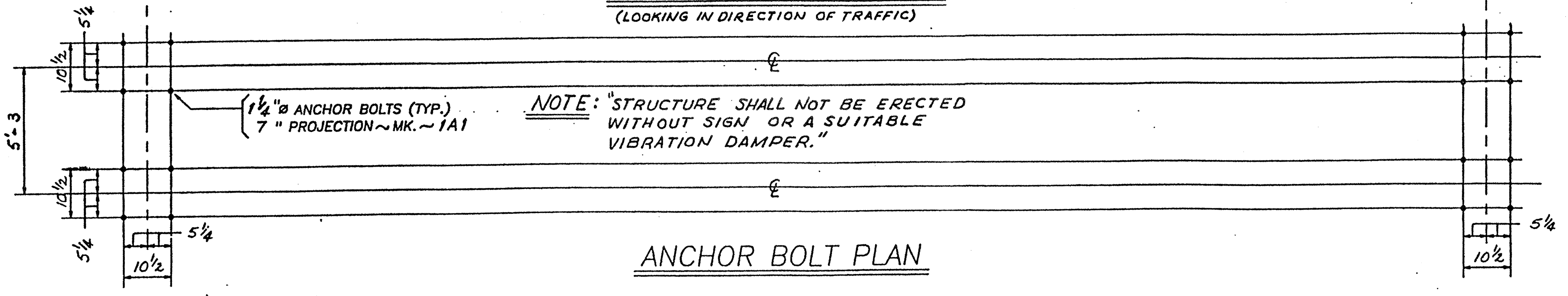
SHIPPING LIST		
QTY.	MARK	DESCRIPTION
16	1A1	ANCHOR BOLTS
2	4T4	TRUSSES
1	9C5	UPRIGHTS
1	9CG	
2	1P1	HINGE PIN ASSM.'Y
1	1S1	SAFETY CHAIN
1	2G4A	GRATING
4	2M1	CLAMP PLATES
4	2P1 <sup>R</sup>	HANDRAIL POST
4	11S1	SHIM PLATES
1	12A1	SAFETY ANGLE
6	12H1	SIGN HANGERS
2	12S1	WALKWAY SUPPORTS
4	12R1	HANDRAILS (FRONT & BACK)
4	(1)	3/8" x 1 1/4" HNB W/HN,FW,LW (A307 GALV)
6	(2)	1/2" x 1 1/4" "
4	(3)	1 3/8" O.D. WASHERS, 1/4 GA. THK. (GALV.)
32	(4)	7/8" x 3 3/4" HNB W/HN,FW,TW (A325 GALV.)
4	(6)	SADDLE SHIMS #00360
4	(8)	POLE CAPS #00388 (2) 1/2" x 1/2" ST. SCH. (SS)
8	(11)	5/8" U-BOLTS W/REA HN & LW (A307 CAD. 2)
8	(12)	1/2" U-BOLTS W/REA HN, LW, FW (A307 GALV.)
4	(13)	
32	(14)	



**ELEVATION**

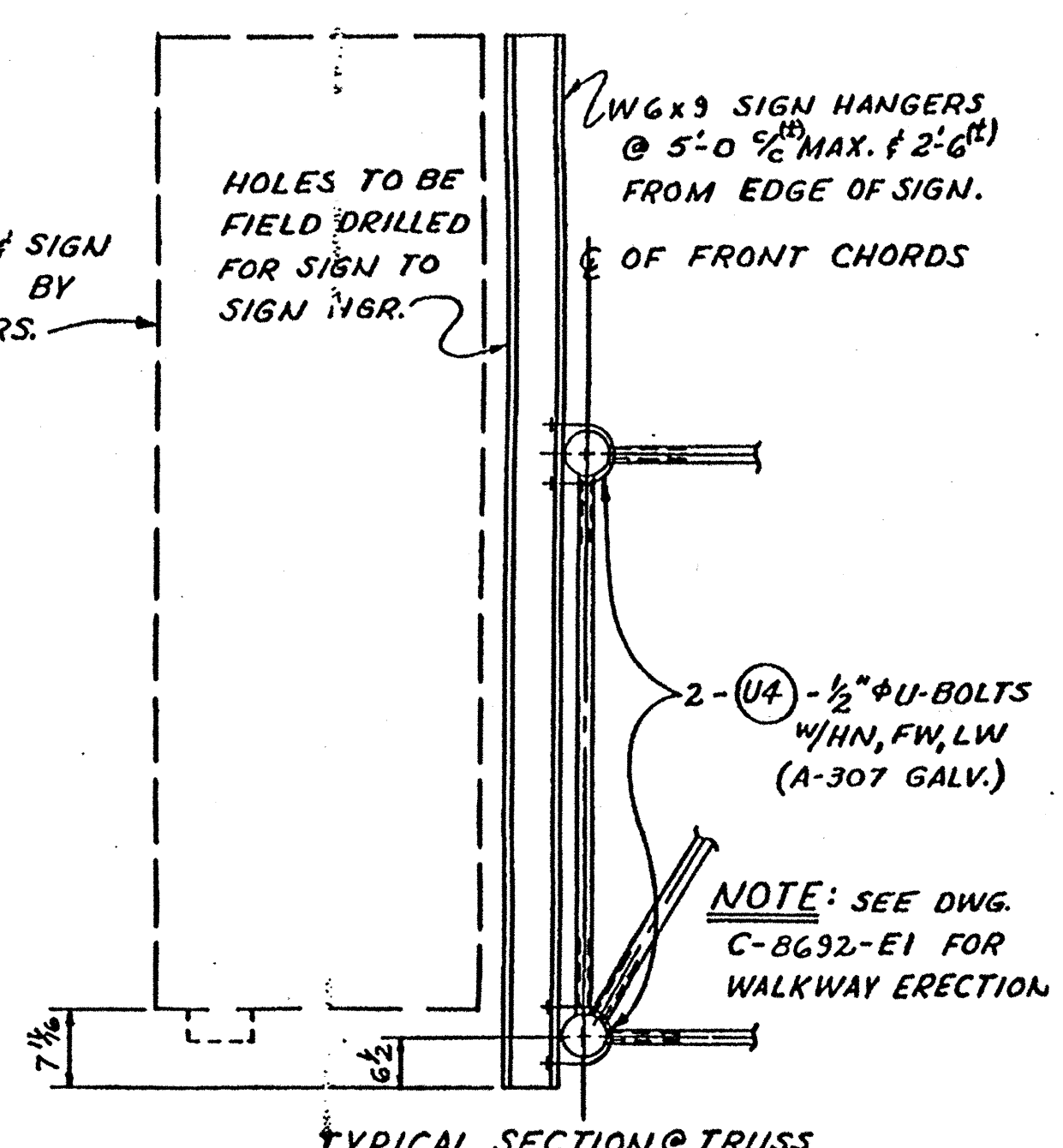
STRUCTURE NO. VMS-9  
 STATION NO. 329+00, US-52, SBL  
 (LOOKING IN DIRECTION OF TRAFFIC)

NOTE: "STRUCTURE SHALL NOT BE ERECTED WITHOUT SIGN OR A SUITABLE VIBRATION DAMPER."



**ANCHOR BOLT PLAN**

CONTRACTOR NOTE: ALL A325 BOLTS TO BE TIGHTENED IN ACCORDANCE WITH THE TURN-OF-NUT METHOD PER N.C. DOT. SPECS. SECTION 440-10 (C)(3).



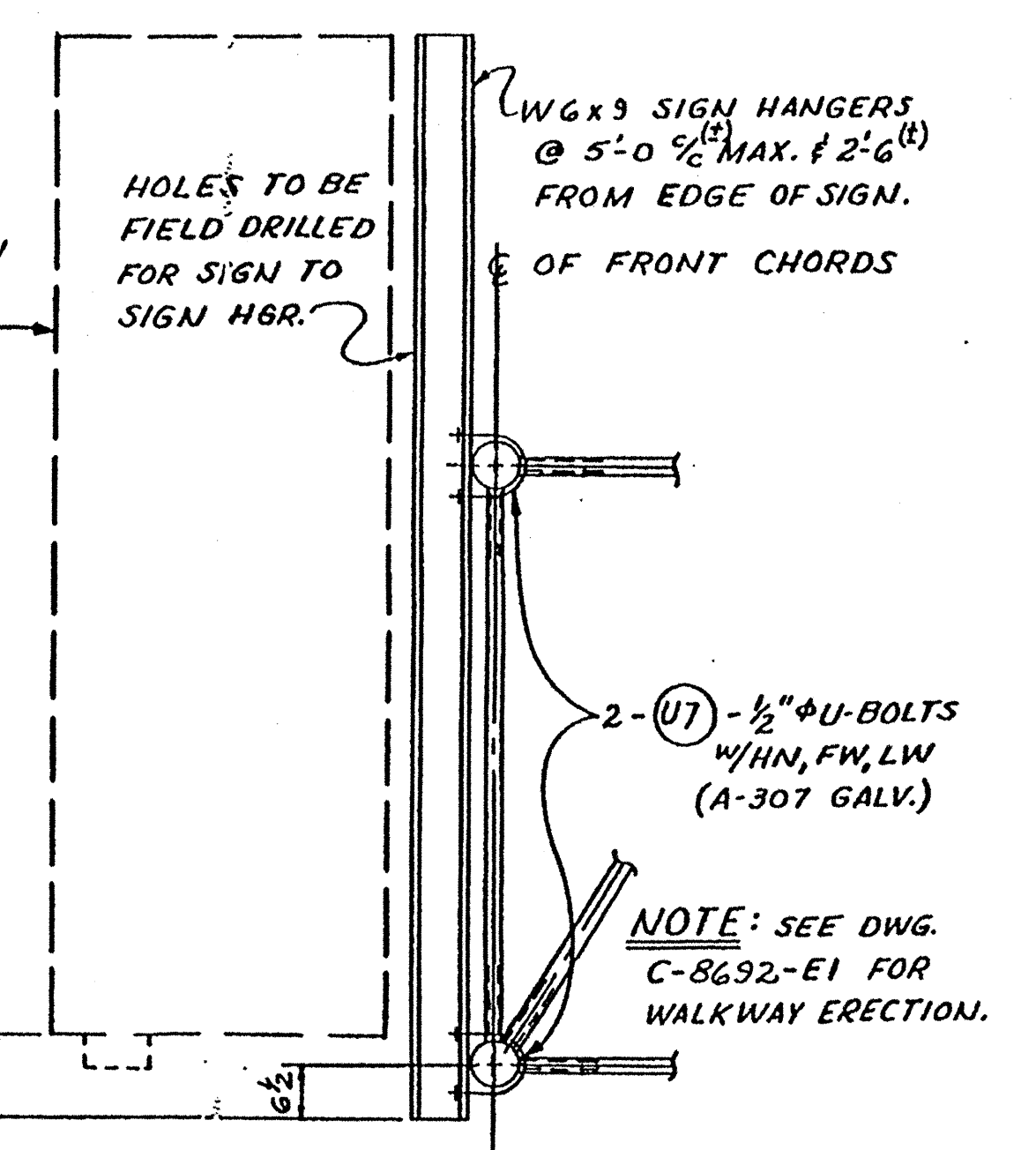
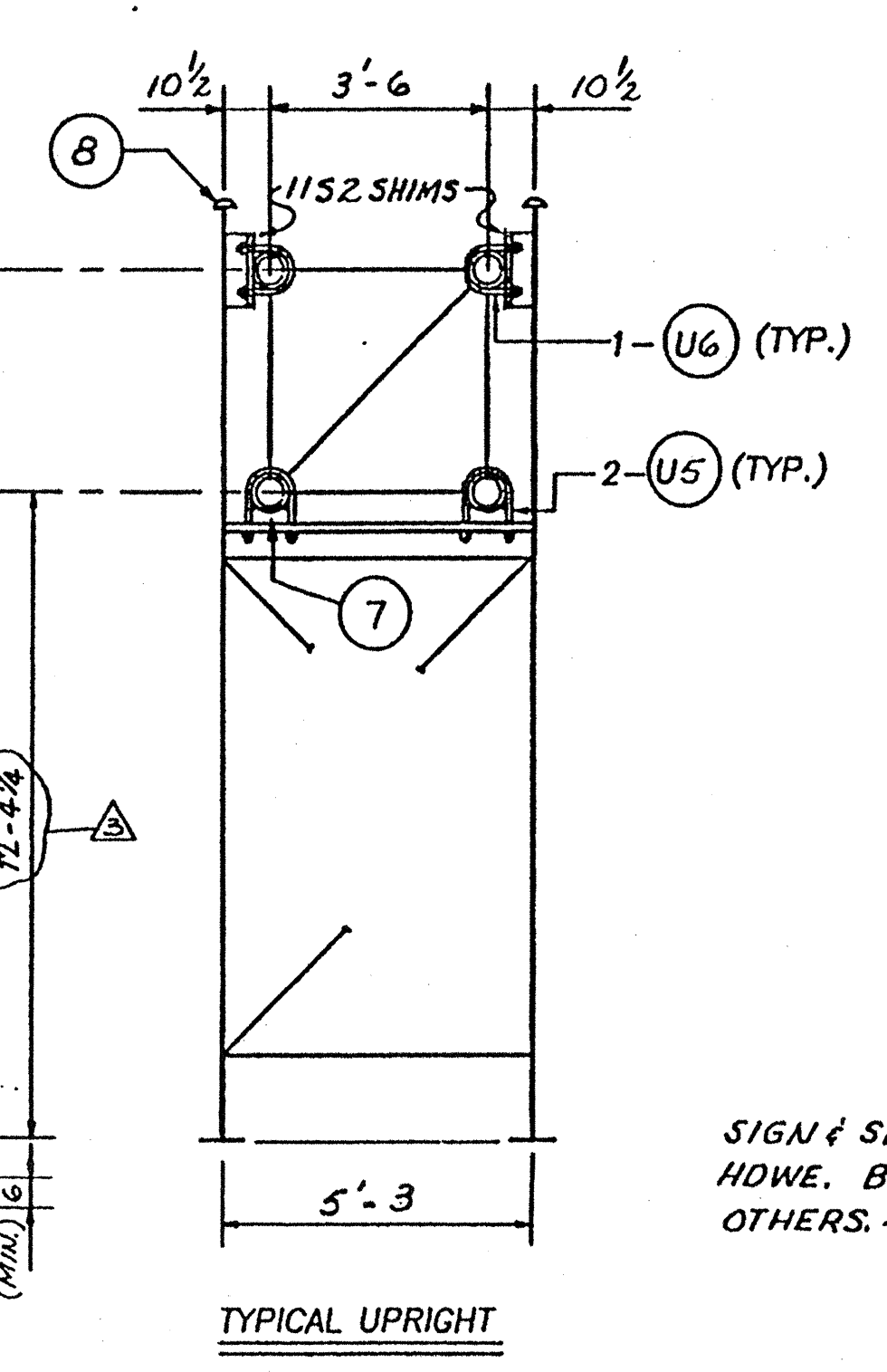
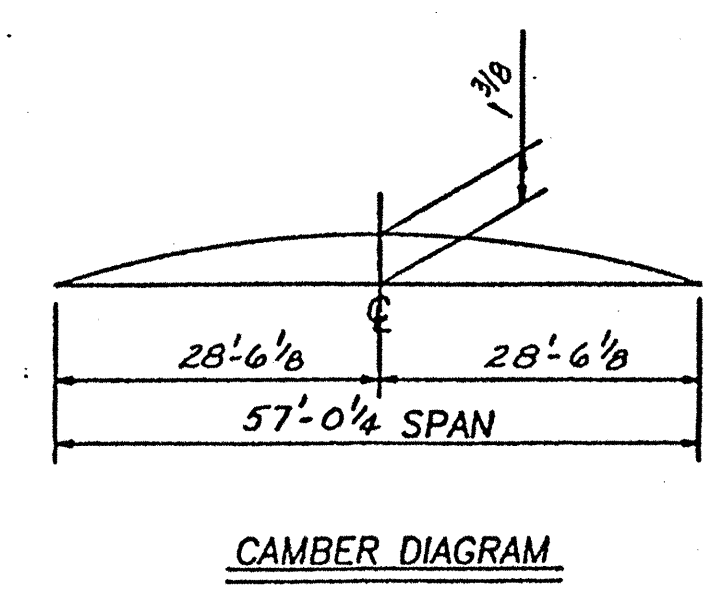
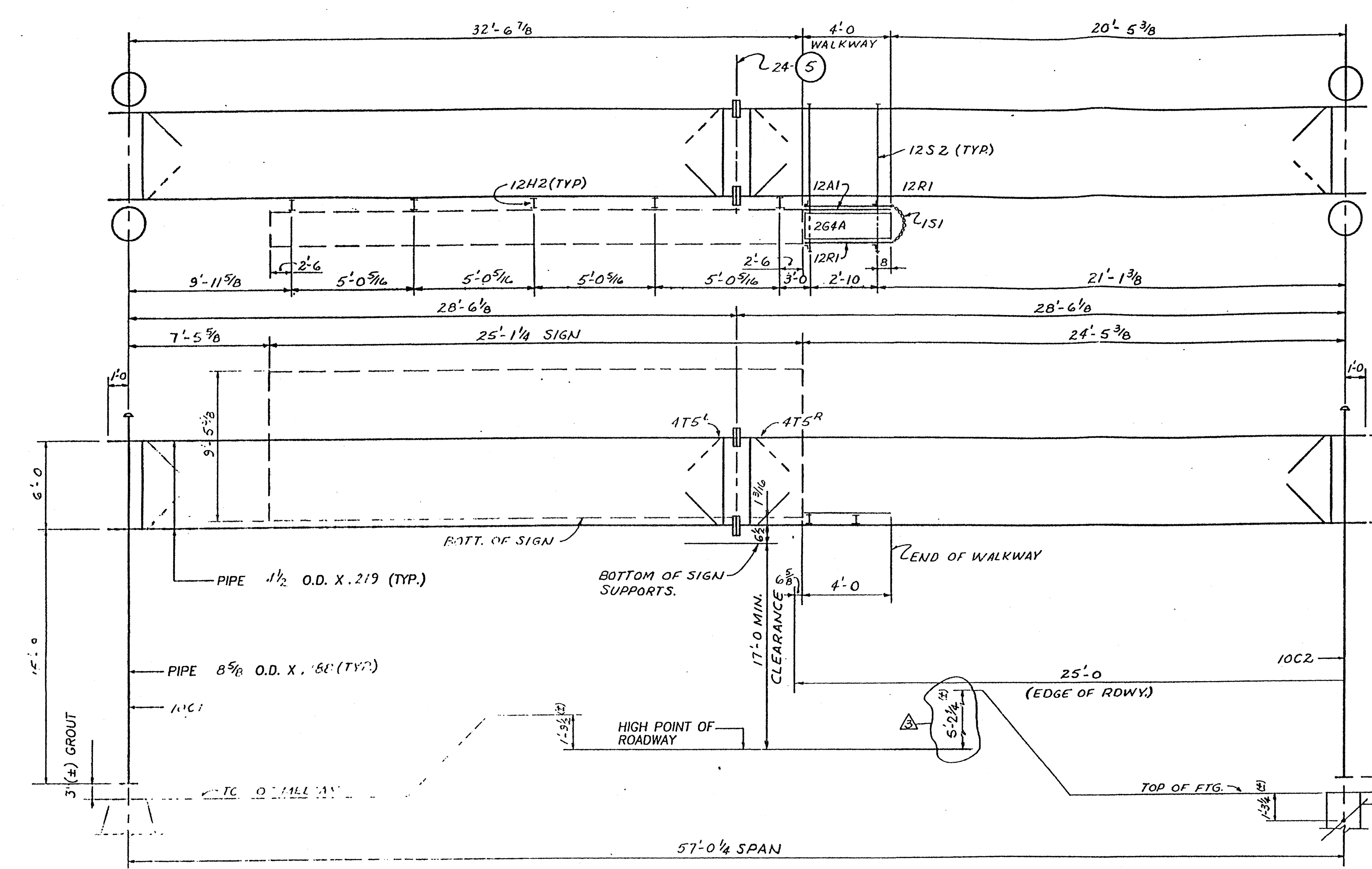
**TYPICAL SECTION @ TRUSS**



POST OFFICE BOX 7888  
 4200 JEFFERSON AVENUE  
 BIRMINGHAM ALABAMA 35228  
 PHONE (205)-925-4990

STATE: NORTH CAROLINA  
 FED. PROJ.: CMS-421 (1)  
 ST. PROJ.: 8.1623001  
 COUNTY: FORSYTH / GUILFORD  
 ROUTE: I-40, US-52

SUBJECT: OVERHEAD BOX TRUSS STRUCTURE  
 ERECTION DRAWING  
 FOR: MITCHELL CONSTRUCTION CO., INC.  
 DRAWN BY: PAUL DATE: 9-13-94  
 CHECKED BY: LEB DATE: 10/19/94  
 C-8692-E1



SHIPPING LIST				S-10
QTY.	MARK	DESCRIPTION	ORI	PG#
16	1A1	ANCHOR BOLTS		
2	4T5	TRUSSES		
1	10C1	UPRIGHTS		
1	10C2			
2	1P1	HINGE PIN ASSM.Y		
1	1S1	SAFETY CHAIN		
1	2G4A	GRATING		
4	2M1	CLAMP PLATES		
4	2P1 R	HANDRAIL POST		
4	11S2	SHIM PLATES		
1	12A1	SAFETY ANGLE		
5	12H2	SIGN HANGERS		
2	12S2	WALKWAY SUPPORTS		
4	12R1	HANDRAILS (FRT. & BACK)		
4	(1)	3/8" x 1 1/2" HHB W/HH,FW,LW (A307 GALV.)	1/16	
6	(2)	1/2" x 1 1/2"	1/16	
4	(3)	1 3/8" O.D. WASHERS, 14 GA. THK. (GALV.)	3/4	
24	(5)	3/4" x 3 1/2" HHB W/HH,FW,TI,W (GALV. A325)	3/4	
4	(7)	SADDLE SHIMS #00350		
4	(8)	POLE CAPS #00388 (2) 1/2" x 1/2" ST. SCW (SS)		
8	(U1)	3/4" U-BOLTS (2EA) HH,FW,LW (A307 CAD. R)		
8	(U5)	1/2" U-BOLTS (2EA) HH,FW,LW (A307 GALV.)		
4	(U6)			
4	(U7)			

STRUCTURE NO. VMS-10  
 STATION NO. 292+00, US-52, SBL  
 (LOOKING IN DIRECTION OF TRAFFIC)

CONTRACTOR NOTE: ALL A325 BOLTS TO BE TIGHTENED IN ACCORDANCE WITH THE DIRECT TENSION INDICATOR. SPECIAL PROVISION SECTION 6.

NOTE: "STRUCTURE SHALL NOT BE ERECTED WITHOUT SIGN OR A SUITABLE VIBRATION DAMPER."

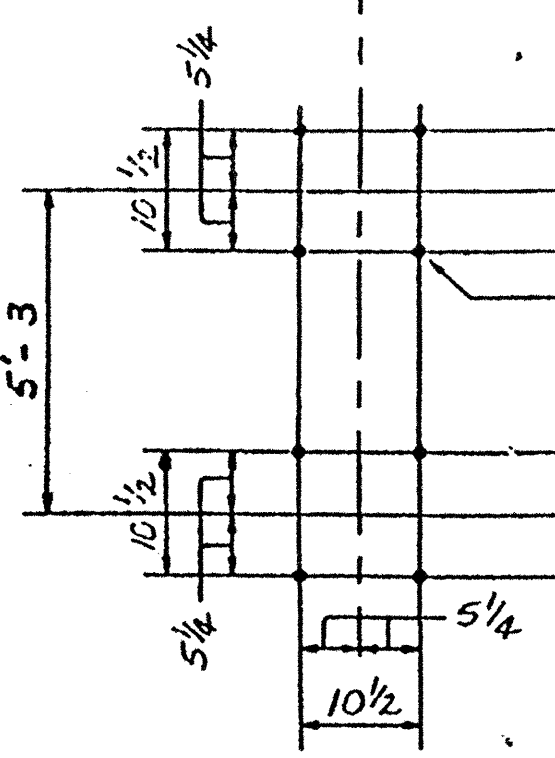
N.C. DEPT. OF TRANSPORTATION  
 DIVISION OF HIGHWAYS  
 STRUCTURE DESIGN UNIT

ACCEPTED  
 ACCEPTED AS NOTED  
 RETURNED FOR CORRECTION

JUN 5 1995

J. L. Smith, Jr., P.E.

ANCHOR BOLT PLAN



STATE: NORTH CAROLINA  
 FED. PROJ.: CMS-421 (1)  
 ST. PROJ.: 8.1623001  
 COUNTY: FORSYTH / GUILFORD  
 ROUTE: I-40, US-52

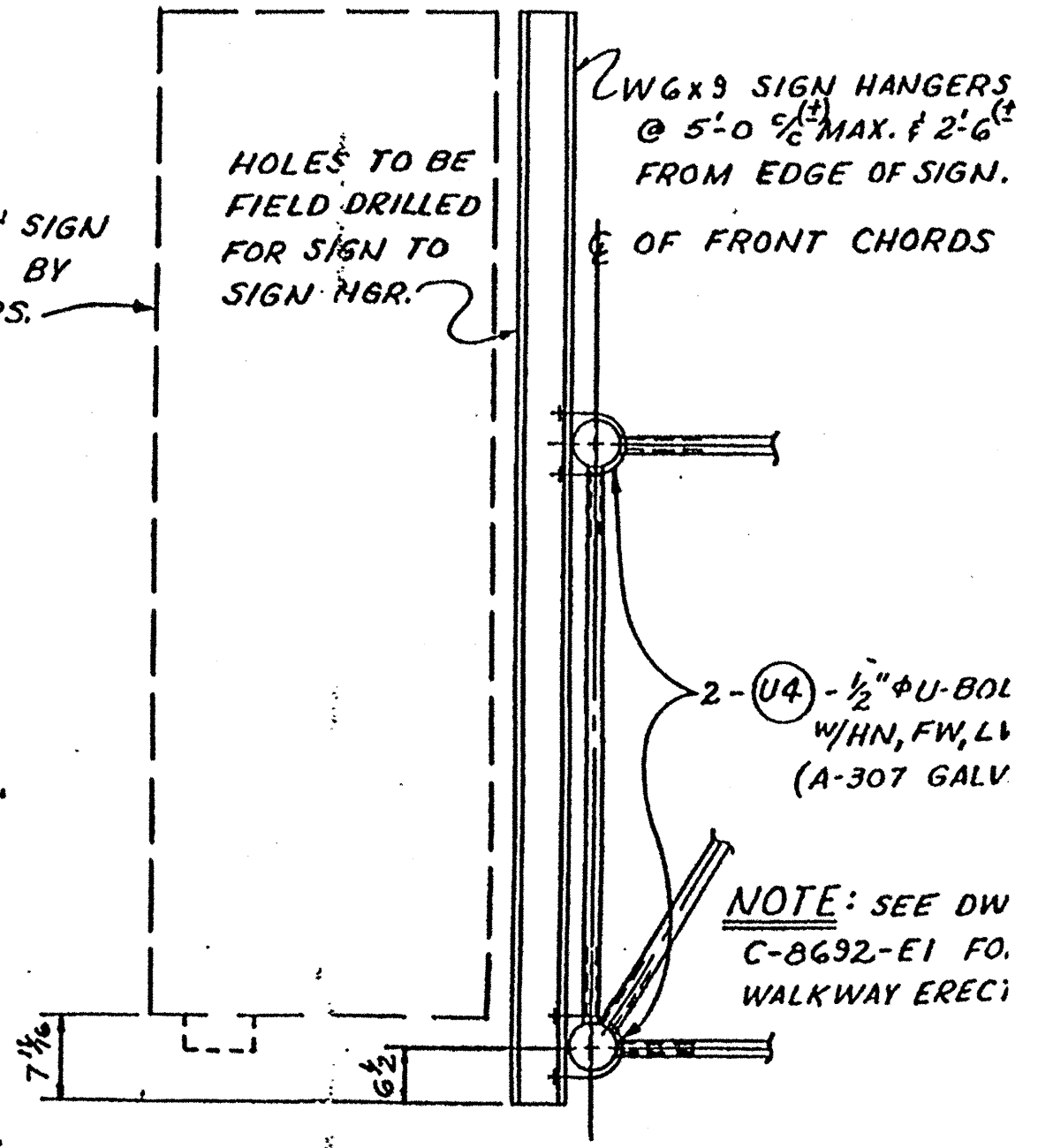
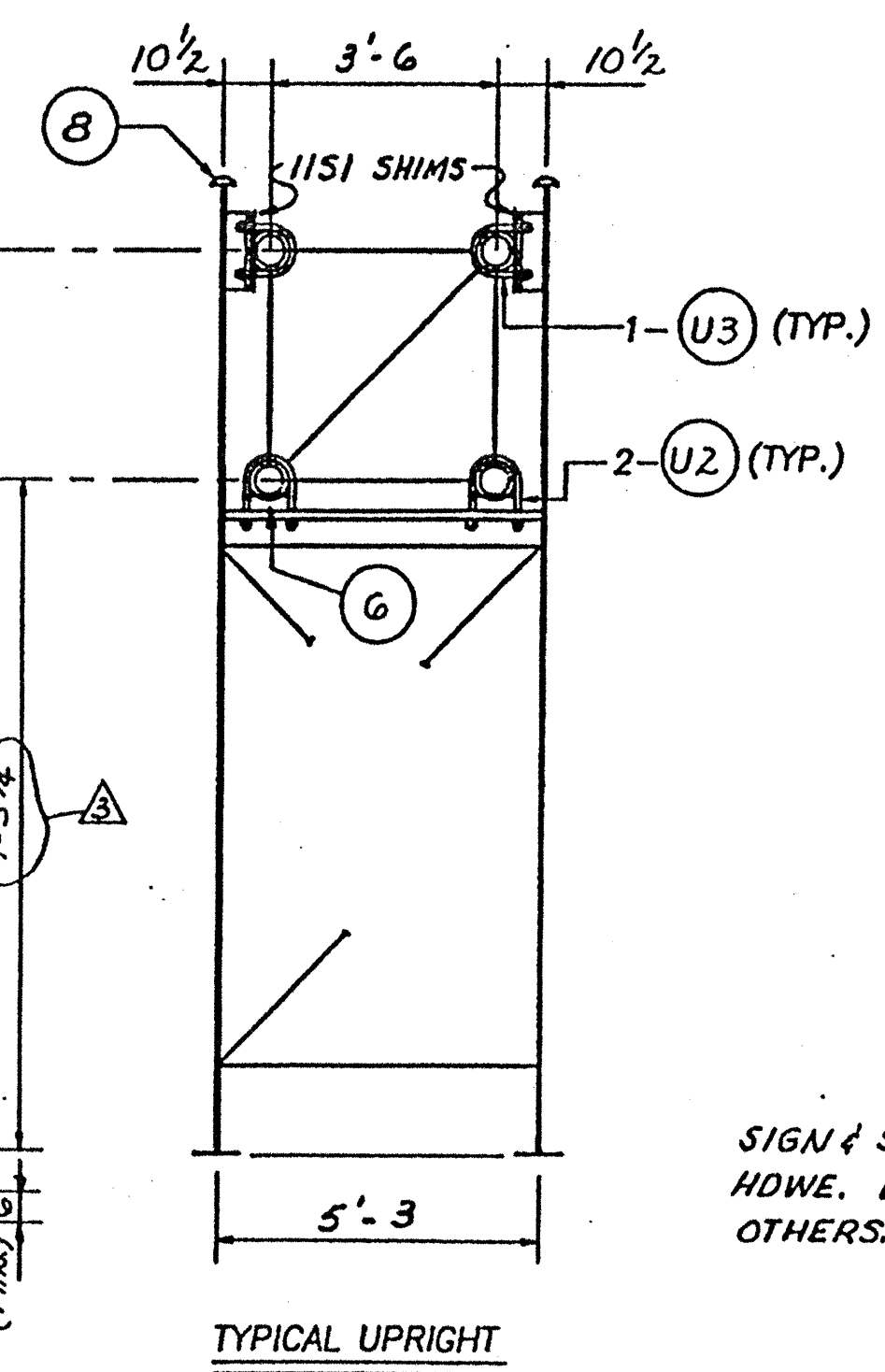
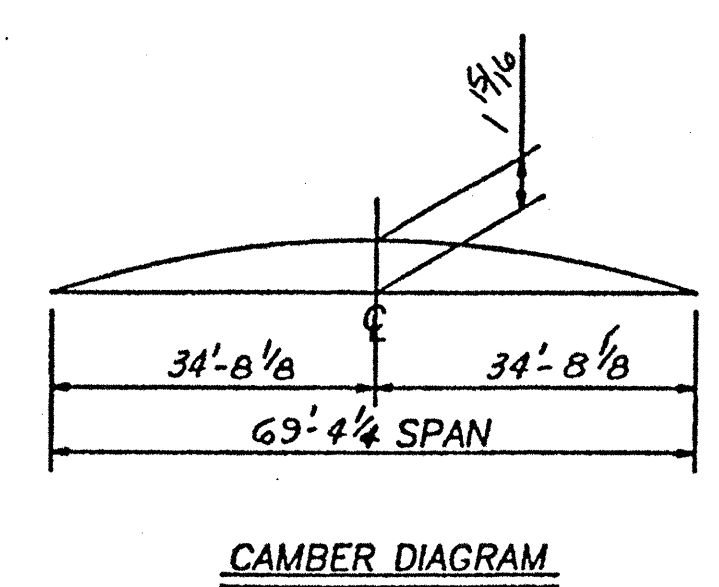
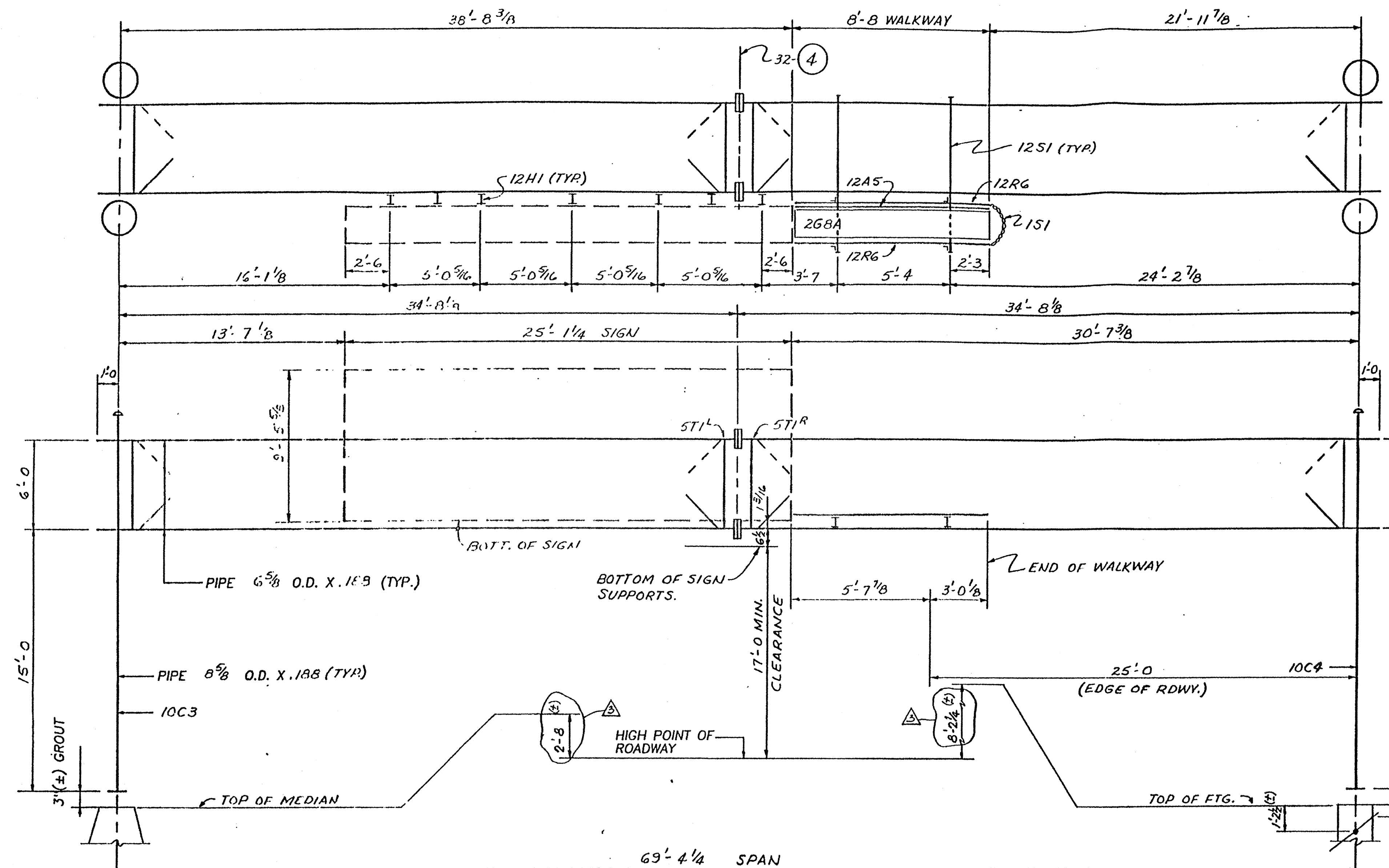
SUBJECT: OVERHEAD BOX TRUSS STRUCTURE  
 ERECTION DRAWING  
 FOR: MITCHELL CONSTRUCTION CO., INC.  
 DRAWN BY: PAUL DATE: 9-14-94  
 CHECKED BY: LEB DATE: 10/94

POST OFFICE BOX 7888  
 4200 JEFFERSON AVENUE  
 BIRMINGHAM ALABAMA 35228  
 PHONE (205)-925-4990

REV. ELEV.	4-13-95	CC
REV. QTY. OF SIGN HGERS. U-BOLTS	2-13-95	CC

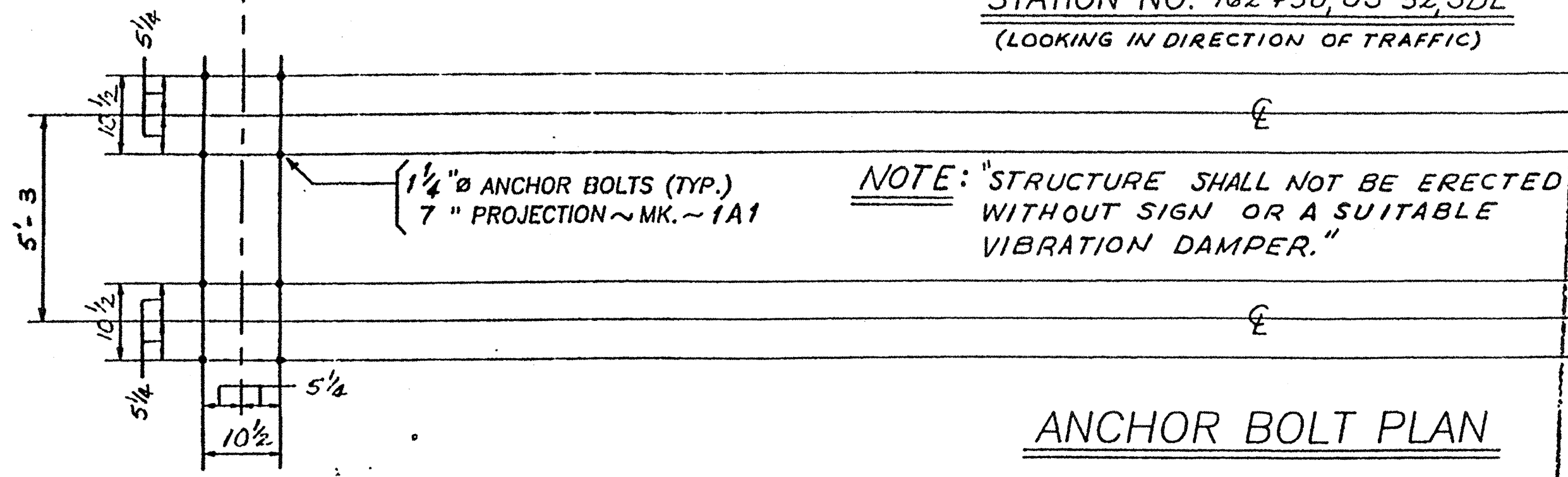


SHIPPING LIST		S-11
QTY.	MARK	DESCRIPTION
16	1A1	ANCHOR BOLTS
2	5T1	TRUSSES
1	10C3	UPRIGHTS
1	10C4	
2	1P1	HINGE PIN ASSM'Y
1	1S1	SAFETY CHAIN
1	2G8A	GRATING
4	2M1	CLAMP PLATES
4	2P1 R	HANDRAIL POST
4	11S1	SHIM PLATES
1	12A5	SAFETY ANGLE
(5)	12H1	SIGN HANGERS
2	12S1	WALKWAY SUPPORTS
4	12R6	HANDRAILS (FRONT & BACK)
4	(1)	3/8" x 1 1/2" HHB W/HN & LW (A307 GAL)
6	(2)	1/2" x 1 1/4"
4	(3)	1 3/8" O.D. WASHERS, 1/4 GA. THK. (GAL)
32	(4)	7/8" x 3 3/4" HHB W/HN, FW, LW (A307 GAL)
4	(6)	SADDLE SHIMS #00360
4	(8)	POLE CAPS #00388 (2) 1/2" x 1/2" ST. SCH.
8	(U1)	5/8" U-BOLTS W/REA HN & LW (A307 CAD)
8	(U2)	1/2" U-BOLTS W/REA HN, LW, FW (A307 GAL)
4	(U3)	
(2B)	(U4)	



CONTRACTOR NOTE: ALL A325 BOLTS TO BE TIGHTENED IN ACCORDANCE WITH THE DIRECT TENSION INDICATOR, SPECIAL PROVISION SECTION G.

**ELEVATION**  
 STRUCTURE NO. VMS-11  
 STATION NO. 162+30, US-52, SBL  
 (LOOKING IN DIRECTION OF TRAFFIC)



NOTE: STRUCTURE SHALL NOT BE ERECTED WITHOUT SIGN OR A SUITABLE VIBRATION DAMPER.

N.C. DEPT. OF TRANSPORTATION  
 DIVISION OF HIGHWAYS  
 STRUCTURE DESIGN UNIT  
 ACCEPTED  
 ACCEPTED AS NOTED  
 RETURNED FOR CORRECTION  
 JUN 5 1995  
 G. L. Smith, P.E.  
 MGB



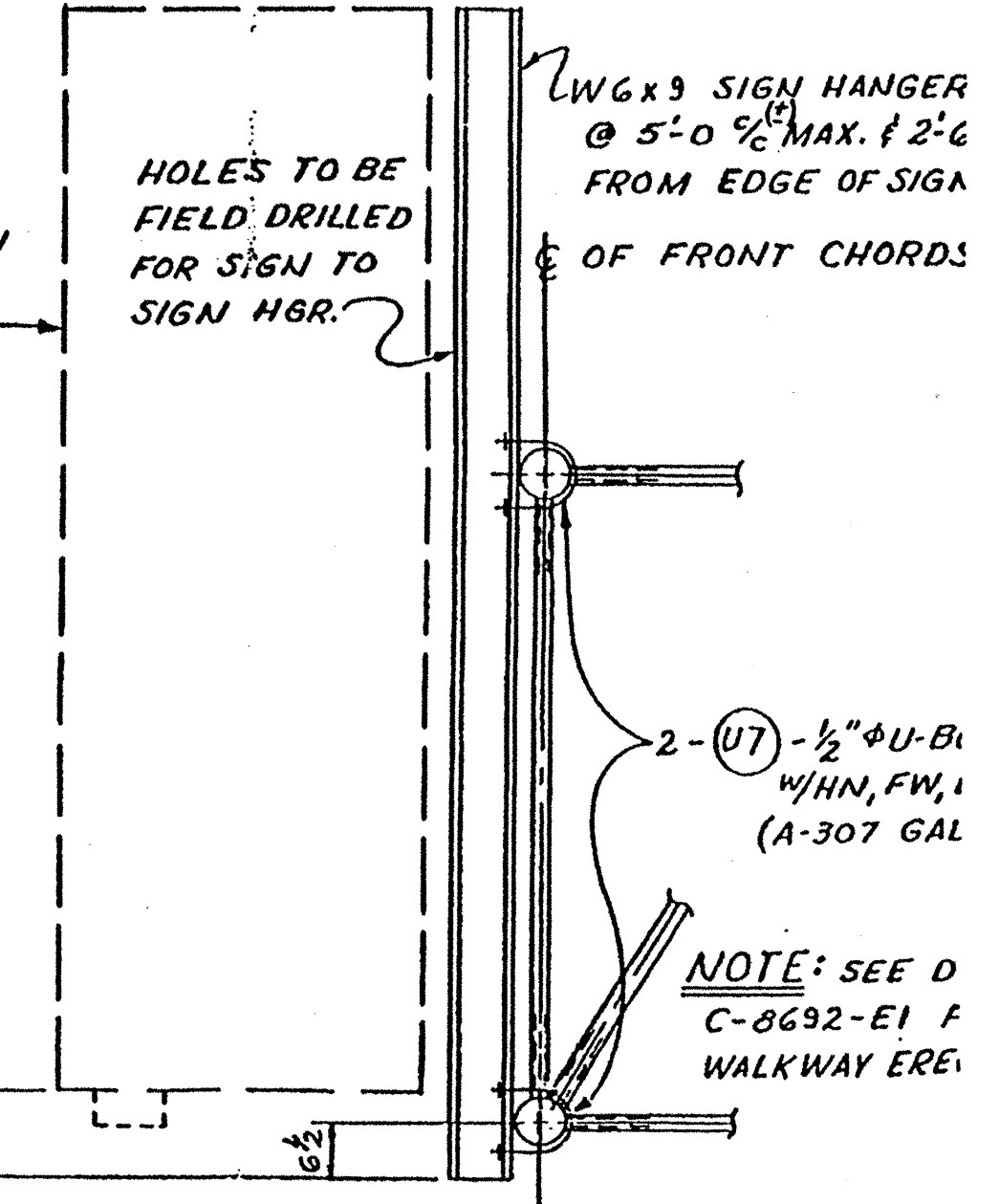
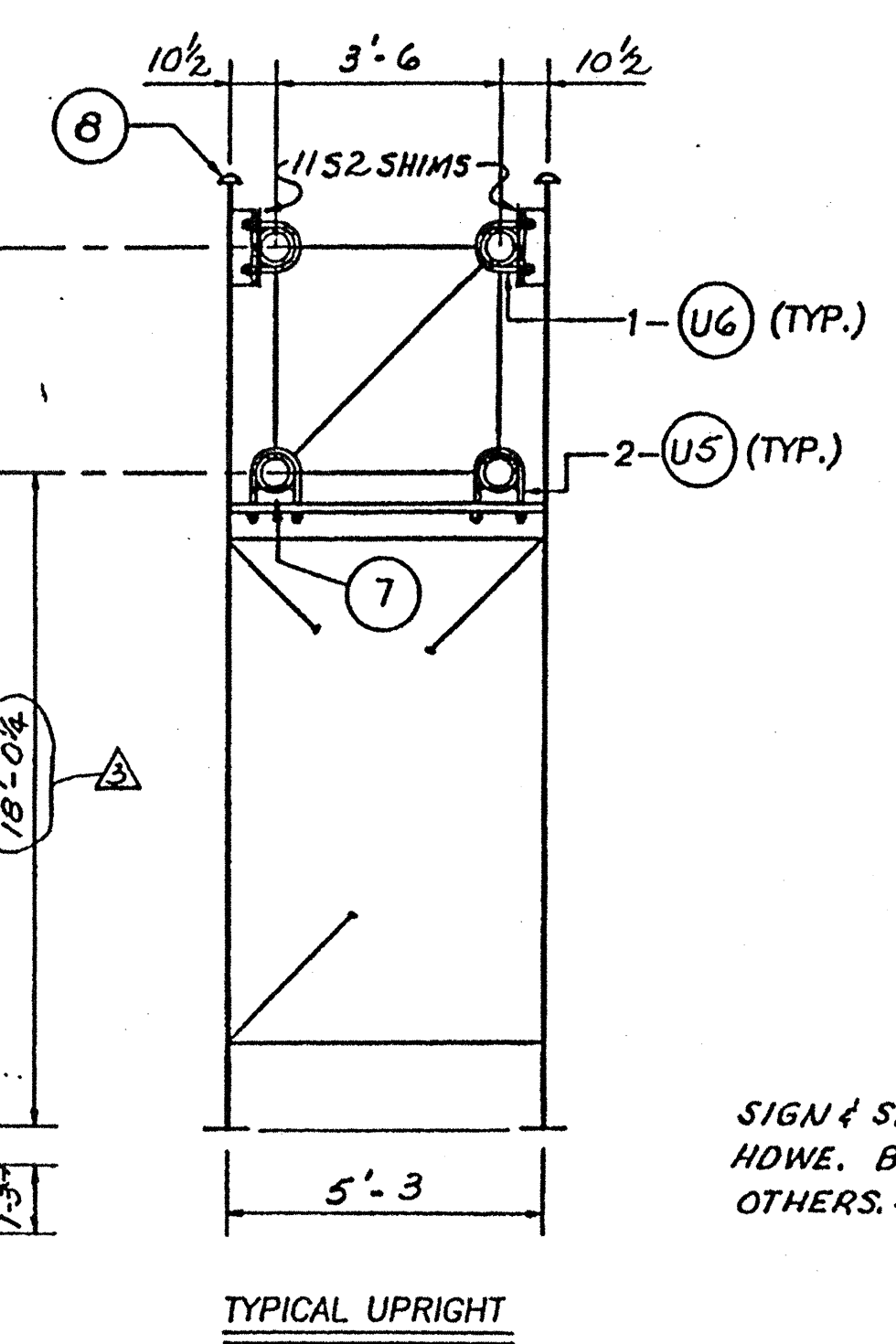
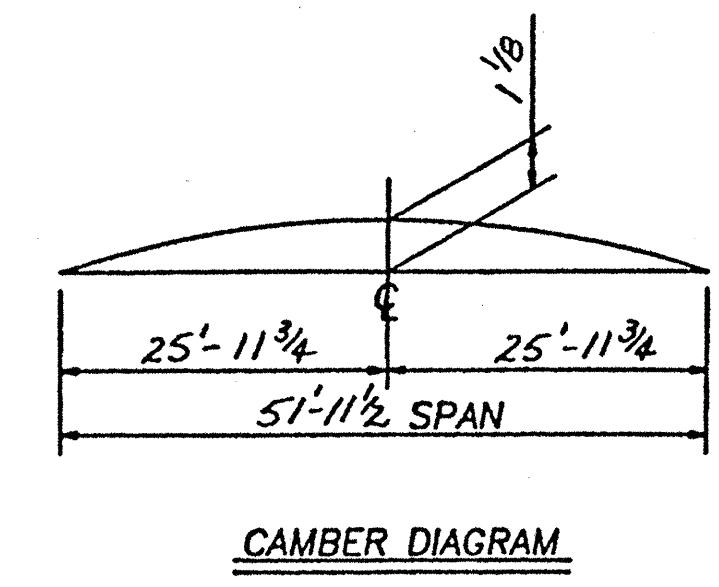
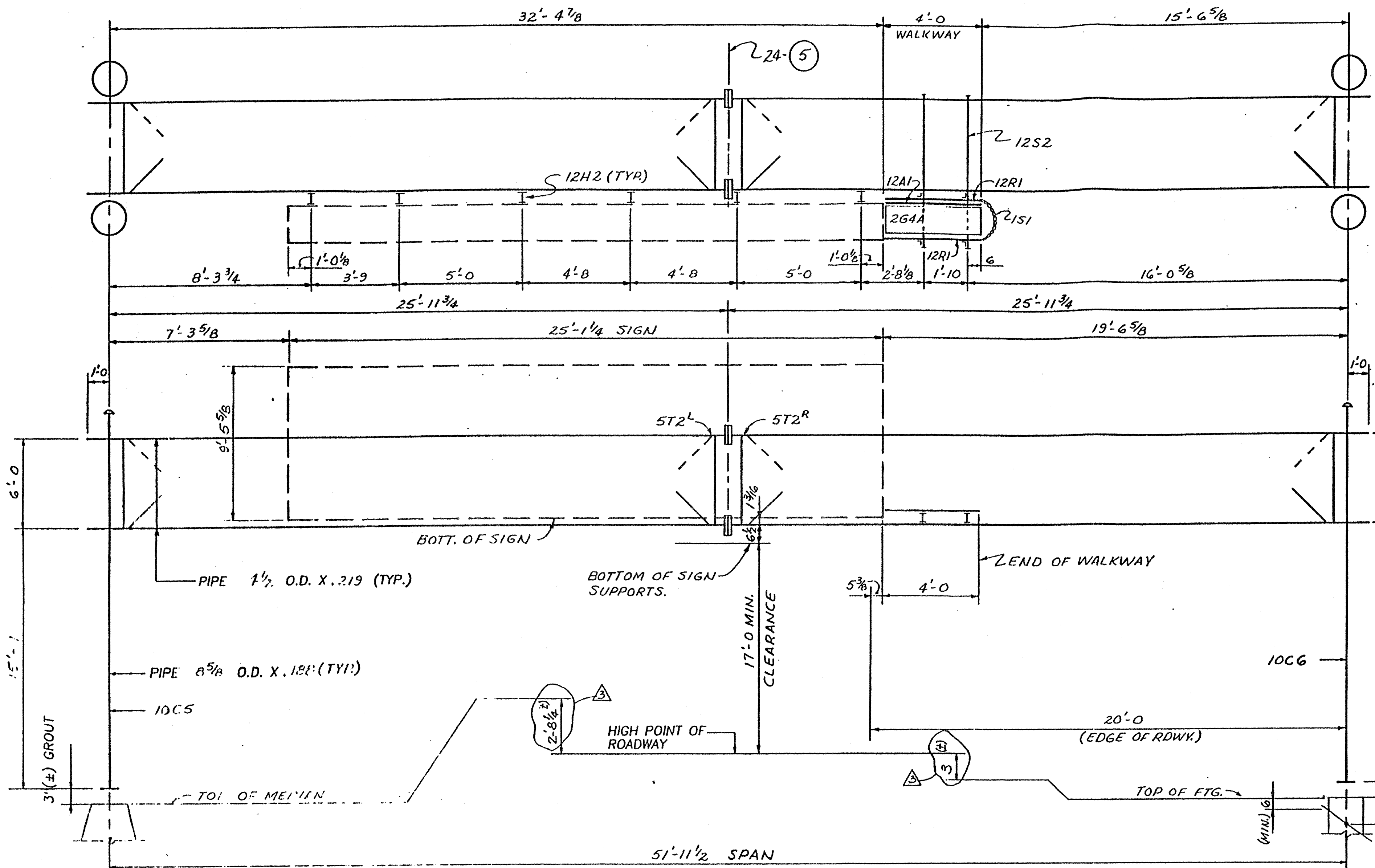
POST OFFICE BOX 7888  
 4200 JEFFERSON AVENUE  
 BIRMINGHAM ALABAMA 35228  
 PHONE (205)-925-4990

STATE: NORTH CAROLINA  
 FED. PROJ.: CMS-421 (1)  
 ST. PROJ.: 8.1623001  
 COUNTY: FORSYTH / GUILFORD  
 ROUTE: I-40, US-52

SUBJECT: OVERHEAD BOX TRUSS STRUCTURE  
 ERECTION DRAWING  
 FOR: MITCHELL CONSTRUCTION CO., INC.  
 DRAWN BY: PAUL DATE: 9-14-95  
 CHECKED BY: LEB DATE: 10/99

REV.	DESCRIPTION	DATE	BY
1	REV. ELEV.	1/13/95	CC
2	REV. QTY. OF SIGN HGERS. & U-BOLTS	2/13/95	CC
3	REV. QTY. OF SIGN HGERS. & U-BOLTS	2/7/95	CC

QTY.	MARK	DESCRIPTION
16	1A1	ANCHOR BOLTS
2	5T2	TRUSSES
1	10C5	UPRIGHTS
1	10C6	
2	1P1	HINGE PIN ASSM'Y
1	1S1	SAFETY CHAIN
1	264A	GRATING
4	2M1	CLAMP PLATES
4	2P1 R	HANDRAIL POST
4	11S2	SHIM PLATES
1	12A1	SAFETY ANGLE
6	12H2	SIGN HANGERS
2	12S2	WALKWAY SUPPORTS
4	12R1	HANDRAILS (FRONT & BACK)
4	(1)	3/8" x 1 1/4" HHB W/HN, FLW (A307 G)
6	(2)	1/2" x 1 1/4" WASHERS, 1/4 GA. THK. (G)
4	(3)	1 3/8" O.D. WASHERS, 1/4 GA. THK. (G)
24	(5)	3/4" x 3 1/2" HHB W/HN, FW, TW (A325 G)
4	(7)	SADDLE SHIMS #00350
4	(8)	POLE CAPS #00388 1/2" x 1 1/2" ST. SC
8	(U)	1/2" U-BOLTS W/2EA HNLW (A307 G)
8	(US)	1/2" U-BOLTS W/2EA HNLW (A307 G)
4	(U6)	
4	(U7)	



CONTRACTOR NOTE: ALL A325 BOLTS TO BE TIGHTENED IN ACCORDANCE WITH THE DIRECT TENSION INDICATOR. SPECIAL PROVISION SECTION 6.

STRUCTURE NO. VMS-12  
STATION NO. 114+00, US 52, NBL  
(LOOKING IN DIRECTION OF TRAFFIC)

NOTE: "STRUCTURE SHALL NOT BE ERECTED WITHOUT SIGN OR A SUITABLE VIBRATION DAMPER."

N.C. DEPT. OF TRANSPORTATION  
DIVISION OF HIGHWAYS  
STRUCTURE DESIGN UNIT

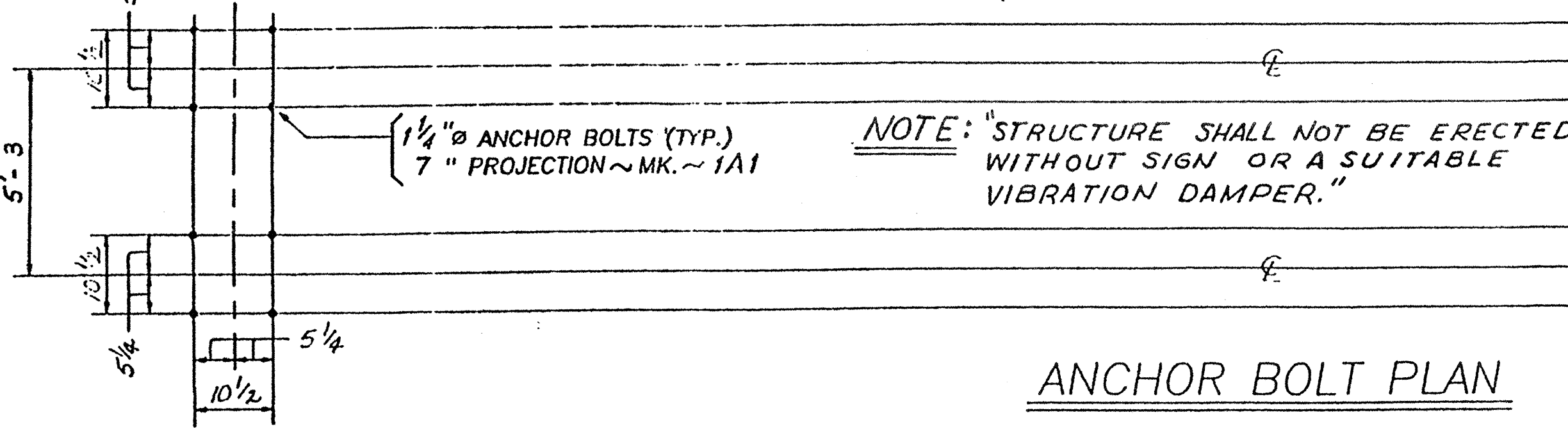
ACCEPTED

ACCEPTED AS NOTED

RETURNED FOR CORRECTION

JUN 5 1995

J. L. Smith, Jr., P.E.  
M.G.A.



STATE: NORTH CAROLINA  
FED. PROJ.: CMS-421 (1)  
ST. PROJ.: 8.1623001  
COUNTY: FORSYTH / GUILFORD  
ROUTE: I-40, US-52

POST OFFICE BOX 7888  
4200 JEFFERSON AVENUE  
BIRMINGHAM ALABAMA 35228  
PHONE (205)-925-4990

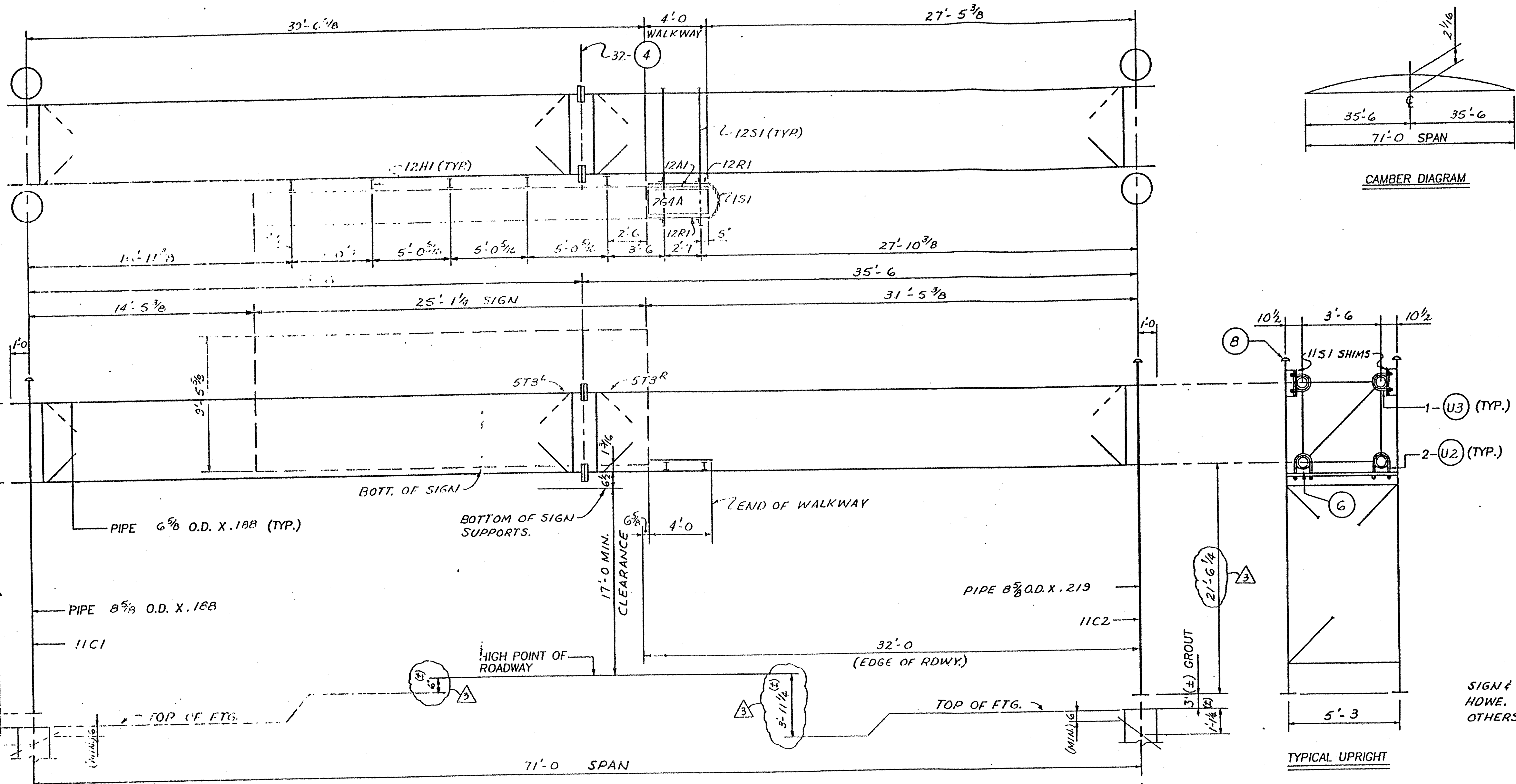
SUBJECT: OVERHEAD BOX TRUSS STRUCTURE  
ERECTION DRAWING  
FOR: MITCHELL CONSTRUCTION Co., INC.

DRAWN BY: PAUL DATE: 9-15-94  
CHECKED BY: LEB DATE: 10/98

REV.	DESCRIPTION	DATE	BY
1	REV. ELEV.	4-13-95	CC
2	REV. QTY. OF SIGN HGERS. # U-BOLTS	2-13-95	CC
3	REV. QTY. OF SIGN HGERS. # U-BOLTS	2-7-95	CC



SHIPPING LIST			S-13	ORD. PGM
QTY.	MARK	DESCRIPTION		
16	1A1	ANCHOR BOLTS		
2	5T3	TRUSSES		
1	11C1	UPRIGHTS		
1	11C2			
2	1P1	HINGE PIN ASSM.Y		
1	1S1	SAFETY CHAIN		
1	2G4A	GRATING		
4	2M1	CLAMP PLATES		
4	2P1 <sup>R</sup>	HANDRAIL POST		
4	11S1	SHIM PLATES		
1	12A1	SAFETY ANGLE		
5	12H1	SIGN HANGERS		
2	12S1	WALKWAY SUPPORTS		
4	12R1	HANDRAILS		
4	(1)	3/8" x 1 1/4" HHB w/ HN & LW (A307 GALV)	2/1, 8, 13	
6	(2)	1/2" x 1 1/4"	2, 7, 14	
4	(3)	1 3/8" O.D. WASHERS, 14 GA. THK. (GALV)	2/4	
82	(4)	3/8" x 3 3/8" HHB w/ HN, FW, TIW (A325 GALV)	2/10, 14	
4	(6)	SADDLE SHIMS #00360		
4	(8)	POLE CAPS #00388 (1/2) 1/2" x 1/2" ST. SCH. (S.S)		
8	(U1)	5/8" U-BOLTS w/ (2EA) HN & LW (A307 CAD. 2)		
8	(U2)	1/2" U-BOLTS w/ (2EA) HN, LW, FW (A307 GALV)		
4	(U3)			
4	(2B)	(U4)		



**ELEVATION**

STRUCTURE NO. VMS-13  
 STATION NO. 375+00, US-52, NBL  
 (LOOKING IN DIRECTION OF TRAFFIC)

N.C. DEPT. OF TRANSPORTATION  
 DIVISION OF HIGHWAYS  
 STRUCTURE DESIGN UNIT

ACCEPTED  
 ACCEPTED AS NOTED  
 RETURNED FOR CORRECTION

JUL 19 1995

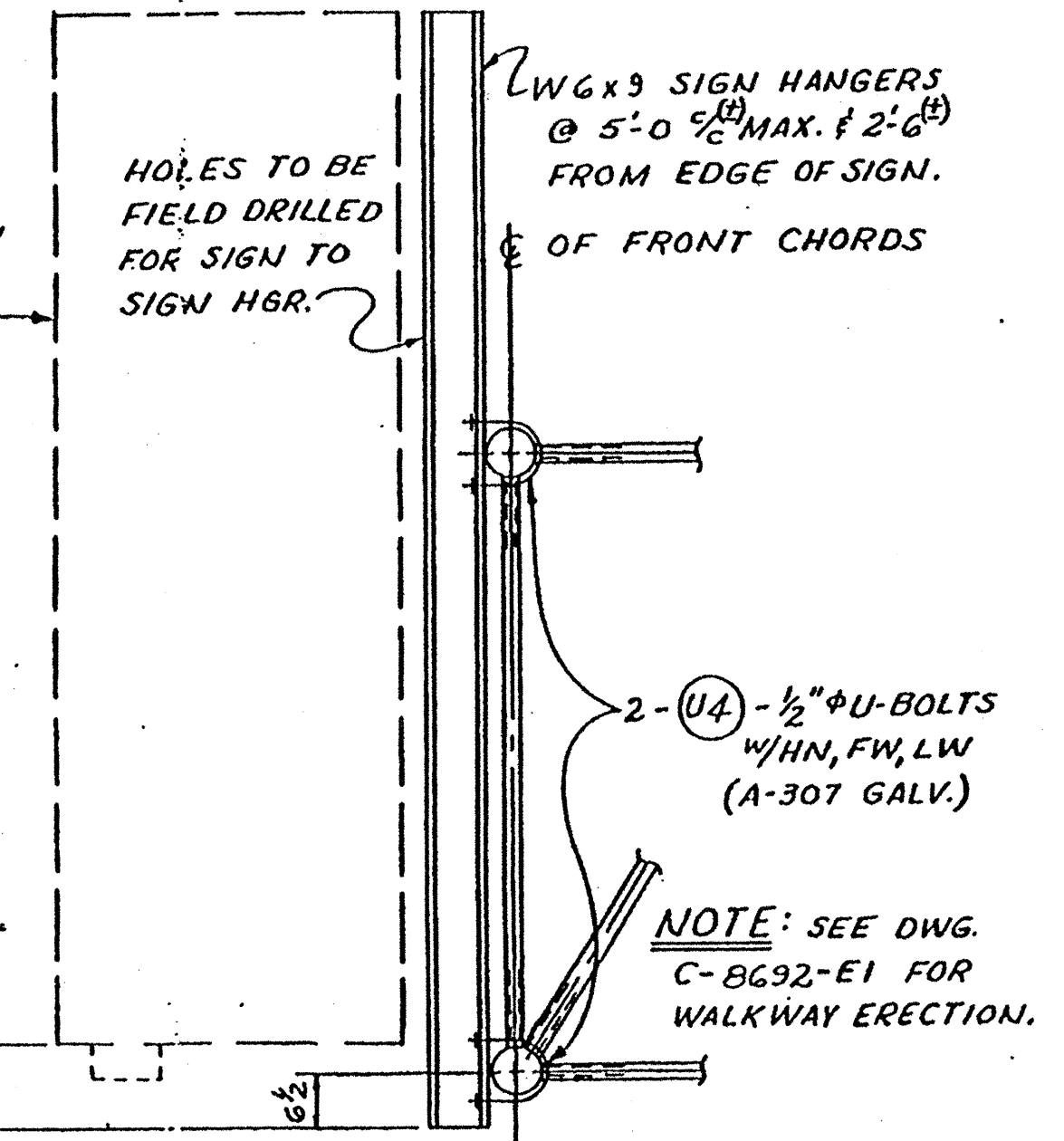
J. L. Smith, Jr., P.E.  
 MGB

**ANCHOR BOLT PLAN**

NOTE: "STRUCTURE SHALL NOT BE ERECTED WITHOUT SIGN OR A SUITABLE VIBRATION DAMPER."

1 1/2" ANCHOR BOLTS (TYP.)  
 7" PROJECTION ~ MK. ~ 1A1

CONTRACTOR NOTE: ALL A325 BOLTS TO BE TIGHTENED IN ACCORDANCE WITH THE DIRECT TENSION INDICATOR. SPECIAL PROVISION SECTION 6.



**TYPICAL SECTION @ TRUSS**



STATE: NORTH CAROLINA  
 FED. PROJ.: CMS-421 (1)  
 ST. PROJ.: 8.1623001  
 COUNTY: FORSYTH / GUILFORD  
 ROUTE: I-40, US-52

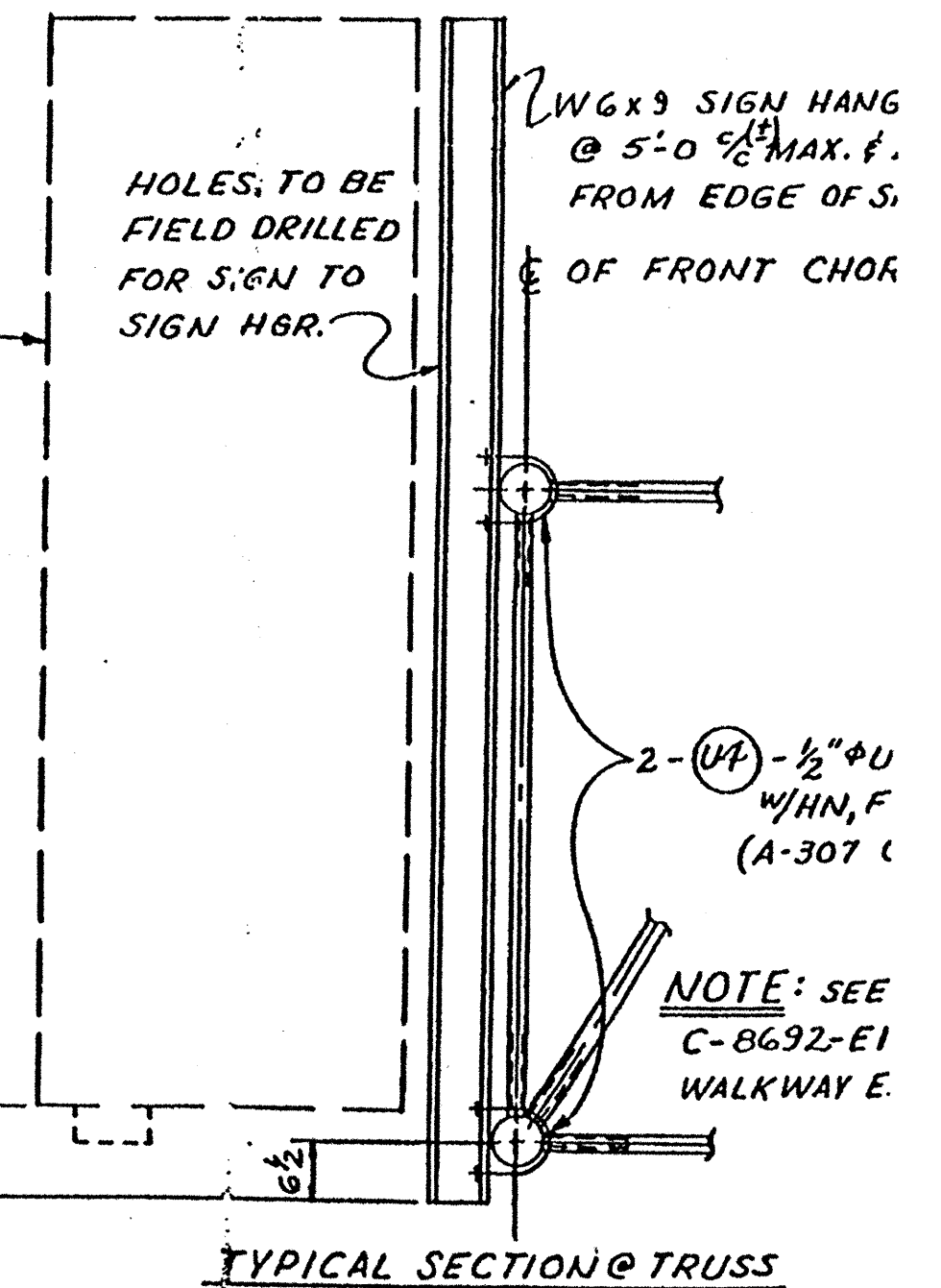
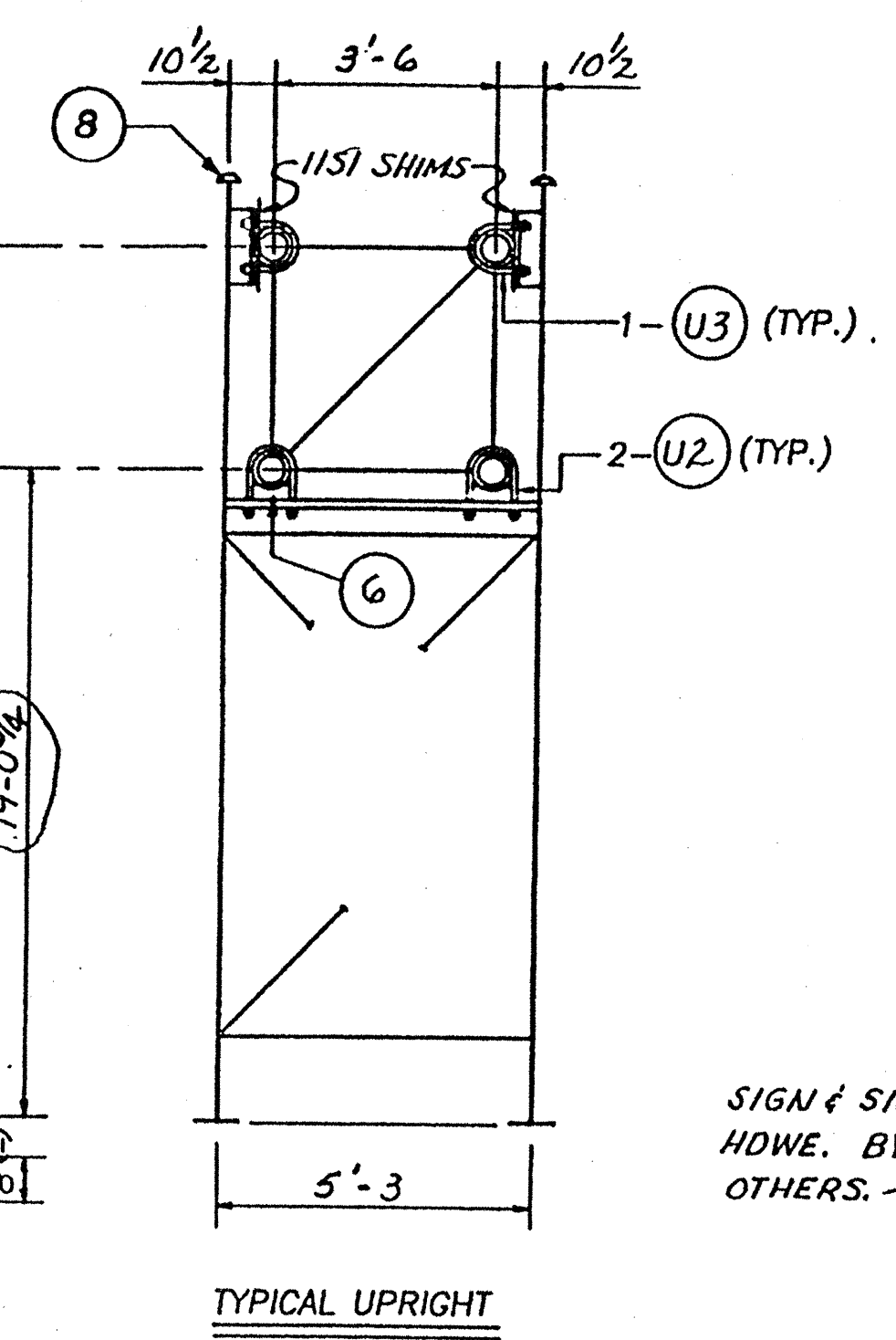
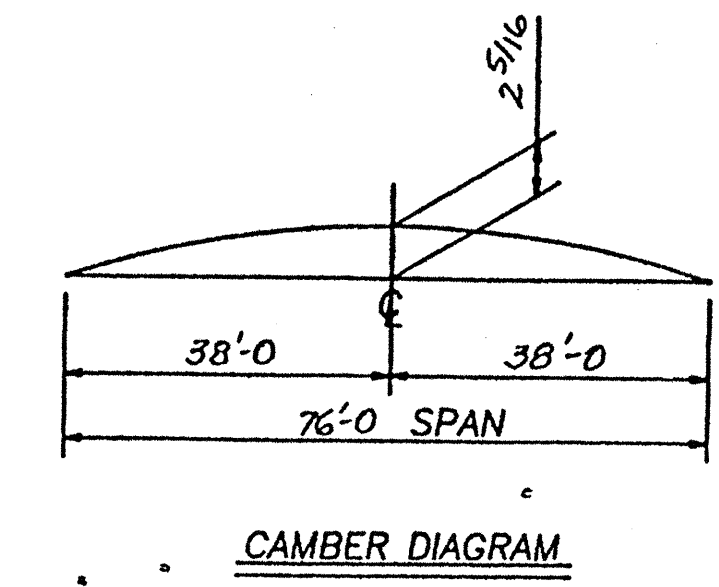
SUBJECT: OVERHEAD BOX TRUSS STRUCTURE  
 ERECTION DRAWING  
 FOR: MITCHELL CONSTRUCTION Co., INC.

**BRIDGE DESIGN  
 OFFICE COPY**

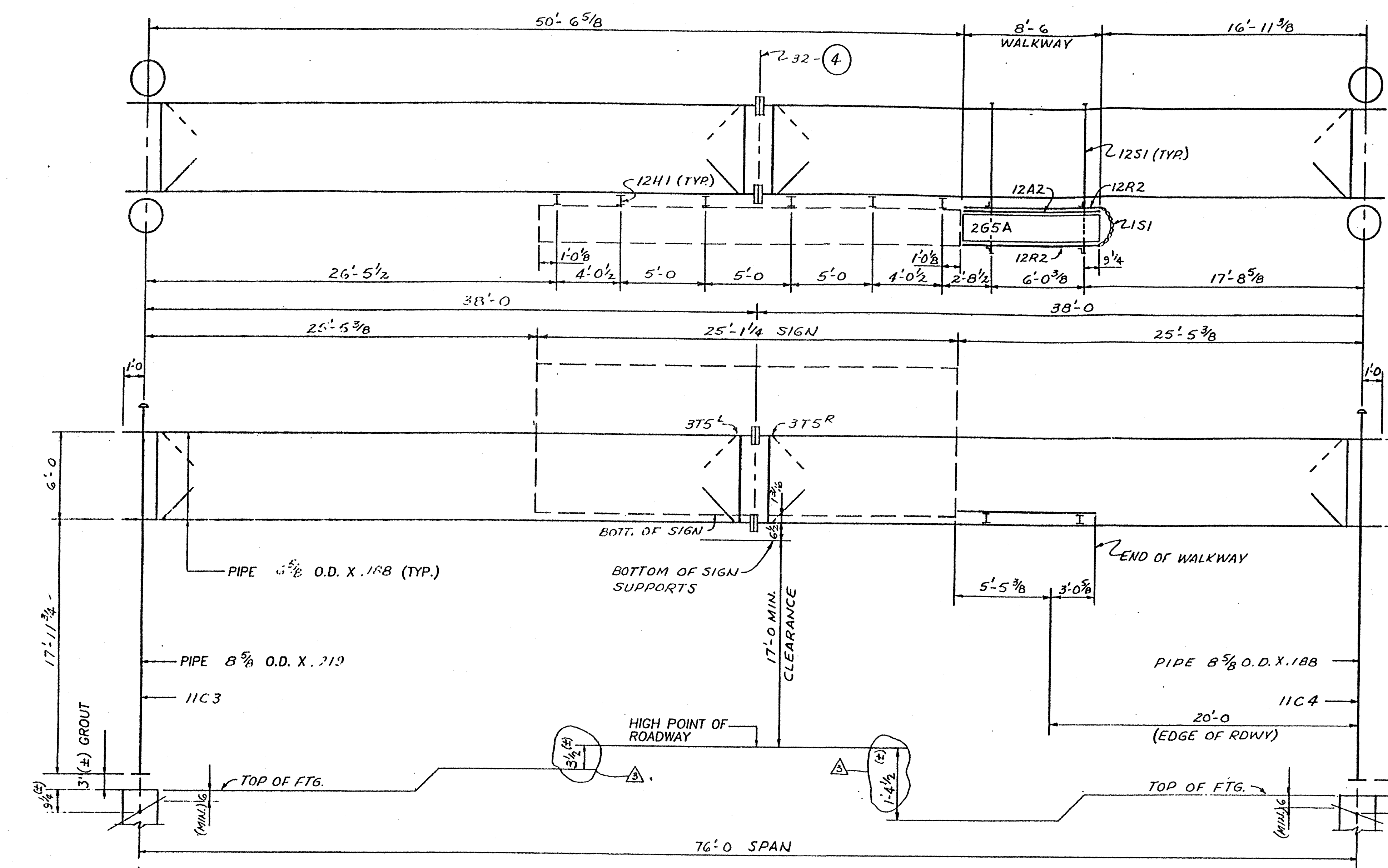
POST OFFICE BOX 7888  
 4200 JEFFERSON AVENUE

9-15-94

SHIPPING LIST		
QTY.	MARK	DESCRIPTION
16	1A1	ANCHOR BOLTS
2	3T5	TRUSSES
1	11C3	UPRIGHTS
1	11C4	↓
2	1P1	HINGE PIN ASSM.Y
1	1S1	SAFETY CHAIN
1	2G5A	GRATING
4	2M1	CLAMP PLATES
4	2P1 R	HANDRAIL POST
4	11S1	SHIM PLATES
1	12A2	SAFETY ANGLE
4	12H1	SIGN HANGERS
2	12S1	WALKWAY SUPPORTS
4	12R2	HANDRAILS (FRONT & B.)
4	(1)	3/8" x 1 1/4" HHB W/HN & LW (A36)
6	(2)	1/2" x 1 1/4"
4	(3)	1 3/8" O.D. WASHERS, 1/4 GA. THK
32	(4)	7/16" x 3 3/4" HHB W/HN, FN, TW
4	(6)	SADDLE SHIMS #00360
4	(8)	POLE CARBS #00388 W/2 1/2" x 1/2"
8	(U)	3/4" U-BOLTS W/2EA HN & LW (A36)
8	(U2)	1/2" U-BOLTS W/2EA HN, LW (A36)
4	(U3)	
4	(U4)	

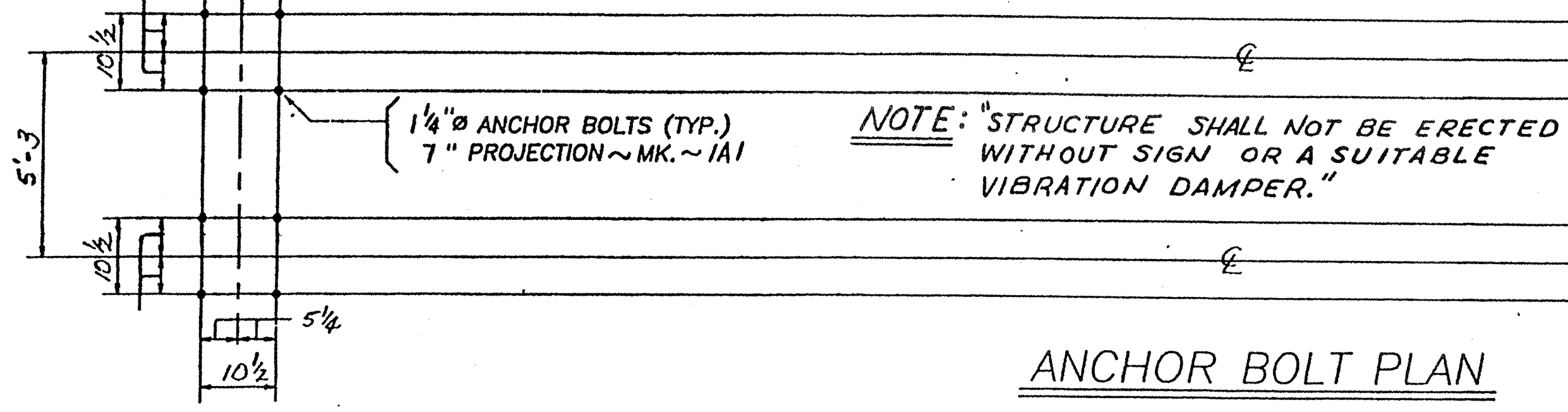


CONTRACTOR NOTE: ALL A325 BOLTS TO BE TIGHTENED IN ACCORDANCE WITH THE DIRECT TENSION INDICATOR. SPECIAL PROVISION SECTION G.



ELEVATION

STRUCTURE NO. VMS-14  
STATION NO. 272+50, I-40, WBL  
(LOOKING IN DIRECTION OF TRAFFIC)



ANCHOR BOLT PLAN

N.C. DEPT. OF TRANSPORTATION  
DIVISION OF HIGHWAYS  
STRUCTURE DESIGN UNIT

ACCEPTED  
ACCEPTED AS NOTED  
RETURNED FOR CORRECTION

JUN 5 1995

J. L. Smith, Jr., P.E.  
MGB

REV.	DESCRIPTION	DATE	BY
1	REV. ELEV.	3-7-95	CC
2	REV. QTY. OF SIGN HGRS. & U-BOLTS	2-13-95	CC
3	REV. QTY. OF SIGN HGRS. & U-BOLTS	2-7-95	CC



STATE: NORTH CAROLINA  
FED. PROJ.: CMS-421 (1)  
ST. PROJ.: 8.1623001  
COUNTY: FORSYTH/ GUILFORD  
ROUTE: I-40, US-52

SUBJECT: OVERHEAD BOX TRUSS STRUCTURE  
ERECTION DRAWING  
FOR: MITCHELL CONSTRUCTION CO., IA  
DRAWN BY: PAUL DATE: 10-5  
CHECKED BY: LEB DATE: 10/9

POST OFFICE BOX 7888  
4200 JEFFERSON AVENUE  
BIRMINGHAM ALABAMA 35228  
PHONE (205)-925-4990