

TIP NO. R-2814A	SHEET NO. PMP-1
APPROVED: _____	
DATE: _____	
SEAL	

**STATE OF NORTH CAROLINA
DEPARTMENT OF TRANSPORTATION**

**PAVEMENT MARKING PLAN
WAKE COUNTY**

**LOCATION: US 401 FROM SR 2044 (LIGON MILL ROAD)
TO SOUTH OF SR 2226 (JONESVILLE ROAD)**

T.I.P.: R-2814A

CONTRACT: C202228

ROADWAY STANDARD DRAWING

THE FOLLOWING ROADWAY STANDARDS AS APPEAR IN "ROADWAY STANDARD DRAWINGS" - PROJECT SERVICES UNIT - N.C. DEPARTMENT OF TRANSPORTATION - RALEIGH, N.C., DATED JULY 2006 ARE APPLICABLE TO THIS PROJECT AND BY REFERENCE HEREBY ARE CONSIDERED A PART OF THESE PLANS:

<u>STD. NO.</u>	<u>TITLE</u>
1205.01	PAVEMENT MARKINGS - LINE TYPES AND OFFSETS
1205.02	PAVEMENT MARKINGS - 2 LANE AND MULTILANE ROADWAYS
1205.04	PAVEMENT MARKINGS - INTERSECTIONS
1205.05	PAVEMENT MARKINGS - TURN LANES
1205.06	PAVEMENT MARKINGS - THRU LANE DROPS
1205.08	PAVEMENT MARKINGS - SYMBOL AND WORD MESSAGES
1205.09	PAVEMENT MARKINGS - PAINTED ISLANDS
1250.01	PAVEMENT MARKER SPACING
1251.01	RAISED PAVEMENT MARKERS - TEMPORARY AND PERMANENT

GENERAL NOTES

THE FOLLOWING GENERAL NOTES APPLY AT ALL TIMES FOR THE DURATION OF THE CONSTRUCTION PROJECT, EXCEPT WHEN OTHERWISE NOTED IN THE PLAN, OR DIRECTED BY THE ENGINEER.

- A) INSTALL PAVEMENT MARKINGS AND PAVEMENT MARKERS ON THE FINAL SURFACE AS FOLLOWS:

ROAD NAME	MARKING	MARKER
US 401 LOUISBURG ROAD AND -Y- LINES	THERMOPLASTIC	RAISED
- B) TIE PROPOSED PAVEMENT MARKING LINES TO EXISTING PAVEMENT MARKING LINES.
- C) REMOVE/REPLACE ANY CONFLICTING/DAMAGED PAVEMENT MARKINGS AND MARKERS.
- D) STOPBAR LOCATION AT NON-SIGNALIZED INTERSECTIONS MAY BE ADJUSTED AS DIRECTED BY THE ENGINEER.
- E) MARKERS ARE TO PLACED ACCORDING TO THE ROADWAY STANDARD DRAWINGS.

INDEX

<u>SHEET NO.</u>	<u>DESCRIPTION</u>
PMP-1	PAVEMENT MARKING PLAN TITLE SHEET
PMP-2	PAVEMENT MARKING SCHEDULE
PMP-3-PM-10	PAVEMENT MARKING DETAIL

PLAN PREPARED BY: N.C.D.O.T. SIGNING AND DELINEATION UNIT

<u>R.W. KING, P.E.</u>	STATE SIGNING & DELINEATION ENGINEER
<u>S.W. JOHNS</u>	SIGNING & DELINEATION DESIGN ENGINEER



TIP NO. R-2814A	SHEET NO. PMP-2
--------------------	--------------------

APPROVED: _____

DATE: _____

SEAL



10/19/09

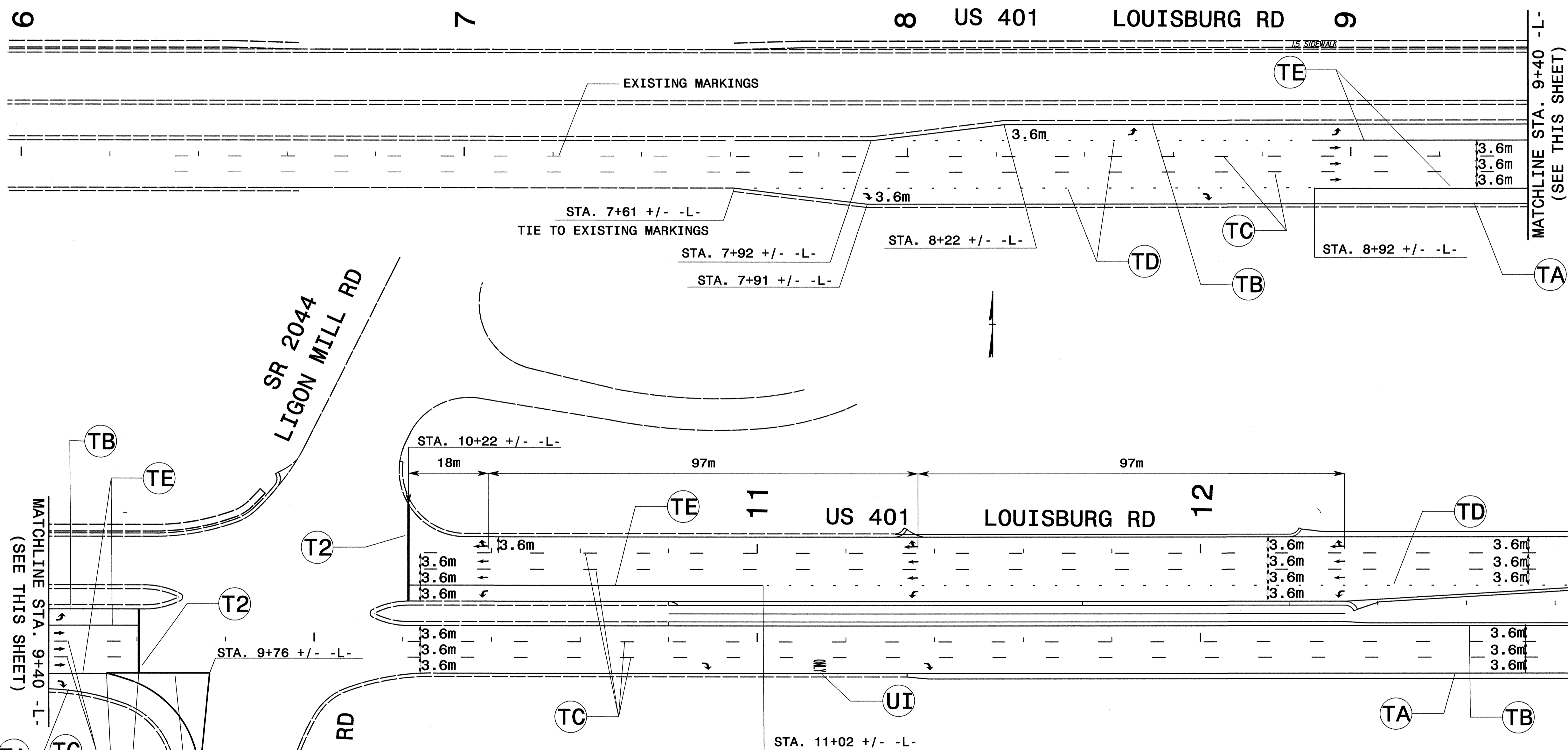
SYMBOL	DESCRIPTION		PAY ITEM QUANTITY		TOTAL
		PAVEMENT MARKINGS			
		THERMOPLASTIC(100MM, 2.3MM)			
TA	WHITE EDGELINE		8803	M	
TB	YELLOW EDGELINE		7505	M	
			TOTAL		16308 M
		THERMOPLASTIC(100MM, 3.1MM)			
TC	3 M. WHITE SKIP		1934	M	
TD	0.5 M. WHITE MINISKIP		308	M	
TE	WHITE SOLID LANE LINE		1115	M	
TG	0.5 M. YELLOW MINISKIP		2	M	
TI	YELLOW DOUBLE CENTER		1892	M	
			TOTAL		5251 M
		THERMOPLASTIC(200MM, 2.3MM)			
TP	WHITE GORELINE		2484	M	
TQ	WHITE DIAGONAL		260	M	
TT	YELLOW DIAGONAL		23	M	
			TOTAL		2767 M
		THERMOPLASTIC(200MM, 3.1MM)			
TV	WHITE CROSSWALK LINE		580	M	
			TOTAL		580 M
		THERMOPLASTIC(600MM, 3.1MM)			
T2	WHITE STOPBAR		178	M	
			TOTAL		178 M
UI	ALPHANUMERIC CHAR.	THERMOPLASTICPAVEMENT MARKING CHARACTER (3.1MM)	16	EA	
			TOTAL		16 EA
		THERMOPLASTICPAVEMENT MARKING SYMBOLS (2.3MM)			
UA	LEFT TURN ARROW		44	EA	
UB	RIGHT TURN ARROW		50	EA	
UC	STRAIGHT ARROW		59	EA	
UD	COMBO. STRAIGHT/LEFT		1	EA	
UE	COMBO. STRAIGHT/RIGHT		6	EA	
UG	LEFT/RIGHT/STRAIGHT		1	EA	
			TOTAL		161 EA
		MARKERS			
		PERMANENT RAISED PAVEMENT MARKERS			
MA	YELLOW & YELLOW		30	EA	
MB	CRYSTAL & RED		424	EA	
			TOTAL		454 EA

PAVEMENT MARKING SCHEDULE

D:\OCT-2009\8635
 20091019\pmp-2\pmp-2-
 091019\office\agning\oaddd\pmp\1\1.tle.dgn



TIP NO. R-2814A	SHEET NO. PM-3
APPROVED:	
DATE:	
SEAL	



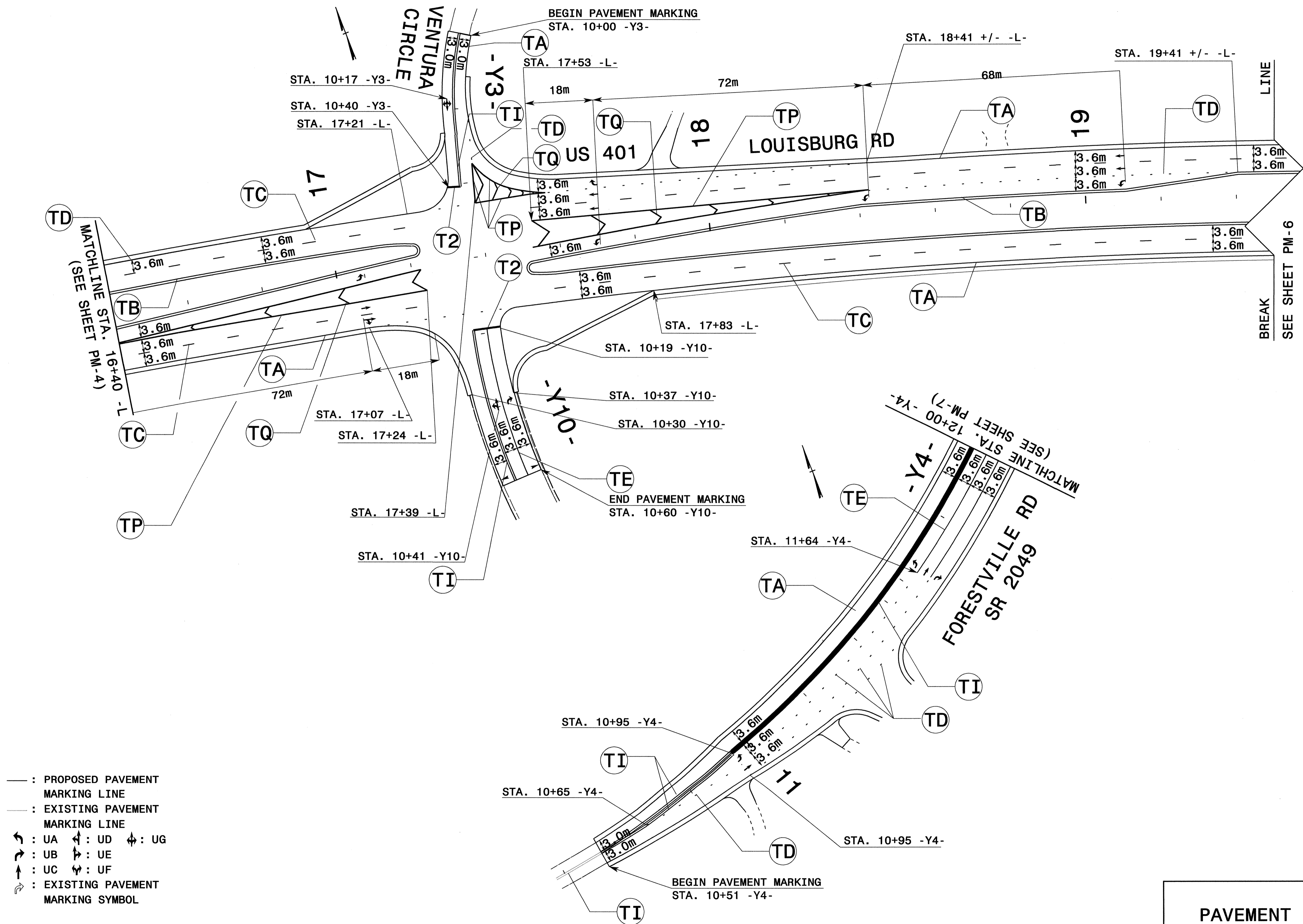
04-SEP-2009 08:55
 n:\apps\proj\2814A\road\pmp\F-2814A_Tc_TCP_PMP.dgn
 plotters: AT:TC2282

- : PROPOSED PAVEMENT MARKING LINE
- : EXISTING PAVEMENT MARKING LINE
- ↘ : UA ↗ : UD ⊕ : UG
- ↘ : UB ↗ : UE
- ↑ : UC ↘ : UF
- : EXISTING PAVEMENT MARKING SYMBOL

PAVEMENT MARKING DETAIL




TIP NO. R-2814A	SHEET NO. PM-5
APPROVED: _____	
DATE: _____	
SEAL	

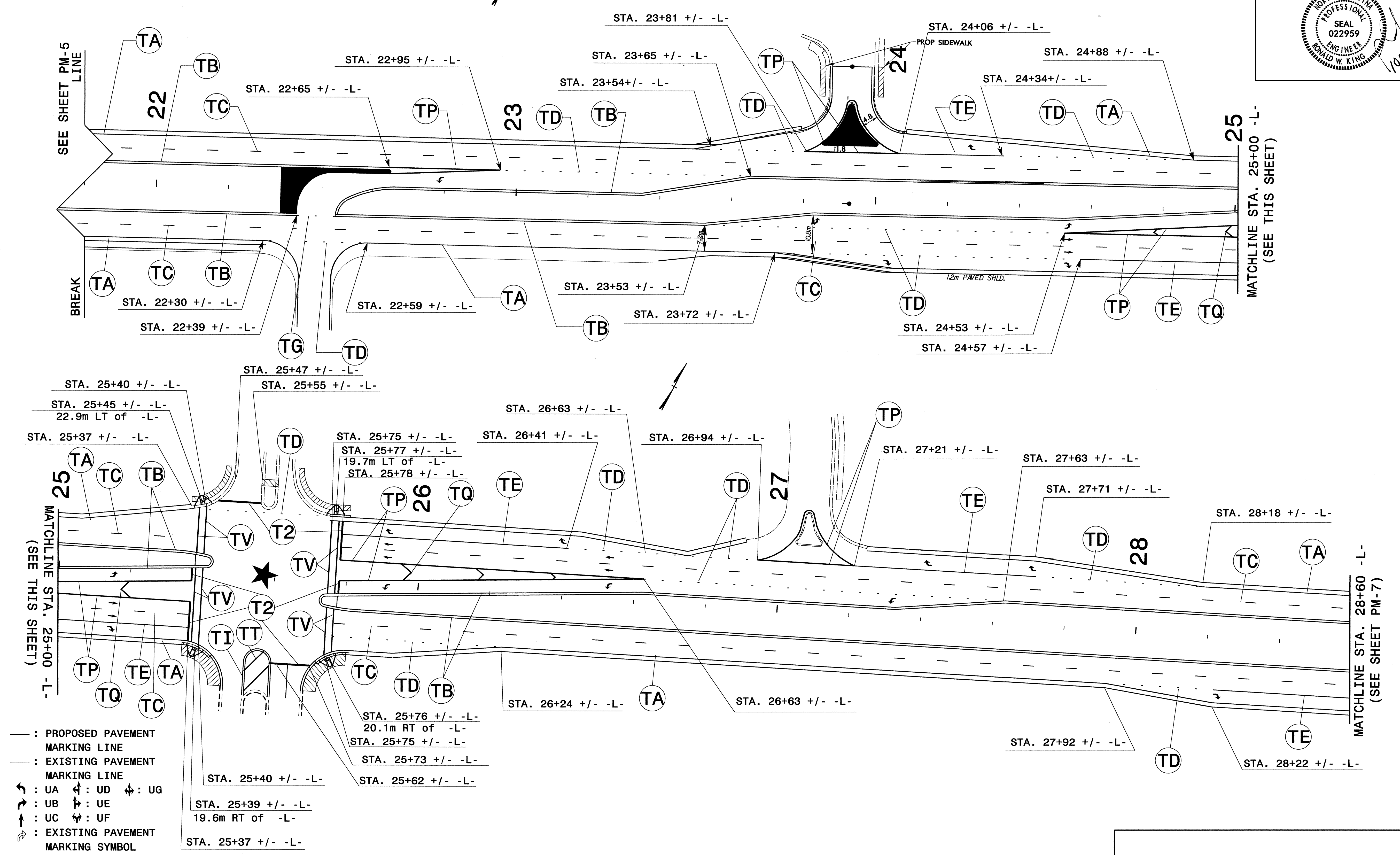


- : PROPOSED PAVEMENT MARKING LINE
- - - : EXISTING PAVEMENT MARKING LINE
- ↖ : UA ↗ : UD ⊕ : UG
- ↘ : UB ↙ : UE
- : UC ⊙ : UF
- ↻ : EXISTING PAVEMENT MARKING SYMBOL

PAVEMENT MARKING DETAIL



TIP NO. R-2814A	SHEET NO. PM-6
APPROVED: _____	
DATE: _____	
SEAL	
	



- : PROPOSED PAVEMENT MARKING LINE
- - - : EXISTING PAVEMENT MARKING LINE
- ↔ : UA ↔ : UD ↔ : UG
- ↔ : UB ↔ : UE
- ↔ : UC ↔ : UF
- : EXISTING PAVEMENT MARKING SYMBOL

PAVEMENT MARKING DETAIL

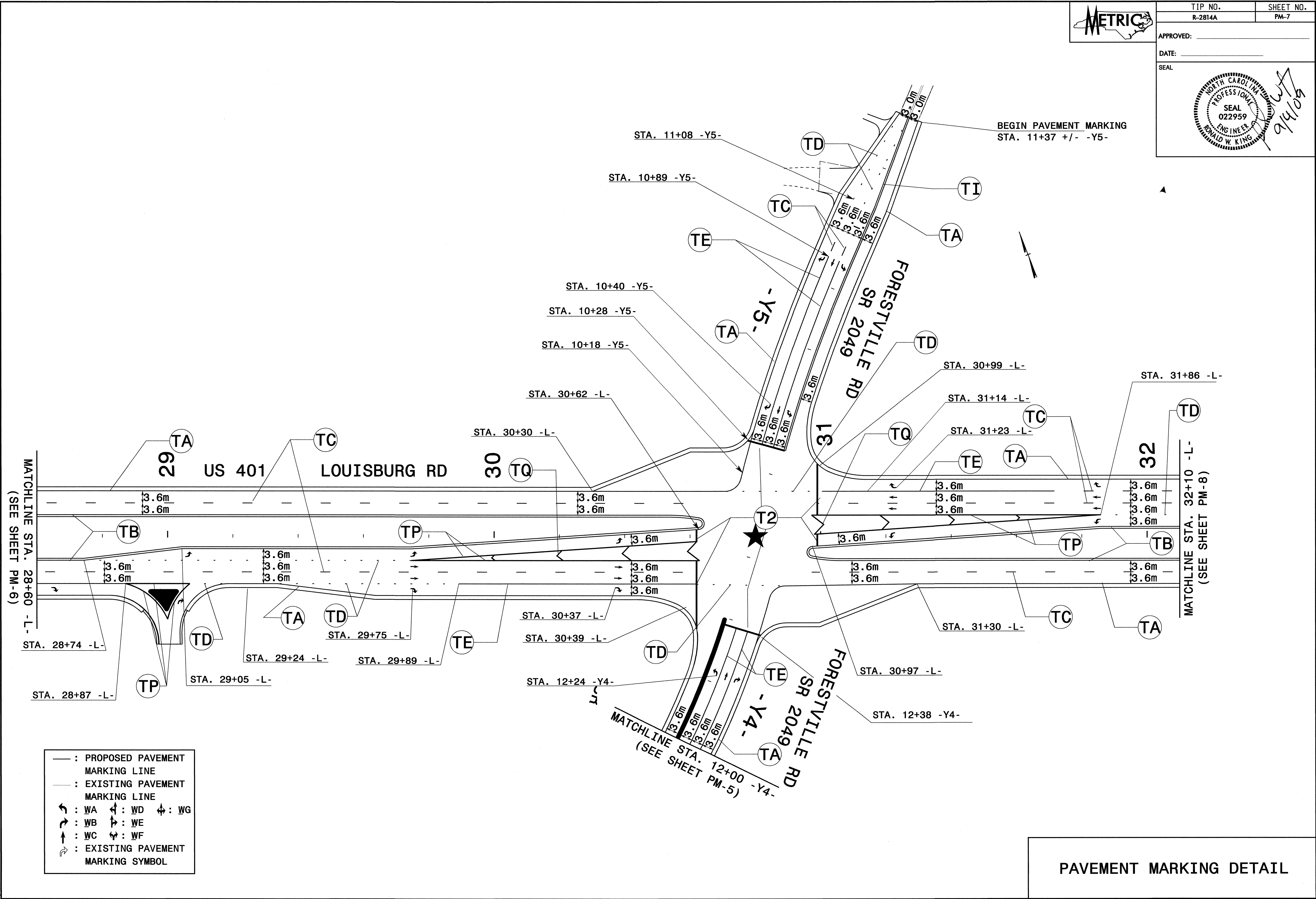
13-OCT-2009 16:20
 \\snp\p01\proj\2814\road\pmp\vr-2814a.tc_top.pmp_02a.dgn



TIP NO. R-2814A	SHEET NO. PM-7
--------------------	-------------------

APPROVED: _____
DATE: _____

SEAL



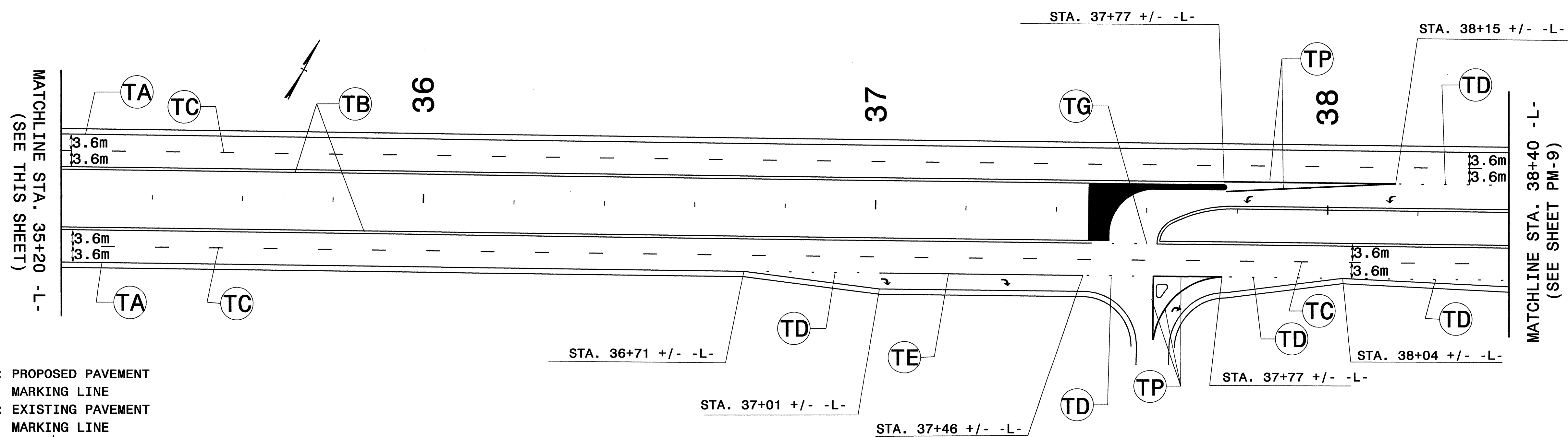
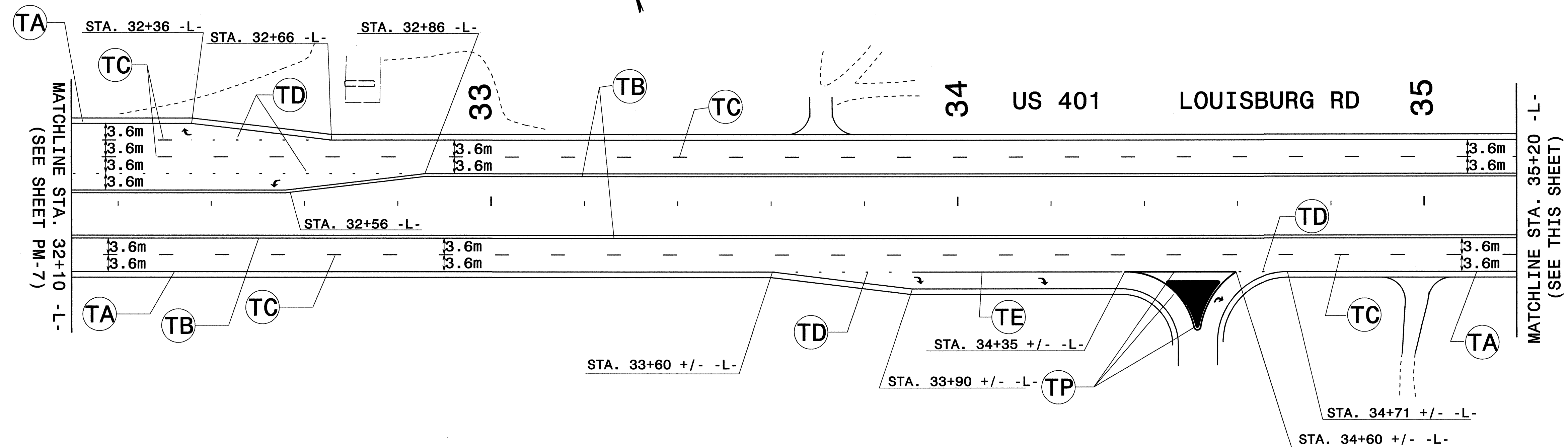
- | | |
|-------|------------------------------------|
| — | : PROPOSED PAVEMENT MARKING LINE |
| - - - | : EXISTING PAVEMENT MARKING LINE |
| ↖ | : WA |
| ↗ | : WB |
| ↘ | : WC |
| ↙ | : WD |
| ↔ | : WE |
| ↕ | : WF |
| ⊕ | : EXISTING PAVEMENT MARKING SYMBOL |

PAVEMENT MARKING DETAIL

04-SEP-2009 08:59
 C:\p\p\p\p\p\CADD\PHD-R-2814A-TCP-PM-7.dgn
 11/11/09 11:11:11 AM
 11/11/09 11:11:11 AM



TIP NO. R-2814A	SHEET NO. PM-8
APPROVED: _____	
DATE: _____	
SEAL	



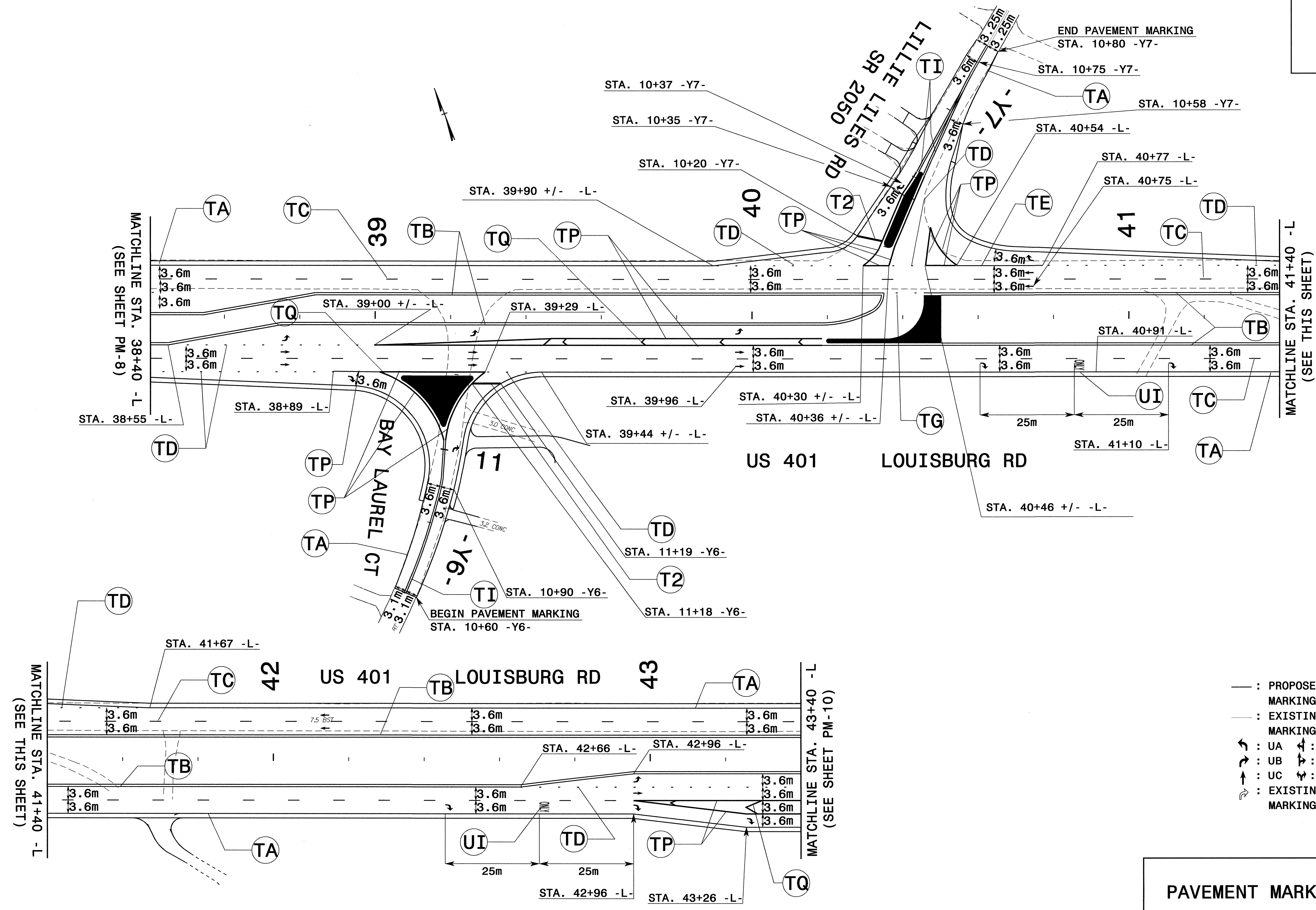
- : PROPOSED PAVEMENT MARKING LINE
- - - : EXISTING PAVEMENT MARKING LINE
- ↖ : WA ↗ : WD ↘ : WG
- ↙ : WB ↘ : WE
- ↖ : WC ↘ : WF
- ↻ : EXISTING PAVEMENT MARKING SYMBOL

PAVEMENT MARKING DETAIL

04-SEP-2009 08:59
 n:\apps\pmp\2814A\tr\eff\pmp\2814A\TC_TCP_PMP_04A.dgn
 10/22/09 10:22:02 AM



TIP NO. R-2814A	SHEET NO. PM-9
APPROVED: _____	
DATE: _____	
SEAL	



- : PROPOSED PAVEMENT MARKING LINE
- - - : EXISTING PAVEMENT MARKING LINE
- ↔ : UA ↔ : UD ↔ : UG
- ↔ : UB ↔ : UE
- ↔ : UC ↔ : UF
- ↔ : EXISTING PAVEMENT MARKING SYMBOL

PAVEMENT MARKING DETAIL

04-SEP-2009 09:00
 n:\projects\2009\09-000\road\pmp\pmp-r-2814a-tc-tcp_pmp_09.dgn
 sheets - AT - TC22182

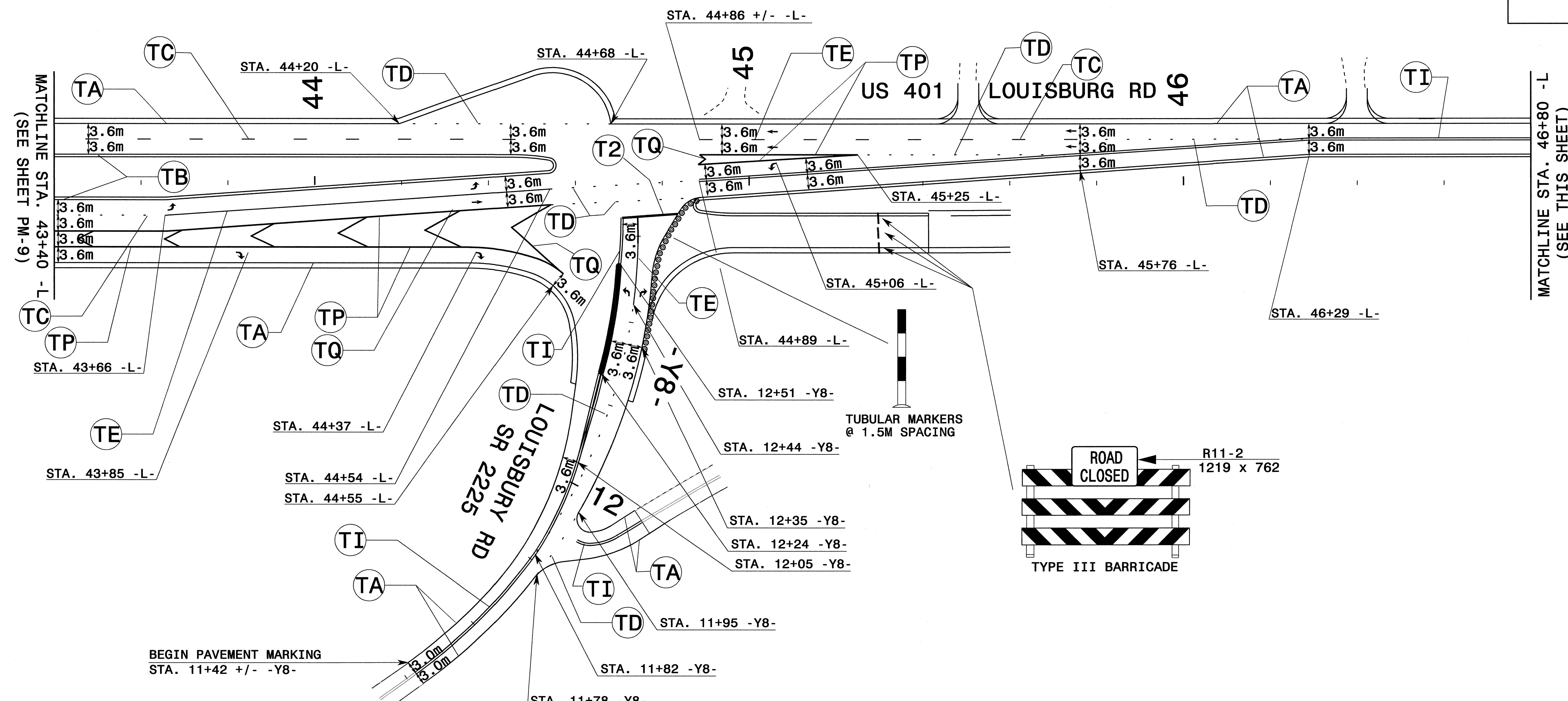


TIP NO. R-2814A SHEET NO. PM-10

APPROVED: _____

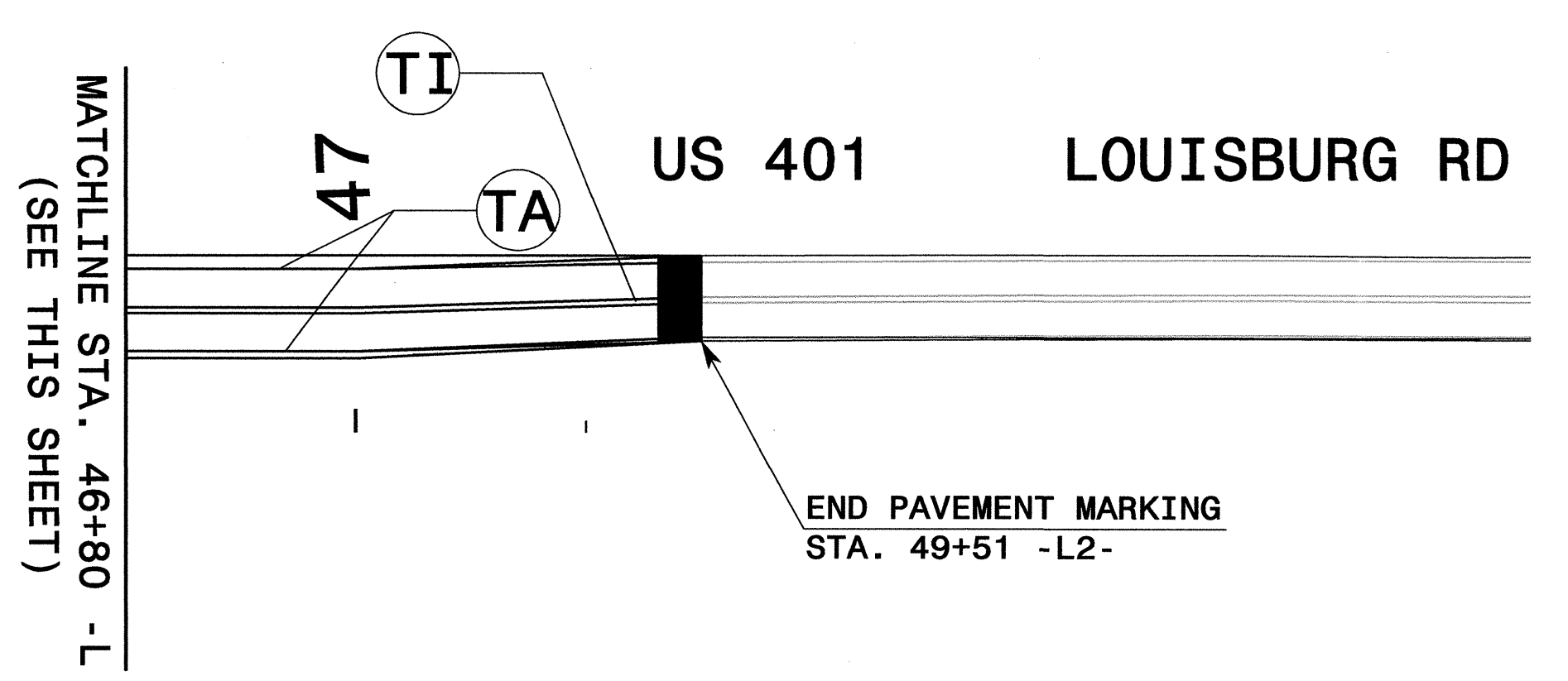
DATE: _____

SEAL



MATCHLINE STA. 43+40 -L-
(SEE SHEET PM-9)

MATCHLINE STA. 46+80 -L-
(SEE THIS SHEET)



- : PROPOSED PAVEMENT MARKING LINE
- - : EXISTING PAVEMENT MARKING LINE
- ↶ : UA ↷ : UD ↯ : UG
- ↷ : UB ↶ : UE
- ↯ : UC ↷ : UF
- ↻ : EXISTING PAVEMENT MARKING SYMBOL

PAVEMENT MARKING DETAIL

04-SEP-2008 09:00
 C:\Users\pmp\Documents\Projects\CA00\PM\PM-R-2814A_TC_TCP_PMP_06.dgn
 pmp 11 10:22:28