

TIP NO. B-3654	SHEET NO. SIGN-1
APPROVED: <i>[Signature]</i>	
DATE: 9/1/09	
SEAL	

**STATE OF NORTH CAROLINA  
DEPARTMENT OF TRANSPORTATION**

**SIGNING PLAN  
HARNETT & SAMPSON COUNTIES**

LOCATION: REPLACE BRIDGES 29 & 53 OVER MINGO SWAMP ON NC 55

**T.I.P.: B-3654**

**CONTRACT: C202260**

**PAY ITEM NOTES**

1	DISPOSAL OF SIGN SYSTEM, U-CHANNEL
2	RELOCATE SIGN, TYPE E
3	DISPOSAL OF SUPPORT, U-CHANNEL

**GENERAL NOTES**

- . SIGNS FURNISHED BY STATE
- . ALL TYPE 'D' SIGNS SHALL BE MOUNTED ON TWO U-CHANNEL POSTS UNLESS OTHERWISE INDICATED ON THE PLANS.
- . IF REMOVAL OR RELOCATION OF SIGNS ON PRIVATE STREET (NON-STATE MAINTAINED) IS REQUIRED DUE TO CONSTRUCTION, THE CONTRACTOR SHALL INFORM THE ENGINEER. THE WORK WILL BE COMPLETED BY OTHERS.
- . SIGNING PLANS DO NOT INCLUDE TEMPORARY CONSTRUCTION SIGNING OR PAVEMENT MARKINGS. SEE TRAFFIC CONTROL PLANS.
- . WHEN NOT STATIONED OR DIMENSIONED ON PLANS, ALL 'E' AND 'F' SIGNS SHALL BE FIELD LOCATED BY THE ENGINEER
- . ALL EXISTING SIGNS ON "U" CHANNEL POST WITHIN THE PROJECT LIMITS SHALL BE REMOVED AND DISPOSED OF UNLESS OTHERWISE NOTED ON PLANS.
- . WHEN EXISTING SIGNS ARE REMOVED AND INSTALLED ON NEW SUPPORTS, THE RE-ERECTION SHALL IMMEDIATELY FOLLOW THE REMOVAL.
- . THE BACKGROUND FOR TYPE E & F SIGNS SHALL BE TYPE C REFLECTIVE SHEETING.
- . SEE ROADWAY PLANS FOR GUARD/GUIDE RAIL DETAILS.

**SUMMARY OF QUANTITIES**

ITEM NO.		ITEM DESCRIPTION	QUANTITY	UNIT
DESC. NO.	SECT. NO.			
4072000000	903	SUPPORTS, 3 LB U-CHANNEL	133	L.F.
4096000000	904	SIGN ERECTION, TYPE D	2	EA.
4102000000	904	SIGN ERECTION, TYPE E	3	EA.
4108000000	904	SIGN ERECTION, TYPE F	1	EA.
4155000000	907	DISPOSAL OF SIGN SYSTEM, U-CHANNEL	16	EA.
4116100000	904	SIGN ERECTION, RELOCATE SIGN TYPE E	1	EA.
4192000000	907	DISPOSAL OF SUPPORT, U-CHANNEL	1	EA.

**ROADWAY STANDARD DRAWING**

THE FOLLOWING ROADWAY STANDARDS AS APPEAR IN "ROADWAY STANDARD DRAWINGS" - PROJECT SERVICES UNIT - N.C. DEPARTMENT OF TRANSPORTATION - RALEIGH, N.C., DATED JULY 2006 ARE APPLICABLE TO THIS PROJECT AND BY REFERENCE HEREBY ARE CONSIDERED A PART OF THESE PLANS:

STD. NO.	TITLE
904.10	ORIENTATION OF GROUND MOUNTED SIGNS
904.50	MOUNTING OF TYPE 'D', 'E' AND 'F' SIGNS ON 'U' CHANNEL POSTS

**INDEX**

SHEET NO.	DESCRIPTION
SIGN - 1	TITLE SHEET - SUMMARY OF QUANTITIES, ROADWAY STANDARD DRAWINGS, INDEX, & NOTES
SIGN - 2	TYPE "D" SIGNS
SIGN - 3	TYPE "E" & "F" SIGNS
SIGN - 4 - 5	SIGN DETAIL SHEETS

**PLAN PREPARED BY: N.C.D.O.T. SIGNING AND DELINEATION UNIT**

<u>AYMAN I. ALQUDWAH, P.E.</u>	SIGNING & DELINEATION REGIONAL ENGINEER
<u>ERIC WARD</u>	SIGNING & DELINEATION DESIGN ENGINEER

TIP NO. B-3654	SHEET NO. SIGN-2
APPROVED: <i>[Signature]</i>	
DATE: 9/1/09	
SEAL	

<b>SIGN NUMBER:</b> 301 <b>TYPE:</b> D <b>QUANTITY:</b> 1 <b>SIGN WIDTH:</b> 5'-6" <b>HEIGHT:</b> 3'-6" <b>TOTAL AREA:</b> 19.3 Sq.Ft. <b>BORDER TYPE:</b> FLUSH <b>RECESS:</b> 0" <b>WIDTH:</b> 1" <b>RADII:</b> 6" <b>NO. Z BARS:</b> <b>LENGTH:</b>	<b>BACKG COLOR:</b> Green/Green <b>COPY COLOR:</b> White <table border="1"> <tr><th>SYMBOL</th><th>X</th><th>Y</th><th>WID</th><th>HT</th></tr> <tr><td> </td><td> </td><td> </td><td> </td><td> </td></tr> <tr><td> </td><td> </td><td> </td><td> </td><td> </td></tr> <tr><td> </td><td> </td><td> </td><td> </td><td> </td></tr> <tr><td> </td><td> </td><td> </td><td> </td><td> </td></tr> <tr><td> </td><td> </td><td> </td><td> </td><td> </td></tr> <tr><td> </td><td> </td><td> </td><td> </td><td> </td></tr> <tr><td> </td><td> </td><td> </td><td> </td><td> </td></tr> <tr><td> </td><td> </td><td> </td><td> </td><td> </td></tr> <tr><td> </td><td> </td><td> </td><td> </td><td> </td></tr> </table> <b>MAT'L:</b> 0.125" (3.2 mm) ALUMINUM	SYMBOL	X	Y	WID	HT																																														<b>DESIGN BY:</b> E WARD <b>PROJECT ID:</b> B-3654 <b>CHECKED BY:</b> <b>DIV:</b> 6 <b>DATE:</b> Apr 03, 2009
SYMBOL	X	Y	WID	HT																																																

**USE NOTES:** 1,2

- Legend and border shall be direct applied Grade C sheeting.
- Background shall be Grade C reflective sheeting.
- Shields shall be on 0.032" (0.8mm) aluminum and demountable.
- Shields shall be Grade A, B, or C sheeting.
- Bottom panel shall be yellow Grade C sheeting. Legend shall be direct applied black non-reflective sheeting. Yellow panel is:

Letter positions													Series/Size
Letter spacings are to start of next letter													Text Length
22	2.7	2	1.9	2.2	2.4	2.6	1.5	3	1.9	1.8	22		C 2000
													22.1
7.3	4.6	6	6.1	4.6	5	5.6	4.1	6	5.3	4.3	7.3		D 2000
													51.4
26.4	1.9	1.8	2.1	2.3	1.1	2.3	1.7	26.4					C 2000
													13.2
8.4	5	6	5.1	5.5	4.2	4.1	3.7	6	5.3	4.3	8.4		D 2000
													49.1

FILENAME: guidsign\_english NORTH CAROLINA D.O.T. SIGN DETAIL

<b>SIGN NUMBER:</b> 302 <b>TYPE:</b> D <b>QUANTITY:</b> 1 <b>SIGN WIDTH:</b> 5'-6" <b>HEIGHT:</b> 3'-6" <b>TOTAL AREA:</b> 19.3 Sq.Ft. <b>BORDER TYPE:</b> FLUSH <b>RECESS:</b> 0" <b>WIDTH:</b> 1" <b>RADII:</b> 6" <b>NO. Z BARS:</b> <b>LENGTH:</b>	<b>BACKG COLOR:</b> Green/Green <b>COPY COLOR:</b> White <table border="1"> <tr><th>SYMBOL</th><th>X</th><th>Y</th><th>WID</th><th>HT</th></tr> <tr><td> </td><td> </td><td> </td><td> </td><td> </td></tr> <tr><td> </td><td> </td><td> </td><td> </td><td> </td></tr> <tr><td> </td><td> </td><td> </td><td> </td><td> </td></tr> <tr><td> </td><td> </td><td> </td><td> </td><td> </td></tr> <tr><td> </td><td> </td><td> </td><td> </td><td> </td></tr> <tr><td> </td><td> </td><td> </td><td> </td><td> </td></tr> <tr><td> </td><td> </td><td> </td><td> </td><td> </td></tr> <tr><td> </td><td> </td><td> </td><td> </td><td> </td></tr> <tr><td> </td><td> </td><td> </td><td> </td><td> </td></tr> </table> <b>MAT'L:</b> 0.125" (3.2 mm) ALUMINUM	SYMBOL	X	Y	WID	HT																																														<b>DESIGN BY:</b> E WARD <b>PROJECT ID:</b> B-3654 <b>CHECKED BY:</b> <b>DIV:</b> 6 <b>DATE:</b> Aug 25, 2009
SYMBOL	X	Y	WID	HT																																																

**USE NOTES:** 1,2

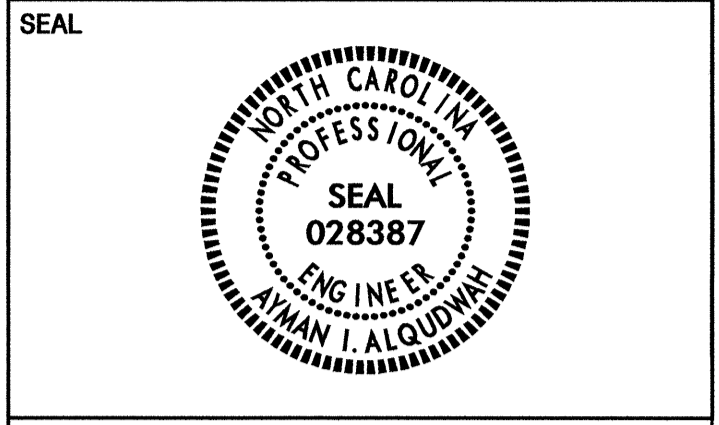
- Legend and border shall be direct applied Grade C sheeting.
- Background shall be Grade C reflective sheeting.
- Shields shall be on 0.032" (0.8mm) aluminum and demountable.
- Shields shall be Grade A, B, or C sheeting.
- Bottom panel shall be yellow Grade C sheeting. Legend shall be direct applied black non-reflective sheeting. Yellow panel is:

Letter positions													Series/Size
Letter spacings are to start of next letter													Text Length
22	2.7	2	1.9	2.2	2.4	2.6	1.5	3	1.9	1.8	22		C 2000
													22.1
8.4	5	6	5.1	5.5	4.2	4.1	3.7	6	5.3	4.3	8.4		D 2000
													49.1
26.4	1.9	1.8	2.1	2.3	1.1	2.3	1.7	26.4					C 2000
													13.2
7.3	4.6	6	6.1	4.6	5	5.6	4.1	6	5.3	4.3	7.3		D 2000
													51.4


FILENAME: B-3654 Guidsign NORTH CAROLINA D.O.T. SIGN DETAIL

TYPE "D" SIGNS

3:\AUC-2009\648\p1\paper\objects\B-3654\tr\office\agning\cadd\Sign Designs\B-3654\_Guidsign.dgn  
ericward AT TE221658




401 QUANTITY REQ'D \_1\_



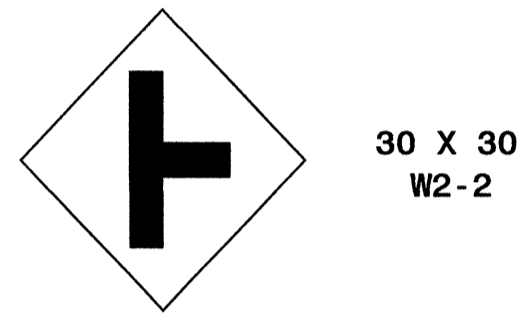
ONE "U" POST PER SIGN

501



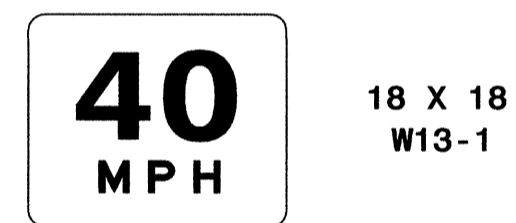
ONE "U" POST PER SIGN

446 QUANTITY REQ'D \_1\_



ONE "U" POST PER SIGN

448 QUANTITY REQ'D \_1\_

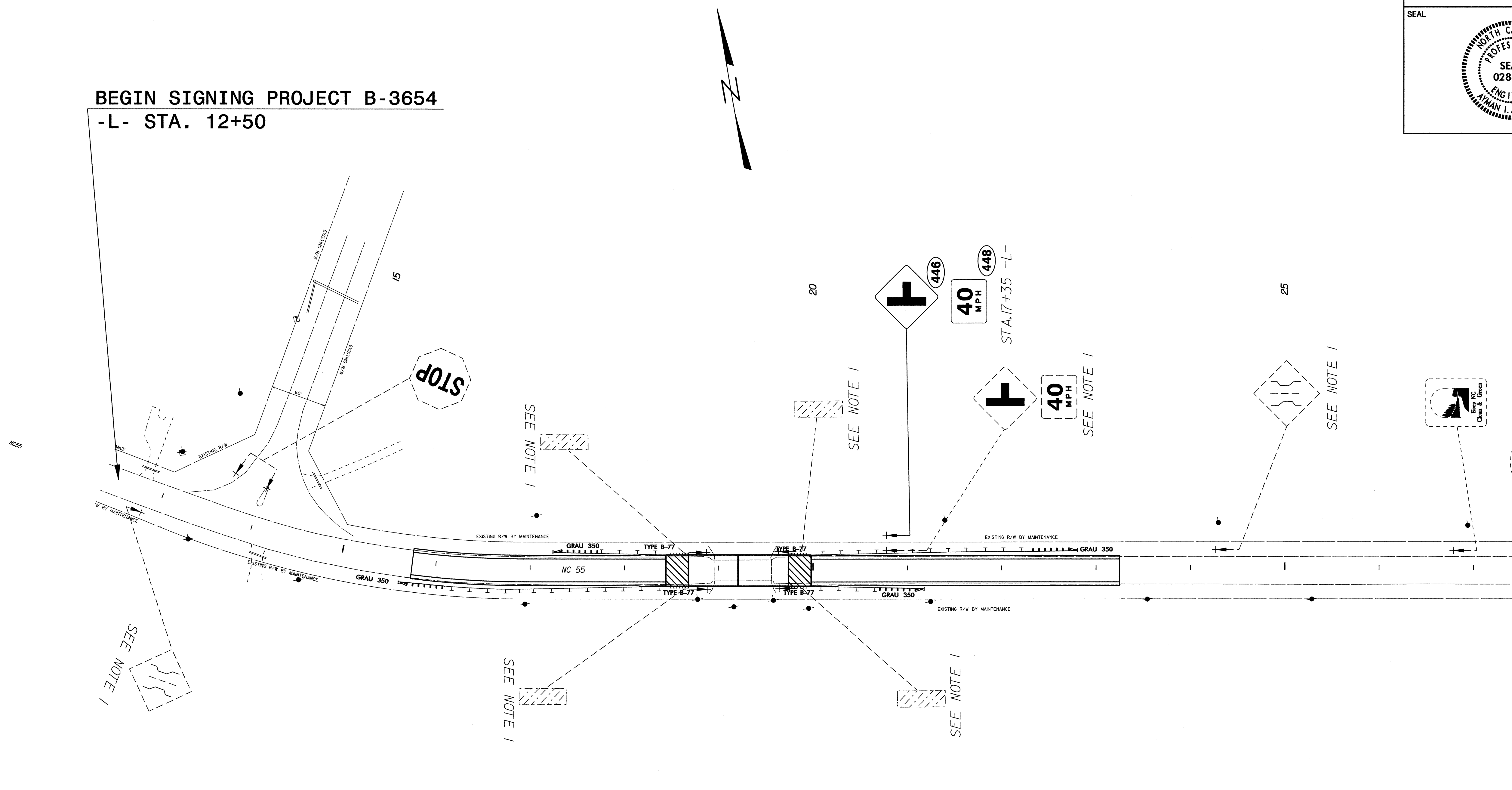


MOUNT BELOW SIGN 446  
IN 1 INSTALLATION

TYPE "E" & "F" SIGNS

TIP NO. B-3654	SHEET NO. SIGN-4
APPROVED: <i>[Signature]</i>	
DATE: 9/17/09	
SEAL	

**BEGIN SIGNING PROJECT B-3654**  
**-L- STA. 12+50**



**EXISTING & PROPOSED SIGNS**  
**NC 55 OVER MINGO SWAMP**  
**-L- STA. 12+50 TO 27+50**

31-AUG-2009 16:18  
 p:\projects\projects\b3654\traffic\signing\Layout\_Plans\b3654\_traffic\_signing\Layout\_Plans\b3654\_sgn\_psh4.dgn  
 ericward AT TEL221658

