

T.I.P.: U-3334A

CONTRACT: C201300

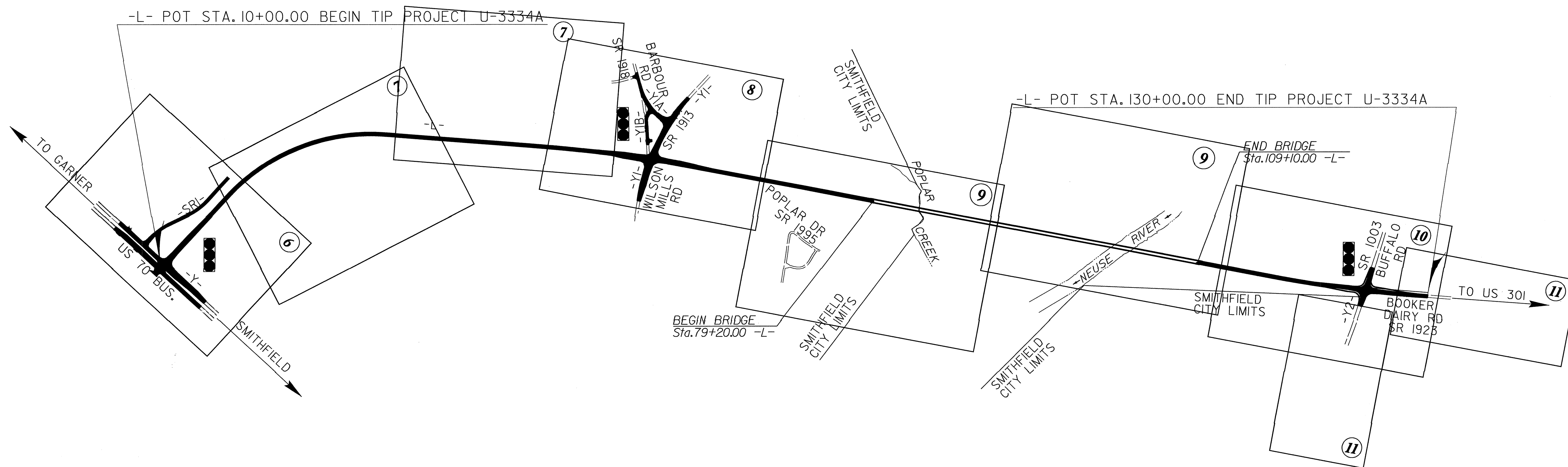
10-OCT-2008 14:03  
P:\tipproj\proj\3334a\tr-traffic\signing\cadd\quantities & gm signs\U-3334aseed.dgn  
Bnowlin AT 12/21/08

STATE OF NORTH CAROLINA  
DEPARTMENT OF TRANSPORTATION

SIGNING PLANS  
JOHNSTON COUNTY

LOCATION: SR 1923 EXTENSION (BOOKER DAIRY RD) FROM US 70  
BUSINESS WEST TO SR 1003 (BUFFALO RD)

TIP NO. U-3334A	SHEET NO. SIGN-1
APPROVED: <i>[Signature]</i>	
DATE: 10/13/08	
SEAL	



INDEX

SHEET NO.	DESCRIPTION
1	TITLE SHEET
2	SUMMARY OF QUANTITIES AND NOTES
3	D SHEETS
4	E SHEETS
5	F SHEETS
6-II	SIGN ROADWAY SHEETS

PLAN PREPARED BY: N.C.D.O.T. SIGNING SECTION

RON KING, P.E.	SIGNING ENGINEER
AYMAN ALQUODWAH, P.E.	SIGNING PROJECT ENGINEER
D. MITCH EATON	SIGNING PROJECT DESIGN ENGINEER
BARRY NOWLIN	SIGNING DESIGNER

ROADWAY STANDARD DRAWINGS  
APPLICABLE TO THESE SIGNING PLANS

904.10  
904.50

*WRJ*  
10/13/08

# SIGNS SUMMARY OF QUANTITIES

TIP NO. U-3334A	SHEET NO. SIGN-2
APPROVED:	
DATE: 10/13/08	
SEAL	

ITEM NO.		ITEM DESCRIPTION	QUANTITY	UNIT
DESC. NO.	SECT. NO.			
4072000000	903	SUPPORTS, 3 LB STEEL U-CHANNEL	1170	L.F.
4096000000	904	SIGN ERECTION, TYPE D	4	EA.
4102000000	904	SIGN ERECTION, TYPE E	65	EA.
4108000000	904	SIGN ERECTION, TYPE F	4	EA.
4116100000	904	SIGN ERECTION, RELOCATE SIGN TYPE E	5	EA.
4155000000	907	DISPOSAL OF SIGN SYSTEM, U-CHANNEL	31	EA.
4192000000	907	DISPOSAL OF SUPPORT, U-CHANNEL	5	EA.

Pay Item Notes:	
1	RELOCATE SIGN, TYPE D
2	RELOCATE SIGN, TYPE E
3	DISPOSAL OF SIGN SYSTEM, U-CHANNEL
4	DISPOSAL OF SIGN SYSTEM, WOOD
5	DISPOSAL OF SUPPORT, U-CHANNEL
6	SIGN ERECTION, TYPE E

**General Notes:**

- . SIGNS FURNISHED BY STATE
- . ALL TYPE 'D' SIGNS SHALL BE MOUNTED ON TWO U-CHANNEL POSTS UNLESS OTHERWISE INDICATED ON THE PLANS.
- . IF REMOVAL OR RELOCATION OF SIGNS ON PRIVATE STREET (NON-STATE MAINTAINED) IS REQUIRED DUE TO CONSTRUCTION, THE CONTRACTOR SHALL INFORM THE ENGINEER. THE WORK WILL BE COMPLETED BY OTHERS.
- . SIGNING PLANS DO NOT INCLUDE TEMPORARY CONSTRUCTION SIGNING OR PAVEMENT MARKINGS. SEE TRAFFIC CONTROL PLANS.
- . WHEN NOT STATIONED OR DIMENSIONED ON PLANS, ALL 'E' SIGNS SHALL BE FIELD LOCATED BY THE ENGINEER
- . WHEN EXISTING SIGNS ARE REMOVED AND INSTALLED ON NEW SUPPORTS, THE RE-ERECTION SHALL IMMEDIATELY FOLLOW THE REMOVAL.
- . THE BACKGROUND FOR TYPE E SIGNS SHALL BE GRADE 'C' REFLECTIVE SHEETING.

I:\OCT-2008 08427  
p:\pprojects\11\3334\traffic\signing\cadd\0quantities & 01 Signs\ur-3334aseed.dgn  
browl\tr\ur\AT IE221645

*WRD*

**SUMMARY OF QUANTITIES  
AND NOTES**

TIP NO. U-3334A SHEET NO. SIGN-3

APPROVED: *Sywan I. Alquodwah*  
DATE: 10/13/08



SIGN NUMBER: 301-302      BACKG COLOR: Green      DESIGN BY: B. NOWLIN      CHECKED BY: M. EATON      DATE: Oct 13, 2008  
 TYPE: D      COPY COLOR: White      PROJECT ID: U-3334A      DIV: 04

QUANTITY: 1

SYMBOL	X	Y	WID	HT

SIGN WIDTH: 5'-6"  
 HEIGHT: 1'-6"  
 TOTAL AREA: 8.3 Sq.Ft.

BORDER TYPE: FLUSH  
 RECESS: 0"  
 WIDTH: 0.75"  
 RADIUS: 3"

NO. Z BARS:  
 LENGTH:

MAT'L: 0.063" (1.6 mm) ALUMINUM  
 0.080" (2.0 mm) ALUMINUM  
 0.125" (3.2 mm) ALUMINUM

USE NOTES:  
 1. Legend and border shall be direct applied Grade A, B, or C sheeting.  
 2. Background shall be Grade A, B, or C reflective sheeting.  
 3. Shields shall be on 0.032" (0.8mm) aluminum and demountable.  
 4. Shields shall be Grade A, B, or C sheeting.  
 5. Bottom panel shall be yellow Grade C sheeting. Legend shall be direct applied black non-reflective sheeting. Yellow panel is:

Spacing Factor is 1 unless specified otherwise

LETTER POSITIONS

Letter spacings are to start of next letter													Series/Size	Text Length
	N	E	U	S	E	R	I	V	E	R			D 2000	51.4
7.3	5.5	4.7	5.1	5.1	3.7	6	5.1	1.9	5.5	4.7	4.1	7.3		

FILENAME: u-3334a\_sgn\_designs      NORTH CAROLINA D.O.T. SIGN DETAIL

SIGN NUMBER: 303      BACKG COLOR: Green      DESIGN BY: B. NOWLIN      CHECKED BY: M. EATON      DATE: Oct 13, 2008  
 TYPE: D      COPY COLOR: White      PROJECT ID: U-3334A      DIV: 04

QUANTITY: 1

SYMBOL	X	Y	WID	HT

SIGN WIDTH: 4'-6"  
 HEIGHT: 2'-0"  
 TOTAL AREA: 9.0 Sq.Ft.

BORDER TYPE: FLUSH  
 RECESS: 0"  
 WIDTH: 0.75"  
 RADIUS: 3"

NO. Z BARS:  
 LENGTH:

MAT'L: 0.063" (1.6 mm) ALUMINUM  
 0.080" (2.0 mm) ALUMINUM  
 0.125" (3.2 mm) ALUMINUM

USE NOTES:  
 1. Legend and border shall be direct applied Grade A, B, or C sheeting.  
 2. Background shall be Grade A, B, or C reflective sheeting.  
 3. Shields shall be on 0.032" (0.8mm) aluminum and demountable.  
 4. Shields shall be Grade A, B, or C sheeting.  
 5. Bottom panel shall be yellow Grade C sheeting. Legend shall be direct applied black non-reflective sheeting. Yellow panel is:

Spacing Factor is 1 unless specified otherwise

LETTER POSITIONS

Letter spacings are to start of next letter													Series/Size	Text Length
	S	M	I	T	H	F	I	E	L	D			D 2000	43.7
5.2	5.1	6.1	1.9	4.6	5.5	4.6	2.4	4.7	4.6	4.1	5.2			
13.3	3.6	1.2	2.7	3.4	4	3.1	1.6	4.1	1.2	2.5	13.3			

FILENAME: u-3334a\_sgn\_designs      NORTH CAROLINA D.O.T. SIGN DETAIL

SIGN NUMBER: 304      BACKG COLOR: Green      DESIGN BY: B. NOWLIN      CHECKED BY: M. EATON      DATE: Oct 13, 2008  
 TYPE: D      COPY COLOR: White      PROJECT ID: U-3334A      DIV: 04

QUANTITY: 1

SYMBOL	X	Y	WID	HT
ARUP	5.4	3.7	6	9

SIGN WIDTH: 7'-6"  
 HEIGHT: 2'-0"  
 TOTAL AREA: 15.0 Sq.Ft.

BORDER TYPE: FLUSH  
 RECESS: 0"  
 WIDTH: 0.75"  
 RADIUS: 3"

NO. Z BARS:  
 LENGTH:

MAT'L: 0.063" (1.6 mm) ALUMINUM  
 0.080" (2.0 mm) ALUMINUM  
 0.125" (3.2 mm) ALUMINUM

USE NOTES:  
 1. Legend and border shall be direct applied Grade A, B, or C sheeting.  
 2. Background shall be Grade A, B, or C reflective sheeting.  
 3. Shields shall be on 0.032" (0.8mm) aluminum and demountable.  
 4. Shields shall be Grade A, B, or C sheeting.  
 5. Bottom panel shall be yellow Grade C sheeting. Legend shall be direct applied black non-reflective sheeting. Yellow panel is:

Spacing Factor is 1 unless specified otherwise

LETTER POSITIONS

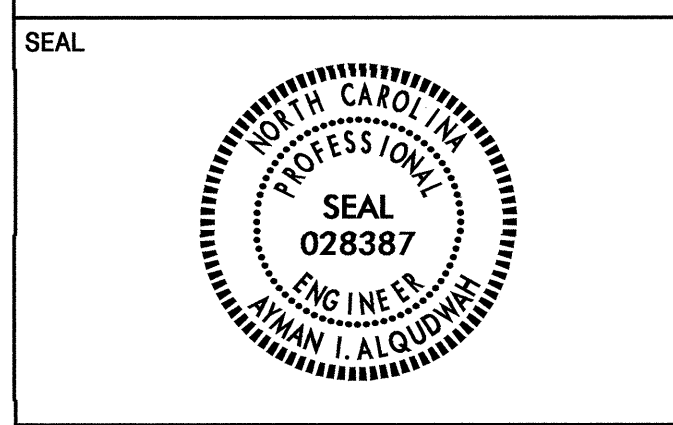
Letter spacings are to start of next letter															Series/Size	Text Length
	S	M	I	T	H	F	I	E	L	D					D 2000	43.7
30.7	5.1	6.1	1.9	4.6	5.5	4.6	2.4	4.7	4.6	4.1	15.7					
20.4	6.1	2.4	5.4	5.4	4.6	3.7	6	5	5.4	5.4	5.5	5.6	3.7	5.4		64.2










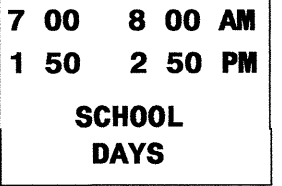








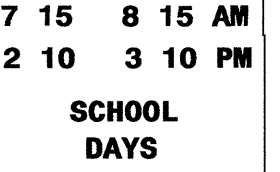




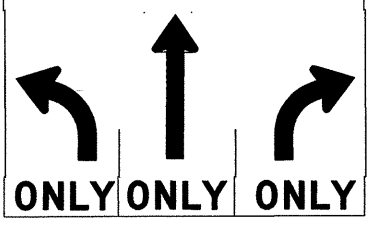

FILENAME: u-3334a\_sgn\_designs      NORTH CAROLINA D.O.T. SIGN DETAIL

13-OCT-2008 09:05  
 C:\p\projects\103334a\traffic\signing\cadd\sign designs\103334a\_sgn\_designs.dgn  
 B. Nowlin AT 10/22/08

TYPE "D" SIGNS

APPROVED: *[Signature]*  
DATE: 10/13/08




<p>401 QUANTITY REQ'D <u>10</u></p>  <p>24 X 30 R2-1</p> <p>ONE "U" POST PER SIGN</p>	<p>406 QUANTITY REQ'D <u>3</u></p>  <p>30 X 30 R1-1</p> <p>ONE "U" POST PER SIGN</p>	<p>411 QUANTITY REQ'D <u>2</u></p>  <p>54 X 18 R6-1 (L)</p> <p>TWO "U" POSTS PER SIGN</p>	<p>416 QUANTITY REQ'D <u>1</u></p>  <p>18 X 18 W23-15</p> <p>MOUNT BELOW SIGN 408 IN 1 INSTALLATION</p>	<p>421 QUANTITY REQ'D <u>3</u></p>  <p>24 X 30 S5-2</p> <p>MOUNT ABOVE SIGN 401 IN 3 INSTALLATIONS</p>	
<p>402 QUANTITY REQ'D <u>6</u></p>  <p>24 X 30 R2-1</p> <p>ONE "U" POST PER SIGN</p>	<p>407 QUANTITY REQ'D <u>4</u></p>  <p>36 X 24 R5-1a</p> <p>ONE "U" POST PER SIGN</p>	<p>412 QUANTITY REQ'D <u>2</u></p>  <p>54 X 18 R6-1 (R)</p> <p>MOUNT BACK TO BACK WITH SIGN 411 IN 2 INSTALLATIONS</p>	<p>417 QUANTITY REQ'D <u>1</u></p>  <p>36 X 36 W2-2</p> <p>ONE "U" POST PER SIGN</p>	<p>422 QUANTITY REQ'D <u>3</u></p>  <p>24 X 24 S4-1a</p> <p>MOUNT BELOW SIGN 402 IN 2 INSTALLATIONS MOUNT BELOW SIGN 423 IN 1 INSTALLATION</p>	
<p>403 QUANTITY REQ'D <u>1</u></p>  <p>48 X 48 W3-3</p> <p>ONE "U" POST PER SIGN</p>	<p>408 QUANTITY REQ'D <u>3</u></p>  <p>24 X 12 W16-9p</p> <p>YELLOW/GREEN REFLECTIVE SHEETING</p> <p>MOUNT BELOW SIGN <u>405</u> IN <u>3</u> INSTALLATION</p>	<p>413 QUANTITY REQ'D <u>1</u></p>  <p>18 X 18</p> <p>MOUNT BELOW SIGN 410 IN 1 INSTALLATION</p>	<p>418 QUANTITY REQ'D <u>1</u></p>  <p>36 X 36 W1-2R</p> <p>ONE "U" POST PER SIGN</p>	<p>423 QUANTITY REQ'D <u>1</u></p>  <p>36 X 36 S4-5</p> <p>ONE "U" POST PER SIGN</p>	
<p>404 QUANTITY REQ'D <u>4</u></p>  <p>30 X 8 S4-3</p> <p>YELLOW/GREEN REFLECTIVE SHEETING</p> <p>MOUNT ABOVE SIGN <u>402</u> IN <u>4</u> INSTALLATIONS</p> <p>MOUNT ABOVE SIGN 423 IN 1 INSTALLATION</p>	<p>409 QUANTITY REQ'D <u>1</u></p>  <p>36 X 36 W1-2L</p> <p>ONE "U" POST PER SIGN</p>	<p>414 QUANTITY REQ'D <u>2</u></p>  <p>30 X 30 R5-1</p> <p>ONE "U" POST PER SIGN</p>	<p>419 QUANTITY REQ'D <u>2</u></p>  <p>24 X 24 S4-1a</p> <p>MOUNT BELOW SIGN 402 IN 2 INSTALLATIONS</p>	<p>424 QUANTITY REQ'D <u>2</u></p>  <p>36 X 48 R2-1</p> <p>TWO "U" POST PER SIGN</p>	
<p>405 QUANTITY REQ'D <u>3</u></p>  <p>36 X 36 S1-1</p> <p>YELLOW/GREEN REFLECTIVE SHEETING</p> <p>ONE "U" POSTS PER SIGN</p>	<p>410 QUANTITY REQ'D <u>1</u></p>  <p>36 X 36 W2-2</p> <p>ONE "U" POST PER SIGN</p>	<p>415 QUANTITY REQ'D <u>1</u></p>  <p>36 X 36 W3-1a</p> <p>ONE "U" POST PER SIGN</p>	<p>420 QUANTITY REQ'D <u>5</u></p>  <p>48 X 30 R3-8</p> <p>TWO "U" POST PER SIGN</p>	<p>425 QUANTITY REQ'D <u>1</u></p>  <p>30 X 30 W14-2</p> <p>ONE "U" POST PER SIGN</p>	

**TYPE "E" SIGNS**

13-OCT-2008 08:34  
 p:\projects\3334a\traffic\signing\cadd\Quantities & DM\_Signs\U-3334Asecd.dgn  
 bnohlin - AT 1E221645

APPROVED: *[Signature]*  
 DATE: 10/13/08



**501** QUANTITY REQ'D   1  

		2 - 24" X 12"
		2 - 24" X 12"
		2 - 24" X 24"
		2 - 21" X 15"

TWO "U" POSTS PER SIGN

**502** QUANTITY REQ'D   1  

	1 - 24" X 12"
	1 - 24" X 12"
	1 - 24" X 24"

ONE "U" POST PER SIGN

**503** QUANTITY REQ'D   1  

	1 - 24" X 12"
	1 - 24" X 12"
	1 - 24" X 24"

ONE "U" POST PER SIGN

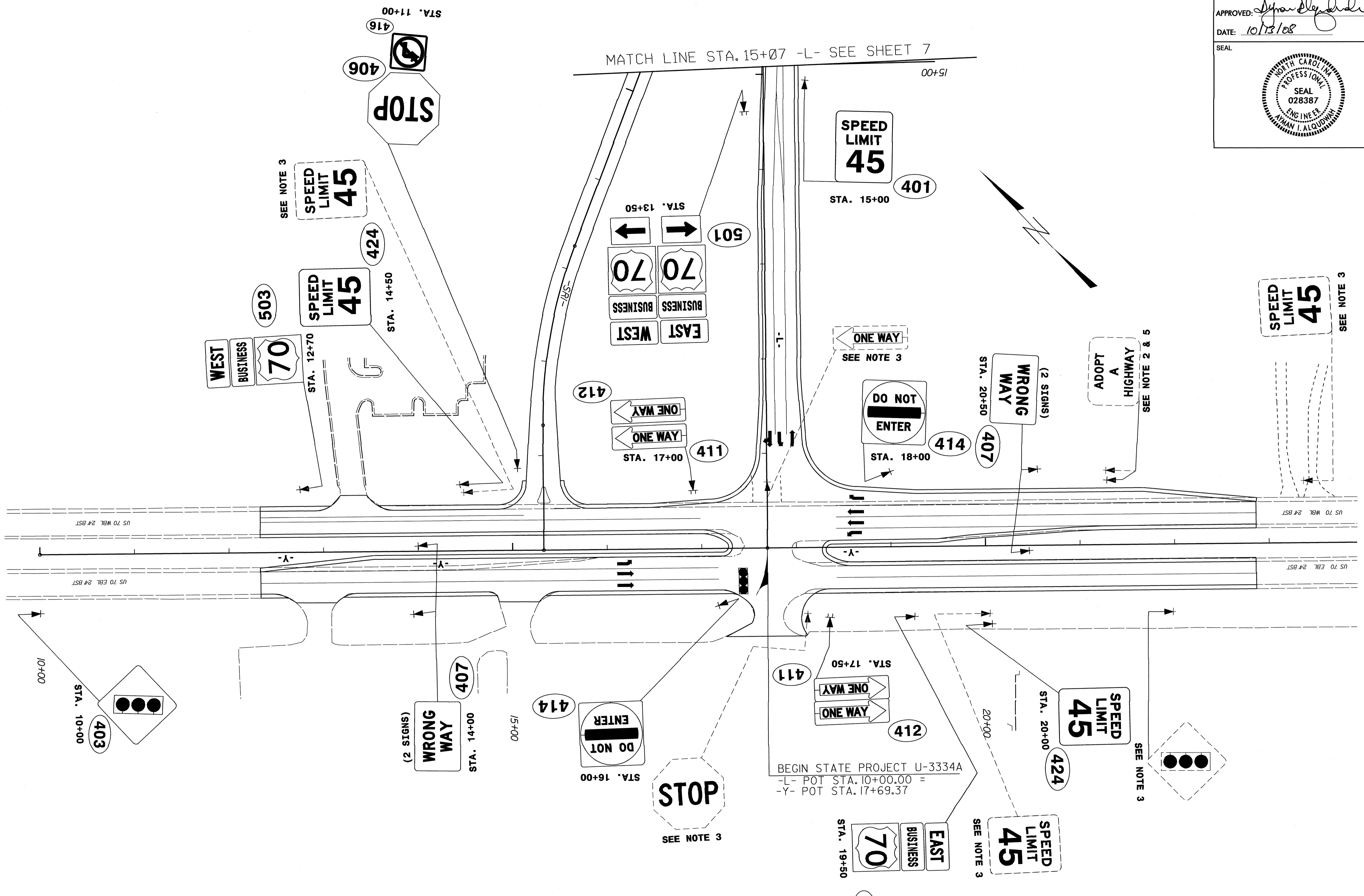
**504** QUANTITY REQ'D   1  

	1 - 21" X 15"
	1 - 24" X 12"
	1 - 24" X 24"

ONE "U" POST PER SIGN

**TYPE "F" SIGNS**

10-OCT-2008 14:07  
 p:\p\projects\3334\traffic\signing\cadd\quantities & gm signs\ur-3334\aseed.dgn  
 bnowlin AT 1E221645

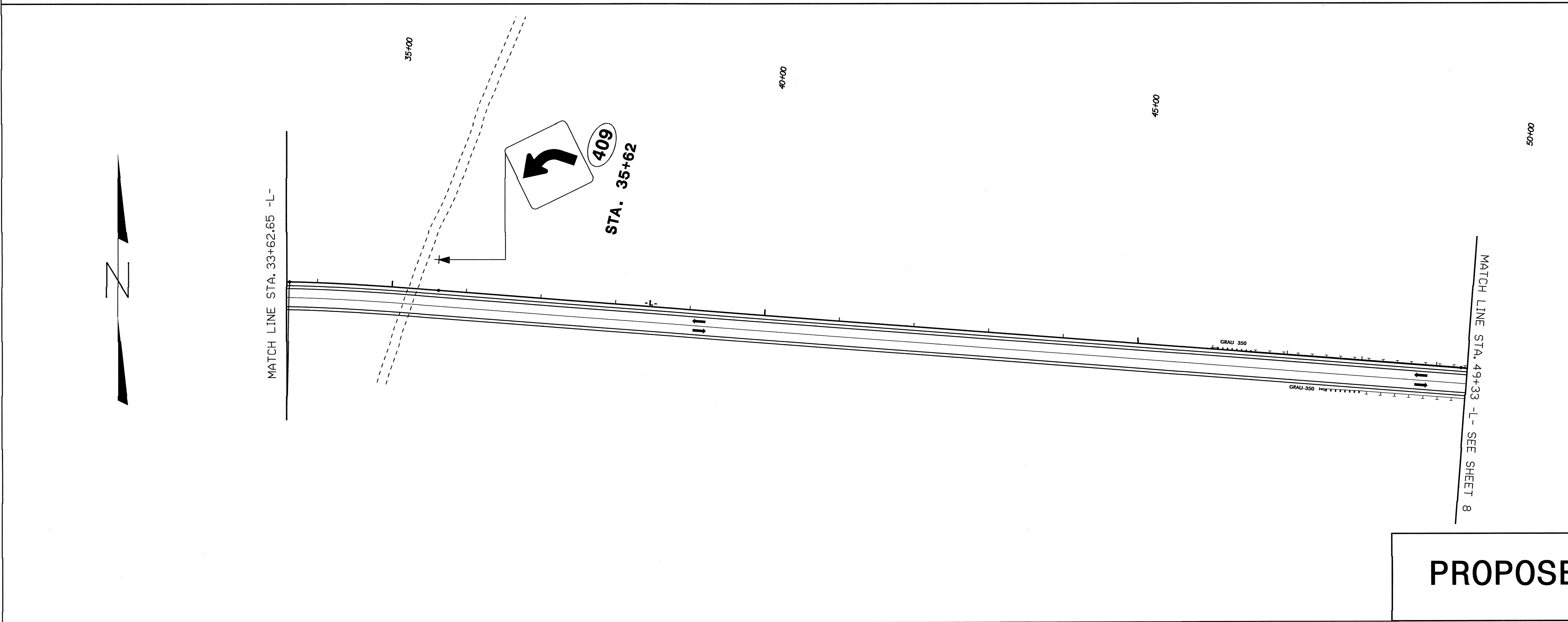
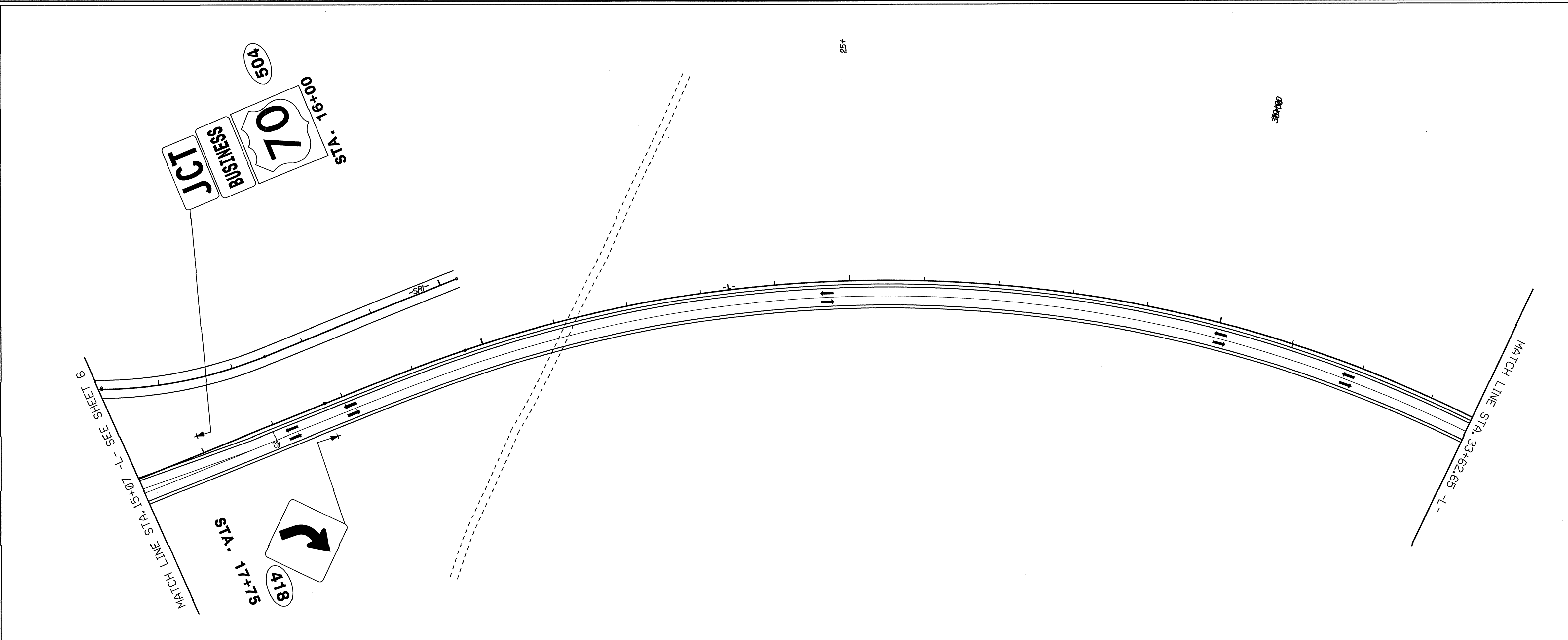


10-OCT-2008 14:10  
 p:\projects\project\3334a\traffic\signing\layout\plans\U-3334a\_sgn\_psh6.dgn  
 browlin AT 1E221645

WRQ

EXISTING SIGNS  
&  
PROPOSED SIGNS


TIP NO. U-3334A	SHEET NO. SIGN-7
APPROVED: <i>[Signature]</i>	
DATE: 10/13/08	
SEAL	

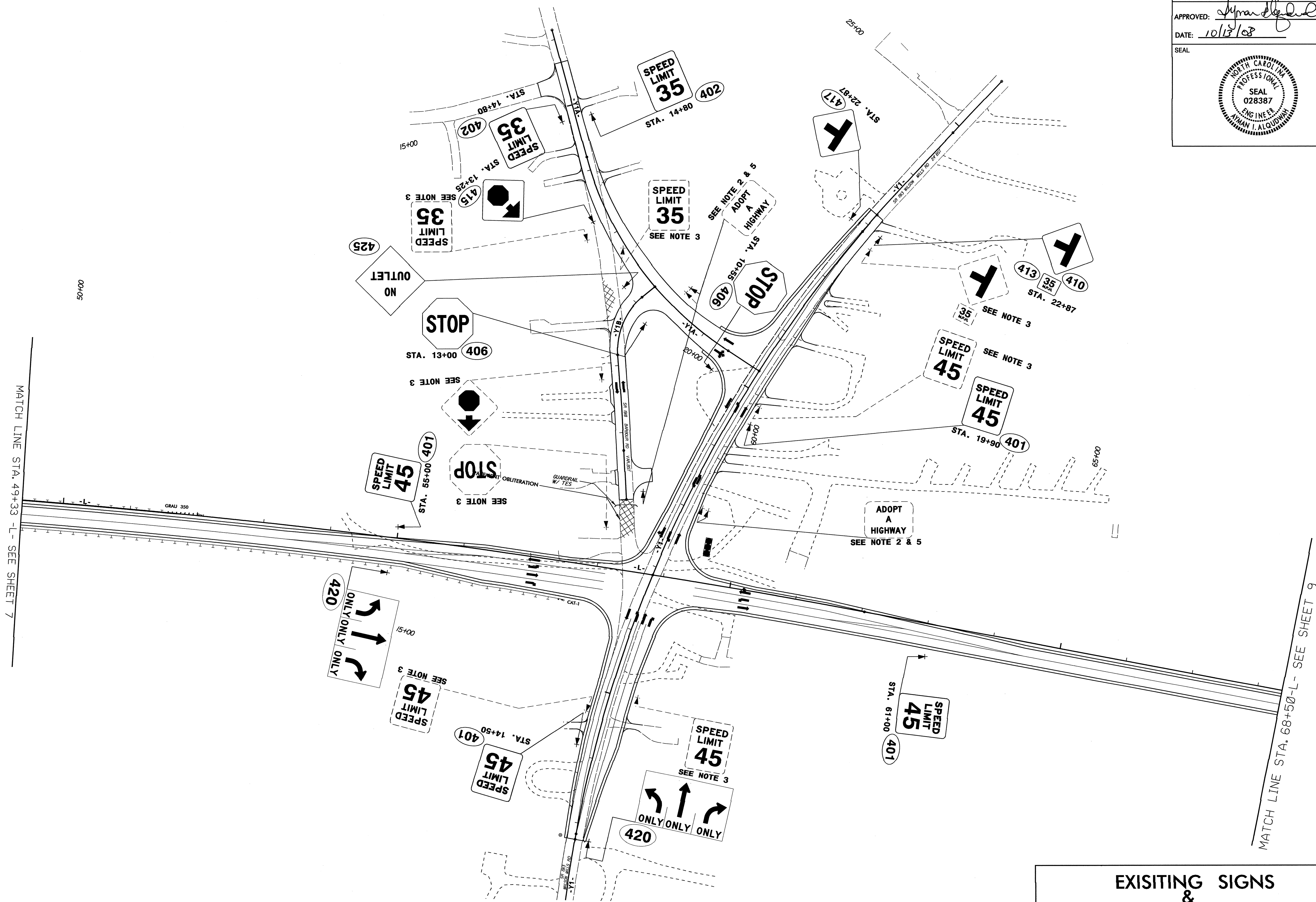


**PROPOSED SIGNS**

10-OCT-2008 14:11  
 p:\projects\U3334a\tr-efric\signing\cadd\signing\_layout\_plans\U-3334a\_sgn\_psh7.dgn  
 browlin AT LE221645

WRD

TIP NO. U-3334A	SHEET NO. SIGN-8
APPROVED: <i>[Signature]</i>	
DATE: 10/13/08	
SEAL	
	



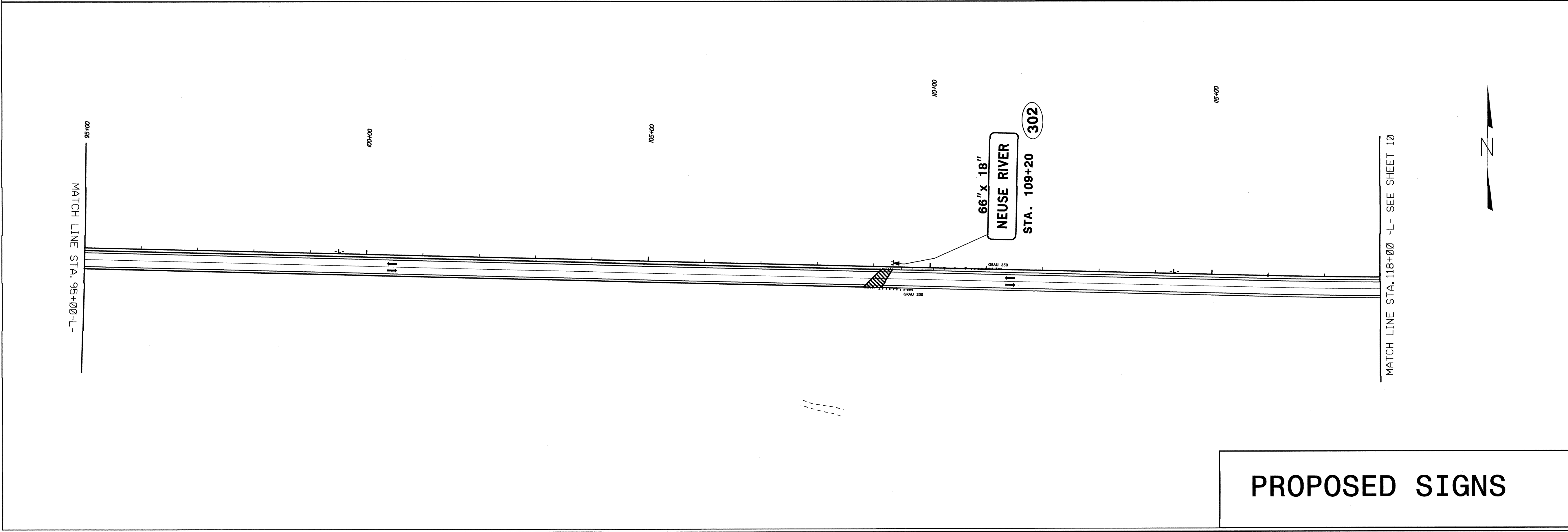
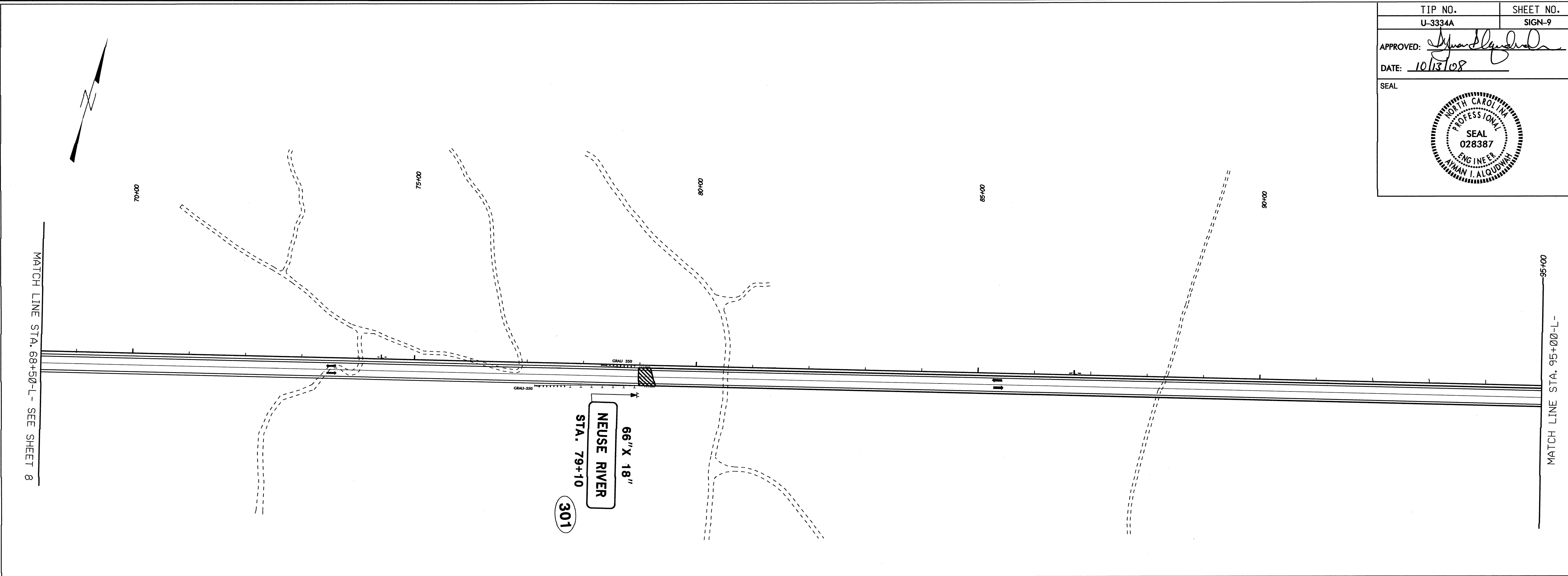
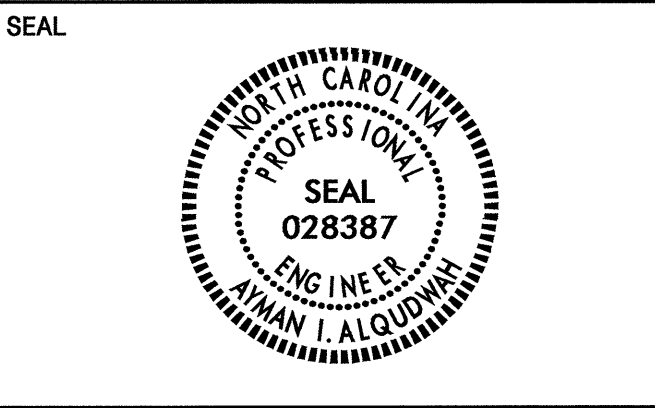
**EXISTING SIGNS  
&  
PROPOSED SIGNS**

10-OCT-2008 14:12  
 p:\projects\3334a\tr-fic\signing\cadd\signing layout\plans\3334a\_sgn\_psh8.dgn  
 Brownlee - A1 TE221645

*WR*



APPROVED: *[Signature]*  
 DATE: 10/13/08

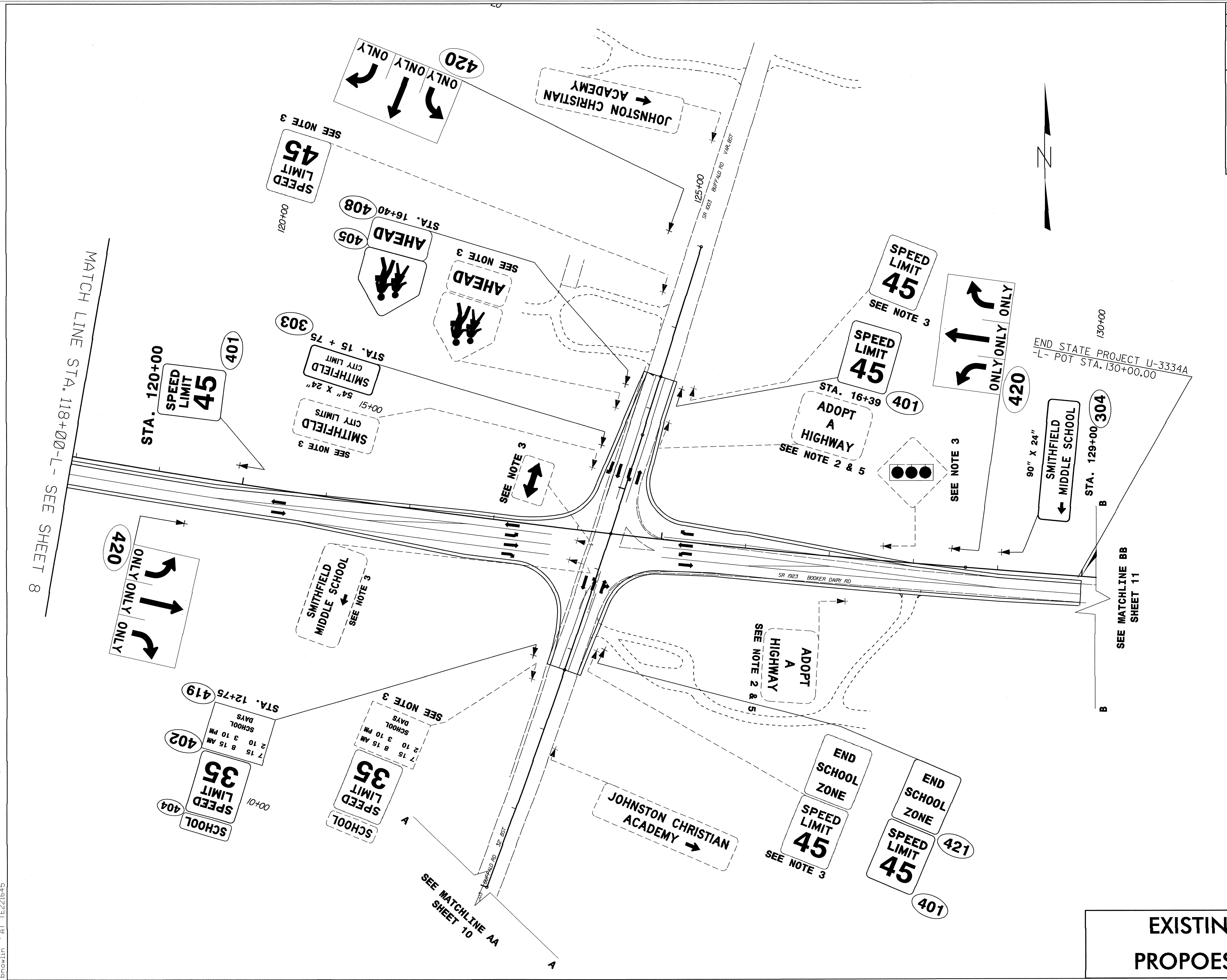


10-OCT-2008 14:13  
 p:\tpp\proj\3334a\tr\offic\signing\codd\signing layout\plans\U-3334a.sgn-ps19.dgn  
 bnowlin AT TE221645

*WRP*

**PROPOSED SIGNS**

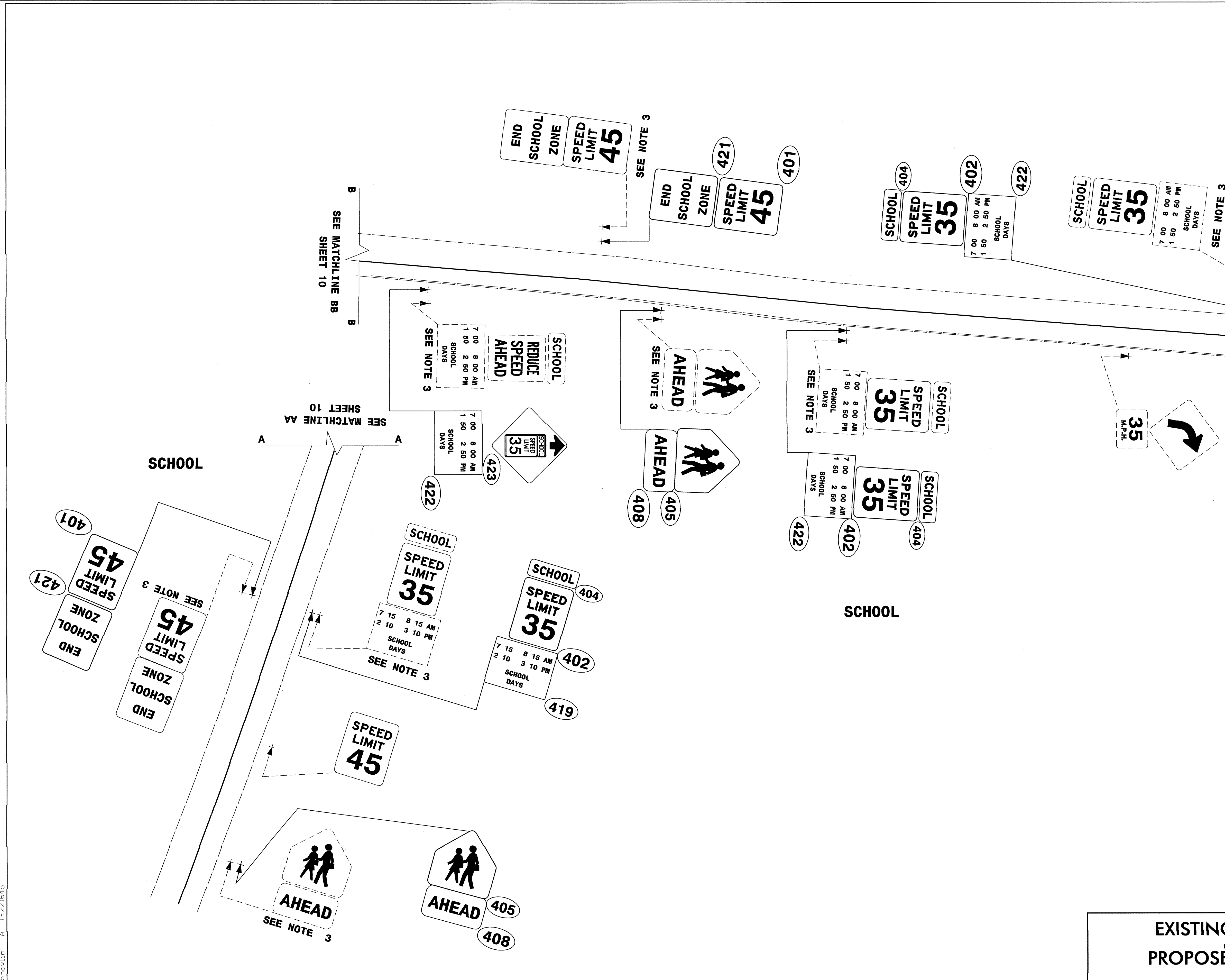
TIP NO. U-3334A	SHEET NO. SIGN-10
APPROVED: <i>[Signature]</i>	
DATE: 12/13/08	
SEAL	



13-OCT-2008 09:06  
 p:\projects\3334a\traffic\signing\cadd\signing\_layout\plans\U-3334a.sgn-psht10.dgn  
 bnoelin AT 11E221645

*WRJ*

**EXISTING SIGNS  
&  
PROPOSED SIGNS**



I:\OCT-2008\_08\26  
 p:\tippro\project\3334a\tr-traffic\signing\road\signing layout\plans\U-3334A\_Sgn\_psh11.dgn  
 bnowlin AT 10/22/08

*WRP*

**EXISTING SIGNS  
&  
PROPOSED SIGNS**