


| | |
|---|---------------------|
| TIP NO. R-2502A | SHEET NO. SIGN-2 |
| APPROVED: <i>Yman Alquodbi</i> | |
| DATE: 3/17/08 | |
| SEAL | |
|  | |

| Pay Item Notes: | |
|-----------------|------------------------------------|
| 1 | RELOCATE SIGN, TYPE D |
| 2 | DISPOSAL OF SIGN SYSTEM, U-CHANNEL |
| 3 | DISPOSAL OF SUPPORT, U-CHANNEL |

General Notes:

- . SIGNS FURNISHED BY STATE
- . ALL TYPE 'D' SIGNS SHALL BE MOUNTED ON TWO U-CHANNEL POSTS UNLESS OTHERWISE INDICATED ON THE PLANS.
- . IF REMOVAL OR RELOCATION OF SIGNS ON PRIVATE STREET (NON-STATE MAINTAINED) IS REQUIRED DUE TO CONSTRUCTION, THE CONTRACTOR SHALL INFORM THE ENGINEER. THE WORK WILL BE COMPLETED BY OTHERS.
- . SIGNING PLANS DO NOT INCLUDE TEMPORARY CONSTRUCTION SIGNING OR PAVEMENT MARKINGS. SEE TRAFFIC CONTROL PLANS.
- . WHEN NOT STATIONED OR DIMENSIONED ON PLANS, ALL 'E' AND 'F' SIGNS SHALL BE FIELD LOCATED BY THE ENGINEER
- . ALL EXISTING SIGNS ON "U" CHANNEL POST WITHIN THE PROJECT LIMITS SHALL BE REMOVED AND DISPOSED OF UNLESS OTHERWISE NOTED ON PLANS.
- . WHEN EXISTING SIGNS ARE REMOVED AND INSTALLED ON NEW SUPPORTS, THE RE-ERECTION SHALL IMMEDIATELY FOLLOW THE REMOVAL.
- . THE BACKGROUND FOR TYPE E & F SIGNS SHALL BE TYPE III REFLECTIVE SHEETING.

SEE ROADWAY PLANS FOR GUARD/GUIDE RAIL DETAILS.

| Project Notes: | |
|----------------|---|
| A | ERECT RELOCATED SIGN ON NEW U- CHANNEL POST |

| ITEM NO. | | ITEM DESCRIPTION | QUANTITY | UNIT |
|------------|-----------|---|----------|-------|
| DESC. NO. | SECT. NO. | | | |
| 4072000000 | 903 | SUPPORTS, 3 LB STEEL U-CHANNEL | 2336 | L. F. |
| 4096000000 | 904 | SIGN ERECTION, TYPE D | 12 | EA. |
| 4102000000 | 904 | SIGN ERECTION, TYPE E | 109 | EA. |
| 4108000000 | 904 | SIGN ERECTION, TYPE F | 12 | EA. |
| 4116100000 | 904 | SIGN ERECTION, RELOCATE SIGN TYPE D | 2 | EA. |
| 4155000000 | 907 | DISPOSAL OF SIGN SYSTEM, U-CHANNEL | 104 | EA. |
| 4192000000 | 907 | DISPOSAL OF SUPPORT, U-CHANNEL | 2 | EA. |

**ROADWAY STANDARD DRAWINGS
APPLICABLE TO THESE SIGNING PLANS**

901.50 904.10 904.50

**NOTES &
SUMMARY OF QUANTITIES**

SIGN NUMBER: 301 TYPE: D QUANTITY: 1
 SIGN WIDTH: 5'-6" HEIGHT: 3'-0" TOTAL AREA: 16.6 Sq.Ft.
 BORDER TYPE: FLUSH RECESS: 0" WIDTH: 1" RADII: 6"
 NO. Z BARS: LENGTH:
 BACKG COLOR: Green COPY COLOR: White
 DESIGN BY: G. TERLIZZI CHECKED BY: DATE: Feb 26, 2008
 PROJECT ID: R-2502A DIV: 8
 MAT'L: 0.125" (3.2 mm) ALUMINUM

USE NOTES: 1,2
 1. Legend and border shall be direct applied Grade C sheeting.
 2. Background shall be Grade C reflective sheeting.

Spacing Factor is 1 unless specified otherwise

LETTER POSITIONS

Letter spacings are to start of next letter

| Letter spacings are to start of next letter | | | | | | | | | | | | | Series/Size |
|---|-----|-----|---|-----|------|-----|-----|-----|-----|-----|-----|--|-------------|
| | | | | | | | | | | | | | Text Length |
| H | o | f | f | m | a | n | | | | | | | EM 2000 |
| 7.3 | 8.5 | 7.1 | 5 | 5.8 | 11.3 | 8.5 | 5.3 | 7.3 | | | | | 51.5 |
| C | I | T | Y | L | I | M | I | T | | | | | E 2000 |
| 9.4 | 6.2 | 2.1 | 5 | 6.1 | 6 | 5.5 | 2.6 | 7.2 | 2.1 | 4.5 | 9.3 | | 47.4 |

FILENAME: D Signs NORTH CAROLINA D.O.T. SIGN DETAIL

SIGN NUMBER: 303 TYPE: D QUANTITY: 1
 SIGN WIDTH: 8'-6" HEIGHT: 2'-0" TOTAL AREA: 17.1 Sq.Ft.
 BORDER TYPE: FLUSH RECESS: 0" WIDTH: 0.75" RADII: 3"
 NO. Z BARS: LENGTH:
 BACKG COLOR: Green COPY COLOR: White
 DESIGN BY: G. TERLIZZI CHECKED BY: DATE: Feb 27, 2008
 PROJECT ID: R-2502A DIV: 8
 MAT'L: 0.125" (3.2 mm) ALUMINUM

USE NOTES: 1,2
 1. Legend and border shall be direct applied Grade C sheeting.
 2. Background shall be Grade C reflective sheeting.

MOUNT ON 2 "U" CHANNEL POSTS

Spacing Factor is 1 unless specified otherwise

LETTER POSITIONS

Letter spacings are to start of next letter

| Letter spacings are to start of next letter | | | | | | | | | | | | | | | | | Series/Size | | | |
|---|-----|-----|-----|-----|-----|-----|------|---|-----|-----|-----|-----|-----|---|-----|---|-------------|-----|-----|--------|
| | | | | | | | | | | | | | | | | | Text Length | | | |
| H | O | F | F | M | A | N | E | L | E | M | E | N | T | A | R | Y | D 2000 | | | |
| 5.2 | 5.4 | 5.6 | 4.6 | 4.6 | 5.6 | 6 | 4.1 | 6 | 4.7 | 4.6 | 4.7 | 6.1 | 4.7 | 5 | 4.1 | 6 | 4.6 | 5.2 | 5.2 | 91.7 |
| S | C | H | O | O | L | | | | | | | | | | | | | | | D 2000 |
| 45.1 | 5 | 5.4 | 5.4 | 5.5 | 5.6 | 3.7 | 26.4 | | | | | | | | | | | | | 30.6 |

FILENAME: d signs NORTH CAROLINA D.O.T. SIGN DETAIL

SIGN NUMBER: 302 TYPE: D QUANTITY: 1
 SIGN WIDTH: 5'-0" HEIGHT: 2'-0" TOTAL AREA: 10.1 Sq.Ft.
 BORDER TYPE: FLUSH RECESS: 0" WIDTH: 0.75" RADII: 3"
 NO. Z BARS: LENGTH:
 BACKG COLOR: Green COPY COLOR: White
 DESIGN BY: G. TERLIZZI CHECKED BY: DATE: Feb 27, 2008
 PROJECT ID: R-2502A DIV: 8
 MAT'L: 0.125" (3.2 mm) ALUMINUM

USE NOTES: 1,2
 1. Legend and border shall be direct applied Grade C sheeting.
 2. Background shall be Grade C reflective sheeting.

Spacing Factor is 1 unless specified otherwise

LETTER POSITIONS

Letter spacings are to start of next letter

| Letter spacings are to start of next letter | | | | | | | | | | Series/Size |
|---|-----|-----|-----|-----|-----|-----|-----|-----|--|-------------|
| | | | | | | | | | | Text Length |
| F | O | X | F | I | R | E | | | | D 2000 |
| 22.2 | 4.5 | 5.2 | 5.1 | 4.6 | 2.4 | 5.1 | 3.8 | 7.2 | | 30.7 |
| V | I | L | L | A | G | E | | | | D 2000 |
| 21.8 | 5.5 | 2.4 | 4.6 | 4.1 | 5.9 | 5.4 | 3.8 | 6.7 | | 31.6 |

FILENAME: d signs NORTH CAROLINA D.O.T. SIGN DETAIL

TYPE 'D' SIGNS

DATE PLOTTED: 3/14/08 10:58 AM
 PLOTTER: HP DesignJet 5000PS
 FILENAME: D Signs

TIP NO. R-2502A SHEET NO. SIGN-4

APPROVED: *[Signature]*

DATE: 3/14/08

SEAL

SIGN NUMBER: 304 TYPE: D QUANTITY: 1

BACKG COLOR: Green COPY COLOR: White

| SYMBOL | X | Y | WID | HT |
|--------|------|-----|-----|-----|
| ARUP | 64.9 | 3.8 | 6.1 | 9.1 |

SIGN WIDTH: 8'-6" HEIGHT: 2'-0" TOTAL AREA: 17.2 Sq.Ft.

BORDER TYPE: FLUSH RECESS: 0" WIDTH: 0.75" RADII: 3"

MAT'L: 0.125" (3.2 mm) ALUMINUM

DESIGN BY: G. TERLIZZI CHECKED BY: DATE: Feb 27, 2008

PROJECT ID: R-2502A DIV: 8

MOUNT ON 2 "U" CHANNEL POSTS

Spacing Factor is 1 unless specified otherwise

LETTER POSITIONS

Letter spacings are to start of next letter

| Letter spacings are to start of next letter | | | | | | | | | | | | | | Series/Size | Text Length | | | | | | |
|---|-----|-----|-----|-----|-----|-----|------|---|-----|-----|-----|-----|-----|-------------|-------------|---|-----|-----|-----|--------|------|
| 5.3 | 5.4 | 5.6 | 4.6 | 4.6 | 5.6 | 6 | 4.1 | 6 | 4.7 | 4.6 | 4.7 | 6.1 | 4.7 | 5 | 4.1 | 6 | 4.6 | 5.2 | 5.3 | D 2000 | 91.6 |
| 28.3 | 5 | 5.4 | 5.4 | 5.5 | 5.6 | 3.8 | 43.3 | | | | | | | | | | | | | D 2000 | 30.6 |

FILENAME: d signs NORTH CAROLINA D.O.T. SIGN DETAIL

SIGN NUMBER: 305, 306 TYPE: D QUANTITY: 2

BACKG COLOR: Brown COPY COLOR: White

| SYMBOL | X | Y | WID | HT |
|--------|------|-----|------|------|
| | 25.8 | 8.5 | 18.2 | 18.1 |

SIGN WIDTH: 4'-0" HEIGHT: 3'-0" TOTAL AREA: 12.1 Sq.Ft.

BORDER TYPE: FLUSH RECESS: 0" WIDTH: 0.5" RADII: 6"

MAT'L: 0.125" (3.2 mm) ALUMINUM

DESIGN BY: G. TERLIZZI CHECKED BY: DATE: Feb 27, 2008

PROJECT ID: R-2502A DIV: 8

USE NOTES: 1,2

1. Legend and border shall be direct applied Grade C sheeting.

2. Background shall be Grade C reflective sheeting.

Spacing Factor is 1 unless specified otherwise

LETTER POSITIONS

Letter spacings are to start of next letter

| Letter spacings are to start of next letter | | | | | | | | | | | | | | Series/Size | Text Length | | | | | | |
|---|-----|-----|-----|-----|------|-----|-----|------|------|--|--|--|--|-------------|-------------|--|--|--|--|--------|------|
| 4.2 | 3.6 | 1.4 | 2.6 | 3 | 2.6 | 1.4 | 2.6 | 2.1 | 24.5 | | | | | | | | | | | C 2000 | 19.4 |
| 5.3 | 3 | 1.4 | 2.4 | 3.6 | 1.4 | 3 | 2.2 | 25.6 | | | | | | | | | | | | C 2000 | 17.2 |
| 8.4 | 3.1 | 2.9 | 2.4 | 2.7 | 28.6 | | | | | | | | | | | | | | | C 2000 | 11.1 |

FILENAME: D Signs NORTH CAROLINA D.O.T. SIGN DETAIL

SIGN NUMBER: 307 TYPE: D QUANTITY: 1

BACKG COLOR: Green COPY COLOR: White

| SYMBOL | X | Y | WID | HT |
|--------|-----|---|-----|-----|
| ARUP | 7.9 | 9 | 6.1 | 9.1 |

SIGN WIDTH: 6'-0" HEIGHT: 2'-0" TOTAL AREA: 12.1 Sq.Ft.

BORDER TYPE: FLUSH RECESS: 0" WIDTH: 0.75" RADII: 3"

MAT'L: 0.125" (3.2 mm) ALUMINUM

DESIGN BY: G. TERLIZZI CHECKED BY: DATE: Feb 27, 2008

PROJECT ID: R-2502A DIV: 8

USE NOTES: 1,2

1. Legend and border shall be direct applied Grade C sheeting.

2. Background shall be Grade C reflective sheeting.

Spacing Factor is 1 unless specified otherwise

LETTER POSITIONS

Letter spacings are to start of next letter

| Letter spacings are to start of next letter | | | | | | | | | | | | | | Series/Size | Text Length | | | | | | |
|---|-----|-----|-----|-----|-----|-----|-----|-----|-----|-----|--|--|--|-------------|-------------|--|--|--|--|--------|------|
| 23 | 6.1 | 2.4 | 4.6 | 4.2 | 4.6 | 4.5 | 5.6 | 5.5 | 3.7 | 7.9 | | | | | | | | | | D 2000 | 41.2 |
| 25 | 5.9 | 4.1 | 6 | 4.9 | 6 | 6.1 | 4.2 | 9.9 | | | | | | | | | | | | D 2000 | 37.2 |

FILENAME: d signs NORTH CAROLINA D.O.T. SIGN DETAIL

TYPE 'D' SIGNS

| | |
|--|---------------------|
| TIP NO. R-2502A | SHEET NO. SIGN-5 |
| APPROVED: <i>Sydney D. [Signature]</i> | |
| DATE: 3/14/08 | |
| SEAL | |

SIGN NUMBER: 308
TYPE: D
QUANTITY: 1
SIGN WIDTH: 6'-0"
HEIGHT: 2'-0"
TOTAL AREA: 12.1 Sq.Ft.
BORDER TYPE: FLUSH
RECESS: 0"
WIDTH: 0.75"
RADII: 3"
NO. Z BARS: 1
LENGTH:

BACKG COLOR: Green
COPY COLOR: White

| SYMBOL | X | Y | WID | HT |
|--------|------|---|-----|-----|
| ARUP | 55.1 | 9 | 6.1 | 9.1 |

DESIGN BY: G. TERLIZZI
PROJECT ID: R-2502A
CHECKED BY:
DIV: 8
DATE: Feb 27, 2008

USE NOTES: 1,2
1. Legend and border shall be direct applied Grade C sheeting.
2. Background shall be Grade C reflective sheeting.

Spacing Factor is 1 unless specified otherwise

LETTER POSITIONS

Letter spacings are to start of next letter

| | M | I | L | L | S | T | O | N | E | Series/Size | |
|--|-----|-----|-----|-----|-----|-----|-----|-----|-----|-------------|--------|
| | 7.9 | 6.1 | 2.4 | 4.6 | 4.2 | 4.6 | 4.5 | 5.6 | 5.5 | 3.8 | D 2000 |
| | | | | | | | | | | | 41.3 |
| | 4 | H | C | A | N | P | | | | | D 2000 |
| | 10 | 5.9 | 4.1 | 6 | 4.9 | 6 | 6.1 | 4.1 | 25 | | 37.1 |

FILENAME: d signs
NORTH CAROLINA D.O.T. SIGN DETAIL

SIGN NUMBER: 310
TYPE: B
QUANTITY: 1
SIGN WIDTH: 9'-6"
HEIGHT: 2'-0"
TOTAL AREA: 19.1 Sq.Ft.
BORDER TYPE: FLUSH
RECESS: 0"
WIDTH: 0.75"
RADII: 3"
NO. Z BARS: 2
LENGTH: 106.1

BACKG COLOR: Green
COPY COLOR: White

| SYMBOL | X | Y | WID | HT |
|--------|------|-----|-----|-----|
| ARUP | 77.9 | 3.7 | 6.1 | 9.1 |

DESIGN BY: G. TERLIZZI
PROJECT ID: R-2502A
CHECKED BY:
DIV: 8
DATE: Feb 27, 2008

USE NOTES: 1,2
1. Legend and border shall be direct applied Grade C sheeting.
2. Background shall be Grade C reflective sheeting.

MOUNT ON 2 "U" CHANNEL POSTS

Spacing Factor is 1 unless specified otherwise

LETTER POSITIONS

Letter spacings are to start of next letter

| | M | O | R | R | I | S | O | N | C | O | R | R | E | C | T | I | O | N | A | L | Series/Size | | | | |
|--|------|-----|-----|-----|-----|-----|-----|-----|-----|-----|-----|-----|------|-----|-----|-----|-----|-----|-----|---|-------------|-----|---|--------|--------|
| | 6 | 6 | 5.6 | 5.1 | 5.1 | 2 | 5 | 5.6 | 4.1 | 6 | 5.3 | 5.6 | 5.1 | 5.1 | 4.6 | 4.9 | 4.6 | 2.3 | 5.6 | 5 | 6 | 3.7 | 6 | D 2000 | |
| | | | | | | | | | | | | | | | | | | | | | | | | | 102.1 |
| | | | | | | | | | | | | | | | | | | | | | | | | | D 2000 |
| | 27.1 | 2.4 | 5.1 | 4.6 | 4.6 | 1.9 | 4.6 | 5 | 4.6 | 2.3 | 5.6 | 4.1 | 42.2 | | | | | | | | | | | | 44.8 |

FILENAME: d signs
NORTH CAROLINA D.O.T. SIGN DETAIL

SIGN NUMBER: 309
TYPE: D
QUANTITY: 1
SIGN WIDTH: 9'-6"
HEIGHT: 2'-0"
TOTAL AREA: 19.0 Sq.Ft.
BORDER TYPE: FLUSH
RECESS: 0"
WIDTH: 0.75"
RADII: 3"
NO. Z BARS: 2
LENGTH: 106.1

BACKG COLOR: Green
COPY COLOR: White

| SYMBOL | X | Y | WID | HT |
|--------|------|-----|-----|-----|
| ARUP | 27.1 | 3.7 | 6.1 | 9.1 |

DESIGN BY: G. TERLIZZI
PROJECT ID: R-2502A
CHECKED BY:
DIV: 8
DATE: Feb 27, 2008

USE NOTES: 1,2
1. Legend and border shall be direct applied Grade C sheeting.
2. Background shall be Grade C reflective sheeting.

MOUNT ON 2 "U" CHANNEL POSTS

Spacing Factor is 1 unless specified otherwise

LETTER POSITIONS

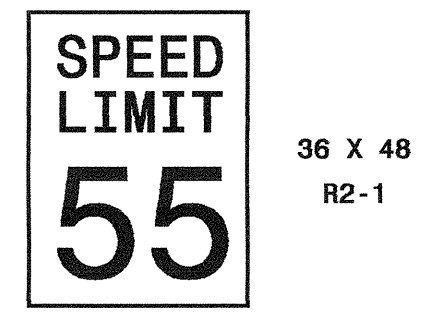
Letter spacings are to start of next letter

| | M | O | R | R | I | S | O | N | C | O | R | R | E | C | T | I | O | N | A | L | Series/Size | | | | |
|--|------|-----|-----|-----|-----|-----|-----|-----|-----|-----|-----|-----|------|-----|-----|-----|-----|-----|-----|---|-------------|-----|---|--------|--------|
| | 5.9 | 6 | 5.6 | 5.1 | 5.1 | 2 | 5 | 5.6 | 4.1 | 6 | 5.3 | 5.6 | 5.1 | 5.1 | 4.6 | 4.9 | 4.6 | 2.3 | 5.6 | 5 | 6 | 3.8 | 6 | D 2000 | |
| | | | | | | | | | | | | | | | | | | | | | | | | | 102.2 |
| | | | | | | | | | | | | | | | | | | | | | | | | | D 2000 |
| | 42.2 | 2.4 | 5.1 | 4.6 | 4.6 | 1.9 | 4.6 | 5 | 4.6 | 2.3 | 5.6 | 4.1 | 27.2 | | | | | | | | | | | | 44.7 |

FILENAME: d signs
NORTH CAROLINA D.O.T. SIGN DETAIL

TYPE 'D' SIGNS

401 QUANTITY REQ'D 8



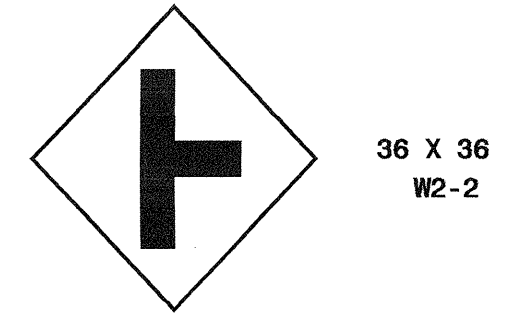
ONE "U" POSTS PER SIGN

414 QUANTITY REQ'D 3




TWO "U" POSTS PER SIGN

450 QUANTITY REQ'D 3



ONE "U" POST PER SIGN

466 QUANTITY REQ'D 1




ONE "U" POST PER SIGN

471 QUANTITY REQ'D 6




ONE "U" POST PER SIGN

408 QUANTITY REQ'D 22



ONE "U" POST PER SIGN

416 QUANTITY REQ'D 11




ONE "U" POST PER SIGN

462 QUANTITY REQ'D 7



ONE "U" POST PER SIGN

467 QUANTITY REQ'D 1



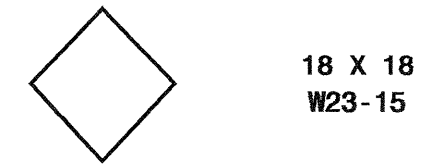
ONE "U" POST PER SIGN

410 QUANTITY REQ'D 5



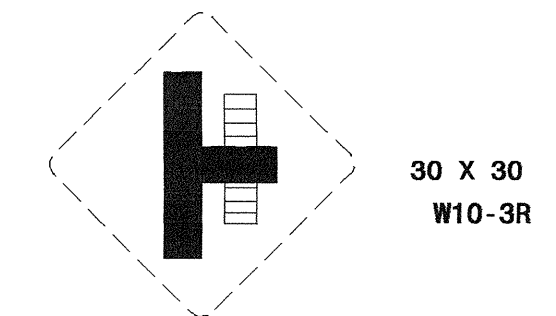
ONE "U" POST PER SIGN

417 QUANTITY REQ'D 11



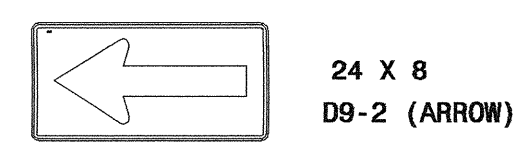
MOUNT BELOW SIGN 416. IN 11 INSTALLATIONS

463 QUANTITY REQ'D 2



ONE "U" POST PER SIGN

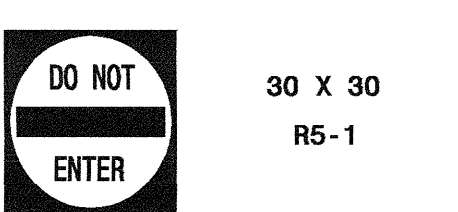
468 QUANTITY REQ'D 2



BROWN & WHITE SIGN

MOUNT BELOW SIGN 305,306 IN 2 INSTALLATIONS

411 QUANTITY REQ'D 5



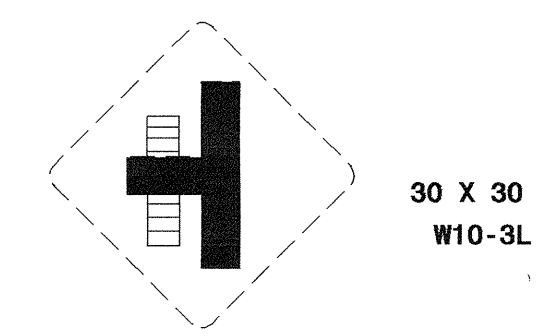
ONE "U" POST PER SIGN

446 QUANTITY REQ'D 1




ONE "U" POST PER SIGN

464 QUANTITY REQ'D 2



ONE "U" POST PER SIGN

469 QUANTITY REQ'D 10



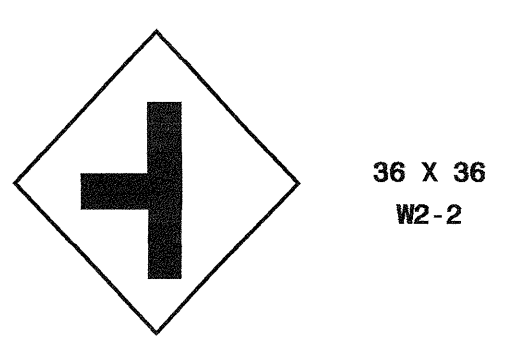
ONE "U" POST PER SIGN

413 QUANTITY REQ'D 2



TWO "U" POSTS PER SIGN

449 QUANTITY REQ'D 3



ONE "U" POST PER SIGN

465 QUANTITY REQ'D 2




ONE "U" POST PER SIGN

470 QUANTITY REQ'D 2

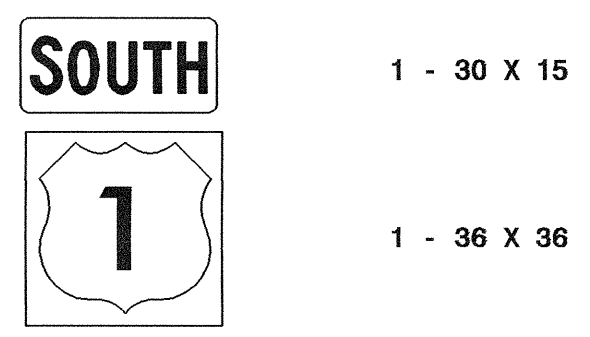


MOUNT ABOVE SIGN 469 IN 2 INSTALLATIONS

TYPE "E" SIGNS

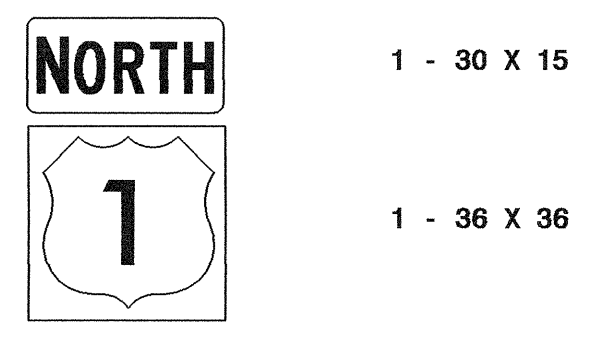
| | |
|---|---------------------|
| TIP NO. R-2502A | SHEET NO. SIGN-8 |
| APPROVED: <i>[Signature]</i> | |
| DATE: 3/14/08 | |
| SEAL | |
|  | |

501 503 505 507 509



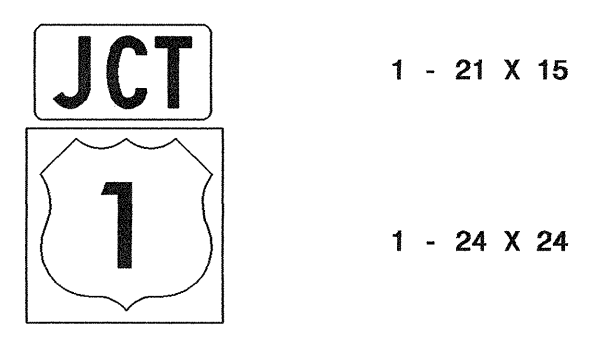
ONE "U" POST

502 504 506 508 510



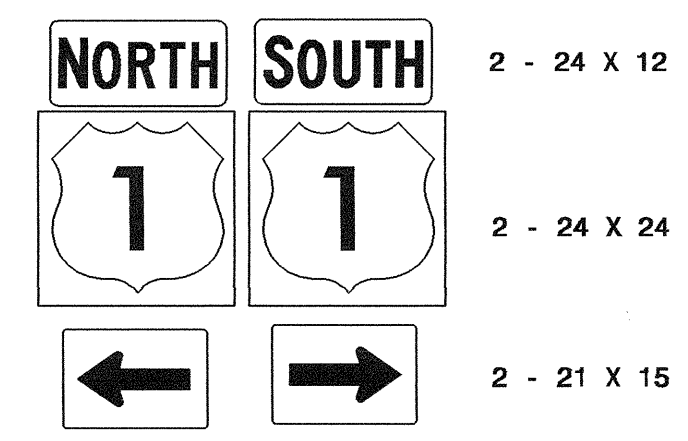
ONE "U" POST

511



ONE "U" POST

512




TWO "U" POSTS

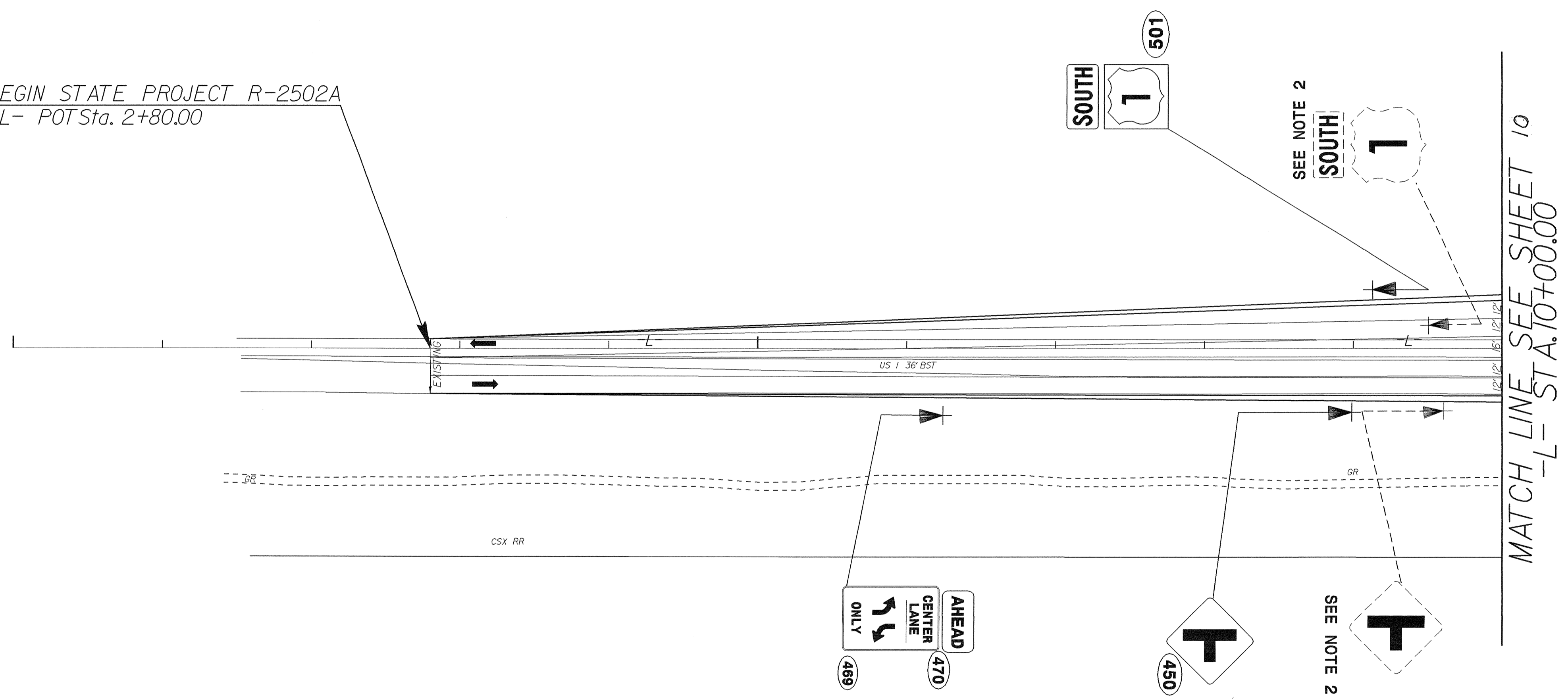
TYPE "F" SIGNS

14-MAR-2008 14:26
 C:\p1\2502a\traffic\signing\cedd\signing_layout_plans\titleshts.dgn
 C:\p1\2502a\traffic\signing\cedd\signing_layout_plans\titleshts.dgn
 C:\p1\2502a\traffic\signing\cedd\signing_layout_plans\titleshts.dgn

| | |
|------------------------------|---------------------|
| TIP NO. R-2502A | SHEET NO. SIGN-9 |
| APPROVED: <i>[Signature]</i> | |
| DATE: 3/14/08 | |
| SEAL | |




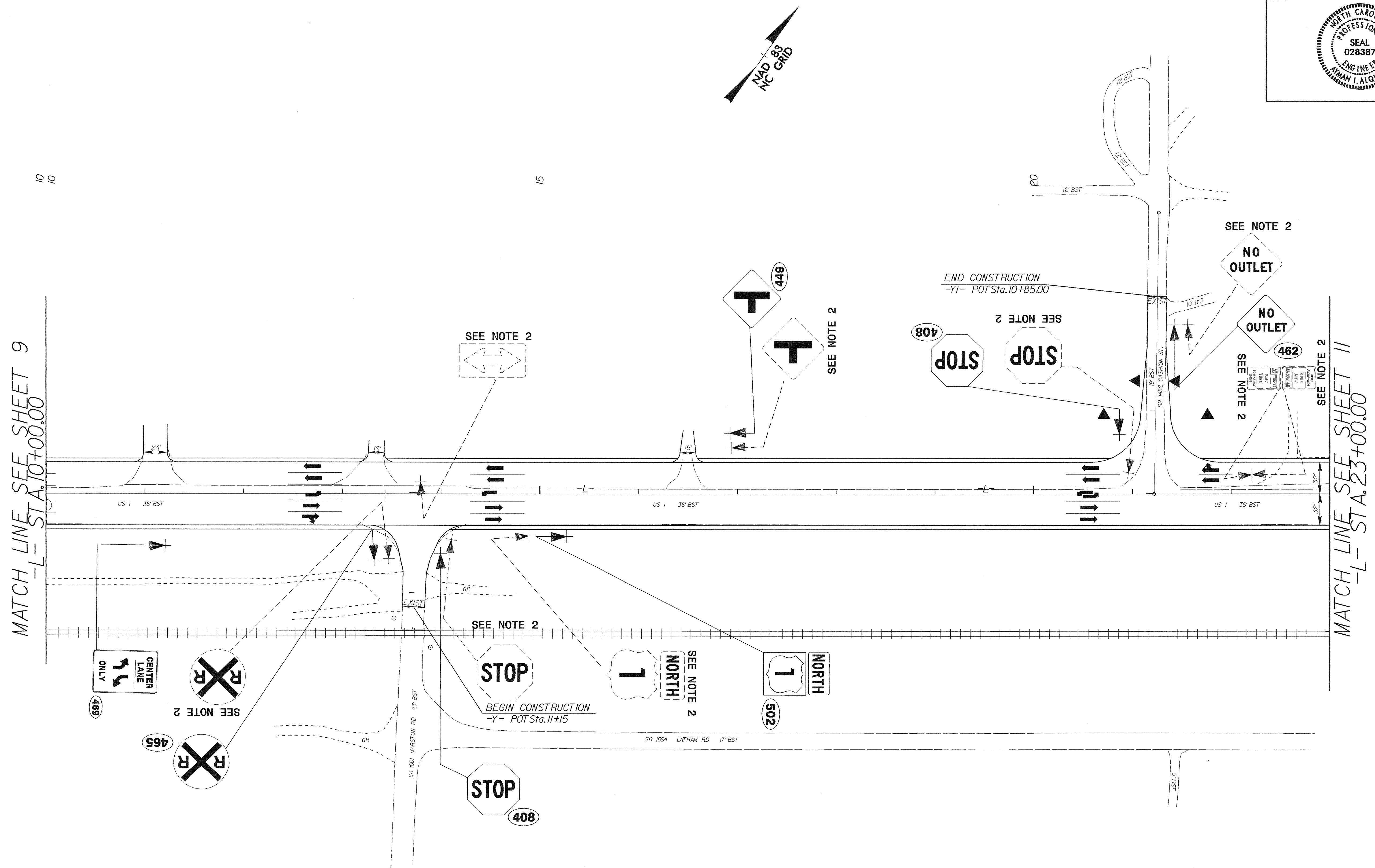
BEGIN STATE PROJECT R-2502A
-L- POT Sta. 2+80.00



PROPOSED & EXISTING SIGNS
STA. 2+80 -L- TO 10+00 -L-
US 1

\$\$\$\$\$\$ INVENTED \$\$\$\$\$\$
 \$\$\$\$\$\$ 3/14/08 \$\$\$\$\$\$
 \$\$\$\$\$\$ I. ALUDIN \$\$\$\$\$\$
 \$\$\$\$\$\$ 028387 \$\$\$\$\$\$
 \$\$\$\$\$\$ ENGINEER \$\$\$\$\$\$
 \$\$\$\$\$\$ N.C. \$\$\$\$\$\$

| | |
|------------------------------|----------------------|
| TIP NO. R-2502A | SHEET NO. SIGN-10 |
| APPROVED: <i>[Signature]</i> | |
| DATE: 3/17/08 | |
| SEAL | |





MATCH LINE SEE SHEET 9
-L- STA. 10+00.00

MATCH LINE SEE SHEET 11
-L- STA. 23+00.00

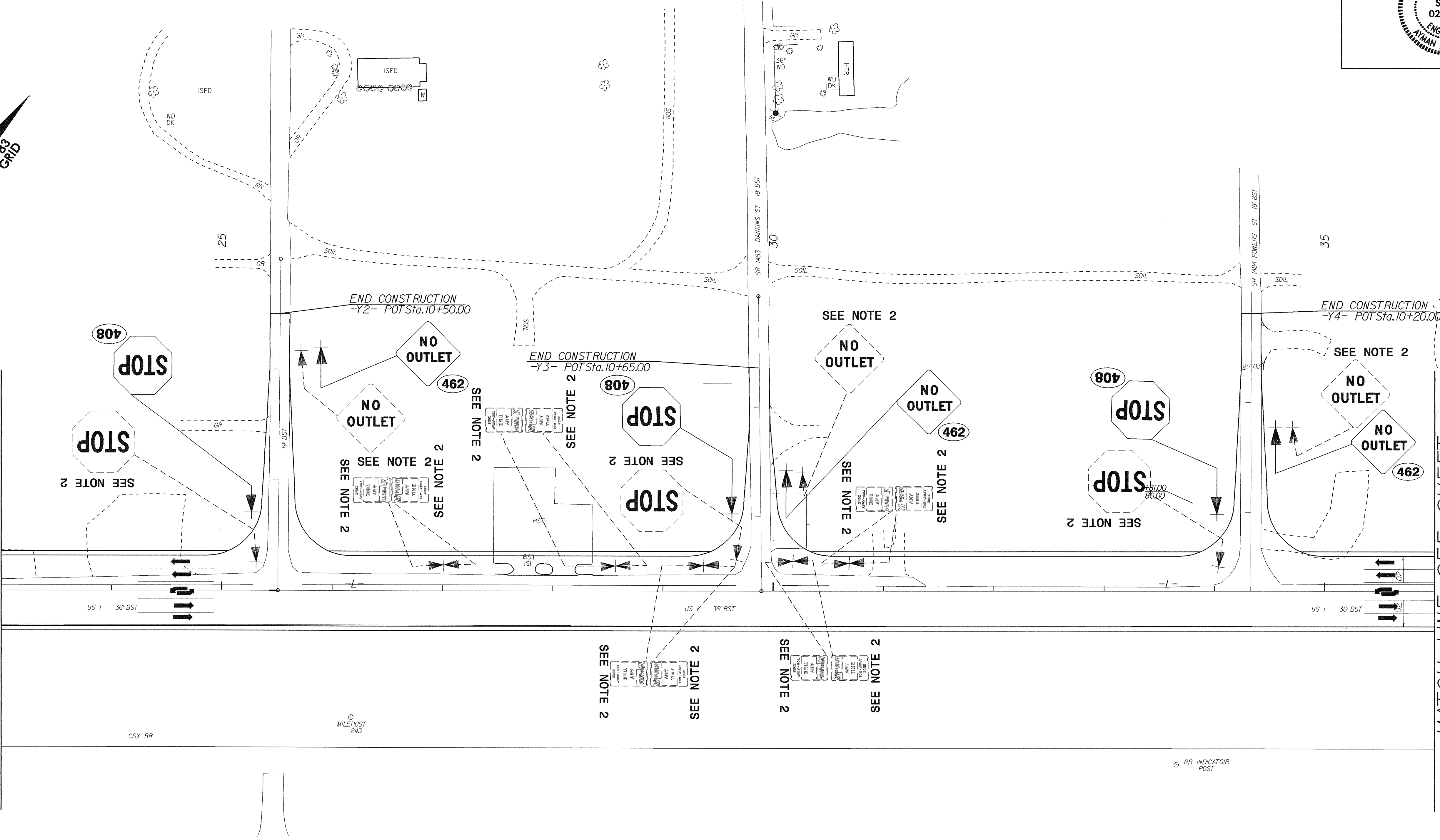
PROPOSED & EXISTING SIGNS
STA. 10+00 -L- TO 23+00 -L-
US 1

10-MAR-2008 15:22
c:\trp\projects\y2502a\traffic\cadd\signing_layout_plans\r2502a_rdy_psh4.dgn
gter.liz1 AT TECC21636

| | |
|---|----------------------|
| TIP NO. R-2502A | SHEET NO. SIGN-11 |
| APPROVED: <i>[Signature]</i> | |
| DATE: 3/14/08 | |
| SEAL | |
|  | |



MATCH LINE SEE SHEET 10
-L- STA. 23+00.00

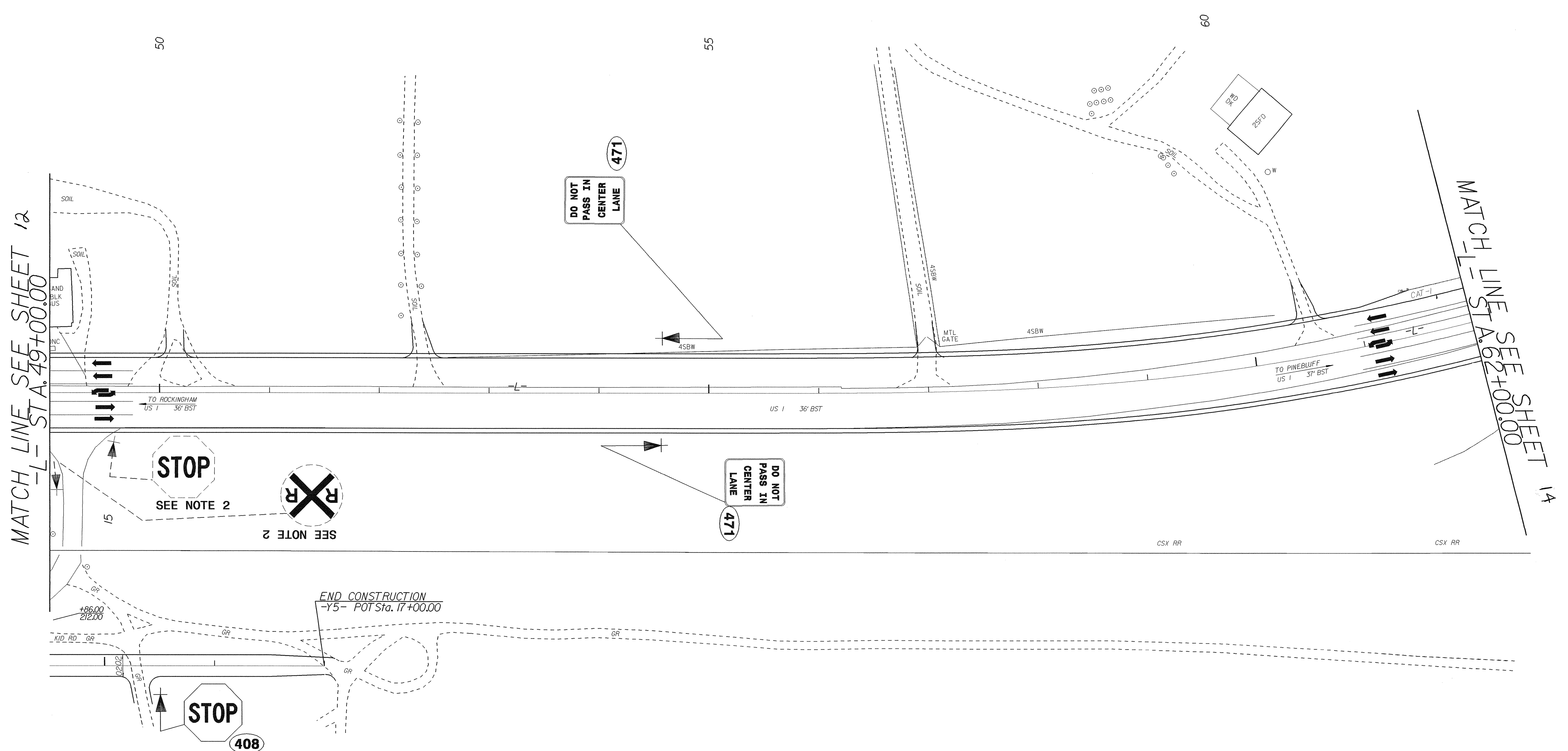
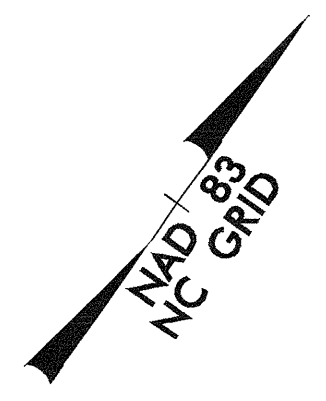


MATCH LINE SEE SHEET 12
-L- STA. 36+00.00

SYSTEMS DESIGN & CONSTRUCTION SERVICES


PROPOSED & EXISTING SIGNS
STA. 23+00 -L- TO 36+00 -L-
US 1

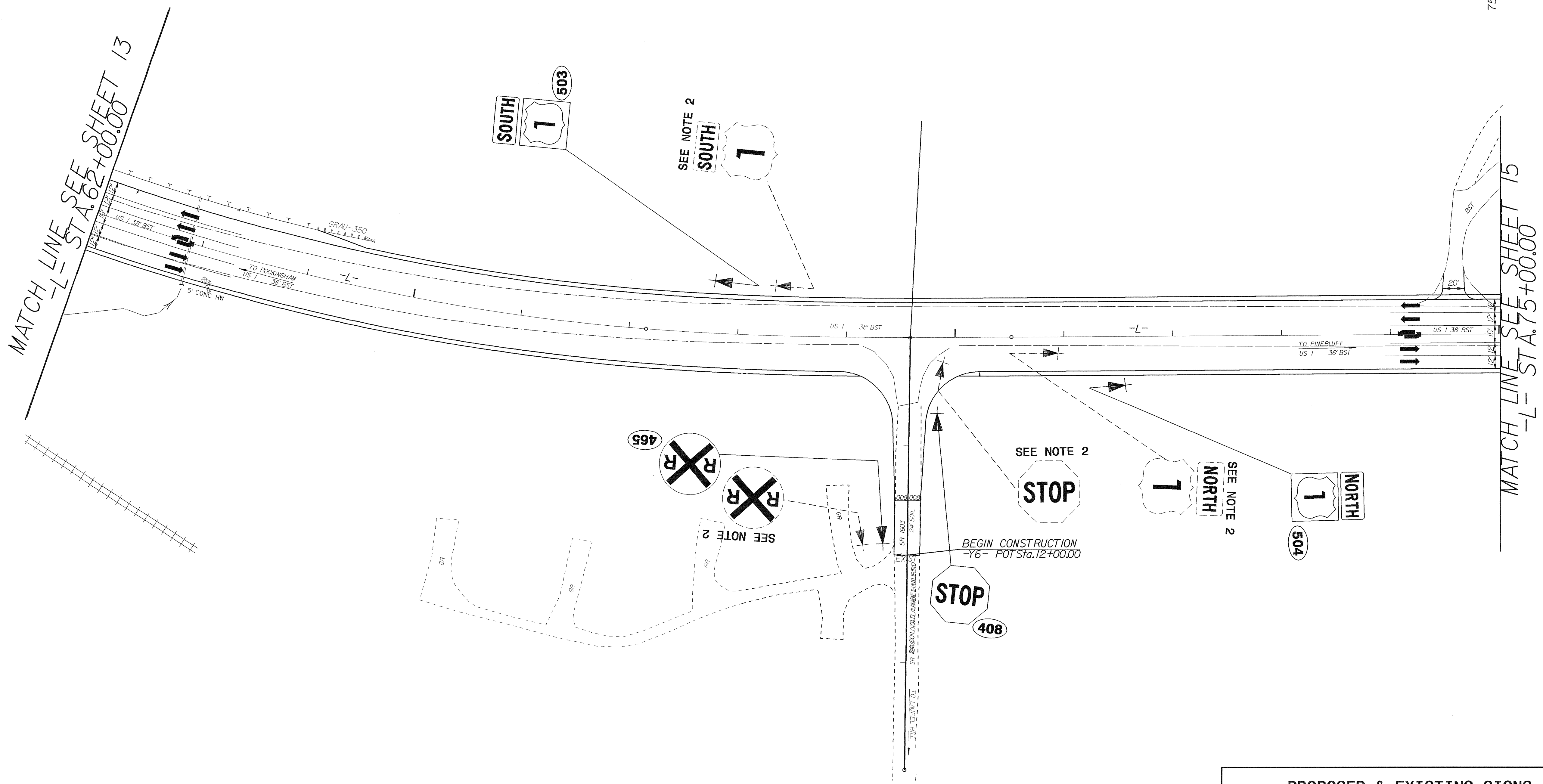

| | |
|-----------------------------------|----------------------|
| TIP NO. R-2502A | SHEET NO. SIGN-13 |
| APPROVED: <i>Atman I. Aloudin</i> | |
| DATE: 3/14/08 | |
| SEAL | |
| | |



SYSTEMS
 DESIGN
 CONSULTANTS
 INC.
 1000
 W. HARRIS
 BLVD.
 SUITE 100
 RALEIGH, NC 27601
 (919) 871-1111
 FAX (919) 871-1112
 WWW.SDCI.COM

PROPOSED & EXISTING SIGNS
 STA. 49+00 -L- TO 62+00 -L-
 US 1



| | |
|---|----------------------|
| TIP NO. R-2502A | SHEET NO. SIGN-14 |
| APPROVED: <i>[Signature]</i> | |
| DATE: 3/14/08 | |
| SEAL | |
|  | |



PROPOSED & EXISTING SIGNS
 STA. 62+00 -L- TO 75+00 -L-
 US 1

10-MAR-2008 15:23
 I:\MAR-2008\2502A\tr-offr\c\signing\layout\plans\2502a_R0Y_psh8.dgn
 gter\lizz AT TELC221636

| | |
|------------------------------|----------------------|
| TIP NO. R-2502A | SHEET NO. SIGN-15 |
| APPROVED: <i>[Signature]</i> | |
| DATE: 3/14/08 | |
| SEAL | |




MAYCH LINE SEE SHEET 14
-L- STA. 75+00.00

MAYCH LINE SEE SHEET 16
-L- STA. 88+00.00

1 2 3 4 5 6 7 8 9 10 11 12 13 14 15 16 17 18 19 20 21 22 23 24 25 26 27 28 29 30 31 32 33 34 35 36 37 38 39 40 41 42 43 44 45 46 47 48 49 50 51 52 53 54 55 56 57 58 59 60 61 62 63 64 65 66 67 68 69 70 71 72 73 74 75 76 77 78 79 80 81 82 83 84 85 86 87 88 89 90 91 92 93 94 95 96 97 98 99 00

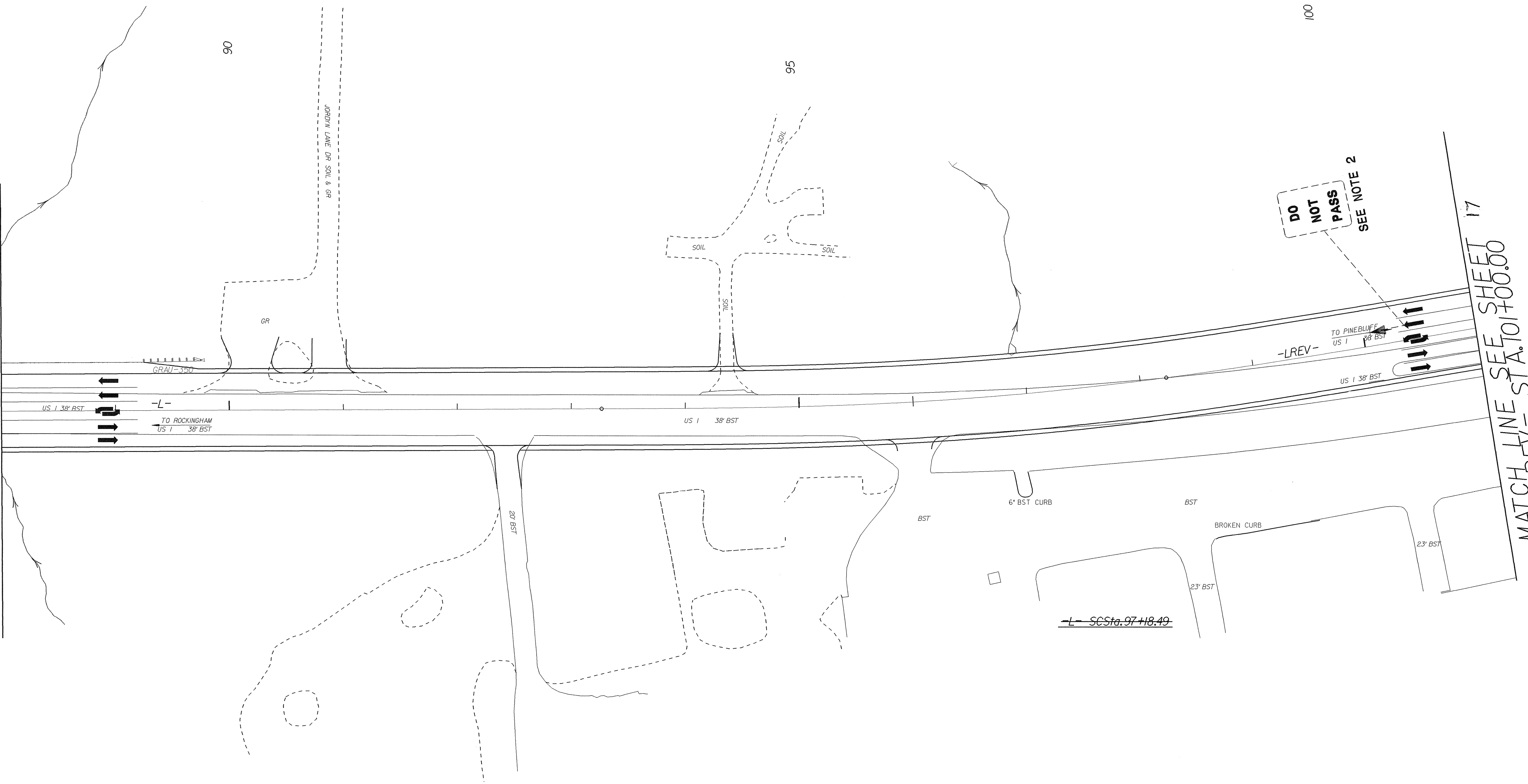
PROPOSED & EXISTING SIGNS
 STA. 75+00 -L- TO 88+00 -L-
 US 1

| | |
|---|----------------------|
| TIP NO. R-2502A | SHEET NO. SIGN-16 |
| APPROVED: <i>[Signature]</i> | |
| DATE: 3/17/08 | |
| SEAL | |
|  | |

NAD 83
NC GRID


MATCH LINE SEE SHEET 15
-L- STA. 88+00.00

MATCH LINE SEE SHEET 17
-LREV- STA. 101+00.00



DATE: 3/17/08
SCALE: AS SHOWN
DRAWN BY: [Name]
CHECKED BY: [Name]
DESIGNED BY: [Name]
PROJECT NO.: R-2502A
SHEET NO.: SIGN-16

PROPOSED & EXISTING SIGNS
STA. 88+00 -L- TO 101+00 -L-
US 1

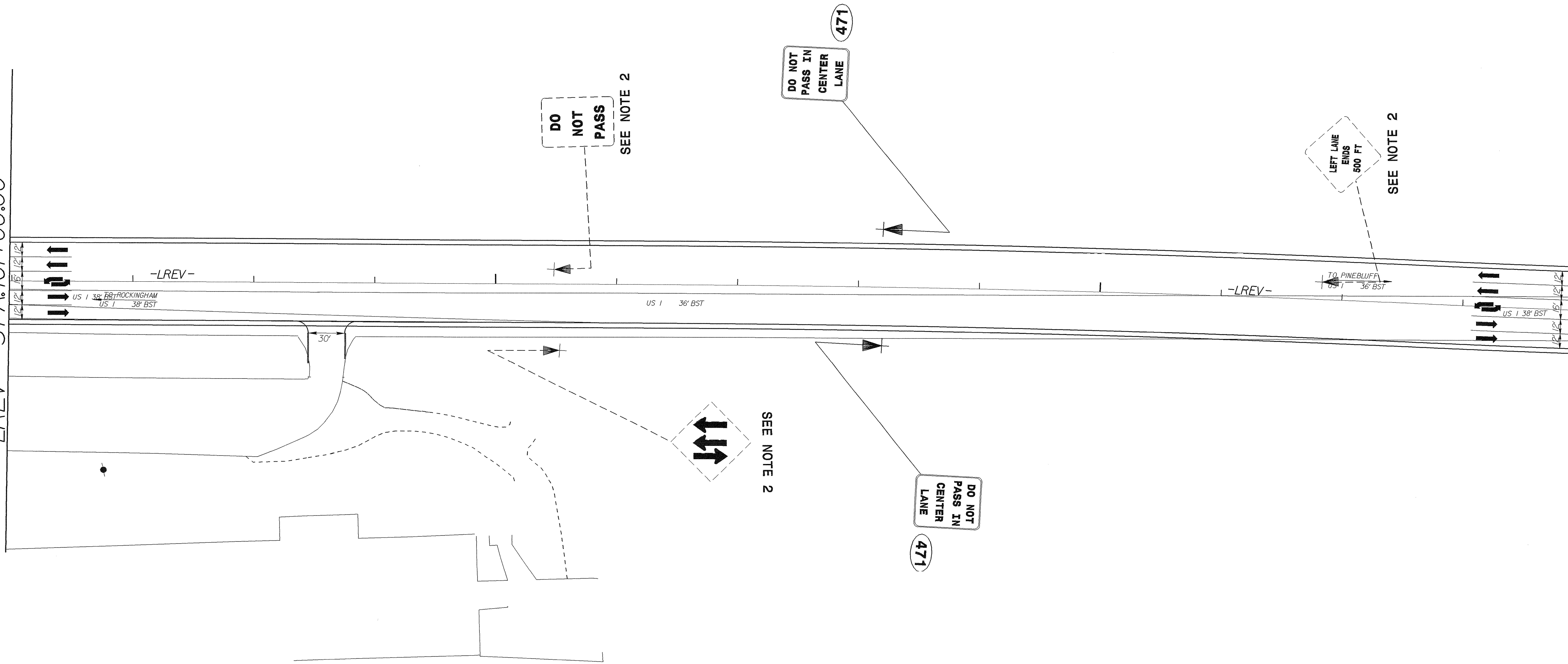
| | |
|---|----------------------|
| TIP NO. R-2502A | SHEET NO. SIGN-17 |
| APPROVED: <i>[Signature]</i> | |
| DATE: 3/14/08 | |
| SEAL | |
|  | |

NAD 83
NC GRID



MATCH LINE SEE SHEET 16
-LREV- STA. 101+00.00

MATCH LINE SEE SHEET 18
-LREV- STA. 114+00.00



REVISIONS

SYSTEMS
DESIGN
INC.
US
SERVISE

PROPOSED & EXISTING SIGNS
STA. 101+00 -L- TO 114+00 -L-
US 1

| | |
|------------------------------|----------------------|
| TIP NO. R-2502A | SHEET NO. SIGN-18 |
| APPROVED: <i>[Signature]</i> | |
| DATE: 3/14/08 | |
| SEAL | |
| | |

NAD 83
NC GRID

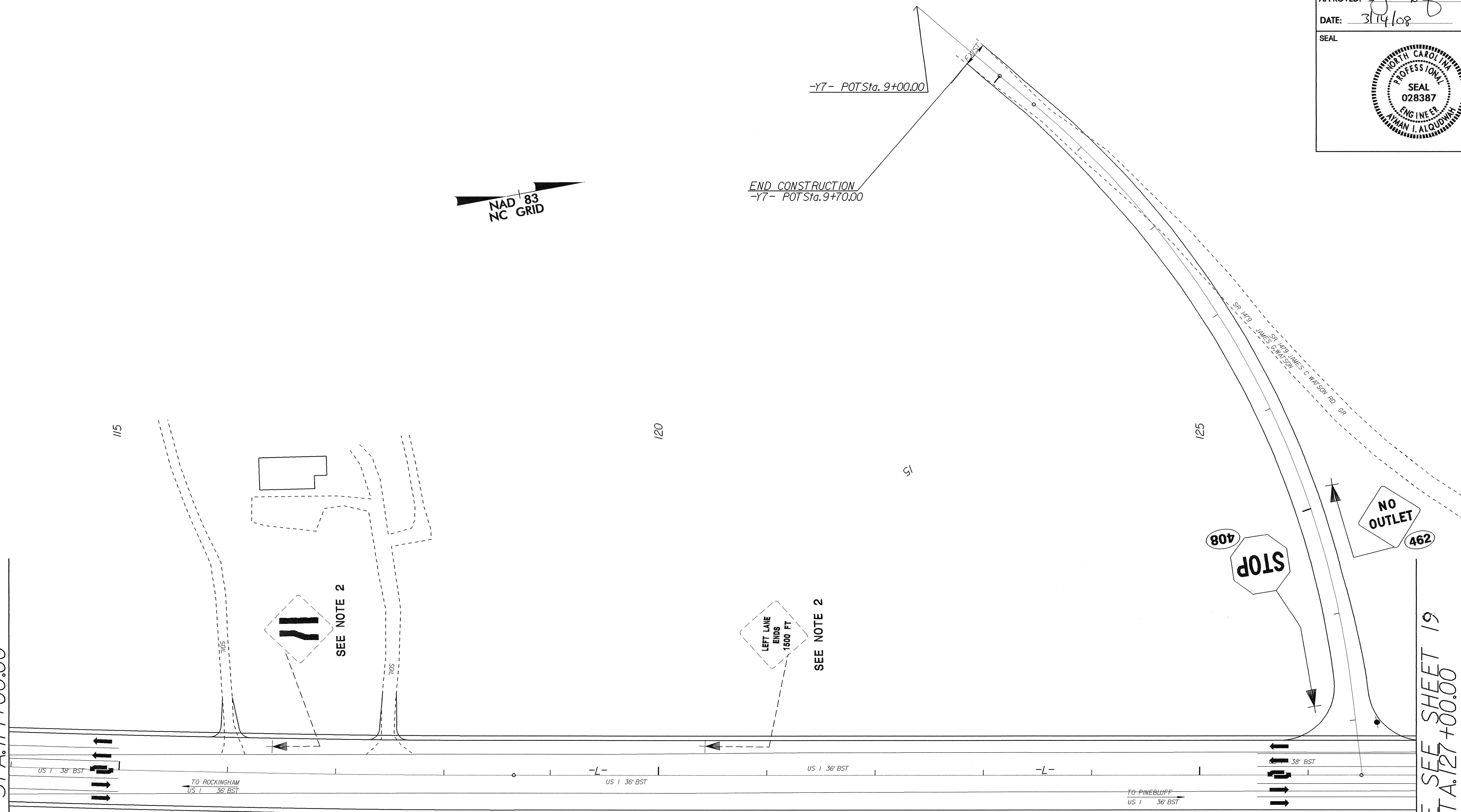
END CONSTRUCTION
-Y7- POT Sta. 9+70.00

-Y7- POT Sta. 9+00.00


MATCH LINE SEE SHEET 17
-L- REV - STA. 114+00.00

MATCH LINE SEE SHEET 19
-L- STA. 127+00.00


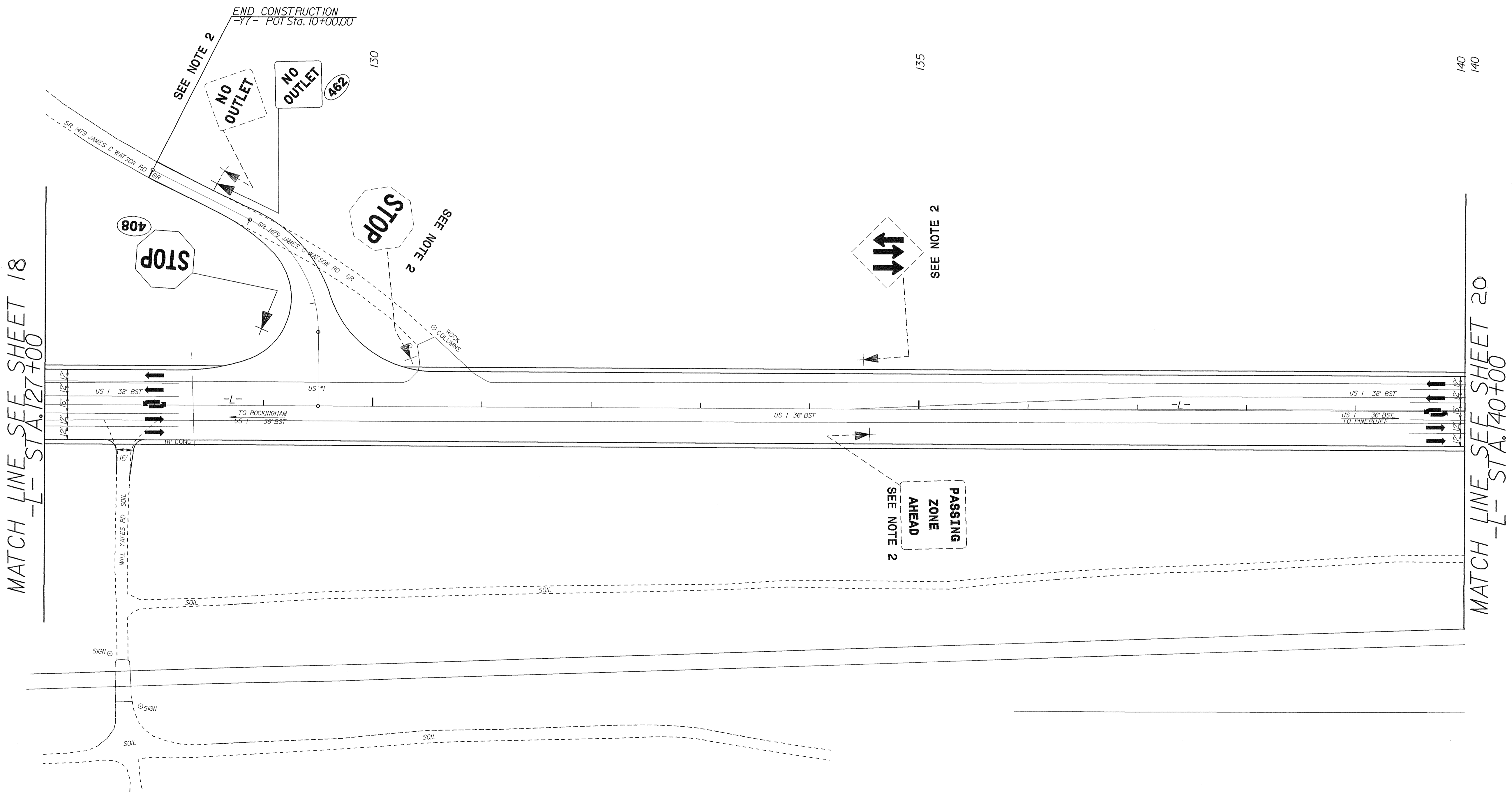
SYSTEMS
DESIGN
INC.
LITTLE
ROCK, AR
313-225-1111



PROPOSED & EXISTING SIGNS
STA. 114+00 -L- TO 127+00 -L-
US 1

| | |
|---|----------------------|
| TIP NO. R-2502A | SHEET NO. SIGN-19 |
| APPROVED: <i>Jayran J. [Signature]</i> | |
| DATE: 3/14/08 | |
| SEAL | |
|  | |

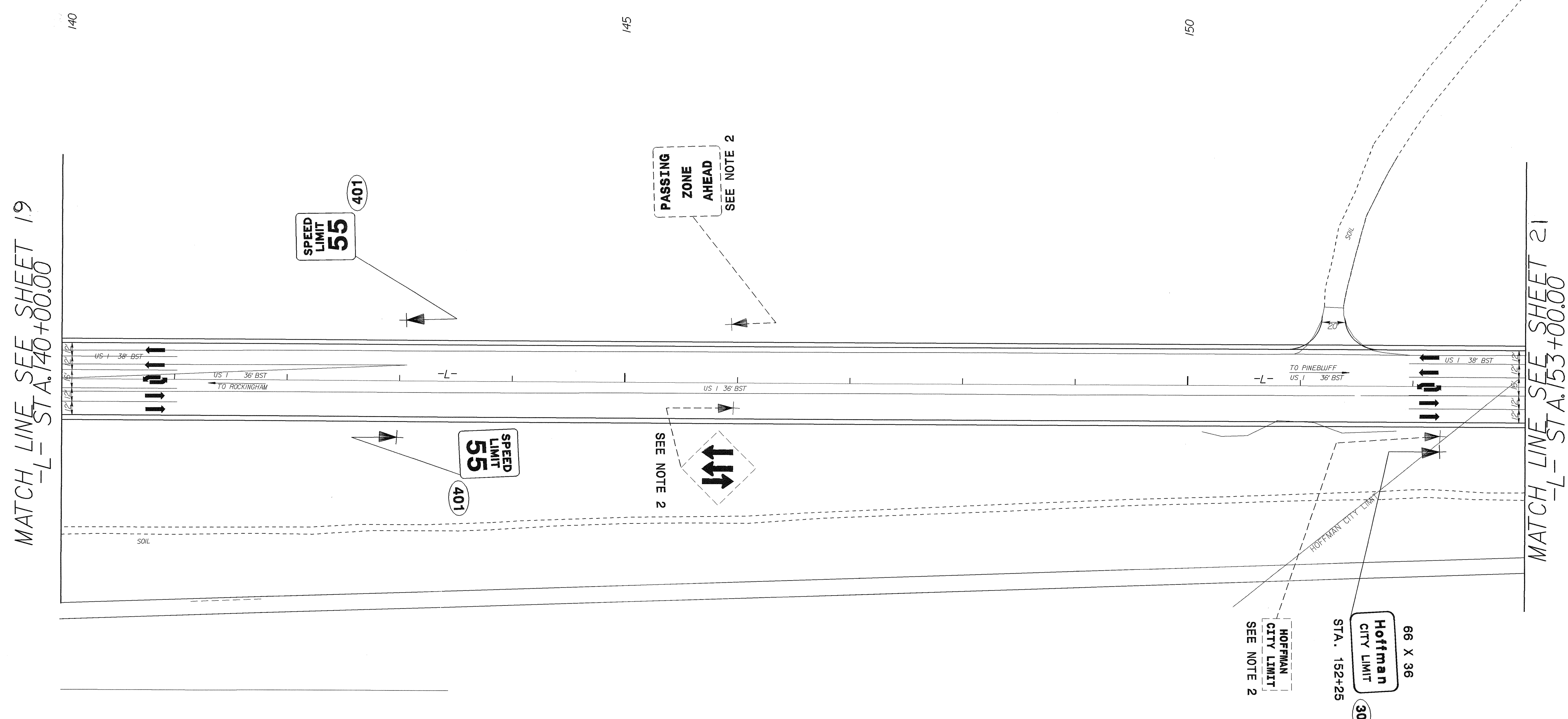
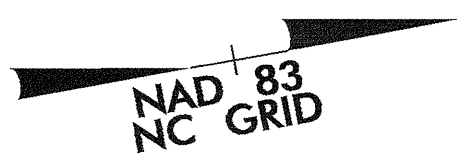
NAD 83
NC GRID

PROPOSED & EXISTING SIGNS
STA. 127+00 -L- TO 140+00 -L-
US 1

DATE: 3/14/08
DRAWN: JAL
CHECKED: JAL
DESIGNED: JAL
IN CHARGE: JAL

| | |
|------------------------------|----------------------|
| TIP NO. R-2502A | SHEET NO. SIGN-20 |
| APPROVED: <i>[Signature]</i> | |
| DATE: 3/14/08 | |
| SEAL | |
| | |



\$\$\$\$\$\$ TIME \$\$\$\$\$\$
 \$\$\$\$\$\$ DATE \$\$\$\$\$\$
 \$\$\$\$\$\$ DRAWN \$\$\$\$\$\$
 \$\$\$\$\$\$ CHECKED \$\$\$\$\$\$
 \$\$\$\$\$\$ DESIGNED \$\$\$\$\$\$
 \$\$\$\$\$\$ BY \$\$\$\$\$\$
 \$\$\$\$\$\$ DATE \$\$\$\$\$\$

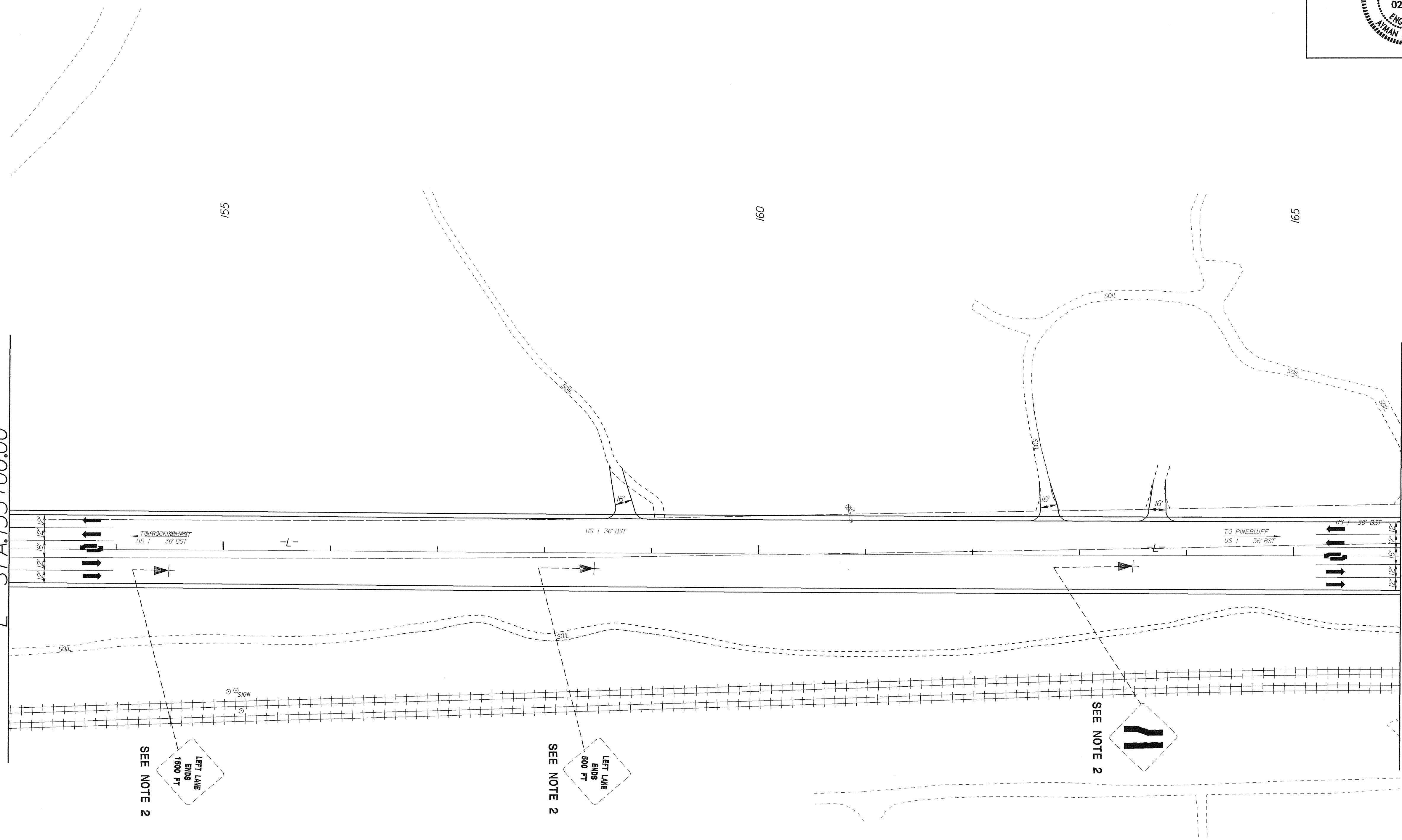
PROPOSED & EXISTING SIGNS
 STA. 140+00 -L- TO 153+00 -L-
 US 1

| | |
|------------------------------|----------------------|
| TIP NO. R-2502A | SHEET NO. SIGN-21 |
| APPROVED: <i>[Signature]</i> | |
| DATE: 3/14/08 | |
| SEAL | |
| | |

NAD 83
NC GRID

MATCH LINE SEE SHEET 20
-L- STA. 153+00.00


MATCH LINE SEE SHEET 22
-L- STA. 166+00.00



SEE NOTE 2

SEE NOTE 2

SEE NOTE 2

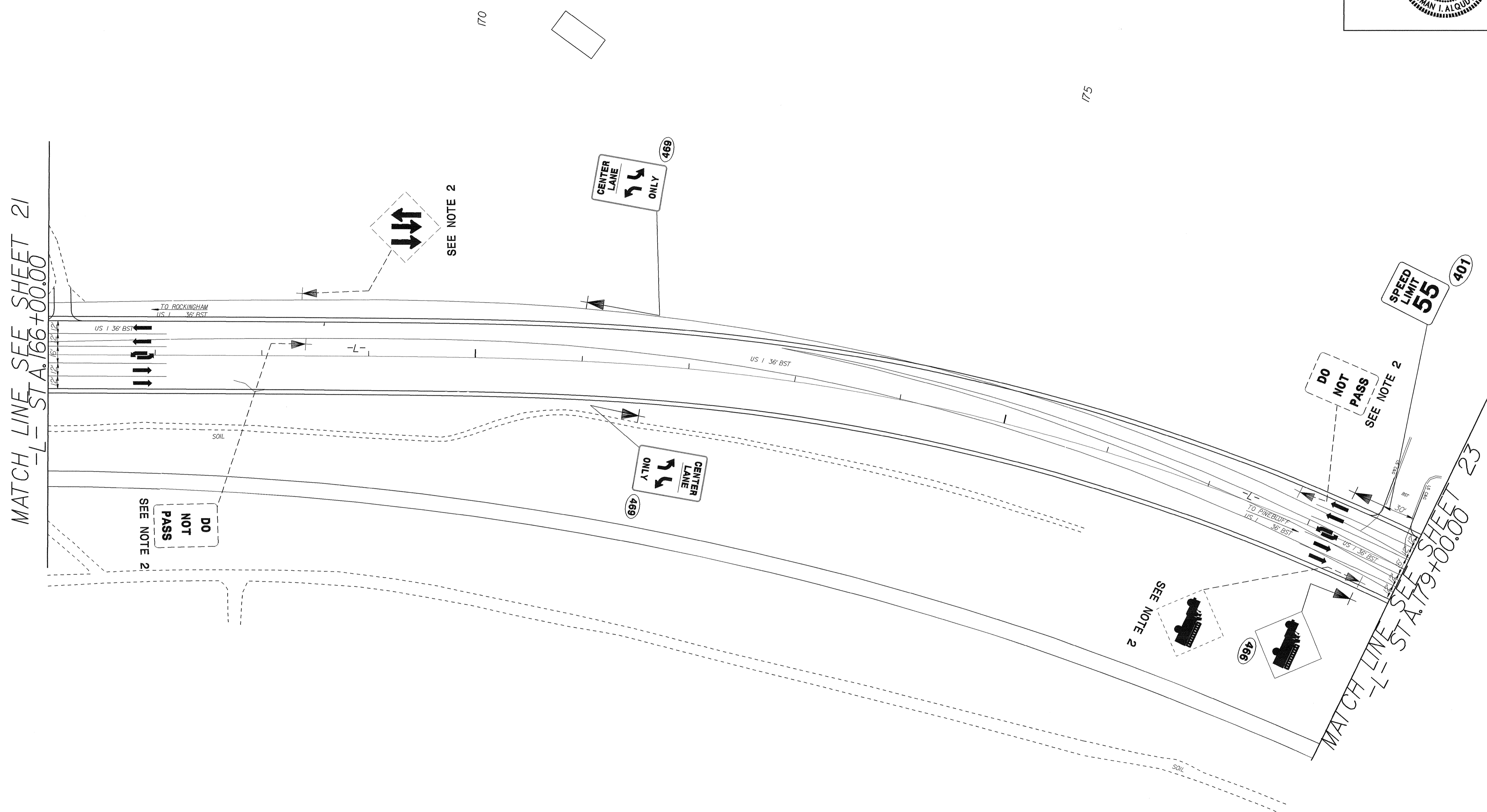


PROPOSED & EXISTING SIGNS
STA. 153+00 -L- TO 166+00 -L-
US 1

| | |
|------------------------------|----------------------|
| TIP NO. R-2502A | SHEET NO. SIGN-22 |
| APPROVED: <i>[Signature]</i> | |
| DATE: 3/14/08 | |
| SEAL | |

NORTH CAROLINA
PROFESSIONAL
SEAL
028387
ENGINEER
I. ALLOUDDIN

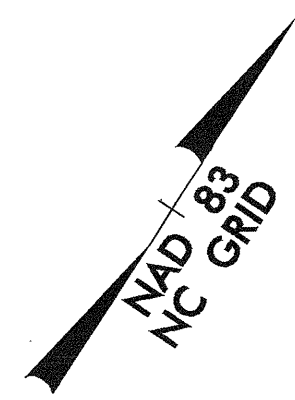
NAD 83
NC GRID



1
2
3
4
5
6
7
8
9
10
11
12
13
14
15
16
17
18
19
20
21
22
23
24
25
26
27
28
29
30
31
32
33
34
35
36
37
38
39
40
41
42
43
44
45
46
47
48
49
50
51
52
53
54
55
56
57
58
59
60
61
62
63
64
65
66
67
68
69
70
71
72
73
74
75
76
77
78
79
80
81
82
83
84
85
86
87
88
89
90
91
92
93
94
95
96
97
98
99
100

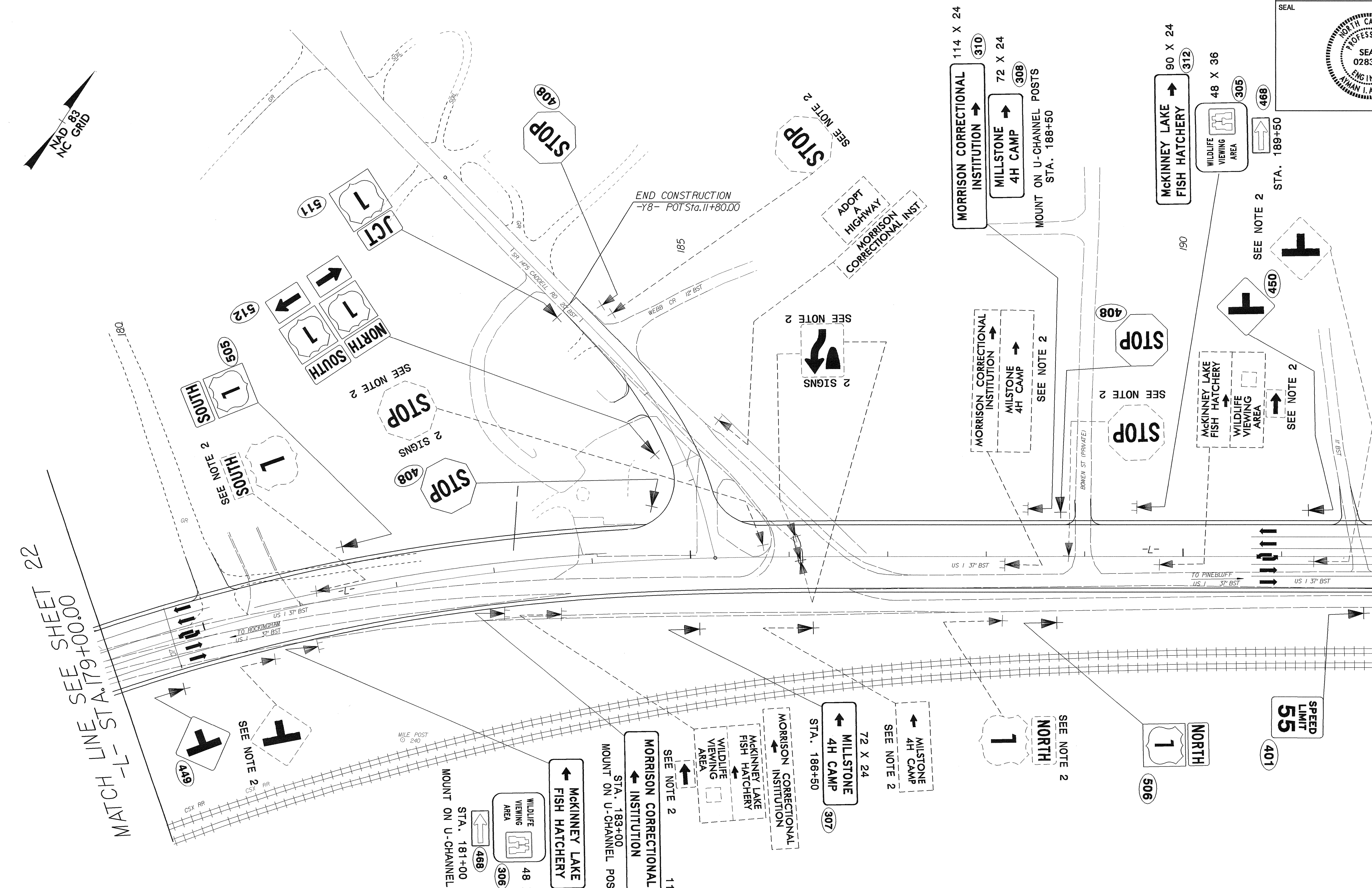
PROPOSED & EXISTING SIGNS
STA. 166+00 -L- TO 179+00 -L-
US 1

| | |
|------------------------------|----------------------|
| TIP NO. R-2502A | SHEET NO. SIGN-23 |
| APPROVED: <i>[Signature]</i> | |
| DATE: 3/14/08 | |
| SEAL | |
| | |



MATCH LINE -L- STA. 179+00.00 SEE SHEET 22

MATCH LINE -L- STA. 192+00.00 SEE SHEET 24



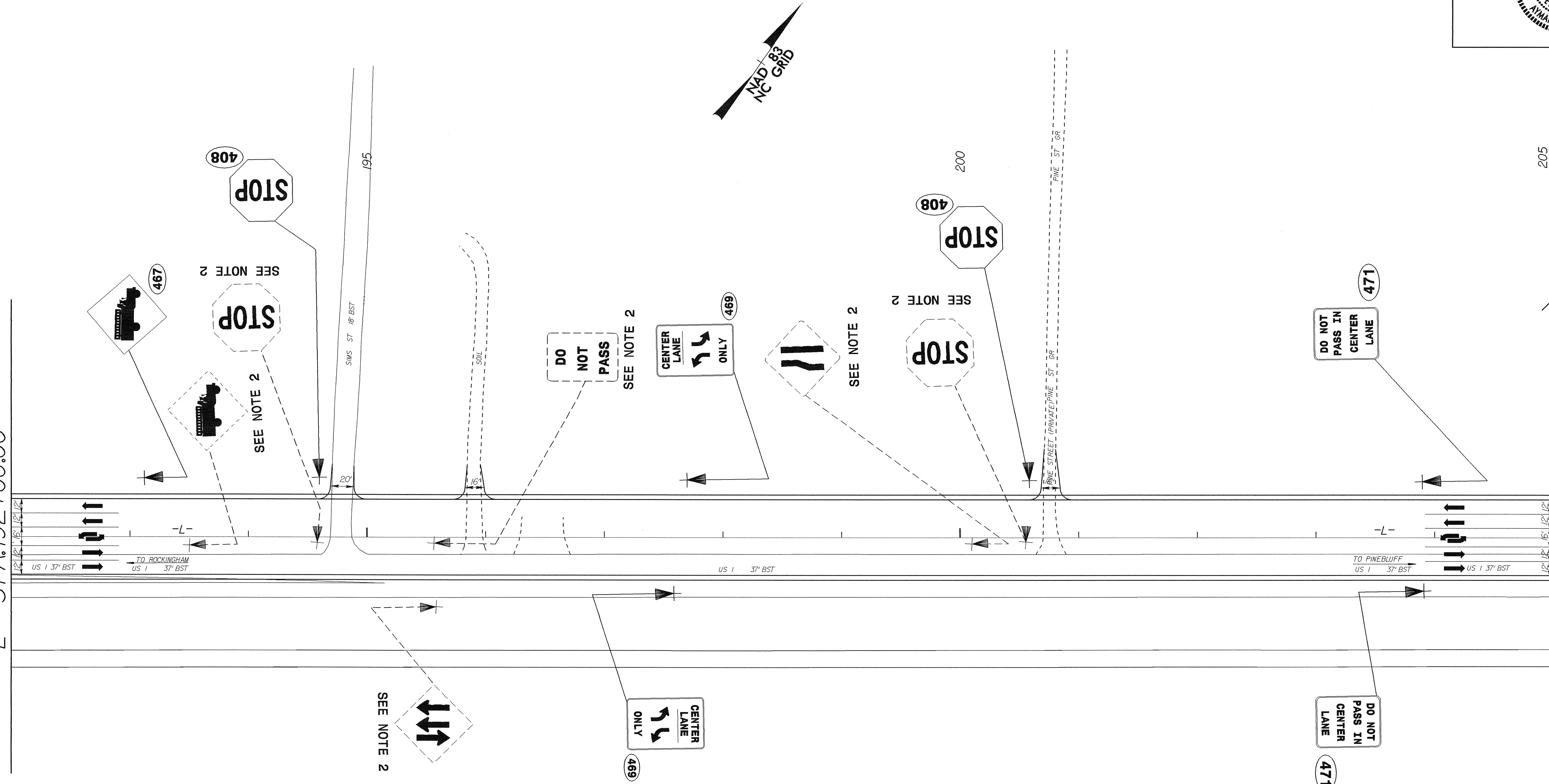
PROPOSED & EXISTING SIGNS
 STA. 179+00 -L- TO 192+00 -L-
 US 1

14-MAR-2008 11:28
 C:\p2502a\plan\signing\cedd\signing_layout.plans\2502a_rdy_psh17.dgn
 0:00:00 AT: 03/14/08

| | |
|------------------------------|----------------------|
| TIP NO. R-2502A | SHEET NO. SIGN-24 |
| APPROVED: <i>[Signature]</i> | |
| DATE: 3/14/08 | |
| SEAL | |
| | |



MATCH LINE SEE SHEET 23
-L- STA. 192+00.00

MATCH LINE SEE SHEET 25
-L- STA. 205+00.00

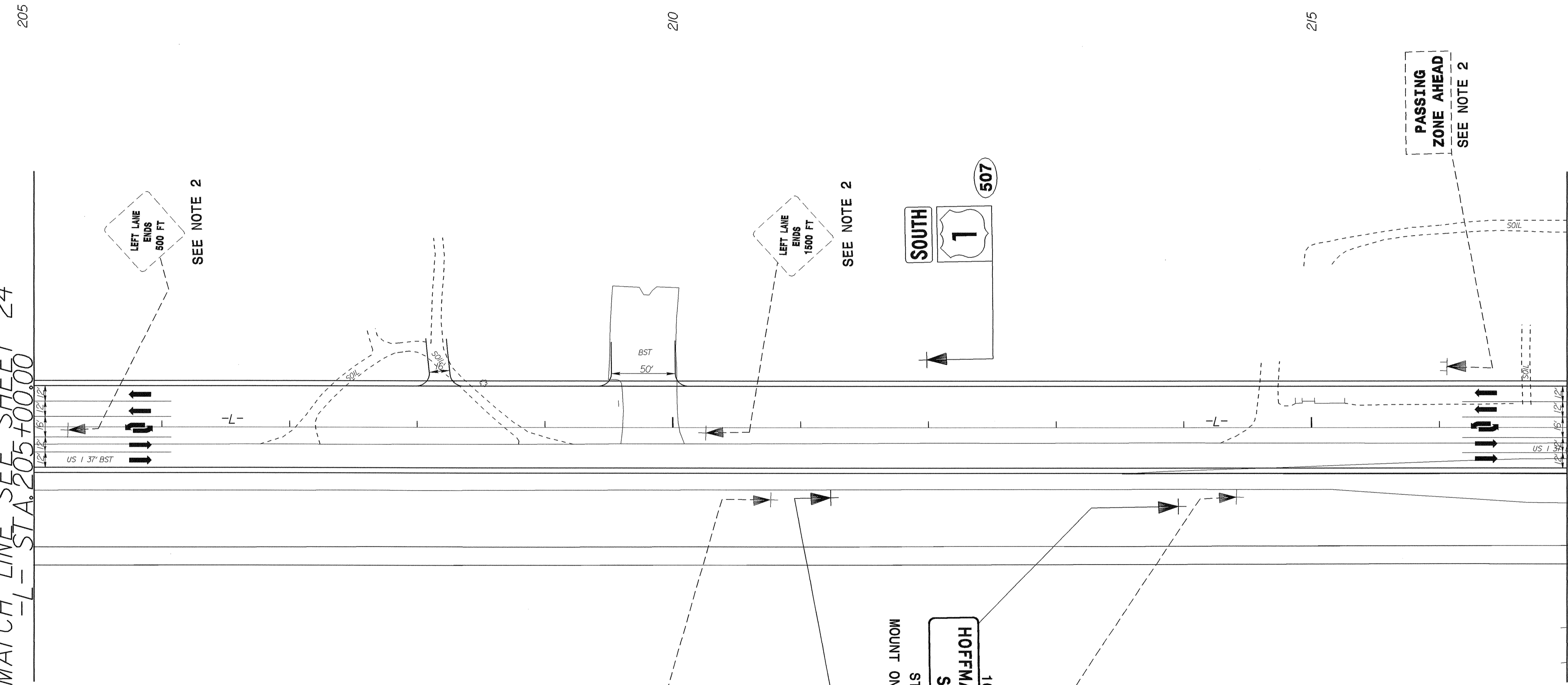


SYSTEMS
 DESIGN
 CONSULTANTS
 INC.
 1000
 W. HARRIS
 BLVD.
 SUITE 100
 RALEIGH, NC 27601
 TEL: 919.871.1111
 FAX: 919.871.1112
 WWW.CSDESIGN.COM

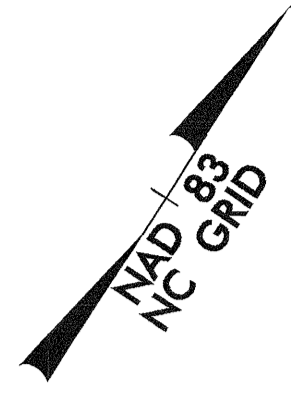
PROPOSED & EXISTING SIGNS
 STA. 192+00 -L- TO 205+00 -L-
 US 1

| | |
|---|----------------------|
| TIP NO. R-2502A | SHEET NO. SIGN-25 |
| APPROVED:  | |
| DATE: 3/14/08 | |
| SEAL  | |

MATCH LINE SEE SHEET 24
-L- STA. 205+00.00



MATCH LINE SEE SHEET 26
-L- STA. 217+00.00



SEE NOTE 2


SEE NOTE 2

SEE NOTE 2

SEE NOTE 2

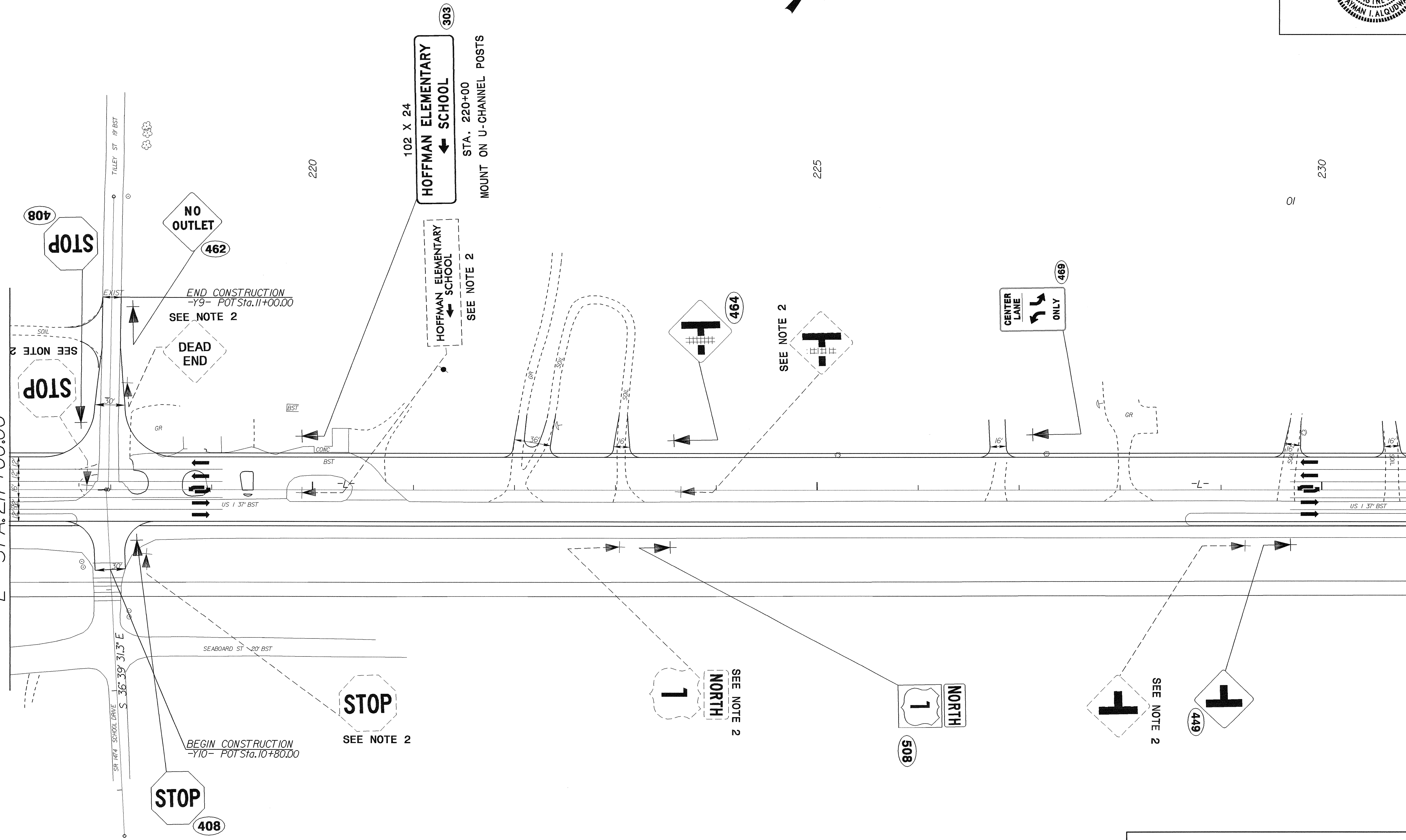
\$\$\$
DRAWING USER NAME
\$\$\$

PROPOSED & EXISTING SIGNS
STA. 205+00 -L- TO 217+00 -L-
US 1

| | |
|---|----------------------|
| TIP NO. R-2502A | SHEET NO. SIGN-26 |
| APPROVED: <i>[Signature]</i> | |
| DATE: 3/14/08 | |
| SEAL | |
|  | |

MATCH LINE SEE SHEET 25
-L- STA. 217+00.00

MATCH LINE SEE SHEET 27
-L- STA. 231+00.00

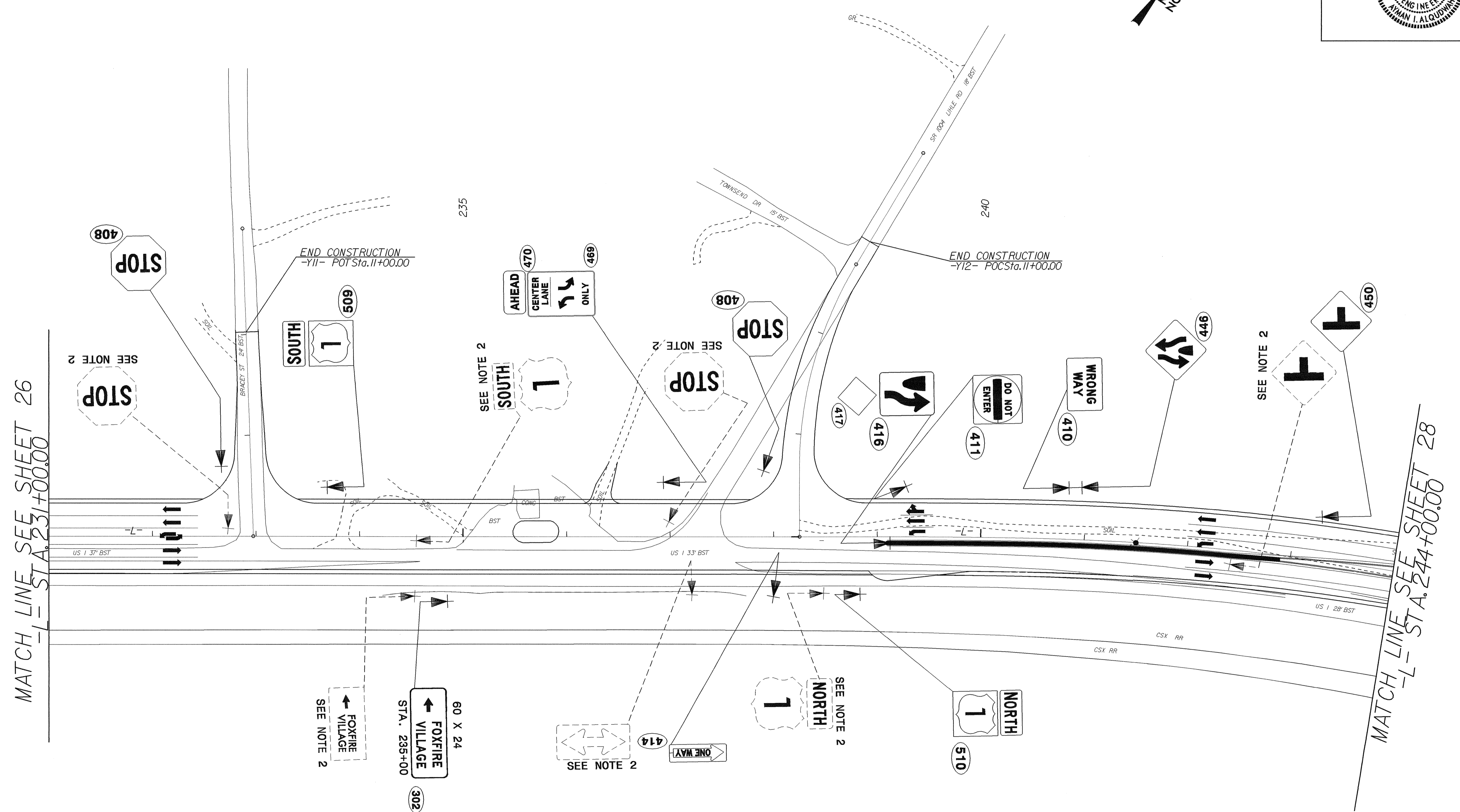



SYTIME
DIGN
USERNAM

PROPOSED & EXISTING SIGNS
STA. 217+00 -L- TO 231+00 -L-
US 1

| | |
|------------------------------|----------------------|
| TIP NO. R-2502A | SHEET NO. SIGN-27 |
| APPROVED: <i>[Signature]</i> | |
| DATE: 3/14/08 | |
| SEAL | |

SEAL
028387
ENGINEER
JAMES I. ALUDIN
NORTH CAROLINA




REVISIONS

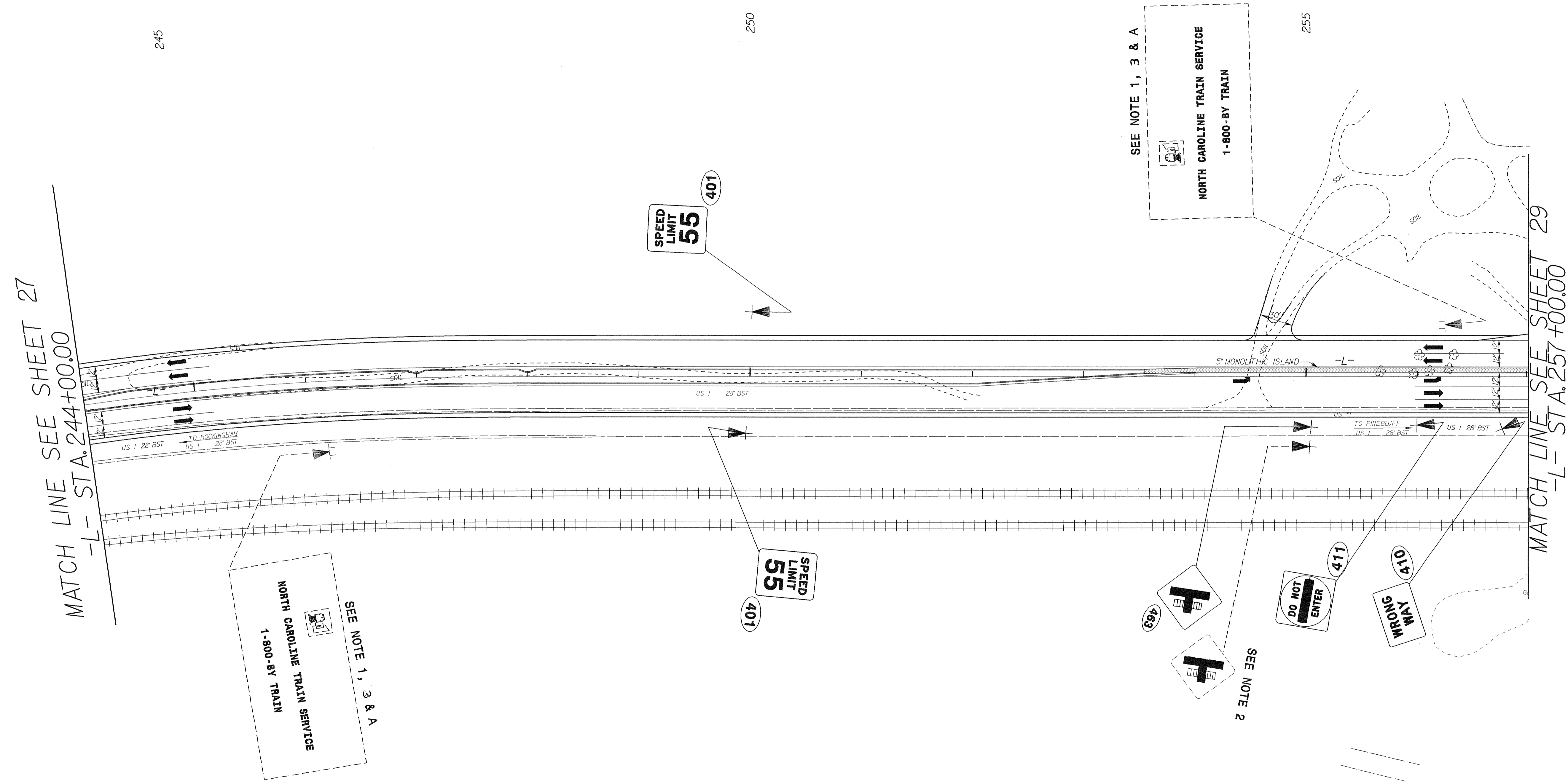
MATCH LINE SEE SHEET 26
-L- STA. 231+00.00

MATCH LINE SEE SHEET 28
-L- STA. 244+00.00

PROPOSED & EXISTING SIGNS
STA. 231+00 -L- TO 244+00 -L-
US 1

SYSTEMS
C:\USERS\JL\DRAWING\PROJECTS\2502A\2502A.DWG
3/14/08 10:58:10 AM

| | |
|---|----------------------|
| TIP NO. R-2502A | SHEET NO. SIGN-28 |
| APPROVED: <i>[Signature]</i> | |
| DATE: 3/14/08 | |
| SEAL | |
|  | |



MATCH LINE SEE SHEET 27
-L- STA. 244+00.00

MATCH LINE SEE SHEET 29
-L- STA. 257+00.00


SEE NOTE 1, 3 & A
NORTH CAROLINE TRAIN SERVICE
1-800-BY TRAIN

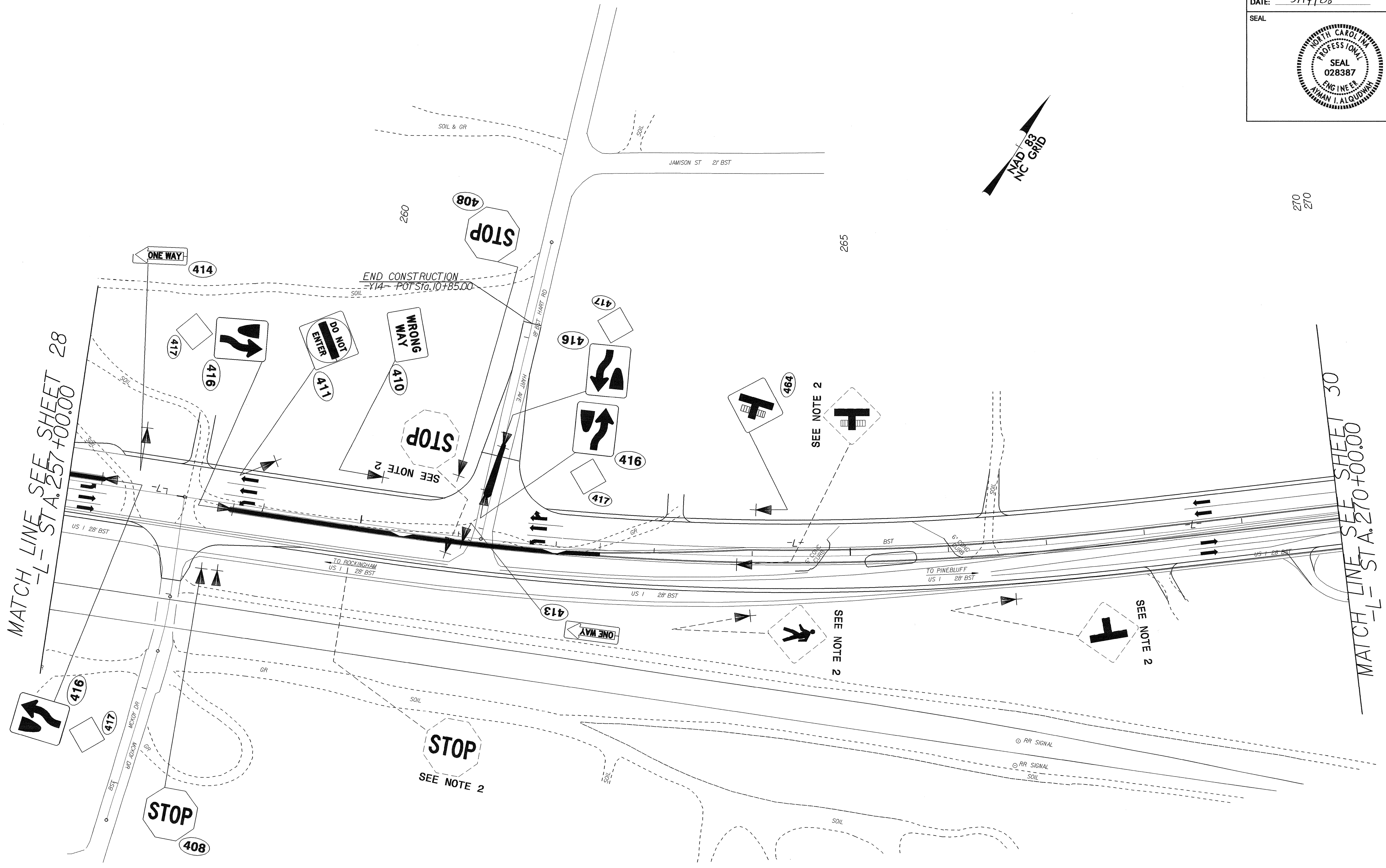
SEE NOTE 1, 3 & A
NORTH CAROLINE TRAIN SERVICE
1-800-BY TRAIN

SEE NOTE 2

PROPOSED & EXISTING SIGNS
STA. 244+00 -L- TO 257+00 -L-
US 1

14-MAR-2008 11:33 C:\p\projects\2502a\traffic\signing\cedd\signing_layout\plans\2502a-RDY_psh22.dgn

| | |
|---|----------------------|
| TIP NO. R-2502A | SHEET NO. SIGN-29 |
| APPROVED: <i>[Signature]</i> | |
| DATE: 3/14/08 | |
| SEAL | |
|  | |



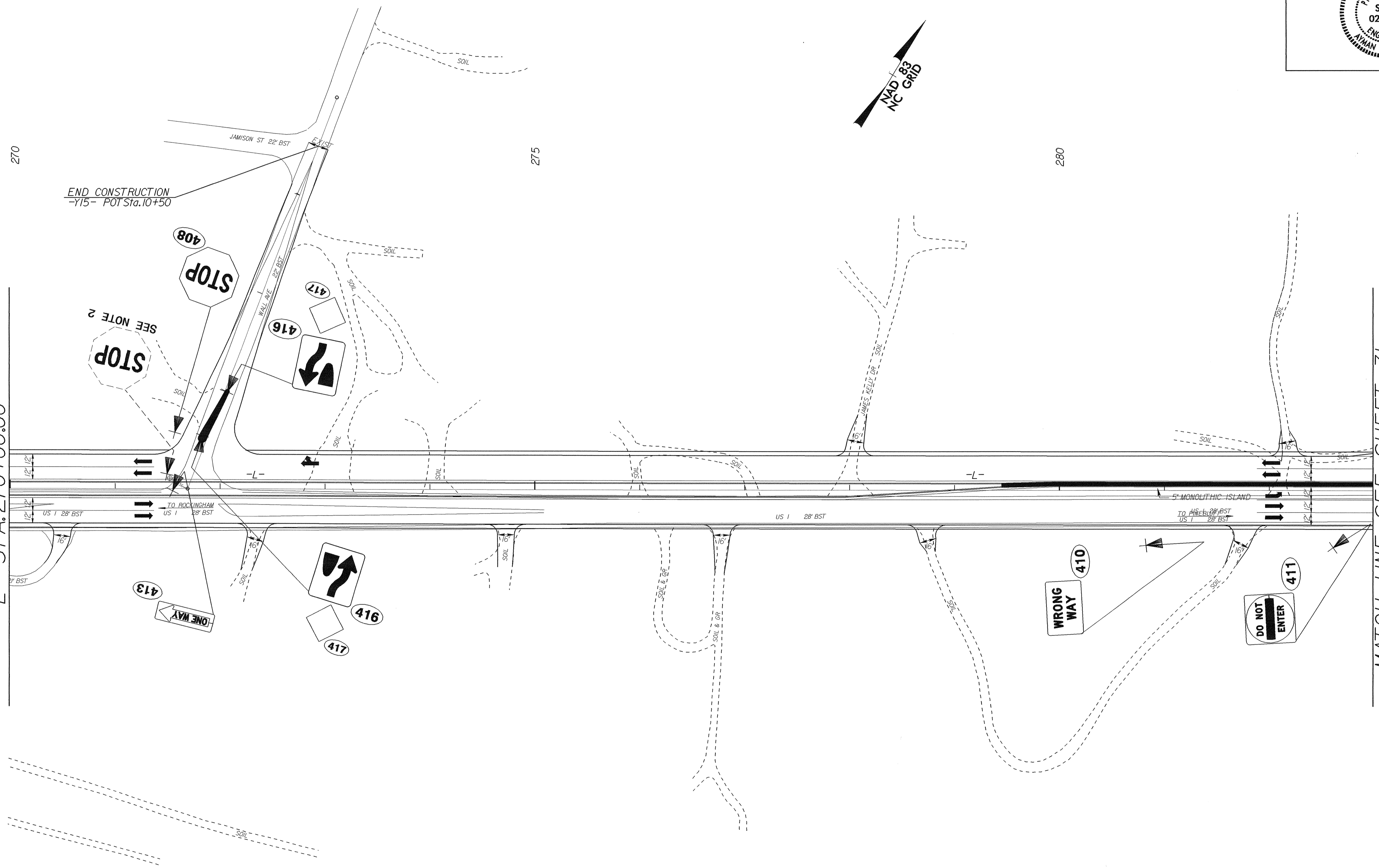
11
12
13
14
15
16
17
18
19
20
21
22
23
24
25
26
27
28
29
30
31
32
33
34
35
36
37
38
39
40
41
42
43
44
45
46
47
48
49
50
51
52
53
54
55
56
57
58
59
60
61
62
63
64
65
66
67
68
69
70
71
72
73
74
75
76
77
78
79
80
81
82
83
84
85
86
87
88
89
90
91
92
93
94
95
96
97
98
99
100

PROPOSED & EXISTING SIGNS
 STA. 257+00 -L- TO 270+00 -L-
 US 1

| | |
|------------------------------|----------------------|
| TIP NO. R-2502A | SHEET NO. SIGN-30 |
| APPROVED: <i>[Signature]</i> | |
| DATE: 3/14/08 | |
| SEAL | |
| | |


MATCH LINE SEE SHEET 29
-L- STA. 270+00.00

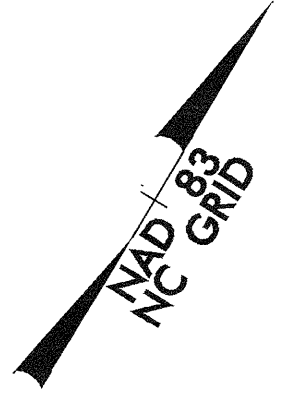
MATCH LINE SEE SHEET 31
-L- STA. 283+00.00



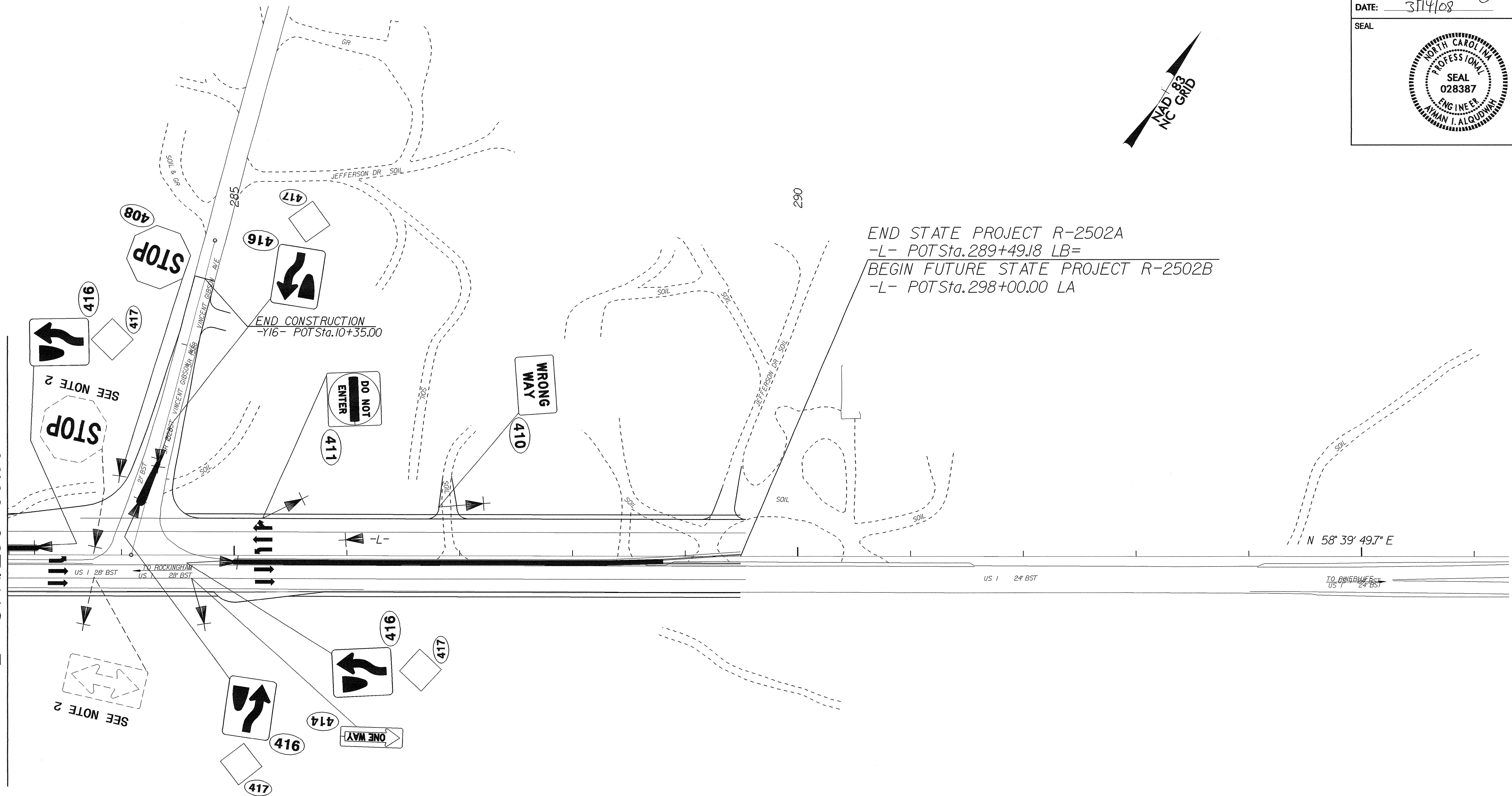
11
 12
 13
 14
 15
 16
 17
 18
 19
 20
 21
 22
 23
 24
 25
 26
 27
 28
 29
 30
 31
 32
 33
 34
 35
 36
 37
 38
 39
 40
 41
 42
 43
 44
 45
 46
 47
 48
 49
 50
 51
 52
 53
 54
 55
 56
 57
 58
 59
 60
 61
 62
 63
 64
 65
 66
 67
 68
 69
 70
 71
 72
 73
 74
 75
 76
 77
 78
 79
 80
 81
 82
 83
 84
 85
 86
 87
 88
 89
 90
 91
 92
 93
 94
 95
 96
 97
 98
 99
 100

PROPOSED & EXISTING SIGNS
 STA. 270+00 -L- TO 283+00 -L-
 US 1

| | |
|---|----------------------|
| TIP NO. R-2502A | SHEET NO. SIGN-31 |
| APPROVED: <i>[Signature]</i> | |
| DATE: 3/14/08 | |
| SEAL | |
|  | |



MATCH LINE SEE SHEET 30
-L- STA. 283+00.00



END STATE PROJECT R-2502A
-L- POT Sta. 289+49.18 LB=
BEGIN FUTURE STATE PROJECT R-2502B
-L- POT Sta. 298+00.00 LA

66
65
64
63
62
61
60
59
58
57
56
55
54
53
52
51
50
49
48
47
46
45
44
43
42
41
40
39
38
37
36
35
34
33
32
31
30
29
28
27
26
25
24
23
22
21
20
19
18
17
16
15
14
13
12
11
10
9
8
7
6
5
4
3
2
1

PROPOSED & EXISTING SIGNS
STA. 283+00 -L- TO 289+49 -L-
US 1