

T.I.P.: A-0011BB


CONTRACT: C201963

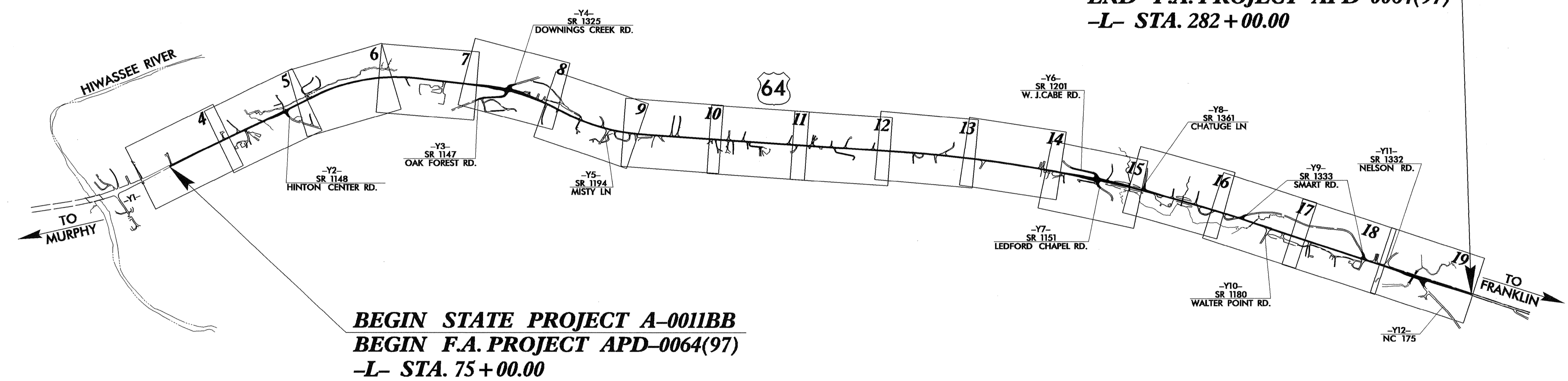

07-JUL-2008 10:49 P:\TIP-A\A0011BB\Traffic\Signing\CA00\Quantities & CM Signs\A-0011BB-Sgn-Quantities.dgn wbakduk

**STATE OF NORTH CAROLINA
DEPARTMENT OF TRANSPORTATION**

**SIGNING PLANS
CLAY COUNTY**

**LOCATION: US 64 FROM EAST OF THE HIWASSEE RIVER
TO EAST OF NC 175**

| | |
|---|----------------------|
| TIP NO. A-0011BB | SHEET NO. SIGN-01 |
| APPROVED: <i>[Signature]</i> | |
| DATE: 7/7/08 | |
| SEAL | |
|  | |



**END STATE PROJECT A-0011BB
END F.A. PROJECT APD-0064(97)
-L- STA. 282 + 00.00**

**BEGIN STATE PROJECT A-0011BB
BEGIN F.A. PROJECT APD-0064(97)
-L- STA. 75 + 00.00**


INDEX

| SHEET NO. | DESCRIPTION |
|-----------|---------------------------------|
| 1 | TITLE SHEET |
| 2 | SUMMARY OF QUANTITIES and NOTES |
| 3 | SIGN DESIGNS |
| 4 | TYPE "E" SIGNS |
| 5 | TYPE "F" SIGNS |
| 6 - 12 | SIGN ROADWAY SHEETS |

**ROADWAY STANDARD DRAWINGS
APPLICABLE TO THESE SIGNING PLANS**

- 901.50
- 904.10
- 904.50
- 901.70

| | |
|--|---------------------------------|
| PLAN PREPARED BY: N.C.D.O.T. SIGNING SECTION | |
| <u>R.W. King, P.E.</u> | SIGNING ENGINEER |
| <u>A. Alqudwah, P.E.</u> | SIGNING PROJECT ENGINEER |
| <u>J.G. Martinez</u> | SIGNING PROJECT DESIGN ENGINEER |
| <u>W.R. Dakduk</u> | SIGNING DESIGN ENGINEER |

| | |
|---|----------------------|
| TIP NO. A-0011BB | SHEET NO. SIGN-02 |
| APPROVED: <i>[Signature]</i> | |
| DATE: 7/7/08 | |
| SEAL | |
|  | |

| ITEM NO. | | ITEM DESCRIPTION | QUANTITY | UNIT |
|------------|-----------|--|----------|------|
| ITEM NO. | SECT. NO. | | | |
| 4072000000 | 903 | SUPPORTS, 3 LB STEEL U-CHANNEL..... | 1,656 | L.F. |
| 4096000000 | 904 | SIGN ERECTION, TYPE D..... | 4 | EA. |
| 4102000000 | 904 | SIGN ERECTION, TYPE E..... | 53 | EA. |
| 4108000000 | 904 | SIGN ERECTION, TYPE F..... | 12 | EA. |
| 4116100000 | 904 | SIGN ERECTION, RELOCATE SIGN TYPE D..... | 11 | EA. |
| 4155000000 | 907 | DISPOSAL OF SIGN SYSTEM, U-CHANNEL..... | 44 | EA. |
| 4238000000 | 907 | DISPOSAL OF SIGN E..... | 1 | EA. |

| Pay Item Notes: | |
|-----------------|------------------------------------|
| 1 | RELOCATE SIGN, TYPE D |
| 2 | DISPOSAL OF SIGN, D, E OR F |
| 3 | DISPOSAL OF SIGN SYSTEM, U-CHANNEL |

General Notes:


- . SIGNS FURNISHED BY STATE
- . ALL TYPE 'D' SIGNS SHALL BE MOUNTED ON TWO U-CHANNEL POSTS UNLESS OTHERWISE INDICATED ON THE PLANS.
- . IF REMOVAL OR RELOCATION OF SIGNS ON PRIVATE STREET (NON-STATE MAINTAINED) IS REQUIRED DUE TO CONSTRUCTION, THE CONTRACTOR SHALL INFORM THE ENGINEER. THE WORK WILL BE COMPLETED BY OTHERS.
- . SIGNING PLANS DO NOT INCLUDE TEMPORARY CONSTRUCTION SIGNING OR PAVEMENT MARKINGS. SEE TRAFFIC CONTROL PLANS.
- . WHEN NOT STATIONED OR DIMENSIONED ON PLANS, ALL 'E' AND 'F' SIGNS SHALL BE FIELD LOCATED BY THE ENGINEER
- . ALL EXISTING SIGNS ON "U" CHANNEL POST WITHIN THE PROJECT LIMITS SHALL BE REMOVED AND DISPOSED OF UNLESS OTHERWISE NOTED ON PLANS.
- . WHEN EXISTING SIGNS ARE REMOVED AND INSTALLED ON NEW SUPPORTS, THE RE-ERECTION SHALL IMMEDIATELY FOLLOW THE REMOVAL.
- . THE BACKGROUND FOR TYPE E & F SIGNS SHALL BE TYPE III REFLECTIVE SHEETING.

SEE ROADWAY PLANS FOR GUARD/GUIDE RAIL DETAILS.

**SUMMARY OF QUANTITIES
AND NOTES**

07-JUL-2008 10:20
 P:\TIP-2\A\A0011BB\Traffic\Signing\CA00\Quantities & CM Signs\A-0011BB.Sgn.Quantities.dgn
 vdbakdukmez AT FECC221679

APPROVED: *[Signature]*
DATE: 7/7/08



SIGN NUMBER: 301
TYPE: D
QUANTITY: 1
SIGN WIDTH: 6'-0"
HEIGHT: 2'-0"
TOTAL AREA: 12.0 Sq.Ft.

BACKG COLOR: Green
COPY COLOR: White

| SYMBOL | X | Y | WID | HT |
|--------|------|---|-----|----|
| ARUP | 55.7 | 9 | 6 | 9 |

DESIGN BY: WRD
PROJECT ID: A-0011BB
CHECKED BY: DIV: 14
DATE: Jul 03, 2008

BORDER TYPE: FLUSH
RECESS: 0"
WIDTH: 0.75"
RADII: 3"
MAT'L: 0.125" (3.2 mm) ALUMINUM

USE NOTES: 1,2
1. Legend and border shall be direct applied Grade C sheeting.
2. Background shall be Grade C reflective sheeting.

LETTER POSITIONS

| Letter spacings are to start of next letter | | | | | | | | | | | Series/Size | |
|---|------|-----|-----|-----|-----|-----|-----|-----|------|-----|-------------|--------|
| | | | | | | | | | | | Text Length | |
| | H | I | A | W | A | S | S | E | E | | | D 2000 |
| | 7.3 | 5.5 | 1.9 | 5.5 | 5.7 | 5.6 | 4.7 | 5.1 | 4.7 | 3.7 | 22.3 | 42.4 |
| | A | T | L | A | N | T | A | | | | | D 2000 |
| | 11.3 | 5.5 | 4.6 | 4.1 | 6 | 5 | 4.1 | 5.1 | 26.3 | | | 34.3 |

Spacing Factor is 1 unless specified otherwise

FILENAME: A-0011BB_Sgn_SignDesign NORTH CAROLINA D.O.T. SIGN DETAIL

SIGN NUMBER: 303
TYPE: D
QUANTITY: 1
SIGN WIDTH: 6'-6"
HEIGHT: 2'-6"
TOTAL AREA: 16.3 Sq.Ft.

BACKG COLOR: Green
COPY COLOR: White

| SYMBOL | X | Y | WID | HT |
|--------|-----|------|-----|----|
| ARUP | 8.4 | 19.4 | 6 | 9 |
| ARUP | 56 | 4.6 | 6 | 9 |

DESIGN BY: WRD
PROJECT ID: A-0011BB
CHECKED BY: DIV: 14
DATE: Jul 03, 2008

BORDER TYPE: FLUSH
RECESS: 0"
WIDTH: 0.75"
RADII: 3"
MAT'L: 0.125" (3.2 mm) ALUMINUM

USE NOTES: 1,2
1. Legend and border shall be direct applied Grade C sheeting.
2. Background shall be Grade C reflective sheeting.

LETTER POSITIONS

| Letter spacings are to start of next letter | | | | | | | | | | | Series/Size | |
|---|------|-----|-----|-----|-----|-----|-----|-----|-----|-----|-------------|--------|
| | | | | | | | | | | | Text Length | |
| | H | A | Y | E | S | V | I | L | L | E | | D 2000 |
| | 23.4 | 5 | 5.5 | 6.1 | 4.3 | 4.6 | 5.5 | 2.4 | 4.6 | 3.7 | 8.4 | 46.2 |
| | F | R | A | N | K | L | I | N | | | | D 2000 |
| | 13 | 4.6 | 4.6 | 6 | 5.5 | 5.2 | 4.6 | 2.4 | 4.1 | 28 | | 37 |

Spacing Factor is 1 unless specified otherwise

FILENAME: A-0011BB_Sgn_SignDesign NORTH CAROLINA D.O.T. SIGN DETAIL

SIGN NUMBER: 302
TYPE: D
QUANTITY: 1
SIGN WIDTH: 6'-0"
HEIGHT: 2'-0"
TOTAL AREA: 12.0 Sq.Ft.

BACKG COLOR: Green
COPY COLOR: White

| SYMBOL | X | Y | WID | HT |
|--------|-----|---|-----|----|
| ARUP | 7.3 | 9 | 6 | 9 |

DESIGN BY: WRD
PROJECT ID: A-0011BB
CHECKED BY: DIV: 14
DATE: Jul 03, 2008

BORDER TYPE: FLUSH
RECESS: 0"
WIDTH: 0.75"
RADII: 3"
MAT'L: 0.125" (3.2 mm) ALUMINUM

USE NOTES: 1,2
1. Legend and border shall be direct applied Grade C sheeting.
2. Background shall be Grade C reflective sheeting.

LETTER POSITIONS

| Letter spacings are to start of next letter | | | | | | | | | | | Series/Size | |
|---|------|-----|-----|-----|-----|-----|-----|-----|------|-----|-------------|--------|
| | | | | | | | | | | | Text Length | |
| | H | I | A | W | A | S | S | E | E | | | D 2000 |
| | 22.3 | 5.5 | 1.9 | 5.5 | 5.7 | 5.6 | 4.7 | 5.1 | 4.7 | 3.7 | 7.3 | 42.4 |
| | A | T | L | A | N | T | A | | | | | D 2000 |
| | 26.3 | 5.5 | 4.6 | 4.1 | 6 | 5 | 4.1 | 5.1 | 11.3 | | | 34.3 |

Spacing Factor is 1 unless specified otherwise

FILENAME: A-0011BB_Sgn_SignDesign NORTH CAROLINA D.O.T. SIGN DETAIL

SIGN NUMBER: 304
TYPE: D
QUANTITY: 1
SIGN WIDTH: 6'-0"
HEIGHT: 2'-0"
TOTAL AREA: 12.0 Sq.Ft.

BACKG COLOR: Green
COPY COLOR: White

| SYMBOL | X | Y | WID | HT |
|--------|-----|---|-----|----|
| ARUP | 7.3 | 9 | 6 | 9 |

DESIGN BY: WRD
PROJECT ID: A-0011BB
CHECKED BY: DIV: 14
DATE: Jul 03, 2008

BORDER TYPE: FLUSH
RECESS: 0"
WIDTH: 0.75"
RADII: 3"
MAT'L: 0.125" (3.2 mm) ALUMINUM

USE NOTES: 1,2
1. Legend and border shall be direct applied Grade C sheeting.
2. Background shall be Grade C reflective sheeting.

LETTER POSITIONS


| Letter spacings are to start of next letter | | | | | | | | | | | Series/Size | | |
|---|-----|-----|-----|-----|-----|-----|-----|-----|------|-----|-------------|--------|--------|
| | | | | | | | | | | | Text Length | | |
| | H | I | A | W | A | S | S | E | E | 8 | | D 2000 | |
| | 6.5 | 5.2 | 1.7 | 5.4 | 5.6 | 5.5 | 4.6 | 4.9 | 4.5 | 3.7 | 13.8 | 4.1 | 6.5 |
| | A | T | L | A | N | T | A | | | 1 | 0 | 5 | D 2000 |
| | 6.6 | 5.4 | 4.4 | 4 | 5.8 | 4.8 | 4 | 5.1 | 13.5 | 2.6 | 5.2 | 4.1 | 6.5 |













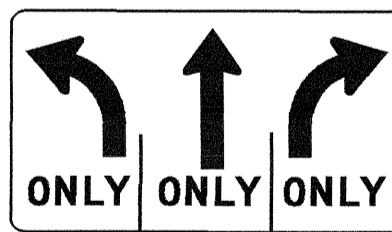



Spacing Factor is 0.8 unless specified otherwise

FILENAME: A-0011BB_Sgn_SignDesign NORTH CAROLINA D.O.T. SIGN DETAIL

07-Jul-2008 10:55 AM C:\Users\jw\Documents\CADD\Quantities & CM_Signs\A-0011BB_Sgn_Quantities.dgn

APPROVED: *[Signature]*
DATE: 7/7/08









| | | | | | |
|---|---|--|---|--|--|
| <p>401 QUANTITY REQ'D <u>1</u></p>  <p>24 X 30 R2-1</p> <p>ONE "U" POST PER SIGN</p> | <p>409 QUANTITY REQ'D <u>10</u></p>  <p>36 X 36 W3-1a</p> <p>ONE "U" POST PER SIGN</p> | <p>420 QUANTITY REQ'D <u>1</u></p>  <p>42 X 18 M30-12 (R)</p> <p>ONE "U" POST PER SIGN</p> | <p>427 QUANTITY REQ'D <u>2</u></p>  <p>24 X 18 SP0280</p> <p>ONE "U" POST PER SIGN</p> | | |
| <p>402 QUANTITY REQ'D <u>2</u></p>  <p>24 X 30 R2-1</p> <p>ONE "U" POST PER SIGN</p> | <p>410 QUANTITY REQ'D <u>1</u></p>  <p>36 X 36 W3-5</p> <p>ONE "U" POST PER SIGN</p> | <p>423 QUANTITY REQ'D <u>1</u></p>  <p>30 X 30 M10-7</p> <p>ONE "U" POST PER SIGN</p> | | | |
| <p>403 QUANTITY REQ'D <u>1</u></p>  <p>24 X 30 R2-1</p> <p>ONE "U" POST PER SIGN</p> | <p>415 QUANTITY REQ'D <u>2</u></p>  <p>30 X 30 W14-2</p> <p>ONE "U" POST PER SIGN</p> | <p>424 QUANTITY REQ'D <u>1</u></p>  <p>30 X 12 M10-7B</p> <p>ONE "U" POST PER SIGN MOUNT BELOW SIGN 423 IN 1 INSTALLATION</p> | | | |
| <p>404 QUANTITY REQ'D <u>12</u></p>  <p>48 X 60 R2-1</p> <p>TWO "U" POSTS PER SIGN</p> | <p>418 QUANTITY REQ'D <u>2</u></p>  <p>36 X 36 W2-1</p> <p>ONE "U" POST PER SIGN</p> | <p>425 QUANTITY REQ'D <u>2</u></p>  <p>48 X 30 R3-8b</p> <p>TWO "U" POSTS PER SIGN</p> | | | |
| <p>408 QUANTITY REQ'D <u>13</u></p>  <p>30 X 30 R1-1</p> <p>ONE "U" POST PER SIGN</p> | <p>419 QUANTITY REQ'D <u>1</u></p>  <p>42 X 18 M30-12 (L)</p> <p>ONE "U" POST PER SIGN</p> | <p>426 QUANTITY REQ'D <u>1</u></p>  <p>42 X 18 W1-7</p> <p>TWO "U" POSTS PER SIGN</p> | | | |

TYPE "E" SIGNS

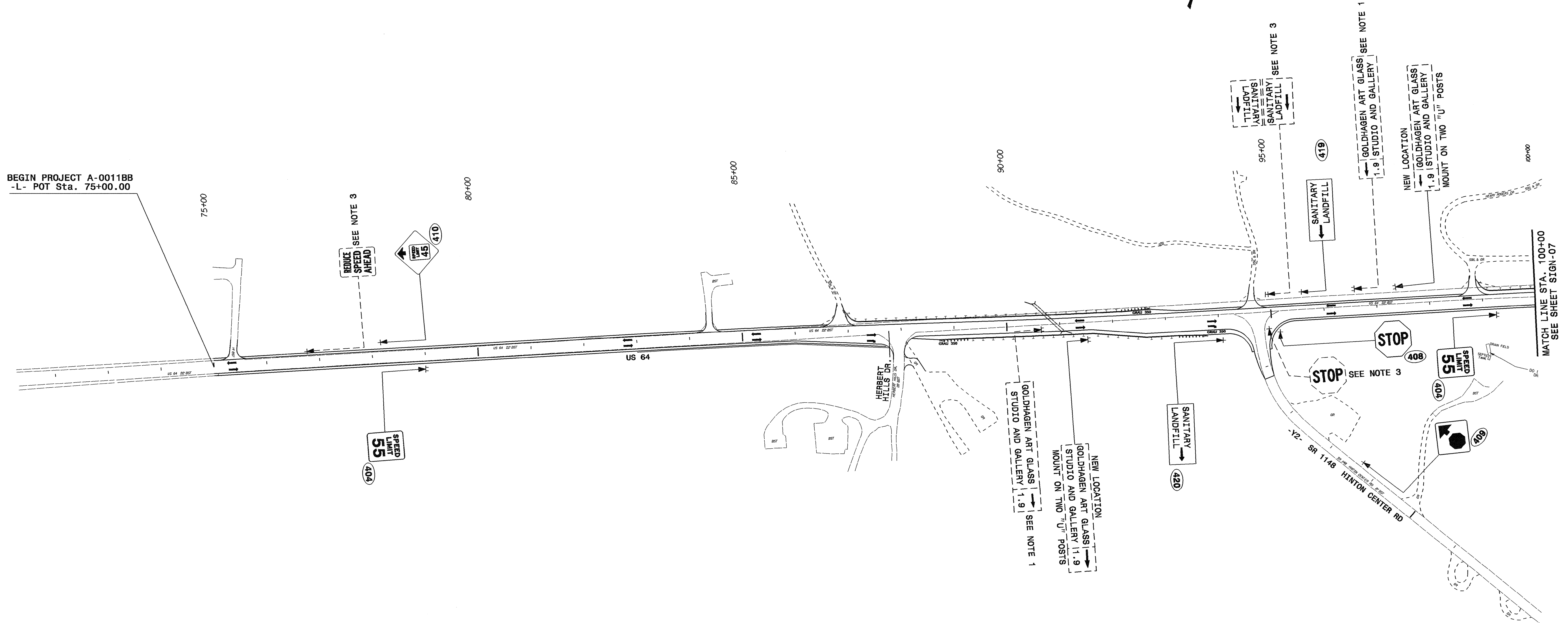
PT: JUL-2008 10:33
 P:\JTB\Projects\00011BB\Traffic\Signing\CADD\Quantities & CM_Signs\A-0011BB-Sign-Quantities.dgn
 wdbakduk

07-Jul-2008 10:32
 P:\p\p\001188\Traffic\Signing\CA00\Quantities & GM Signs\A-001188-Sgn-Quantities.dgn
 wdkaduk CAT EC221579

| | | | | | |
|---|---|---|--|--|--|
| <p>501</p> <p>502</p> <p>JCT 21" x 15"</p> <p>175 24" x 24"</p> <p>ONE "U" POSTS</p> | <p>507</p> <p>SOUTH 24" x 12"</p> <p>175 24" x 24"</p> <p> 21" x 15"</p> <p>ONE "U" POSTS</p> | <p>512</p> <p>END 24" x 12"</p> <p>175 24" x 24"</p> <p>WEST EAST 2- 24" x 12"</p> <p>64 64 2- 24" x 24"</p> <p> 2- 21" x 15"</p> <p>TWO "U" POSTS</p> | | | |
| <p>503</p> <p>SOUTH 24" x 12"</p> <p>175 24" x 24"</p> <p>ONE "U" POSTS</p> | <p>508</p> <p>JCT 21" x 15"</p> <p>64 24" x 24"</p> <p>ONE "U" POSTS</p> | | | | |
| <p>504</p> <p>SOUTH 24" x 12"</p> <p>175 24" x 24"</p> <p> 21" x 15"</p> <p>MOUNTED BELOW SIGN 301</p> | <p>509</p> <p>WEST 24" x 12"</p> <p>64 24" x 24"</p> <p>ONE "U" POSTS</p> | | | | |
| <p>505</p> <p>SOUTH 24" x 12"</p> <p>175 24" x 24"</p> <p> 21" x 15"</p> <p>MOUNTED BELOW SIGN 302</p> | <p>510</p> <p>EAST 24" x 12"</p> <p>64 24" x 24"</p> <p>ONE "U" POSTS</p> | | | | |
| <p>506</p> <p>SOUTH 24" x 12"</p> <p>175 24" x 24"</p> <p> 21" x 15"</p> <p>ONE "U" POSTS</p> | <p>511</p> <p>WEST EAST 2- 24" x 12"</p> <p>64 64 2- 24" x 24"</p> <p> 2- 21" x 15"</p> <p>MOUNTED BELOW SIGN 303</p> | | | | |

| | |
|--|----------------------|
| TIP NO. A-001188 | SHEET NO. SIGN-05 |
| APPROVED:  | |
| DATE: 7/7/08 | |
| SEAL | |
|  | |
| <p>TYPE "F" SIGNS</p> | |

| | |
|------------------------------|----------------------|
| TIP NO. A-0011BB | SHEET NO. SIGN-06 |
| APPROVED: <i>[Signature]</i> | |
| DATE: 7/7/08 | |
| SEAL | |
| | |

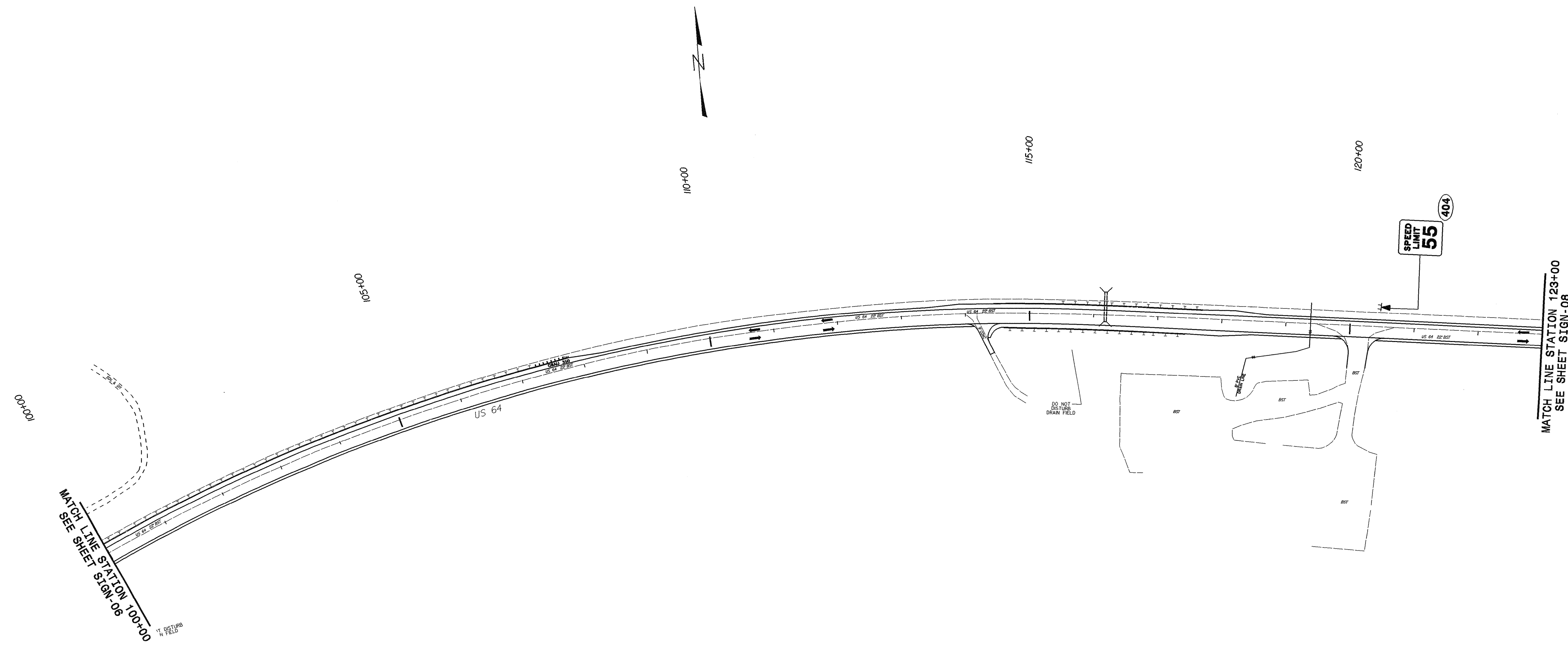


BEGIN PROJECT A-0011BB
-L- POT Sta. 75+00.00

07-JUL-2008 10:45
 P:\TIP\A-0011BB\Traffic\Signing\CA00\Signing Layout Plans\A-0011BB-Sheet Sign_06.dgn
 wdekduk


EXISTING AND PROPOSED SIGNS
 -L- STA. 75+00 TO 100+00
 US 64

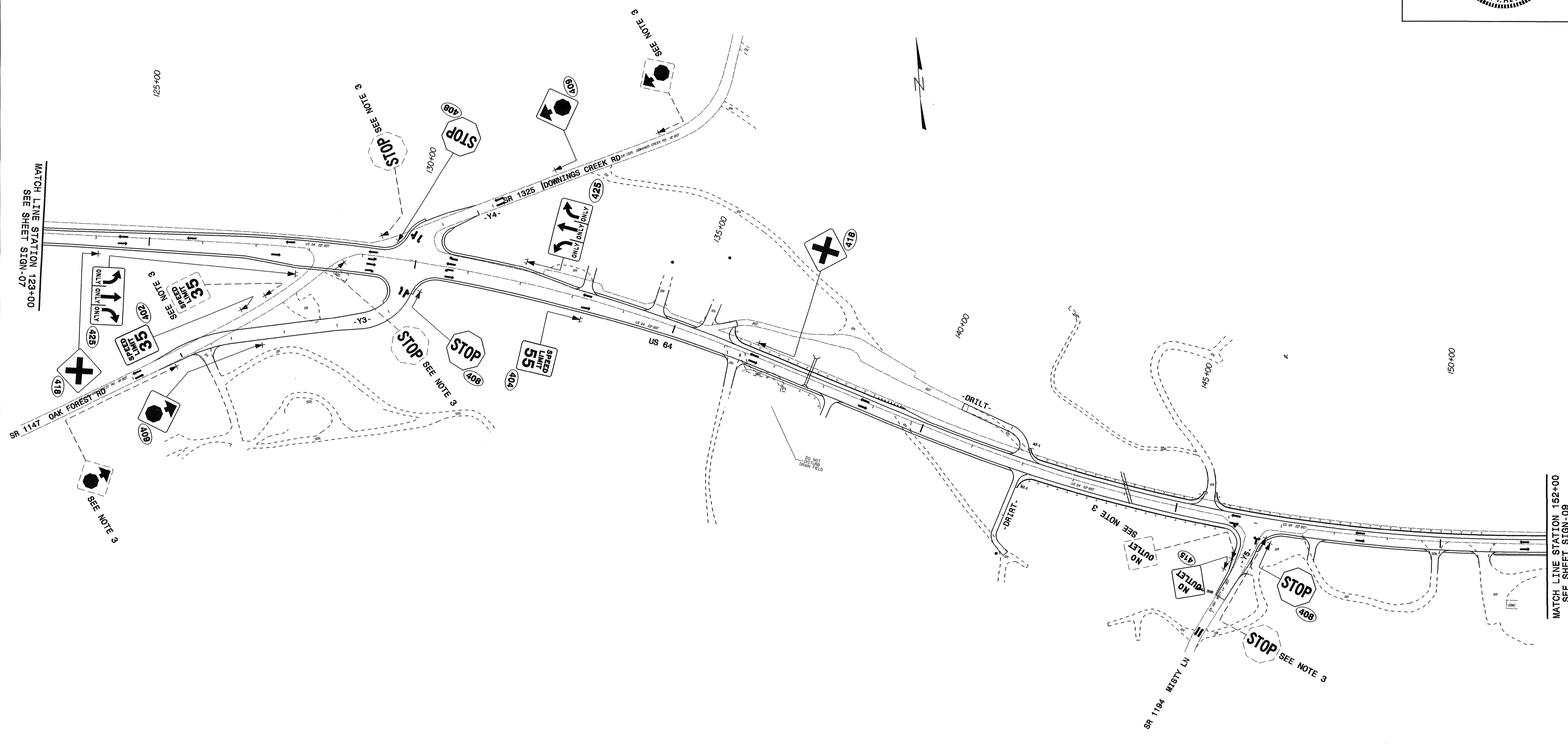
| | |
|------------------------------|----------------------|
| TIP NO. A-0011BB | SHEET NO. SIGN-07 |
| APPROVED: <i>[Signature]</i> | |
| DATE: 7/7/08 | |
| SEAL | |
| | |



07-JUL-2008 10:46
 P:\TIP\0101\0101\A0011BB\Traffic\Signing\CADD\Signing Layout Plans\A-0011BB_Sheet_Sign_07.dgn
 wdekduk AT TECC221679

EXISTING AND PROPOSED SIGNS
 -L- STA. 100+00 TO 123+00
 US 64

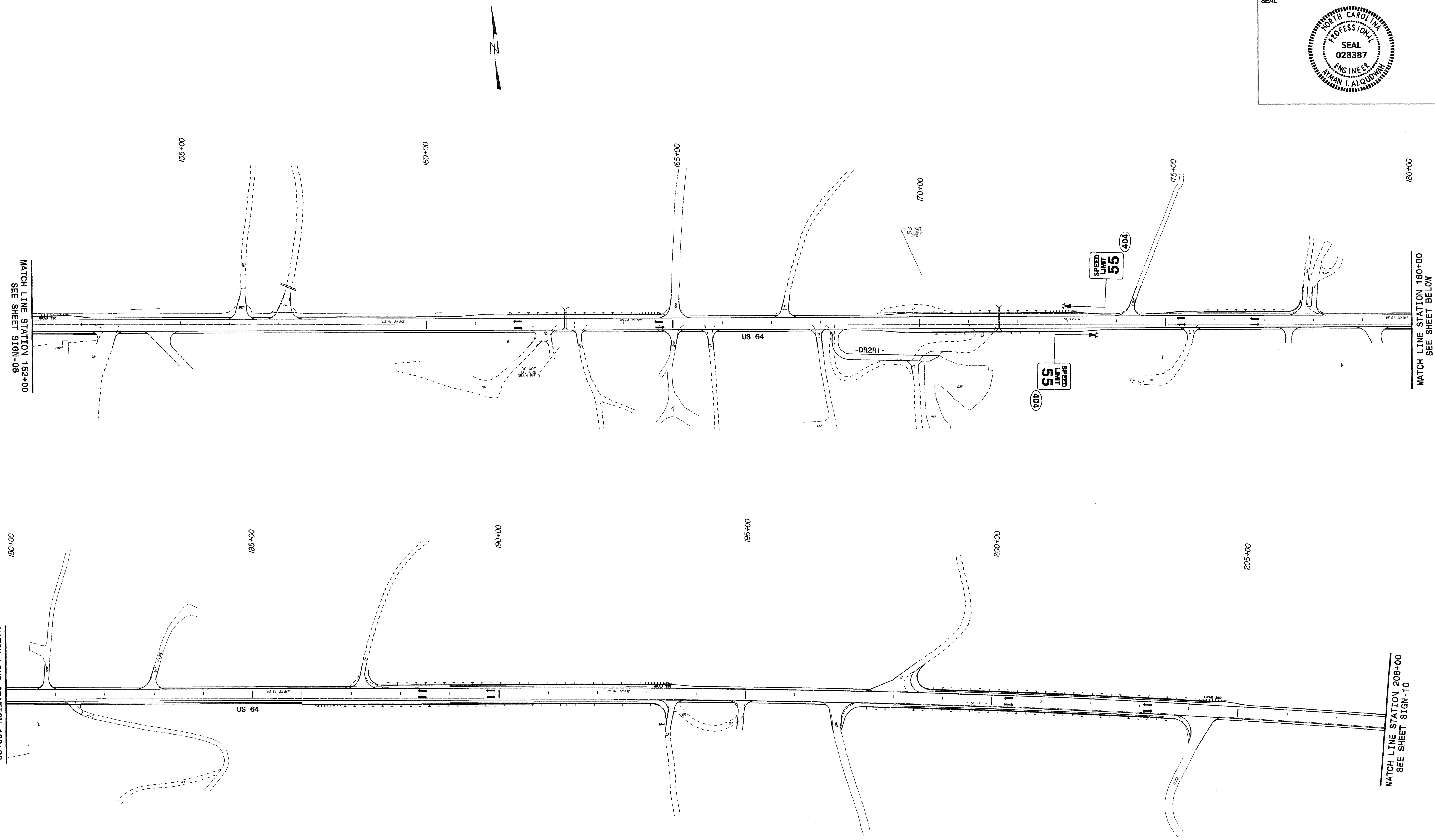
| | |
|---|----------------------|
| TIP NO. A-0011BB | SHEET NO. SIGN-08 |
| APPROVED: <i>[Signature]</i> | |
| DATE: 7/7/08 | |
| SEAL | |
|  | |



07-JUL-2008 10:48
 P:\TIP\0-0\egis-A\A0011BB\Traffic\Signing\CADD\Signing Layout Plans\A-0011BB-Sheet_Sign_08.dgn
 wdakduk AT EC221679

EXISTING AND PROPOSED SIGNS
 -L- STA. 123+00 TO 152+00
 US 64

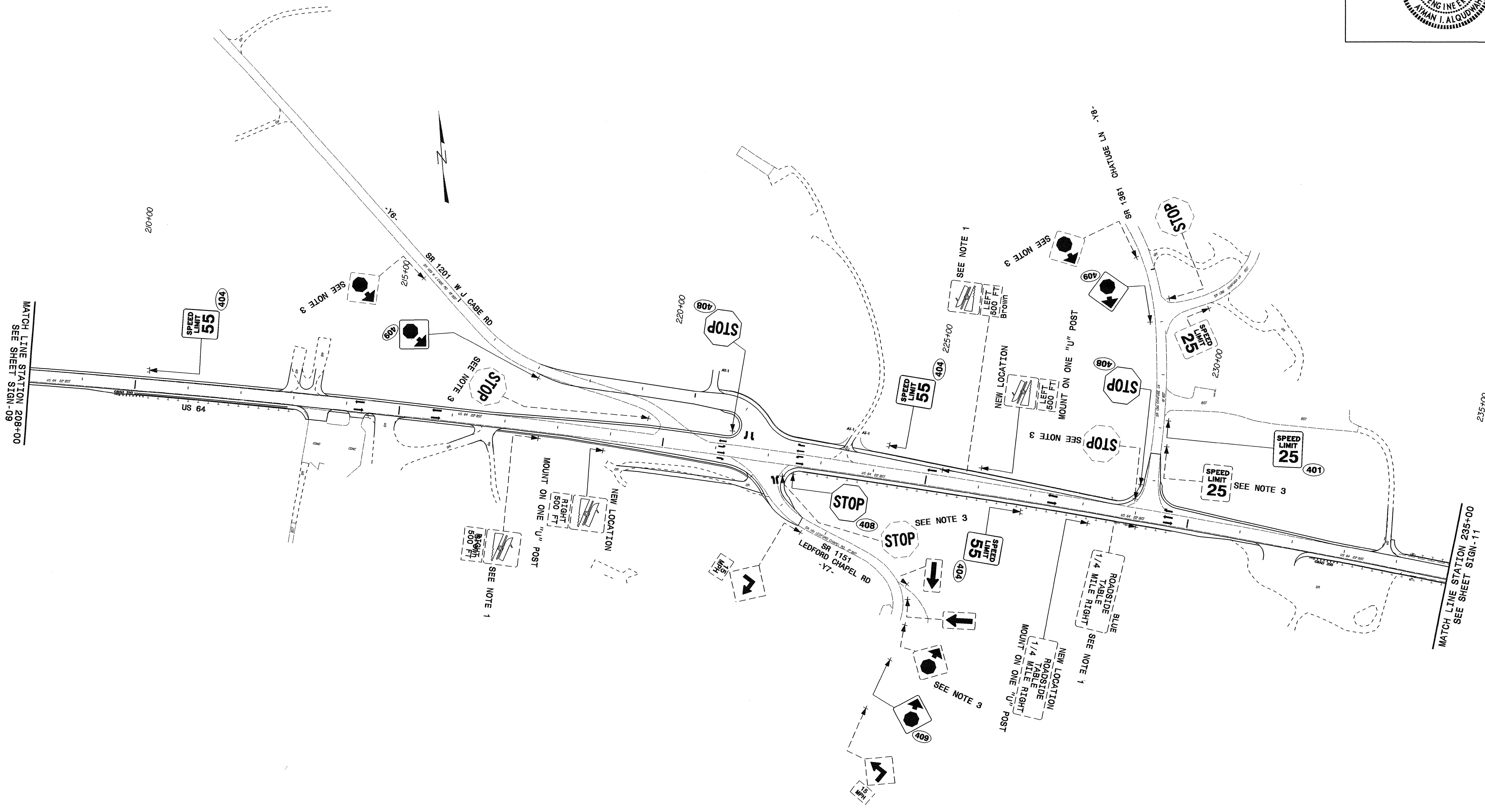
| | |
|------------------------------|----------------------|
| TIP NO. A-0011BB | SHEET NO. SIGN-09 |
| APPROVED: <i>[Signature]</i> | |
| DATE: 7/7/08 | |
| SEAL | |
| | |



07-JUL-2008 10:52
 P:\TIP-A\A0011BB\Traffic\Signing\Layout Plans\A-0011BB_Sheet_Sign_09.dgn
 wdekduk

EXISTING AND PROPOSED SIGNS
 -L- STA. 152+00 TO 208+00
 US 64

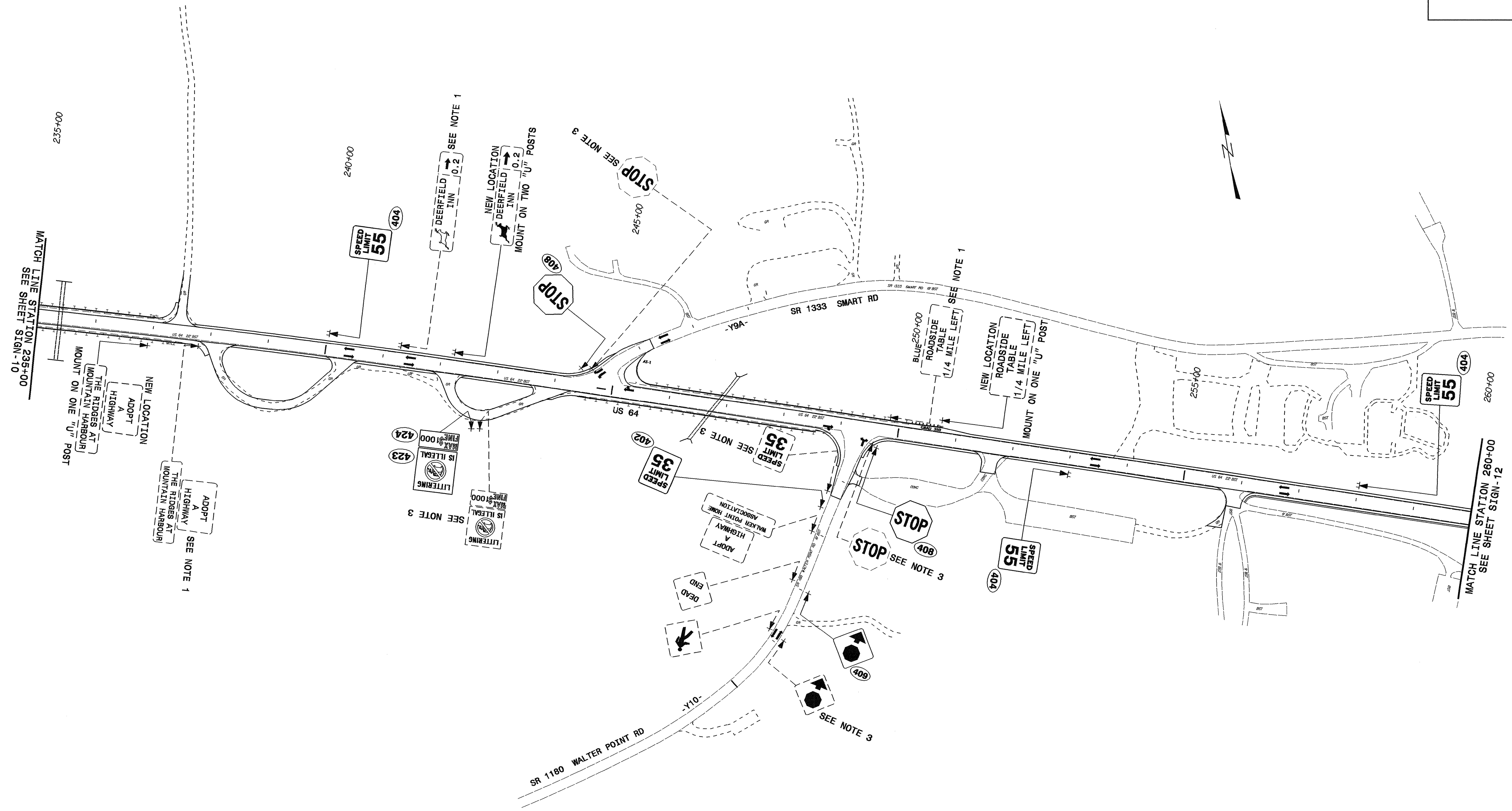
| | |
|------------------------------|----------------------|
| TIP NO. A-00118B | SHEET NO. SIGN-10 |
| APPROVED: <i>[Signature]</i> | |
| DATE: 7/7/08 | |
| SEAL | |
| | |



07-JUL-2008 10:453
 F:\HPP\Projects\A-00118B\Traffic\Signing\CADD\Signing\Layout Plans\A-00118B_Sheet_Sign_10.dgn
 wdekduk AT TECC221679

EXISTING AND PROPOSED SIGNS
 -L- STA. 208+00 TO 235+00
 US 64

| | |
|------------------------------|----------------------|
| TIP NO. A-0011BB | SHEET NO. SIGN-11 |
| APPROVED: <i>[Signature]</i> | |
| DATE: 7/7/08 | |
| SEAL | |
| | |

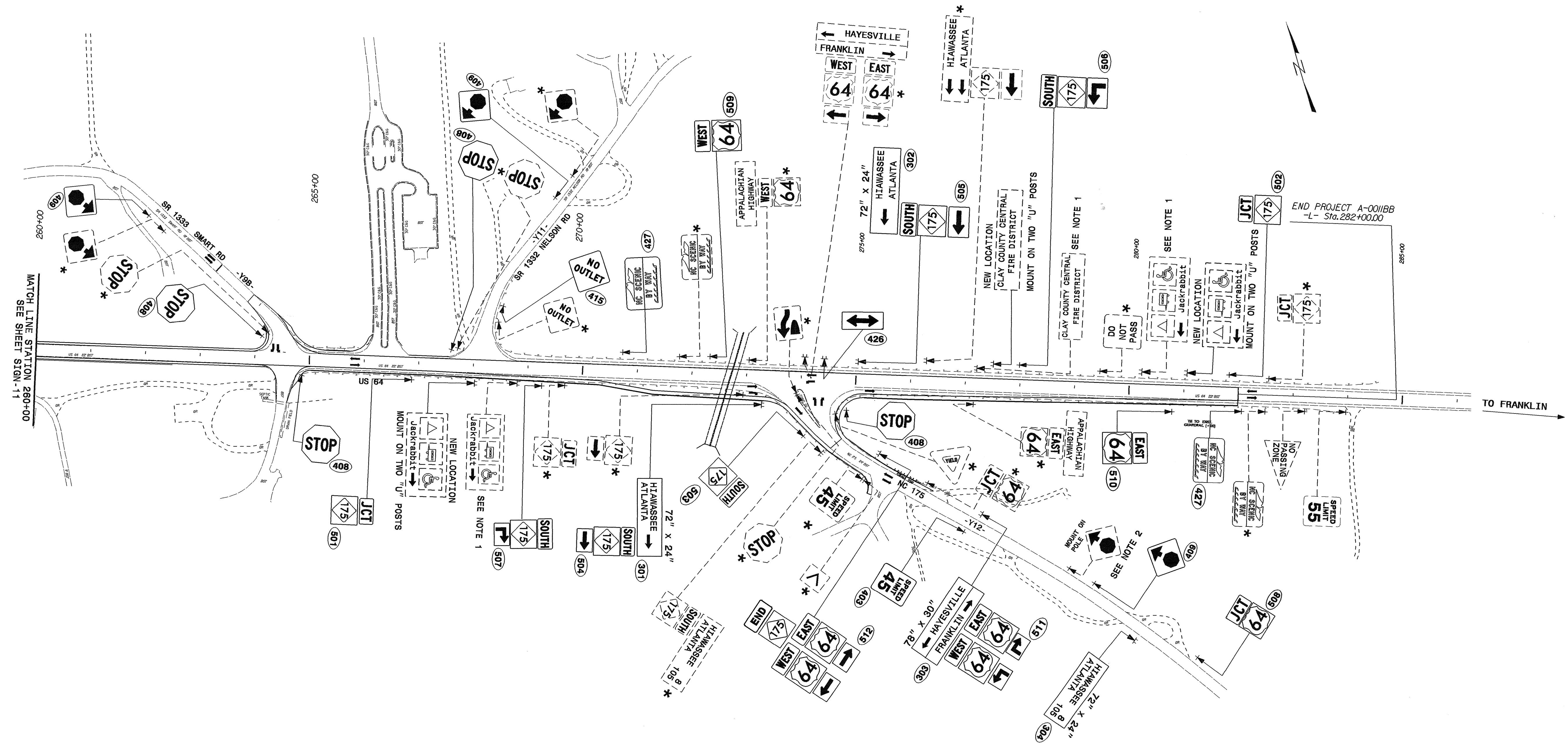



07-JUL-2008 10:55
 P:\TIP-0011BB\Traffic\Signing\CADD\Signing Layout Plans\A-0011BB-Sheet Sign 11.dgn
 wdekauk

EXISTING AND PROPOSED SIGNS
 -L- STA. 235+00 TO 260+00
 US 64

APPROVED: *[Signature]*

DATE: 7/7/08



* SEE NOTE 3

EXISTING AND PROPOSED SIGNS
-L- STA. 260+00 TO END OF PROJECT
US 64

07 Jul 2008 10:57 AM C:\Users\Aiman.L.Alqodwah\Documents\Projects\Traffic\Signing\CADD\Signing Layout Plans\A-0011BB_Sheet Sign 12.dgn
 Aiman.L.Alqodwah
 TEL: 252-216-7171