

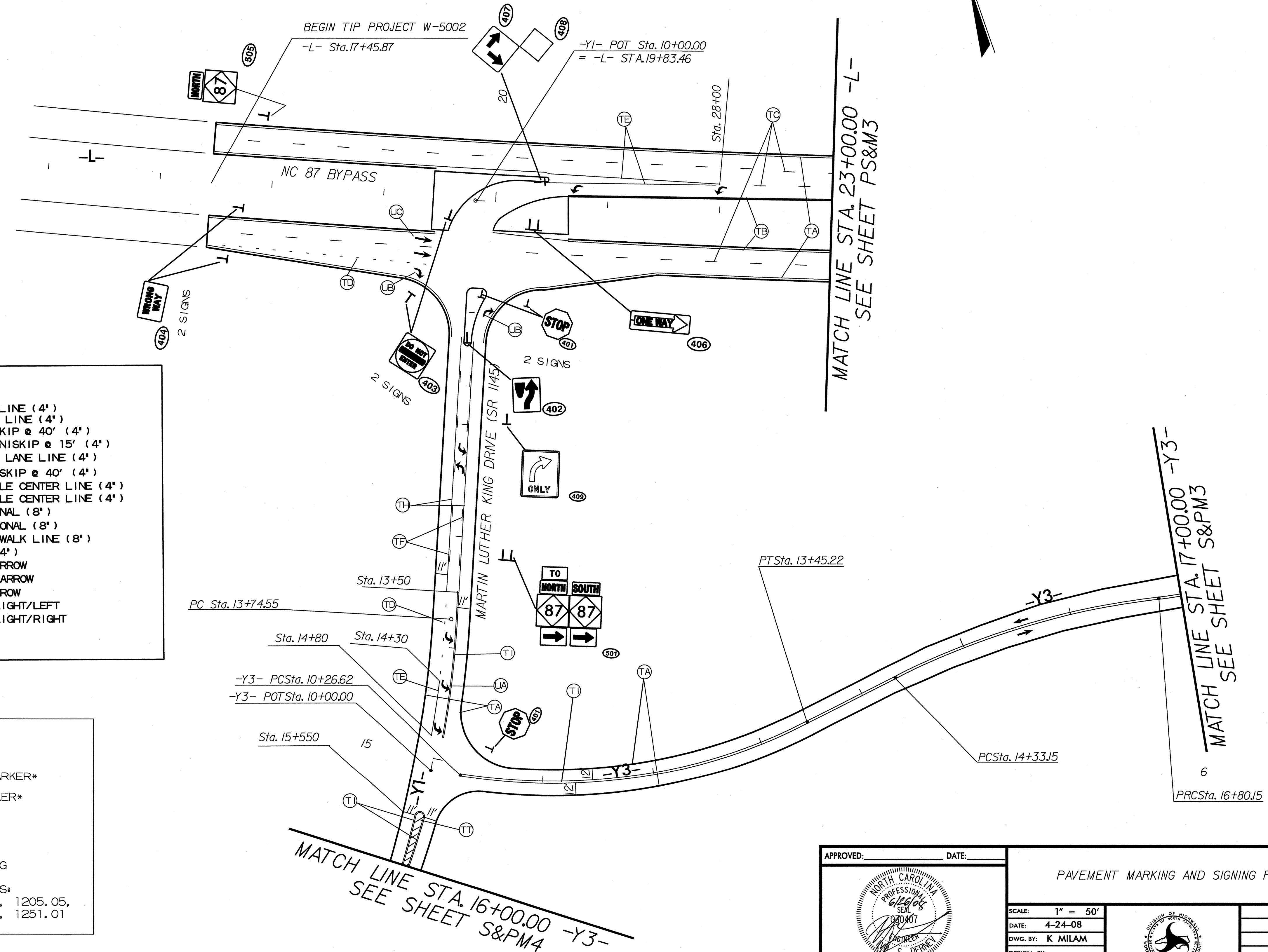
PAVEMENT MARKING SCHEDULE

<u>DESCRIPTION PAVEMENT MARKINGS</u>	<u>PAVEMENT MARKINGS</u>	<u>PAY ITEM QUANTITY</u>	<u>TOTAL QUANTITY</u>
	<u>THERMOPLASTIC (4", 90 MILS)</u>		
WHITE EDGELINE		14074 LF	
YELLOW EDGELINE		7014 LF	
		TOTAL	21088 LF
	<u>THERMOPLASTIC (4", 120 MILS)</u>		
2' WHITE MINI SKIP		230 LF	
10' WHITE SKIP		940 LF	
10' YELLOW SKIP		340 LF	
WHITE SOLID LANE LINE		1160 LF	
YELLOW SINGLE CENTER LINE		1370 LF	
YELLOW DOUBLE CENTER LINE		4548 LF	
		TOTAL	8588 LF
	<u>THERMOPLASTIC (8", 120 MILS)</u>		
YELLOW DIAGONAL		107 LF	
		TOTAL	107 LF
	<u>THERMOPLASTIC PAVING MARKING SYMBOLS (90 MILS)</u>		
LEFT TURN ARROW		22 EA	
RIGHT TURN ARROW		8 EA	
STRAIGHT ARROW		8 EA	
		TOTAL	38 EA
	<u>MARKERS</u>		
	<u>PERMANENT RAISED PAVEMENT MARKERS</u>		
CRYSTAL & RED		170 EA	
YELLOW & YELLOW		105 EA	
		TOTAL	275 EA

REVISIONS

8/17/99

6/26/2008
goprtr01\w5002_SIGN.PSH1.dgn
P:\Traffic & M
CARROLLS

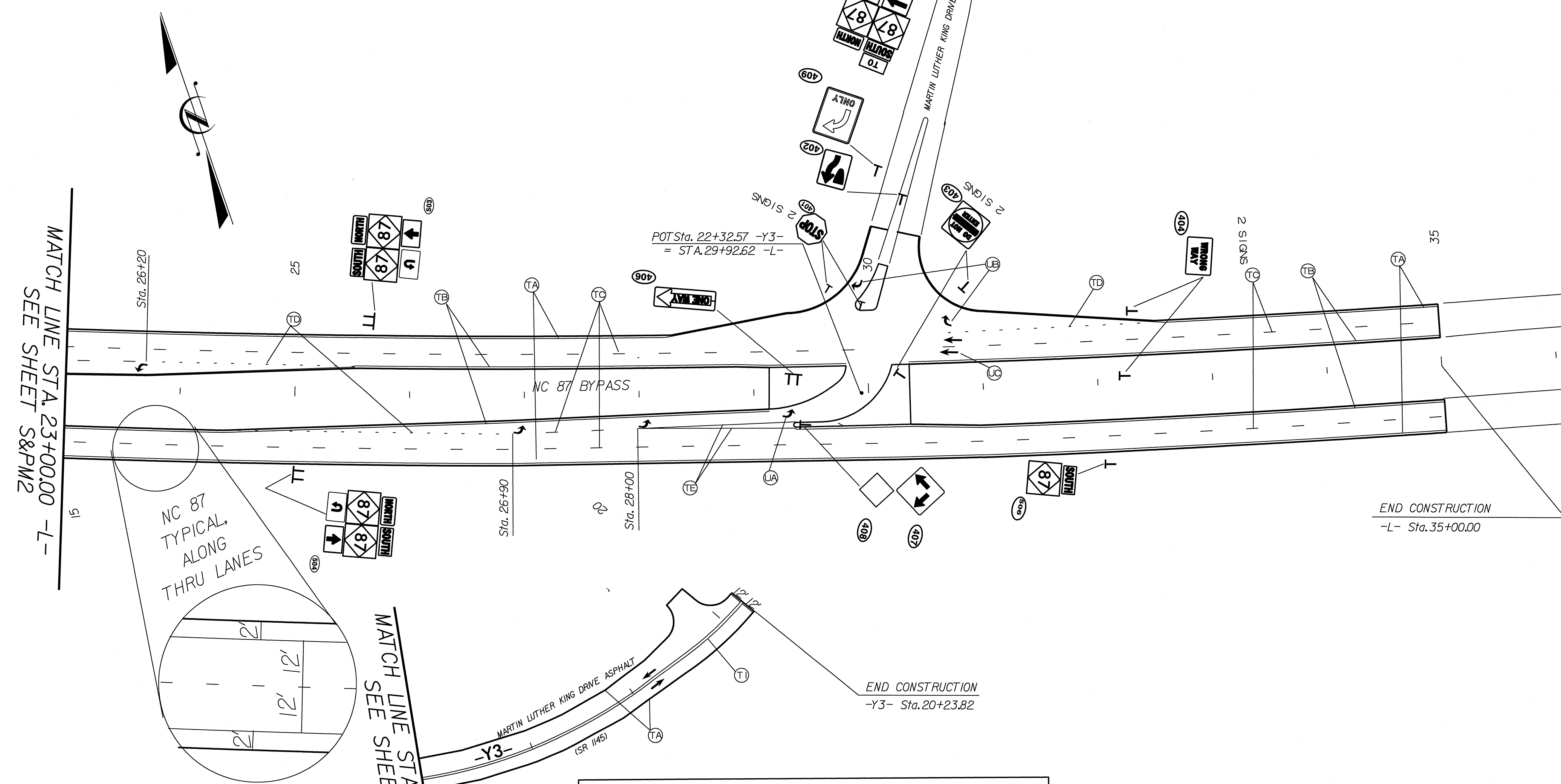


SYMBOL	PAY ITEM / DESCRIPTION
TA	THERMOPLASTIC - WHITE EDGE LINE (4')
TB	THERMOPLASTIC - YELLOW EDGE LINE (4')
TC	THERMOPLASTIC - 10' WHITE SKIP @ 40' (4')
TD	THERMOPLASTIC - 2' WHITE MINISKIP @ 15' (4')
TE	THERMOPLASTIC - WHITE SOLID LANE LINE (4')
TF	THERMOPLASTIC - 10' YELLOW SKIP @ 40' (4')
TH	THERMOPLASTIC - YELLOW SINGLE CENTER LINE (4')
TI	THERMOPLASTIC - YELLOW DOUBLE CENTER LINE (4')
TQ	THERMOPLASTIC - WHITE DIAGONAL (8')
TT	THERMOPLASTIC - YELLOW DIAGONAL (8')
TV	THERMOPLASTIC - WHITE CROSSWALK LINE (8')
T2	THERMOPLASTIC - STOP BAR (24')
UA	THERMOPLASTIC - LEFT TURN ARROW
UB	THERMOPLASTIC - RIGHT TURN ARROW
UC	THERMOPLASTIC - STRAIGHT ARROW
UD	THERMOPLASTIC - COMBO. STRAIGHT/LEFT
UE	THERMOPLASTIC - COMBO. STRAIGHT/RIGHT

PAVEMENT MARKINGS	
	CRYSTAL PAVEMENT MARKER*
	YELLOW/YELLOW PAVEMENT MARKER*
	CRYSTAL/RED PAVEMENT MARKER*
	PAVEMENT MARKING LINES*
	PAVEMENT MARKING SYMBOLS
* REFER TO NCDOT STANDARDS FOR PLACEMENT AND SPACING OF PAVEMENT MARKINGS AND MARKERS. SEE STD. DRAWINGS: 1205.01, 1205.02, 1205.04, 1205.05, 1205.08, 1205.09, 1250.01, 1251.01	

APPROVED: _____ DATE: _____	PAVEMENT MARKING AND SIGNING PLANS					
SCALE: 1" = 50'	DATE: 4-24-08	<table border="1"> <thead> <tr> <th>REVISIONS</th> </tr> </thead> <tbody> <tr><td> </td></tr> <tr><td> </td></tr> <tr><td> </td></tr> </tbody> </table>	REVISIONS			
REVISIONS						
DWG. BY: K MILAM	DESIGN BY: _____					
REVIEWED BY: _____	CADD FILE					

6/26/2008
 RE:\IT\GTFig_Contrrol\W5002_SIGN_PSH2.dgn
 ARCADIS G & M



PAVEMENT MARKINGS


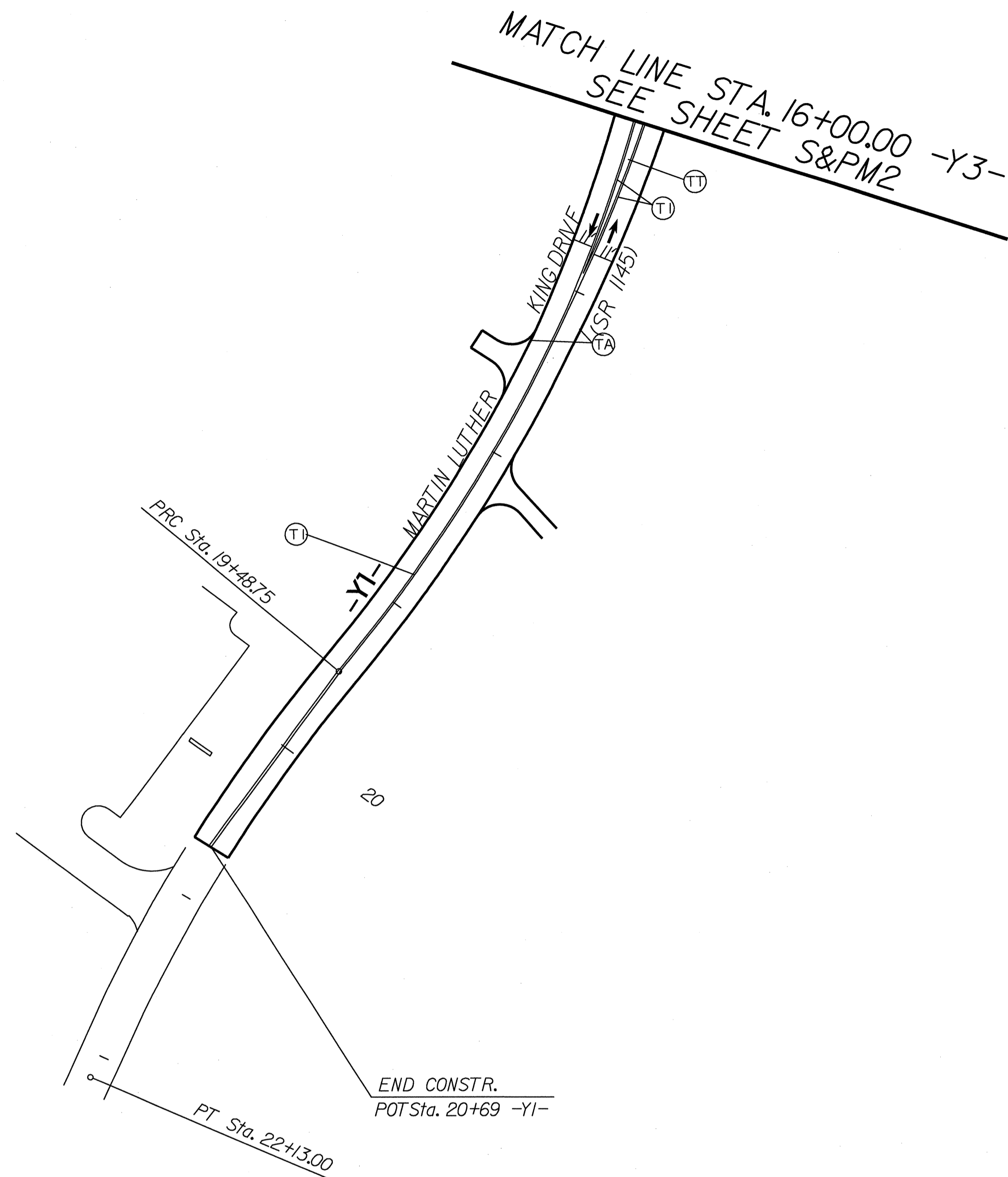
- CRYSTAL PAVEMENT MARKER*
- ◆ YELLOW/YELLOW PAVEMENT MARKER*
- CRYSTAL/RED PAVEMENT MARKER*
- PAVEMENT MARKING LINES*
- ↑ PAVEMENT MARKING SYMBOLS

* REFER TO NCDOT STANDARDS FOR PLACEMENT AND SPACING OF PAVEMENT MARKINGS AND MARKERS. SEE STD. DRAWINGS: 1205.01, 1205.02, 1205.04, 1205.05, 1205.08, 1205.09, 1250.01, 1251.01

SYMBOL	PAY ITEM / DESCRIPTION
TA	THERMOPLASTIC - WHITE EDGE LINE (4')
TB	THERMOPLASTIC - YELLOW EDGE LINE (4')
TC	THERMOPLASTIC - 10' WHITE SKIP @ 40' (4')
TD	THERMOPLASTIC - 2' WHITE MINISKIP @ 15' (4')
TE	THERMOPLASTIC - WHITE SOLID LANE LINE (4')
TF	THERMOPLASTIC - 10' YELLOW SKIP @ 40' (4')
TH	THERMOPLASTIC - YELLOW SINGLE CENTER LINE (4')
TI	THERMOPLASTIC - YELLOW DOUBLE CENTER LINE (4')
TQ	THERMOPLASTIC - WHITE DIAGONAL (8')
TT	THERMOPLASTIC - YELLOW DIAGONAL (8')
TV	THERMOPLASTIC - WHITE CROSSWALK LINE (8')
T2	THERMOPLASTIC - STOP BAR (24')
UA	THERMOPLASTIC - LEFT TURN ARROW
UB	THERMOPLASTIC - RIGHT TURN ARROW
UC	THERMOPLASTIC - STRAIGHT ARROW
UD	THERMOPLASTIC - COMBO. STRAIGHT/LEFT
UE	THERMOPLASTIC - COMBO. STRAIGHT/RIGHT

APPROVED: _____	DATE: _____	PAVEMENT MARKING AND SIGNING PLANS							
				SCALE: 1" = 50'	<table border="1"> <tr> <th colspan="2">REVISIONS</th> </tr> <tr> <td> </td> <td> </td> </tr> <tr> <td> </td> <td> </td> </tr> </table>	REVISIONS			
		REVISIONS							
DATE: 4-24-08		DWG. BY: K MILAM	<table border="1"> <tr> <td> </td> <td> </td> </tr> <tr> <td> </td> <td> </td> </tr> </table>						
DESIGN BY: _____		REVIEWED BY: _____	<table border="1"> <tr> <td> </td> <td> </td> </tr> </table>						

6/26/2008
 T:\PROJECTS\CONTR\W5002_SIGN_PSH3.dgn
 ARCADIS & M

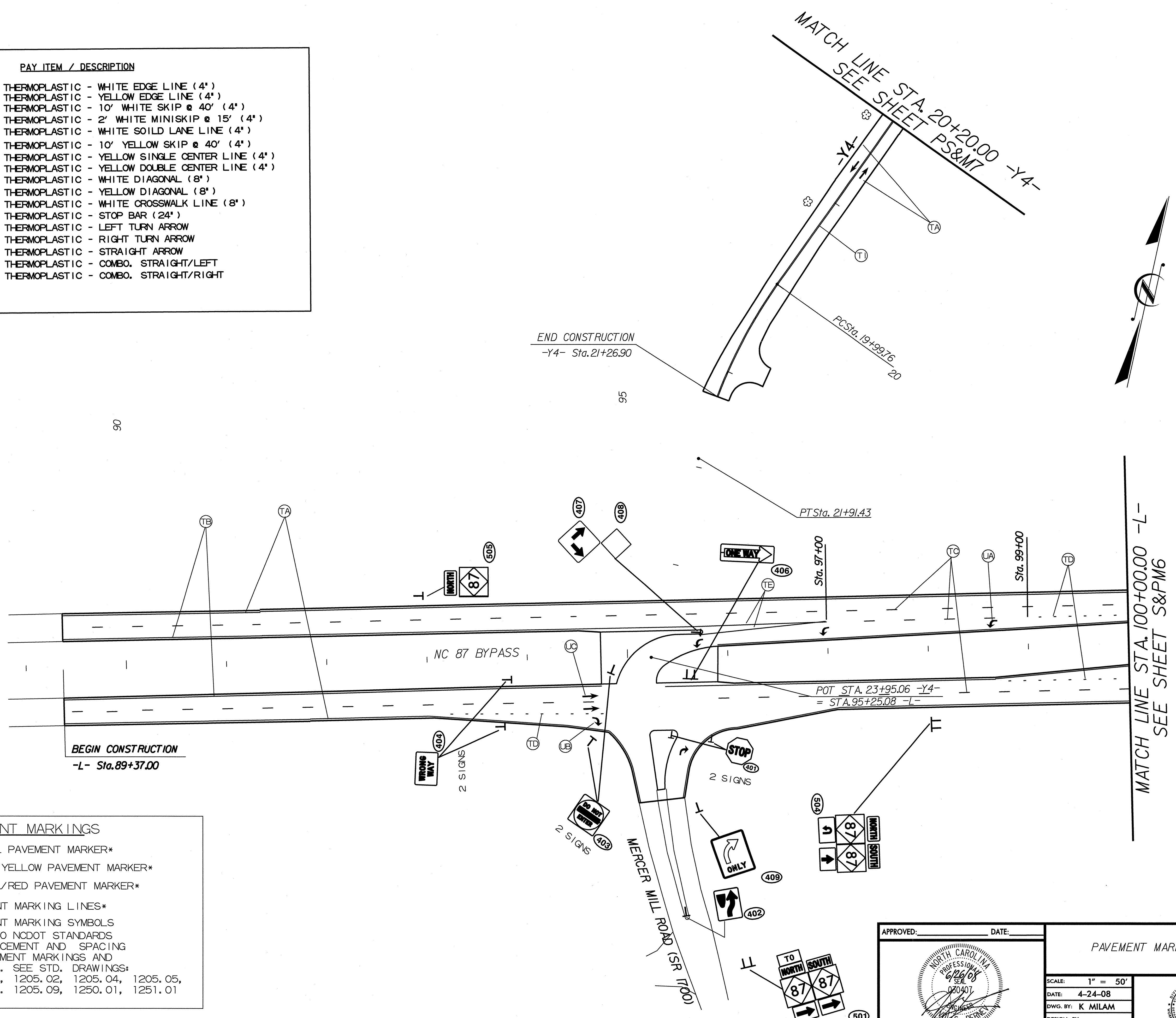


SYMBOL	PAY ITEM / DESCRIPTION
TA	THERMOPLASTIC - WHITE EDGE LINE (4')
TB	THERMOPLASTIC - YELLOW EDGE LINE (4')
TC	THERMOPLASTIC - 10' WHITE SKIP @ 40' (4')
TD	THERMOPLASTIC - 2' WHITE MINISKIP @ 15' (4')
TE	THERMOPLASTIC - WHITE SOLID LANE LINE (4')
TF	THERMOPLASTIC - 10' YELLOW SKIP @ 40' (4')
TH	THERMOPLASTIC - YELLOW SINGLE CENTER LINE (4')
TI	THERMOPLASTIC - YELLOW DOUBLE CENTER LINE (4')
TQ	THERMOPLASTIC - WHITE DIAGONAL (8')
TT	THERMOPLASTIC - YELLOW DIAGONAL (8')
TV	THERMOPLASTIC - WHITE CROSSWALK LINE (8')
T2	THERMOPLASTIC - STOP BAR (24')
UA	THERMOPLASTIC - LEFT TURN ARROW
UB	THERMOPLASTIC - RIGHT TURN ARROW
UC	THERMOPLASTIC - STRAIGHT ARROW
UD	THERMOPLASTIC - COMBO. STRAIGHT/LEFT
UE	THERMOPLASTIC - COMBO. STRAIGHT/RIGHT

PAVEMENT MARKINGS	
	CRYSTAL PAVEMENT MARKER*
	YELLOW/YELLOW PAVEMENT MARKER*
	CRYSTAL/RED PAVEMENT MARKER*
	PAVEMENT MARKING LINES*
	PAVEMENT MARKING SYMBOLS
*	REFER TO NCDOT STANDARDS FOR PLACEMENT AND SPACING OF PAVEMENT MARKINGS AND MARKERS. SEE STD. DRAWINGS: 1205.01, 1205.02, 1205.04, 1205.05, 1205.08, 1205.09, 1250.01, 1251.01

APPROVED: _____ DATE: _____	PAVEMENT MARKING AND SIGNING PLANS									
	SCALE: 1" = 50'									
	DATE: 4-24-08									
	DWG. BY: K MILAM									
	DESIGN BY: _____									
REVIEWED BY: _____		<table border="1"> <thead> <tr> <th colspan="2">REVISIONS</th> </tr> </thead> <tbody> <tr> <td> </td> <td> </td> </tr> <tr> <td> </td> <td> </td> </tr> <tr> <td> </td> <td> </td> </tr> </tbody> </table>	REVISIONS							
REVISIONS										

SYMBOL	PAY ITEM / DESCRIPTION
TA	THERMOPLASTIC - WHITE EDGE LINE (4')
TB	THERMOPLASTIC - YELLOW EDGE LINE (4')
TC	THERMOPLASTIC - 10' WHITE SKIP @ 40' (4')
TD	THERMOPLASTIC - 2' WHITE MINISKIP @ 15' (4')
TE	THERMOPLASTIC - WHITE SOLID LANE LINE (4')
TF	THERMOPLASTIC - 10' YELLOW SKIP @ 40' (4')
TH	THERMOPLASTIC - YELLOW SINGLE CENTER LINE (4')
TI	THERMOPLASTIC - YELLOW DOUBLE CENTER LINE (4')
TQ	THERMOPLASTIC - WHITE DIAGONAL (8')
TT	THERMOPLASTIC - YELLOW DIAGONAL (8')
TV	THERMOPLASTIC - WHITE CROSSWALK LINE (8')
T2	THERMOPLASTIC - STOP BAR (24')
UA	THERMOPLASTIC - LEFT TURN ARROW
UB	THERMOPLASTIC - RIGHT TURN ARROW
UC	THERMOPLASTIC - STRAIGHT ARROW
UD	THERMOPLASTIC - COMBO. STRAIGHT/LEFT
UE	THERMOPLASTIC - COMBO. STRAIGHT/RIGHT



PAVEMENT MARKINGS	
	CRYSTAL PAVEMENT MARKER*
	YELLOW/YELLOW PAVEMENT MARKER*
	CRYSTAL/RED PAVEMENT MARKER*
	PAVEMENT MARKING LINES*
	PAVEMENT MARKING SYMBOLS
* REFER TO NCDOT STANDARDS FOR PLACEMENT AND SPACING OF PAVEMENT MARKINGS AND MARKERS. SEE STD. DRAWINGS: 1205.01, 1205.02, 1205.04, 1205.05, 1205.08, 1205.09, 1250.01, 1251.01	

APPROVED: _____ DATE: _____	PAVEMENT MARKING AND SIGNING PLANS									
SCALE: 1" = 50'	DATE: 4-24-08	<table border="1"> <thead> <tr> <th colspan="2">REVISIONS</th> </tr> </thead> <tbody> <tr><td> </td><td> </td></tr> <tr><td> </td><td> </td></tr> <tr><td> </td><td> </td></tr> </tbody> </table>	REVISIONS							
REVISIONS										
DWG. BY: K MILAM	DESIGN BY: _____									
REVIEWED BY: _____	FILE									


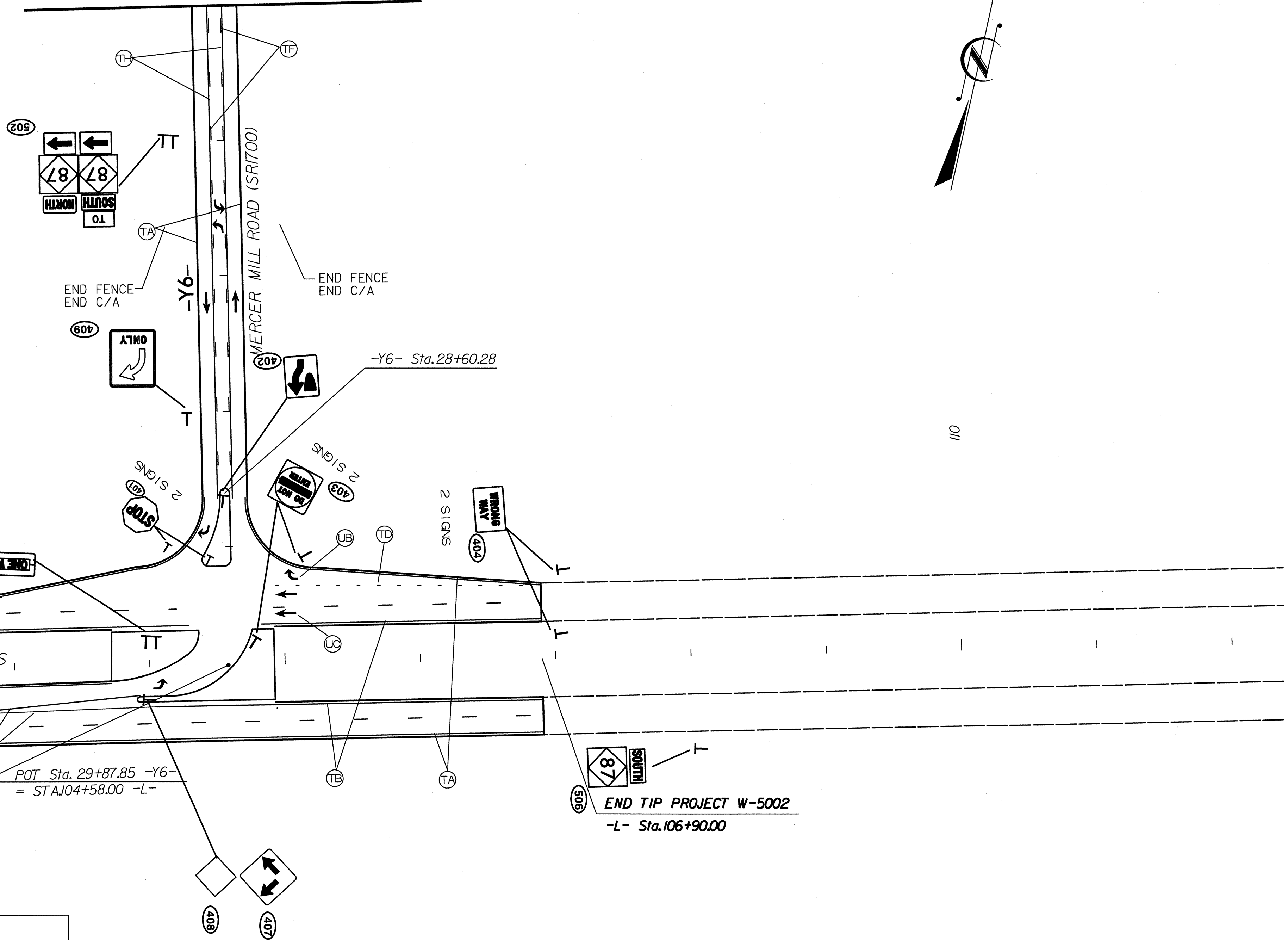
6/26/2008
 F:\NTG\TIC...control\w5002_SIGN_PSH5.dgn
 ARCADIS G & M

SYMBOL	PAY ITEM / DESCRIPTION
TA	THERMOPLASTIC - WHITE EDGE LINE (4')
TB	THERMOPLASTIC - YELLOW EDGE LINE (4')
TC	THERMOPLASTIC - 10' WHITE SKIP @ 40' (4')
TD	THERMOPLASTIC - 2' WHITE MINISKIP @ 15' (4')
TE	THERMOPLASTIC - WHITE SOLID LANE LINE (4')
TF	THERMOPLASTIC - 10' YELLOW SKIP @ 40' (4')
TH	THERMOPLASTIC - YELLOW SINGLE CENTER LINE (4')
TI	THERMOPLASTIC - YELLOW DOUBLE CENTER LINE (4')
TQ	THERMOPLASTIC - WHITE DIAGONAL (8')
TT	THERMOPLASTIC - YELLOW DIAGONAL (8')
TV	THERMOPLASTIC - WHITE CROSSWALK LINE (8')
T2	THERMOPLASTIC - STOP BAR (24')
UA	THERMOPLASTIC - LEFT TURN ARROW
UB	THERMOPLASTIC - RIGHT TURN ARROW
UC	THERMOPLASTIC - STRAIGHT ARROW
UD	THERMOPLASTIC - COMBO. STRAIGHT/LEFT
UE	THERMOPLASTIC - COMBO. STRAIGHT/RIGHT

MATCH LINE STA. 25+00.00 -Y6-
SEE SHEET PS&M7

MATCH LINE STA. 100+00.00 -L-
SEE SHEET S&PM5

PAVEMENT MARKINGS	
	CRYSTAL PAVEMENT MARKER*
	YELLOW/YELLOW PAVEMENT MARKER*
	CRYSTAL/RED PAVEMENT MARKER*
	PAVEMENT MARKING LINES*
	PAVEMENT MARKING SYMBOLS
REFER TO NCDOT STANDARDS FOR PLACEMENT AND SPACING OF PAVEMENT MARKINGS AND MARKERS. SEE STD. DRAWINGS: 1205.01, 1205.02, 1205.04, 1205.05, 1205.08, 1205.09, 1250.01, 1251.01	

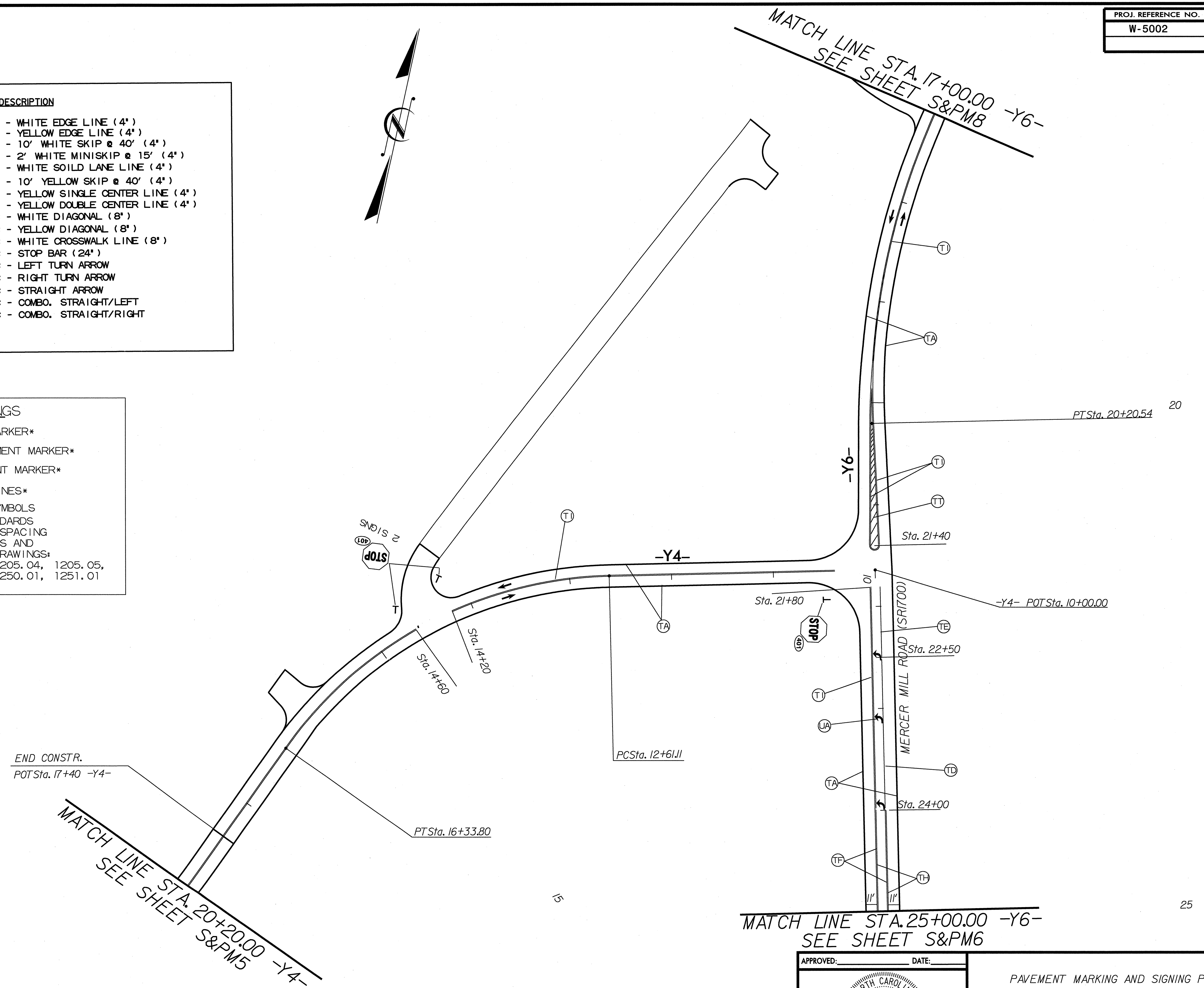



6/26/2008
ARCADIS G & M
control\w5002_SIGNL_PSH6.dgn

APPROVED:	DATE:	PAVEMENT MARKING AND SIGNING PLANS							
SCALE: 1" = 50'	DATE: 4-24-08								
DWG. BY: K MILAM	DESIGN BY:								
REVIEWED BY:									
		REVISIONS							
		<table border="1"> <tr> <td> </td> <td> </td> </tr> <tr> <td> </td> <td> </td> </tr> <tr> <td> </td> <td> </td> </tr> </table>							
		CARD FILE							

SYMBOL	PAY ITEM / DESCRIPTION
TA	THERMOPLASTIC - WHITE EDGE LINE (4')
TB	THERMOPLASTIC - YELLOW EDGE LINE (4')
TC	THERMOPLASTIC - 10' WHITE SKIP @ 40' (4')
TD	THERMOPLASTIC - 2' WHITE MINISKIP @ 15' (4')
TE	THERMOPLASTIC - WHITE SOLID LANE LINE (4')
TF	THERMOPLASTIC - 10' YELLOW SKIP @ 40' (4')
TH	THERMOPLASTIC - YELLOW SINGLE CENTER LINE (4')
TI	THERMOPLASTIC - YELLOW DOUBLE CENTER LINE (4')
TQ	THERMOPLASTIC - WHITE DIAGONAL (8')
TT	THERMOPLASTIC - YELLOW DIAGONAL (8')
TV	THERMOPLASTIC - WHITE CROSSWALK LINE (8')
T2	THERMOPLASTIC - STOP BAR (24')
UA	THERMOPLASTIC - LEFT TURN ARROW
UB	THERMOPLASTIC - RIGHT TURN ARROW
UC	THERMOPLASTIC - STRAIGHT ARROW
UD	THERMOPLASTIC - COMBO. STRAIGHT/LEFT
UE	THERMOPLASTIC - COMBO. STRAIGHT/RIGHT

PAVEMENT MARKINGS	
	CRYSTAL PAVEMENT MARKER*
	YELLOW/YELLOW PAVEMENT MARKER*
	CRYSTAL/RED PAVEMENT MARKER*
	PAVEMENT MARKING LINES*
	PAVEMENT MARKING SYMBOLS
* REFER TO NCDOT STANDARDS FOR PLACEMENT AND SPACING OF PAVEMENT MARKINGS AND MARKERS. SEE STD. DRAWINGS: 1205.01, 1205.02, 1205.04, 1205.05, 1205.08, 1205.09, 1250.01, 1251.01	




6/26/2008
 F:\IT\gfig\control\w5002_sign\PSH7.dgn
 ARCADIS G & M

APPROVED: _____ DATE: _____

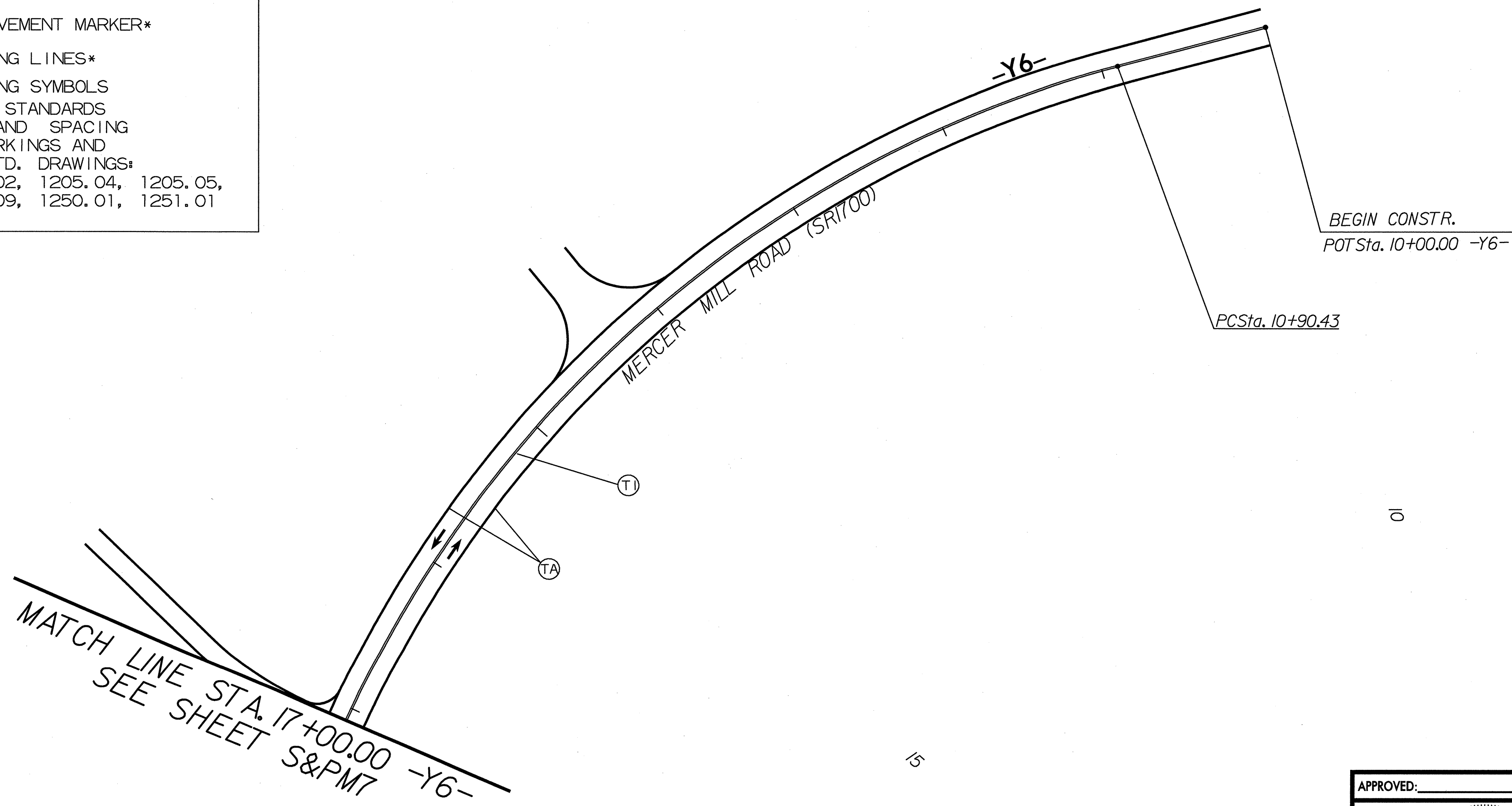
SEAL NOT VALID UNLESS SIGNED AND DATED

PAVEMENT MARKING AND SIGNING PLANS	
SCALE: 1" = 50'	REVISIONS
DATE: 4-24-08	
DWG. BY: K MILAM	
DESIGN BY:	
REVIEWED BY:	
	CADD FILE

SYMBOL	PAY ITEM / DESCRIPTION
TA	THERMOPLASTIC - WHITE EDGE LINE (4')
TB	THERMOPLASTIC - YELLOW EDGE LINE (4')
TC	THERMOPLASTIC - 10' WHITE SKIP @ 40' (4')
TD	THERMOPLASTIC - 2' WHITE MINISKIP @ 15' (4')
TE	THERMOPLASTIC - WHITE SOLID LANE LINE (4')
TF	THERMOPLASTIC - 10' YELLOW SKIP @ 40' (4')
TH	THERMOPLASTIC - YELLOW SINGLE CENTER LINE (4')
TI	THERMOPLASTIC - YELLOW DOUBLE CENTER LINE (4')
TQ	THERMOPLASTIC - WHITE DIAGONAL (8')
TT	THERMOPLASTIC - YELLOW DIAGONAL (8')
TV	THERMOPLASTIC - WHITE CROSSWALK LINE (8')
T2	THERMOPLASTIC - STOP BAR (24')
UA	THERMOPLASTIC - LEFT TURN ARROW
UB	THERMOPLASTIC - RIGHT TURN ARROW
UC	THERMOPLASTIC - STRAIGHT ARROW
UD	THERMOPLASTIC - COMBO. STRAIGHT/LEFT
UE	THERMOPLASTIC - COMBO. STRAIGHT/RIGHT




PAVEMENT MARKINGS	
	CRYSTAL PAVEMENT MARKER*
	YELLOW/YELLOW PAVEMENT MARKER*
	CRYSTAL/RED PAVEMENT MARKER*
	PAVEMENT MARKING LINES*
	PAVEMENT MARKING SYMBOLS
*	REFER TO NCDOT STANDARDS FOR PLACEMENT AND SPACING OF PAVEMENT MARKINGS AND MARKERS. SEE STD. DRAWINGS: 1205.01, 1205.02, 1205.04, 1205.05, 1205.08, 1205.09, 1250.01, 1251.01











APPROVED: _____ DATE: _____	PAVEMENT MARKING AND SIGNING PLANS	
SCALE: 1" = 50'		REVISIONS
DATE: 4-24-08		
DWG. BY: K MILAM		
DESIGN BY: _____		
REVIEWED BY: _____		CADD FILE


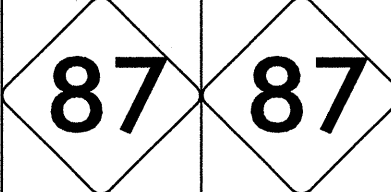
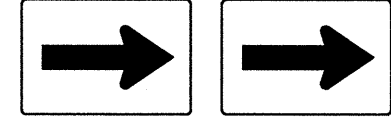


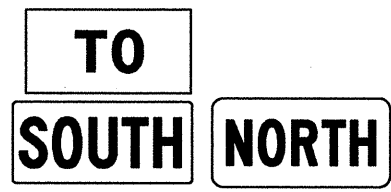
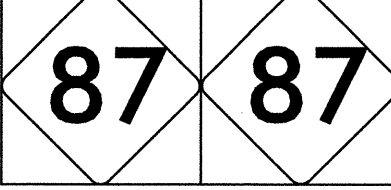
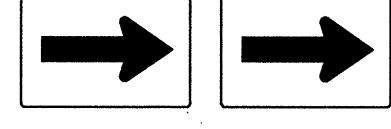



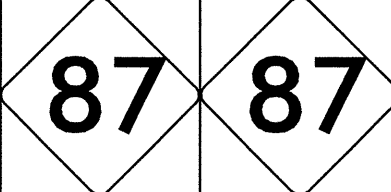
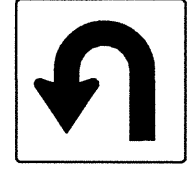


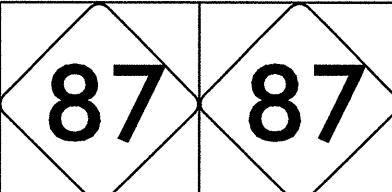


6/26/2008
 C:\p1\corttc\control\w5002_SIGN_PSH8.dgn
 ARCADIS G & M



TYPE "E" SIGNS

TYPE "F" SIGNS

<p>401 QUANTITY REQ'D <u>7</u></p>  <p>ONE "U" POST PER SIGN</p>	<p>406 QUANTITY REQ'D <u>4</u></p>  <p>TWO "U" POSTS PER SIGN</p>
<p>402 QUANTITY REQ'D <u>4</u></p>  <p>ONE "U" POST PER SIGN</p>	<p>407 QUANTITY REQ'D <u>4</u></p>  <p>ONE "U" POST PER SIGN</p>
<p>403 QUANTITY REQ'D <u>8</u></p>  <p>ONE "U" POST PER SIGN</p>	<p>408 QUANTITY REQ'D <u>4</u></p>  <p>MOUNT BELOW SIGN .407 IN 4 INSTALLATIONS</p>
<p>404 QUANTITY REQ'D <u>8</u></p>  <p>ONE "U" POST PER SIGN</p>	<p>409 QUANTITY REQ'D <u>4</u></p>  <p>ONE "U" POST PER SIGN</p>

<p>501 QUANTITY REQ'D <u>2</u></p>    <p>TWO "U" POST PER SIGN</p>	<p>505 QUANTITY REQ'D <u>2</u></p>   <p>ONE "U" POST PER SIGN</p>
<p>502 QUANTITY REQ'D <u>2</u></p>    <p>TWO "U" POSTS PER SIGN</p>	<p>506 QUANTITY REQ'D <u>2</u></p>   <p>ONE "U" POST PER SIGN</p>
<p>503 QUANTITY REQ'D <u>2</u></p>     <p>TWO "U" POSTS PER SIGN</p>	<p>SIGNING PLANS DO NOT INCLUDE TEMPORARY CONSTRUCTION SIGNING. SEE TRAFFIC CONTROL PLANS.</p> <p>WHEN NOT STATIONED OR DIMENSIONED ON PLANS, ALL "E" AND "F" SIGNS SHALL BE FIELD LOCATED BY THE ENGINEER.</p>
<p>504 QUANTITY REQ'D <u>2</u></p>     <p>TWO "U" POSTS PER SIGN</p>	

NOTE: THIS DRAWING IS DIMENSIONED IN INCHES UNLESS OTHERWISE DEPICTED WITHIN THE DRAWING.

NCDOT ROADWAY STANDARD DRAWINGS
APPLICABLE TO THESE SIGNING PLANS
901.50, 904.10, 904.50

8/17/99

REVISIONS

6/26/2008
gontrol\w5002_SIGN_PSH9.dgn
P. J. HARRIS, G. M.