

**STATE OF NORTH CAROLINA
DEPARTMENT OF TRANSPORTATION**

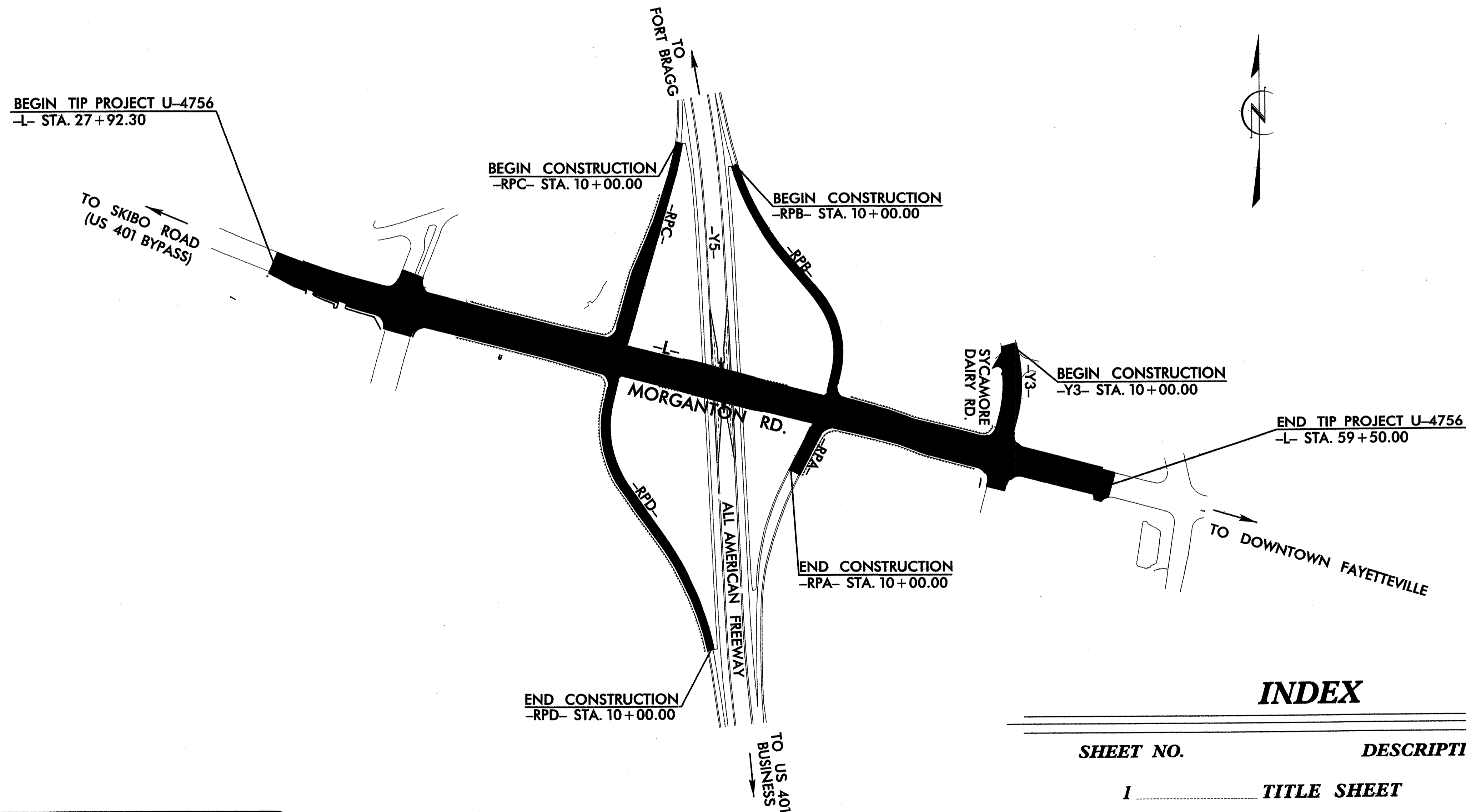
SIGNING PLANS

CUMBERLAND COUNTY

**LOCATION: SR 1404 (MORGANTON ROAD) FROM SYCAMORE DAIRY ROAD
TO GLENSFORD ROAD**

T.I.P.: U-4756

CONTRACT: C201461



INDEX


SHEET NO.	DESCRIPTION
1	TITLE SHEET
2	SUMMARY OF QUANTITIES
3	NOTES
4	SUPPORT INFORMATION
5	E and F SHEETS
6-11	SIGN ROADWAY SHEETS
12-13	SIGN DESIGNS

PLAN PREPARED FOR: N.C.D.O.T. SIGNING SECTION		SEAL
Ron King, PE	SIGNING ENGINEER	
Ayman I. Alqudwah, PE	SIGNING PROJECT ENGINEER	
Kelvin L. Jordan	SIGNING PROJECT DESIGN ENGINEER	
Stacey W. Johns	SIGNING DESIGN ENGINEER	
	SIGNING DESIGNER	

WilburSmith
 ASSOCIATES
 ENGINEERS
 PLANNERS
 ECONOMISTS
 421 Fayetteville Street
 Suite 1303
 Raleigh, North Carolina 27601
 phone: (919) 755-0583
 fax: (919) 832-8798



421 Fayetteville Street
Suite 1303
Raleigh, North Carolina 27601
phone: (919) 755-0583
fax: (919) 832-8798



SIGNS

SUMMARY OF QUANTITIES


ITEM NO.		ITEM DESCRIPTION	QUANTITY	UNIT	ITEM NO.		ITEM DESCRIPTION	QUANTITY	UNIT	ITEM NO.		ITEM DESCRIPTION	QUANTITY	UNIT
DESC. NO.	SECT. NO.				DESC. NO.	SECT. NO.				DESC. NO.	SECT. NO.			
0001000000	800	MOBILIZATION		L.S.	4129500000	906	RELOCATE SUPPORT, WOOD		EA.	4127000000	SP	LIGHTING FOR OVERHEAD SIGN ASSEMBLY AT STA *****		L.S.
4025000000	901	CONTRACTOR FURNISHED, TYPE A SIGN		S.F.	4138000000	907	DISPOSAL OF SUPPORT, STEEL BEAM	2	EA.	4127000000	SP	LIGHTING FOR OVERHEAD SIGN ASSEMBLY AT STA *****		L.S.
4025000000	901	CONTRACTOR FURNISHED, TYPE B SIGN	50	S.F.	4141000000	907	DISPOSAL OF SUPPORT, WOOD		EA.	4127000000	SP	LIGHTING FOR OVERHEAD SIGN ASSEMBLY AT STA *****		L.S.
4025000000	901	CONTRACTOR FURNISHED, TYPE D SIGN	75	S.F.	4143000000	907	DISPOSAL OF SUPPORT, OVERHEAD STRUCTURE		EA.	4127000000	SP	LIGHTING FOR OVERHEAD SIGN ASSEMBLY AT STA *****		L.S.
4025000000	901	CONTRACTOR FURNISHED, TYPE E SIGN	118	S.F.	4149000000	907	DISPOSAL OF SIGN SYSTEM, OVERHEAD		EA.	4127000000	SP	LIGHTING FOR OVERHEAD SIGN ASSEMBLY AT STA *****		L.S.
4025000000	901	CONTRACTOR FURNISHED, TYPE F SIGN	25	S.F.	4152000000	907	DISPOSAL OF SIGN SYSTEM, STEEL BEAM		EA.	4127000000	SP	LIGHTING FOR OVERHEAD SIGN ASSEMBLY AT STA *****		L.S.
4025000000	901	CONTRACTOR FURNISHED, OVERLAYS SIGN		S.F.	4155000000	907	DISPOSAL OF SIGN SYSTEM, U-CHANNEL	30	EA.	4127000000	SP	LIGHTING FOR OVERHEAD SIGN ASSEMBLY AT STA *****		L.S.
4025000000	901	CONTRACTOR FURNISHED, MILEMARKER SIGN		S.F.	4158000000	907	DISPOSAL OF SIGN SYSTEM, WOOD	3	EA.	4127000000	SP	LIGHTING FOR OVERHEAD SIGN ASSEMBLY AT STA *****		L.S.
4048000000	902	REINFORCED CONCRETE SIGN FOOTINGS	1	C.Y.	4192000000	907	DISPOSAL OF SUPPORT, U-CHANNEL	1	EA.	4127000000	SP	LIGHTING FOR OVERHEAD SIGN ASSEMBLY AT STA *****		L.S.
4054000000	902	PLAIN CONCRETE SIGN FOOTINGS		C.Y.	4234000000	907	DISPOSAL OF SIGN, A OR B (OVERHEAD)		EA.	4127000000	SP	LIGHTING FOR OVERHEAD SIGN ASSEMBLY AT STA *****		L.S.
4056000000	902	OVERHEAD FOOTING		EA.	4236000000	907	DISPOSAL OF SIGN, A OR B (GROUND MOUNTED)	2	EA.	4127000000	SP	LIGHTING FOR OVERHEAD SIGN ASSEMBLY AT STA *****		L.S.
4060000000	903	SUPPORTS, BREAKAWAY STEEL BEAM		LB.	4238000000	907	DISPOSAL OF SIGN, D, E OR F		EA.	4127500000	SP	LRS LIGHTING SYSTEM FOR OVERHEAD SIGN ASSEMBLY AT STA *****		L.S.
4066000000	903	SUPPORTS, SIMPLE STEEL BEAM	314	LB.	4238500000	907	DISPOSAL OF SIGN, MILEMARKERS		EA.	4127500000	SP	LRS LIGHTING SYSTEM FOR OVERHEAD SIGN ASSEMBLY AT STA *****		L.S.
4072000000	903	SUPPORTS, 3 LB STEEL U-CHANNEL	671	L.F.	4241000000	907	DISPOSAL OF SIGN, OVERLAY (OVERHEAD)		EA.	4127500000	SP	LRS LIGHTING SYSTEM FOR OVERHEAD SIGN ASSEMBLY AT STA *****		L.S.
4078000000	903	SUPPORTS, 2 LB STEEL U-CHANNEL		EA.	4242000000	907	DISPOSAL OF SIGN, OVERLAY (GROUND MOUNTED)		EA.	4127500000	SP	LRS LIGHTING SYSTEM FOR OVERHEAD SIGN ASSEMBLY AT STA *****		L.S.
4079000000	903	SUPPORTS, BARRIER (SMALL)		EA.	4251000000	907	DISPOSAL OF LIGHTING SYSTEM		EA.	4127500000	SP	LRS LIGHTING SYSTEM FOR OVERHEAD SIGN ASSEMBLY AT STA *****		L.S.
4080000000	903	SUPPORTS, BARRIER (LARGE)		EA.	4258000000	907	DISPOSAL OF LIGHTING FIXTURES		EA.	4127500000	SP	LRS LIGHTING SYSTEM FOR OVERHEAD SIGN ASSEMBLY AT STA *****		L.S.
4081000000	903	SUPPORTS, OVERHEAD STRUCTURE " "		L.S.	4263000000	907	DISPOSAL OF WALKWAY		EA.	4127500000	SP	LRS LIGHTING SYSTEM FOR OVERHEAD SIGN ASSEMBLY AT STA *****		L.S.
4081000000	903	SUPPORTS, OVERHEAD STRUCTURE " "		L.S.	4132000000	907	STOCKPILE SUPPORT, STEEL BEAM		EA.	4127500000	SP	LRS LIGHTING SYSTEM FOR OVERHEAD SIGN ASSEMBLY AT STA *****		L.S.
4082000000	903	SUPPORTS, WOOD		L.F.	4140000000	907	STOCKPILE SUPPORT, WOOD		EA.	4127500000	SP	LRS LIGHTING SYSTEM FOR OVERHEAD SIGN ASSEMBLY AT STA *****		L.S.
4109000000	904	SIGN ERECTION, TYPE A (OVERHEAD)		EA.	4142000000	907	STOCKPILE SUPPORT, OVERHEAD STRUCTURE		EA.	4127500000	SP	LRS LIGHTING SYSTEM FOR OVERHEAD SIGN ASSEMBLY AT STA *****		L.S.
4109000000	904	SIGN ERECTION, TYPE B (OVERHEAD)		EA.	4148000000	907	STOCKPILE SIGN SYSTEM, OVERHEAD		EA.	4127500000	SP	LRS LIGHTING SYSTEM FOR OVERHEAD SIGN ASSEMBLY AT STA *****		L.S.
4110000000	904	SIGN ERECTION, TYPE A (GROUND MOUNTED)		EA.	4151000000	907	STOCKPILE SIGN SYSTEM, STEEL BEAM		EA.	4127500000	SP	LRS LIGHTING SYSTEM FOR OVERHEAD SIGN ASSEMBLY AT STA *****		L.S.
4110000000	904	SIGN ERECTION, TYPE B (GROUND MOUNTED)	2	EA.	4154000000	907	STOCKPILE SIGN SYSTEM, U-CHANNEL		EA.	4127500000	SP	LRS LIGHTING SYSTEM FOR OVERHEAD SIGN ASSEMBLY AT STA *****		L.S.
4096000000	904	SIGN ERECTION, TYPE D	9	EA.	4157000000	907	STOCKPILE SIGN SYSTEM, WOOD		EA.	4127500000	SP	LRS LIGHTING SYSTEM FOR OVERHEAD SIGN ASSEMBLY AT STA *****		L.S.
4102000000	904	SIGN ERECTION, TYPE E	24	EA.	4186000000	907	STOCKPILE SUPPORT, U-CHANNEL		EA.	4127500000	SP	LRS LIGHTING SYSTEM FOR OVERHEAD SIGN ASSEMBLY AT STA *****		L.S.
4108000000	904	SIGN ERECTION, TYPE F	3	EA.	4228000000	907	STOCKPILE SIGN, A OR B (OVERHEAD)		EA.	4127500000	SP	LRS LIGHTING SYSTEM FOR OVERHEAD SIGN ASSEMBLY AT STA *****		L.S.
4114000000	904	SIGN ERECTION, MILEMARKERS		EA.	4235000000	907	STOCKPILE SIGN, A OR B (GROUND MOUNTED)		EA.	4127500000	SP	LRS LIGHTING SYSTEM FOR OVERHEAD SIGN ASSEMBLY AT STA *****		L.S.
4115000000	904	SIGN ERECTION, OVERLAY (OVERHEAD)		EA.	4237000000	907	STOCKPILE SIGN, D, E OR F		EA.	4127500000	SP	LRS LIGHTING SYSTEM FOR OVERHEAD SIGN ASSEMBLY AT STA *****		L.S.
4116000000	904	SIGN ERECTION, OVERLAY (GROUND MOUNTED)		EA.	4237500000	907	STOCKPILE SIGN, MILEMARKERS		EA.	4128000000	SP	STATIC LIGHTING SYSTEM FOR OVERHEAD SIGN ASSEMBLY AT STA *****		L.S.
4116200000	904	SIGN ERECTION, REPOSITION OVERHEAD		EA.	4250000000	907	STOCKPILE LIGHTING SYSTEM		EA.	4355000000	SP	INTEGRATION INTO EXISTING DMS SYSTEM		L.S.
4116300000	904	SIGN ERECTION, LOGO TO PANEL		EA.	4252000000	907	STOCKPILE LIGHTING FIXTURES		EA.	4355100000	SP	DYNAMIC MESSAGE SIGN SYSTEM "DMS-***"		L.S.
4116400000	904	SIGN ERECTION, LOGO TRAILBLAZER		EA.	4262000000	907	STOCKPILE WALKWAY		EA.	4355100000	SP	DYNAMIC MESSAGE SIGN SYSTEM "DMS-***"		L.S.
4116500000	904	SIGN ERECTION, WALKWAY		L.F.	4277000000	908	TEMPORARY SIGN, TYPE A		S.F.	4355200000	SP	DMS SYSTEM SERVER COMPUTER		EA.
4126000000	905	SIGN LIGHTING SYSTEM " "		L.S.	4277000000	908	TEMPORARY SIGN, TYPE B		S.F.	4355210000	SP	DMS SYSTEM CLIENT COMPUTER		EA.
4126000000	905	SIGN LIGHTING SYSTEM " "		L.S.	4277000000	908	TEMPORARY SIGN, TYPE D		S.F.	4355220000	SP	DMS SYSTEM LAPTOP COMPUTER		EA.
4126000000	905	SIGN LIGHTING SYSTEM " "		L.S.	4277000000	908	TEMPORARY SIGN, TYPE E		S.F.	4355230000	SP	DMS SYSTEM CONTROL SOFTWARE		EA.
4126000000	905	SIGN LIGHTING SYSTEM " "		L.S.	4277000000	908	TEMPORARY SIGN, TYPE F		S.F.	4355300000	SP	DYNAMIC MESSAGE SIGN MAINTENANCE TRAINING		EA.
4126000000	905	SIGN LIGHTING SYSTEM " "		L.S.	4278000000	908	TEMPORARY RELOCATE SIGN, TYPE A		EA.	4355310000	SP	DYNAMIC MESSAGE SIGN SYSTEM DESIGN APPROVAL TESTS		EA.
4129000000	906	RELOCATE SIGN, TYPE A (OVERHEAD)		EA.	4278000000	908	TEMPORARY RELOCATE SIGN, TYPE B		EA.	4355320000	SP	DYNAMIC MESSAGE SIGN SYSTEM OPERATIONAL FACTORY TESTS		L.S.
4129000000	906	RELOCATE SIGN, TYPE B (OVERHEAD)		EA.	4278000000	908	TEMPORARY RELOCATE SIGN, TYPE D		EA.	4355330000	SP	DYNAMIC MESSAGE SIGN SYSTEM OPERATIONAL FIELD TESTS		L.S.
4129000000	906	RELOCATE SIGN, TYPE A (GROUND MOUNTED)		EA.	4278000000	908	TEMPORARY RELOCATE SIGN, TYPE E		EA.	4355340000	SP	DYNAMIC MESSAGE SIGN BENCH TEST UNIT		EA.
4129000000	906	RELOCATE SIGN, TYPE B (GROUND MOUNTED)	1	EA.	4278000000	908	TEMPORARY RELOCATE SIGN, TYPE F		EA.	4355350000	SP	DYNAMIC MESSAGE SIGN SYSTEM NTCIP TESTS		EA.
4129000000	906	RELOCATE SIGN, TYPE D		EA.	4279000000	908	TEMPORARY RELOCATE SIGN SUPPORT, STEEL BEAM		EA.	S	SP	OVERHEAD FOOTINGS		C.Y.
4129000000	906	RELOCATE SIGN, TYPE E	1	EA.	4280000000	908	TEMPORARY RELOCATE SIGN SUPPORT, WOOD		EA.	S	SP	SUPPORTS, OVERHEAD STRUCTURE " "		L.S.
4129000000	906	RELOCATE SIGN, TYPE F		EA.	4285000000	908	TEMPORARY SIGN COVERS		EA.					
4129000000	906	RELOCATE SIGN, MILEMARKERS		EA.	4082200000	SP	OVERHEAD SIGN ASSEMBLY AT STA *****		L.S.					
4129200000	906	RELOCATE SUPPORT, OVERHEAD SIGN SYSTEM		EA.	4083200000	SP	OVERHEAD DYNAMIC MESSAGE SIGN ASSEMBLY "DMS-***"		L.S.					
4129300000	906	RELOCATE SUPPORT, STEEL BEAM		EA.	4083200000	SP	OVERHEAD DYNAMIC MESSAGE SIGN ASSEMBLY "DMS-***"		L.S.					
4129400000	906	RELOCATE LIGHTING SYSTEM		EA.	4127000000	SP	LIGHTING FOR OVERHEAD SIGN ASSEMBLY AT STA *****		L.S.					
					4127000000	SP	LIGHTING FOR OVERHEAD SIGN ASSEMBLY AT STA *****		L.S.					

ROADWAY STANDARD DRAWINGS
APPLICABLE TO THESE SIGNING PLANS

- 901.20
- 901.50
- 901.70
- 901.80
- 903.10
- 904.10
- 904.50



421 Fayetteville Street
 Suite 1303
 Raleigh, North Carolina 27601
 phone: (919) 755-0583
 fax: (919) 832-8798




Pay Item Notes:	
1	RELOCATE SIGN, TYPE B (GROUND MOUNTED)
2	DISPOSAL OF SUPPORT, STEEL BEAM
3	DISPOSAL OF SIGN SYSTEM, U-CHANNEL
4	DISPOSAL OF SIGN SYSTEM, WOOD
5	DISPOSAL OF SIGN, A OR B (GROUND MOUNTED)
6	RELOCATE SIGN, TYPE E
7	DISPOSAL OF SUPPORT, U-CHANNEL

General Notes:

- . SIGNS FURNISHED BY STATE
- . ALL TYPE 'D' SIGNS SHALL BE MOUNTED ON TWO U-CHANNEL POSTS UNLESS OTHERWISE INDICATED ON THE PLANS.
- . IF REMOVAL OR RELOCATION OF SIGNS ON PRIVATE STREET (NON-STATE MAINTAINED) IS REQUIRED DUE TO CONSTRUCTION, THE CONTRACTOR SHALL INFORM THE ENGINEER. THE WORK WILL BE COMPLETED BY OTHERS.
- . SIGNING PLANS DO NOT INCLUDE TEMPORARY CONSTRUCTION SIGNING OR PAVEMENT MARKINGS. SEE TRAFFIC CONTROL PLANS.
- . WHEN NOT STATIONED OR DIMENSIONED ON PLANS, ALL 'E' AND 'F' SIGNS SHALL BE FIELD LOCATED BY THE ENGINEER
- . WHEN EXISTING SIGNS ARE REMOVED AND INSTALLED ON NEW SUPPORTS, THE RE-ERECTION SHALL IMMEDIATELY FOLLOW THE REMOVAL.
- . THE BACKGROUND FOR TYPE E & F SIGNS SHALL BE TYPE III REFLECTIVE SHEETING.



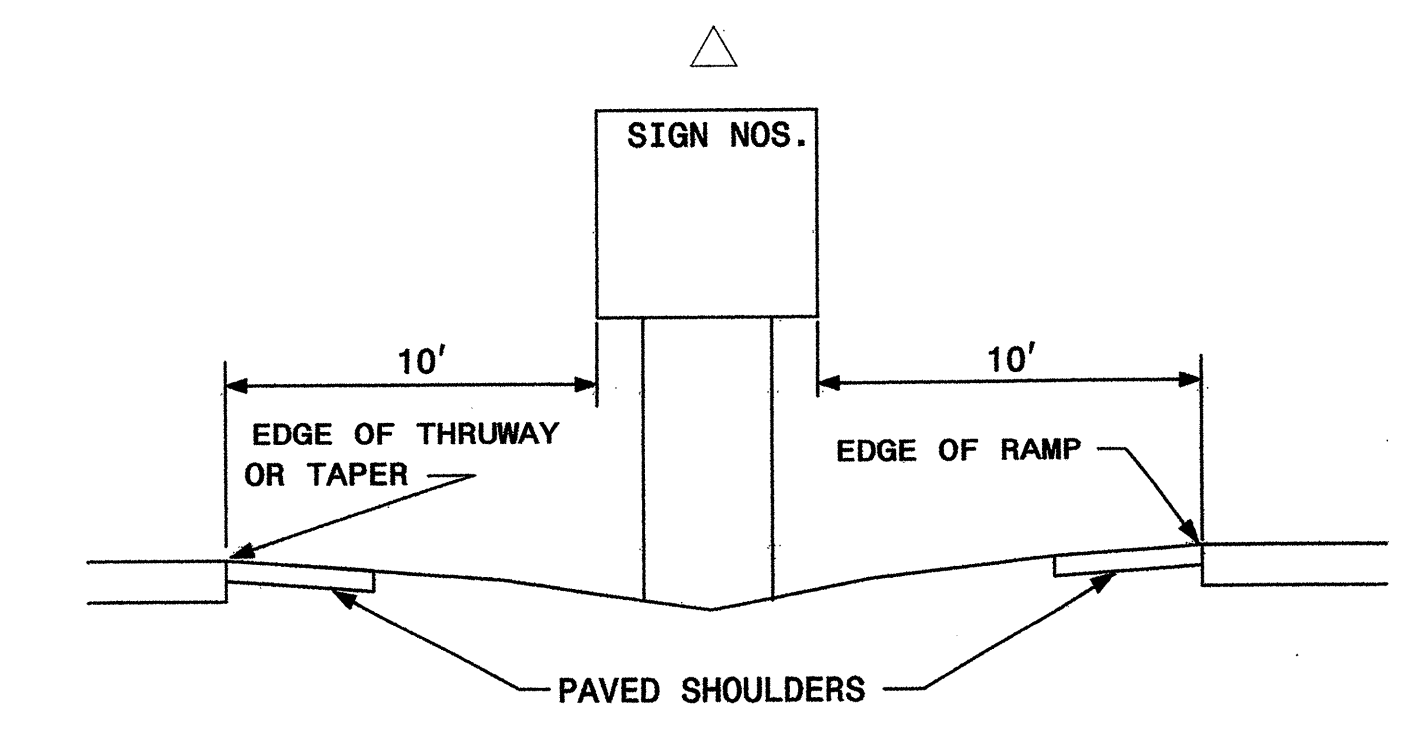
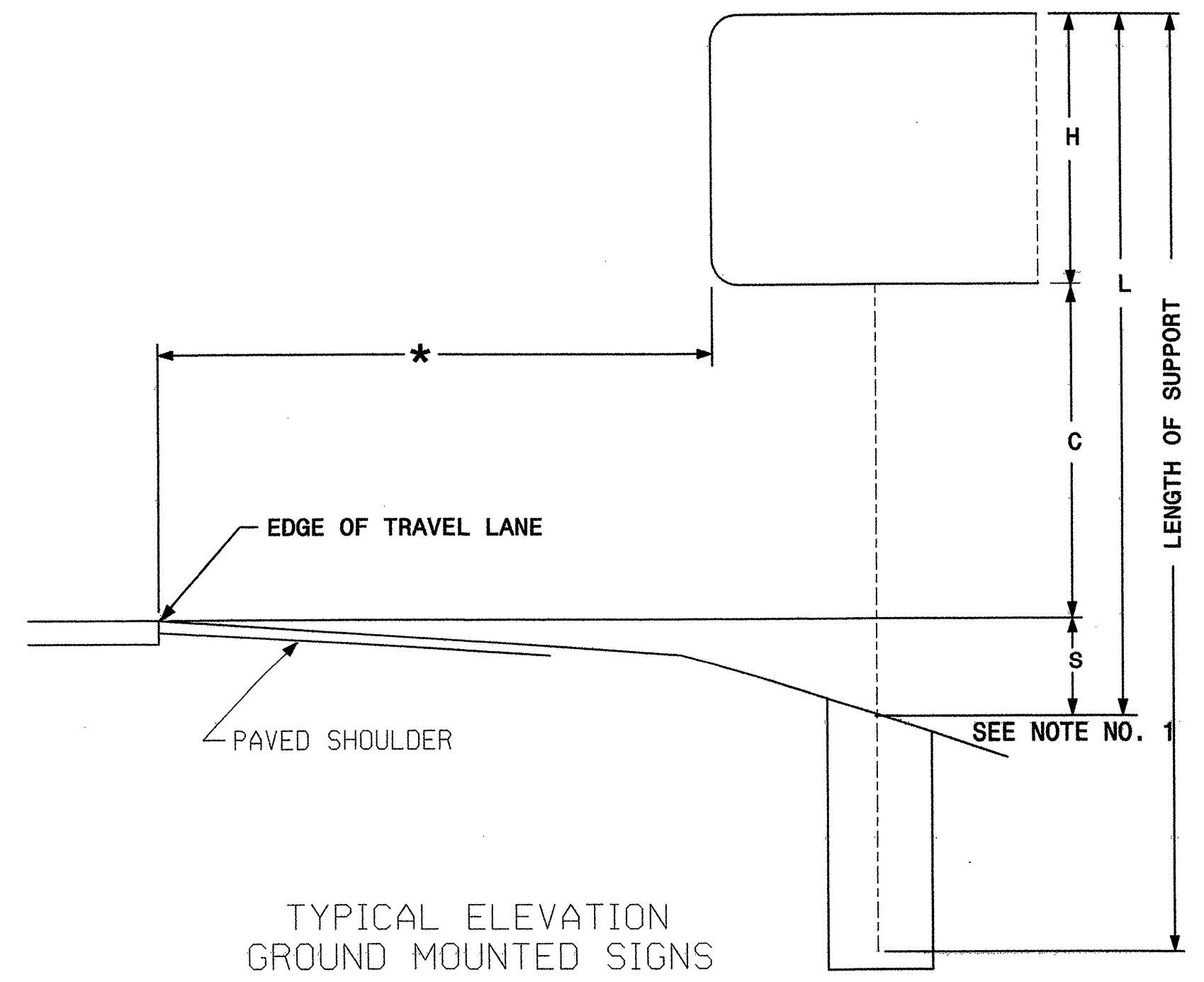
421 Fayetteville Street
 Suite 1303
 Raleigh, North Carolina 27601
 phone: (919) 755-0583
 fax: (919) 832-8798




TYPE "A" AND TYPE "B" GROUND MOUNTED SIGNS

SIGN NO.	SIGN TYPE	SIGN SIZE (in.)			ROADWAY STATION	NO. OF SUP.	BEAM SECTION BA or S	SUPPORT TYPE	ATTACH METHOD	MOUNTING METHOD (ft.)	HORIZ. CLR.* H	LENGTH (ft)			LEFT SUPPORT (ft)			CENTER SUPPORT (ft)			RIGHT SUPPORT (ft)			FOOTING DIAMETER (ft.)	FOOTING DEPTH (ft.)	B/A SUPPORT WEIGHTS (lbs.)	SIMPLE SUPPORT WEIGHTS (lbs.)	REINF. FTGS. (c.y.)	FIELD VERIFIED SEE NOTE 2 (mm/dd/yy)																						
		w	x	h								SNS HT C	MTG HT	EMBED-MENT	S	L	TOTAL LENGTH	S	L	TOTAL LENGTH	S	L	TOTAL LENGTH																												
202	A	84	X	72	14+35	2	S4x7.7	S	N/A	N/A	17.18	6.00	7.00	4.5	2.17	15.17	19.67	0.00	0.00	0.00	3.53	16.53	21.03	1	5	0.00	313.44	0.2909																							
																							TOTAL	0.00	TOTAL	313.44	TOTAL	0.2909																							
																							USE:	0	314	1																									

- NOTES
- DIMENSION "S" REPRESENTS AN INCREASE (+), OR A DECREASE (-) IN POLE LENGTH, RELATIVE TO THE ELEVATION OF THE EDGE OF PAVEMENT.
 - FIELD VERIFICATIONS SHALL BE REQUIRED FOR ALL SUPPORTS, SEE (*) ARTICLE 903-3. FABRICATORS SHALL BE AISC CERTIFIED IN CATEGORY 1, SEE (*) ARTICLE 1072-1. (*) = N.C.D.O.T. STANDARD SPECIFICATIONS FOR ROADS AND STRUCTURES




404 QUANTITY REQ'D 2



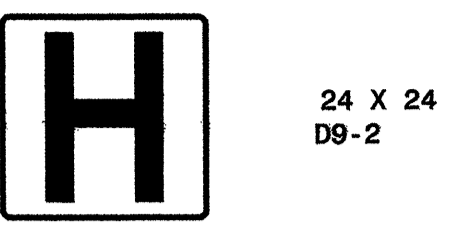
ONE "U" POST PER SIGN

416 QUANTITY REQ'D 3



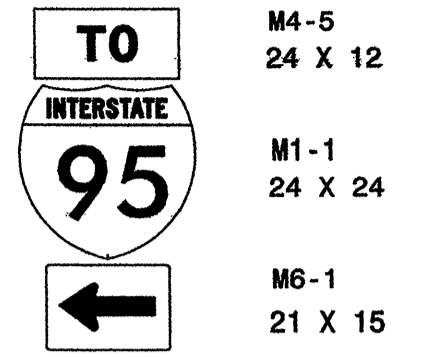
ONE "U" POST PER SIGN

465 QUANTITY REQ'D 2




MOUNT ABOVE SIGN 302 & 307

501 QUANTITY REQ'D 1



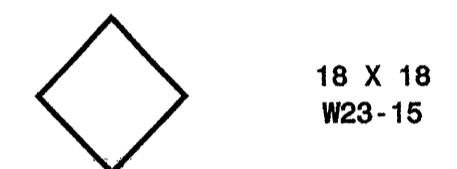
ONE "U" POST PER ASSEMBLY

410 QUANTITY REQ'D 2



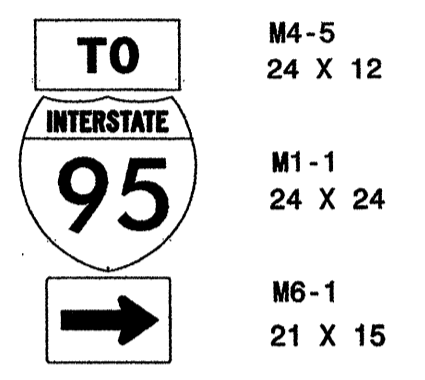
ONE "U" POST PER SIGN

417 QUANTITY REQ'D 2




MOUNT BELOW SIGN 416
IN 3 INSTALLATIONS

502 QUANTITY REQ'D 1



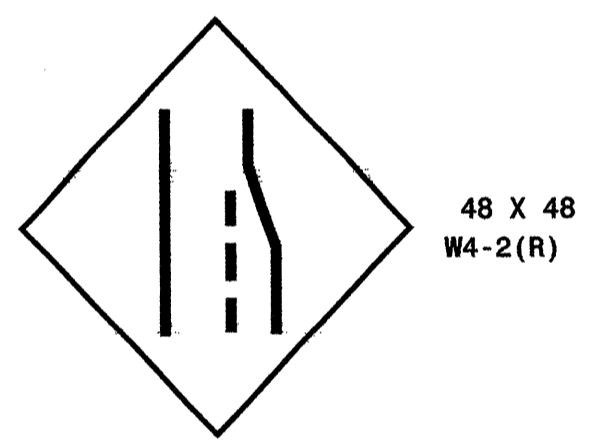
ONE "U" POST PER ASSEMBLY

411 QUANTITY REQ'D 2



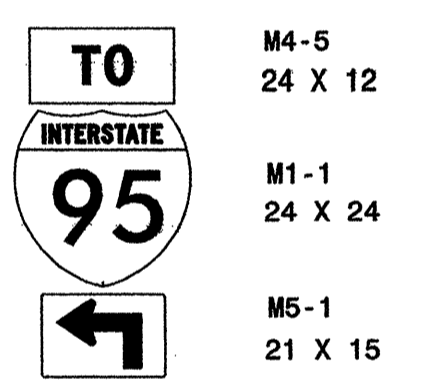
ONE "U" POST PER SIGN

439 QUANTITY REQ'D 2



TWO "U" POSTS PER SIGN

503 QUANTITY REQ'D 1



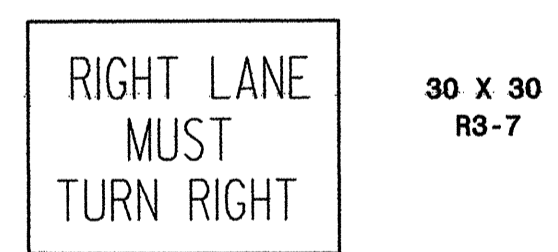
ONE "U" POST PER ASSEMBLY

413 QUANTITY REQ'D 2



TWO "U" POSTS PER SIGN

459 QUANTITY REQ'D 1




ONE "U" POST PER SIGN

414 QUANTITY REQ'D 2




MOUNT BACK TO BACK WITH 413
IN 2 INSTALLATIONS

464 QUANTITY REQ'D 2




ONE "U" POST PER SIGN

WilburSmith ASSOCIATES
ENGINEERS PLANNERS ECONOMISTS
421 Fayetteville Street
Suite 1303
Raleigh, North Carolina 27601
phone: (919) 755-0583
fax: (919) 832-8798

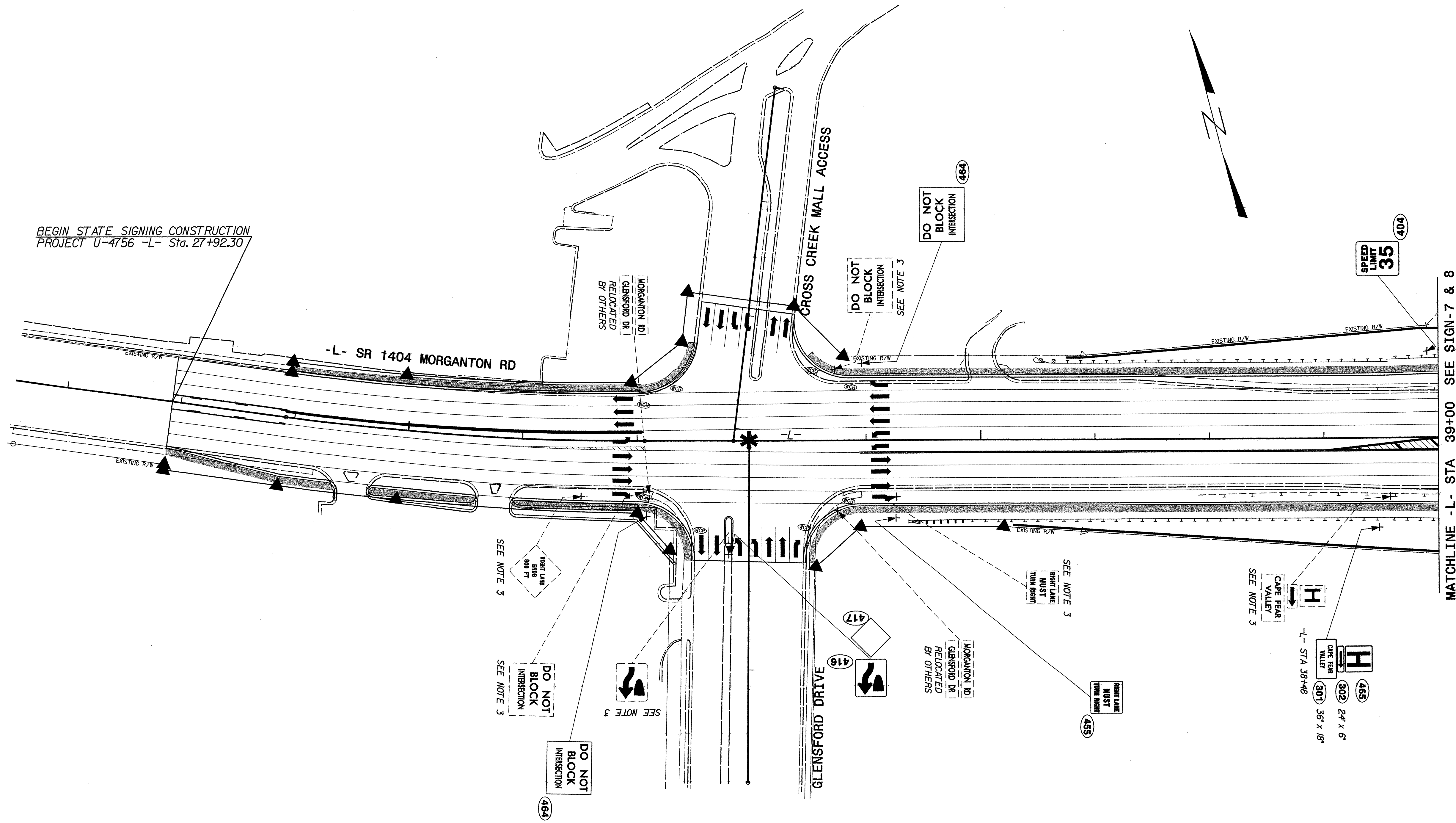


TYPE "E" and "F" SIGNS

01/20/2004 11:50 AM
 C:\Users\jwatts\Documents\Projects\Signs\Signs.dwg
 11/15/04 11:50 AM
 jwatts



BEGIN STATE SIGNING CONSTRUCTION
PROJECT U-4756 -L- Sta. 27+92.30

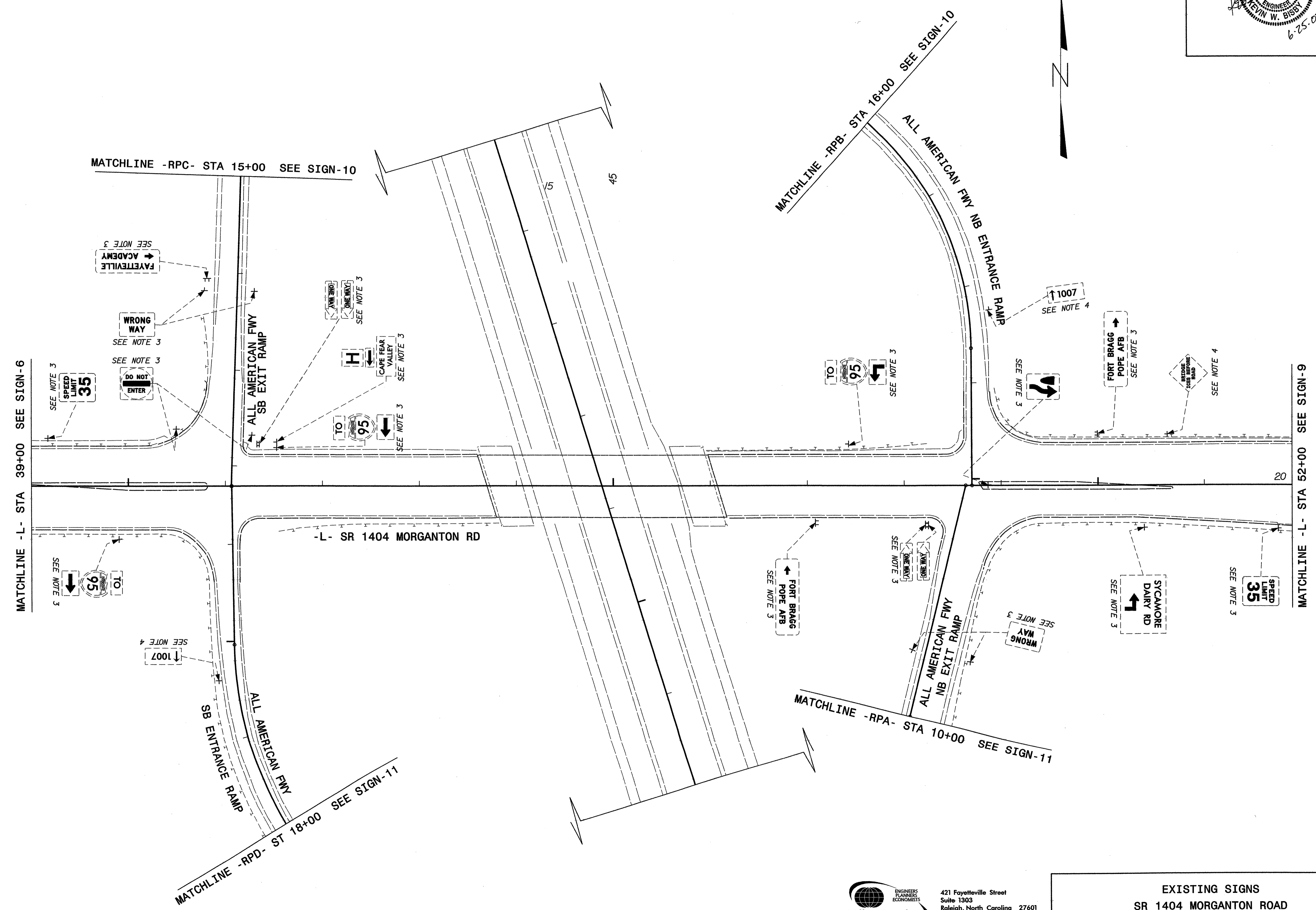
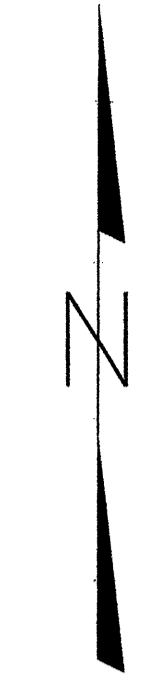



* SIGNAL



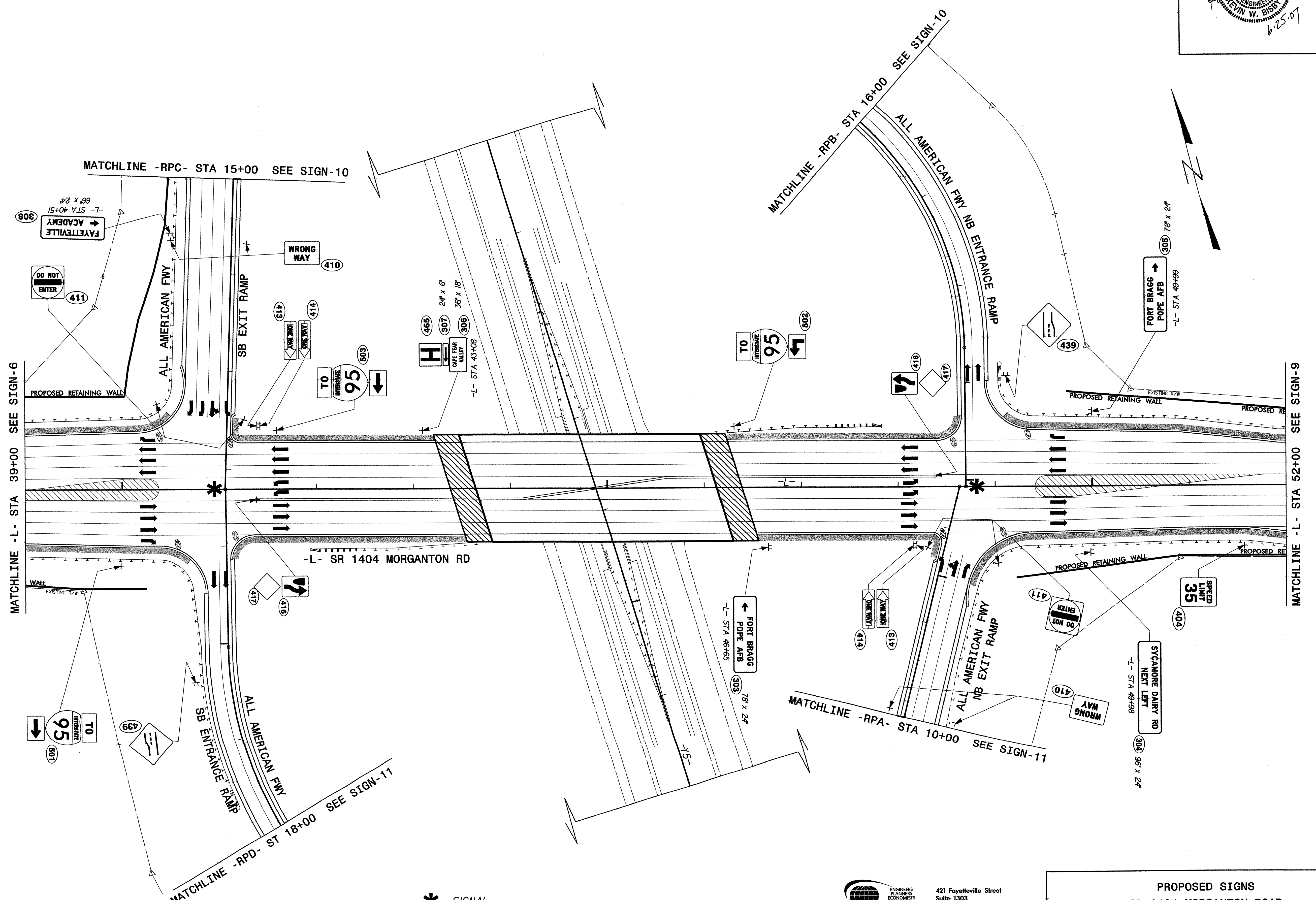

421 Fayetteville Street
Suite 1303
Raleigh, North Carolina 27601
phone: (919) 755-0583
fax: (919) 832-8798

PROPOSED AND EXISTING SIGNS
SR 1404 MORGANTON ROAD
-L- STA 27+92 TO STA 39+00



ENGINEERS
 PLANNERS
 ECONOMISTS
 421 Fayetteville Street
 Suite 1303
 Raleigh, North Carolina 27601
 phone: (919) 755-0583
 fax: (919) 832-8798

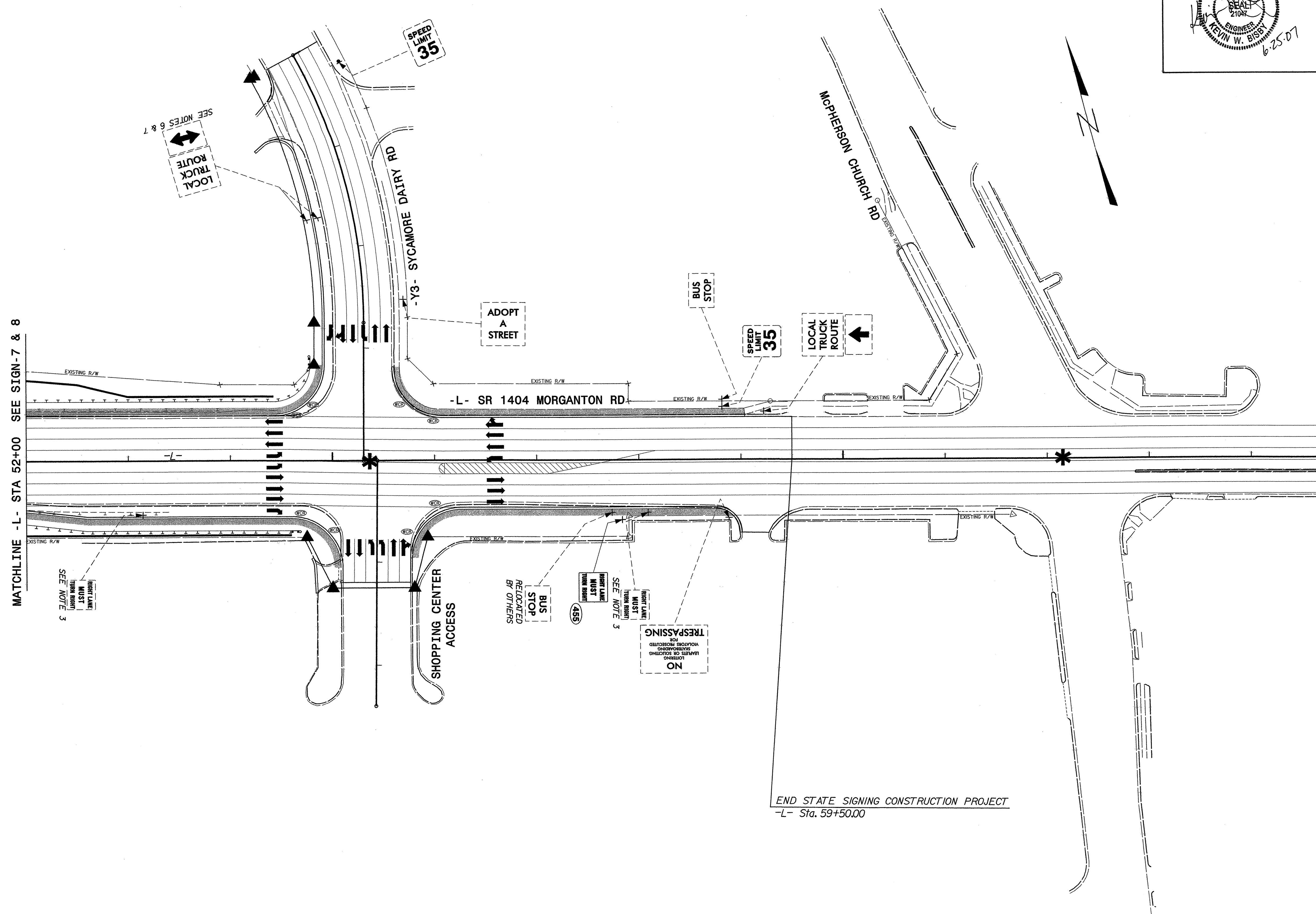

EXISTING SIGNS
SR 1404 MORGANTON ROAD
-L- STA 39+00 TO STA 52+00



* SIGNAL

WilburSmith
 ASSOCIATES
 ENGINEERS
 PLANNERS
 ECONOMISTS
 421 Fayetteville Street
 Suite 1303
 Raleigh, North Carolina 27601
 phone: (919) 755-0583
 fax: (919) 832-8798

PROPOSED SIGNS
 SR 1404 MORGANTON ROAD
 -L- STA 39+00 TO STA 52+00



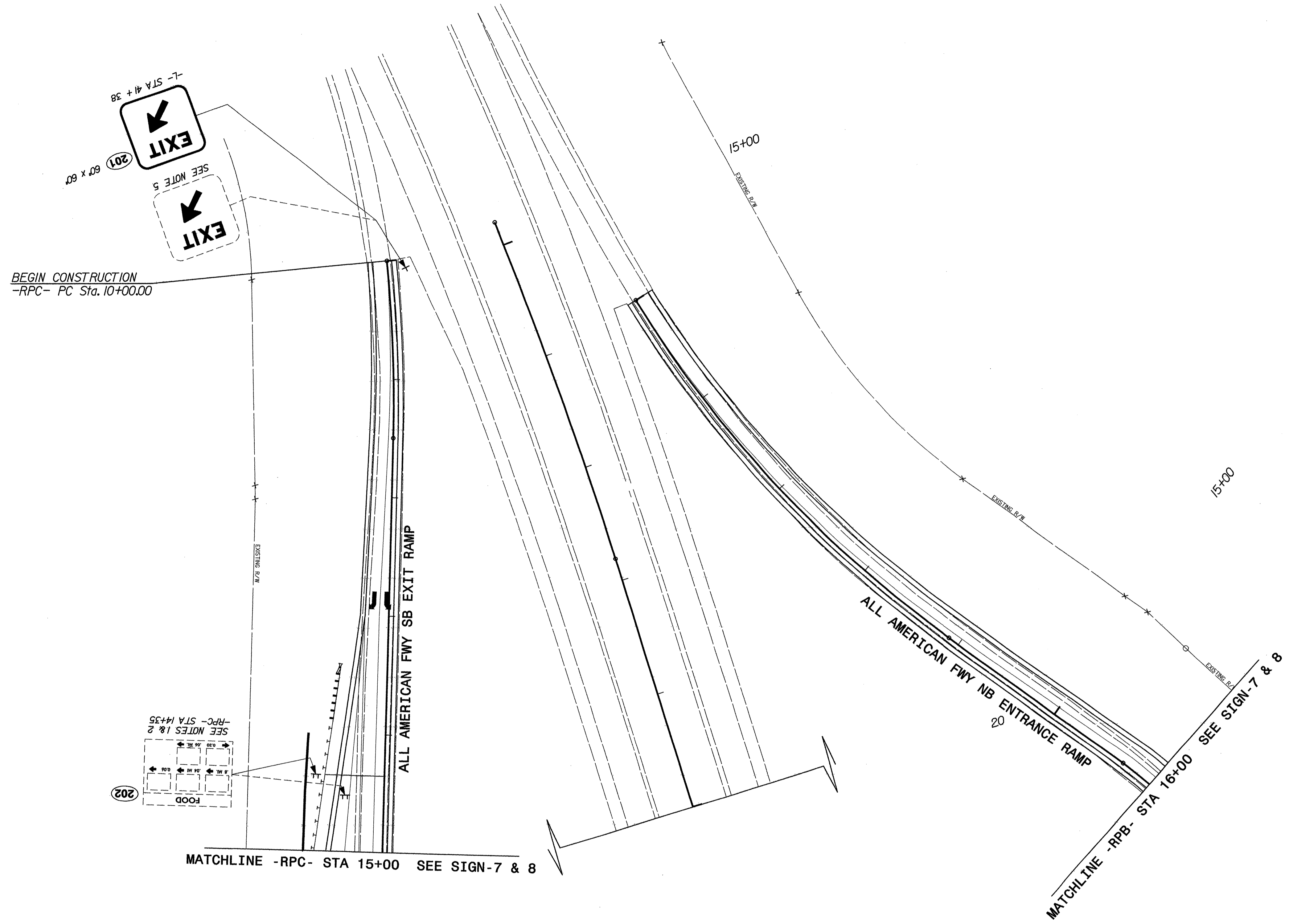

MATCHLINE - L - STA 52+00 SEE SIGN - 7 & 8

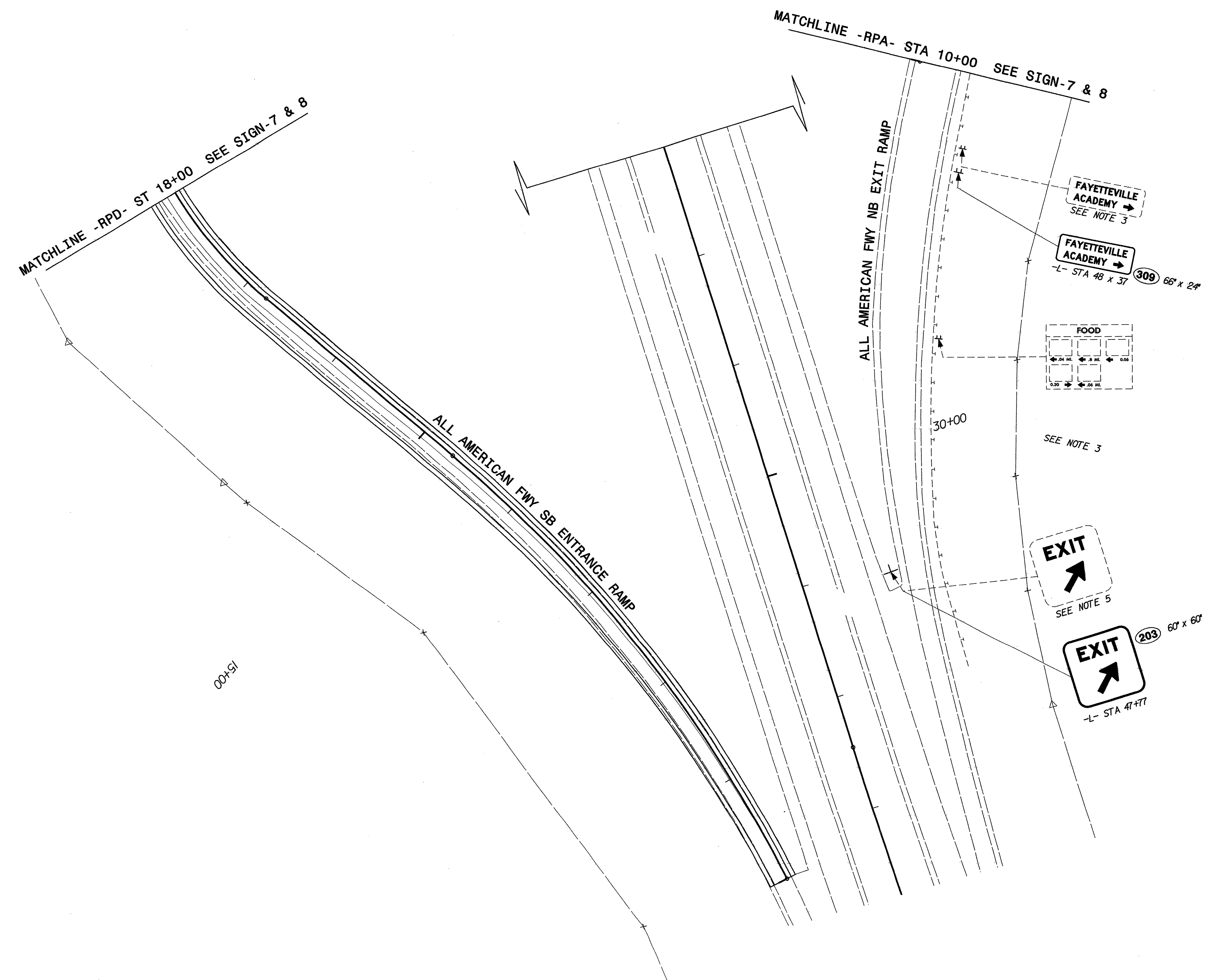

END STATE SIGNING CONSTRUCTION PROJECT
-L- Sta. 59+50.00

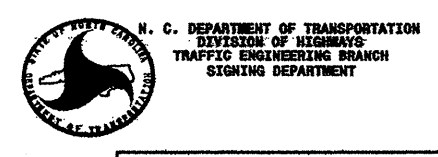

* SIGNAL

WilburSmith
ASSOCIATES
ENGINEERS
PLANNERS
ECONOMISTS
421 Fayetteville Street
Suite 1303
Raleigh, North Carolina 27601
phone: (919) 755-0583
fax: (919) 832-8798

PROPOSED AND EXISTING SIGNS
SR 1404 MORGANTON ROAD
-L- STA 52+00 TO STA 59+50



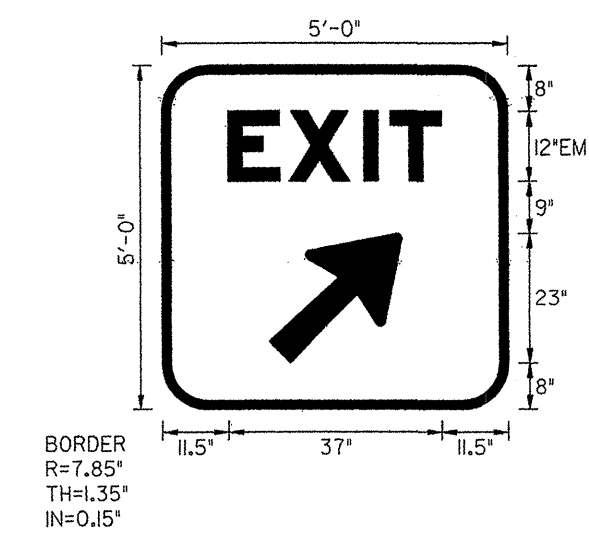




SIGN NUMBER: 201,203 BACKG COLOR: Green DESIGN BY: K. Bisby CHECKED BY: T. Snow STD #: DATE: Mar 08,2007
 TYPE: A COPY COLOR: White PROJECT ID: U-4756 DIV: 6 DATE: Mar 08,2007
 QUANTITY: 2

SYMBOL	X	Y	WID	HT
ARMED	19.5	8	19.8	29.5

- SIGN WIDTH: 5'-0"
 HEIGHT: 5'-0"
 TOTAL AREA: 25.0 Sq.Ft.
 BORDER TYPE: FLUSH
 RECESS: 0.15"
 WIDTH: 1.35"
 RADII: 7.85"
 NO. Z BARS: 2
 LENGTH: 52.0
 MAT'L: 0.063" (1.6 mm) ALUMINUM
 0.080" (2.0 mm) ALUMINUM
 0.125" (3.2 mm) ALUMINUM



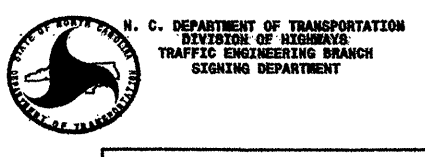
USE NOTES: 1,4

- Legend and border shall be direct applied Type III reflective sheeting.
- Legend and border shall be direct applied non-reflective sheeting.
- Shields shall be Type III reflective sheeting on 0.032" (0.8mm) aluminum and demountable.
- Background shall be Type III reflective sheeting.
- Background shall be Type I reflective sheeting.
- Center arrow(s) vertically on sign.
- Bottom panel shall be yellow Type III sheeting. Legend shall be direct applied black non-reflective sheeting. Yellow panel is:

LETTER POSITIONS

Letter locations are panel edge to lower left corner					Series/Size
E	X	I	T		Text Length
11.5	22.1	35	39.6		EM 2000
					37


Spacing Factor is 1 unless specified otherwise
 FILENAME: U-4756_SGN_D-Signs NORTH CAROLINA D.O.T. SIGN DETAIL



SIGN NUMBER: 301,306 BACKG COLOR: Blue DESIGN BY: K. Bisby CHECKED BY: T. Snow STD #: DATE: Mar 08,2007
 TYPE: D COPY COLOR: White PROJECT ID: U-4756 DIV: 6 DATE: Mar 08,2007
 QUANTITY: 2

SYMBOL	X	Y	WID	HT

- SIGN WIDTH: 3'-0"
 HEIGHT: 1'-6"
 TOTAL AREA: 4.5 Sq.Ft.
 BORDER TYPE: FLUSH
 RECESS: 0.05"
 WIDTH: 0.45"
 RADII: 1.45"
 NO. Z BARS: MAT'L: 0.063" (1.6 mm) ALUMINUM
 LENGTH: 0.080" (2.0 mm) ALUMINUM
 0.125" (3.2 mm) ALUMINUM




USE NOTES: 1,4

- Legend and border shall be direct applied Type III reflective sheeting.
- Legend and border shall be direct applied non-reflective sheeting.
- Shields shall be Type III reflective sheeting on 0.032" (0.8mm) aluminum and demountable.
- Background shall be Type III reflective sheeting.
- Background shall be Type I reflective sheeting.
- Center arrow(s) vertically on sign.
- Bottom panel shall be yellow Type III sheeting. Legend shall be direct applied black non-reflective sheeting. Yellow panel is:

LETTER POSITIONS

Letter locations are panel edge to lower left corner										Series/Size
C	A	P	E	F	E	A	R			Text Length
5.4	8.1	11.2	14.2	16.5	20.3	22.9	25.3	28.4		C 2000
										25.3
										C 2000
										16

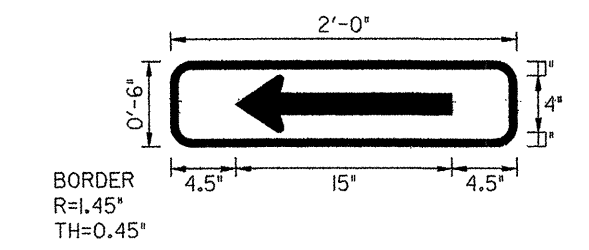
Spacing Factor is 1 unless specified otherwise
 FILENAME: U-4756_SGN_D-Signs NORTH CAROLINA D.O.T. SIGN DETAIL



SIGN NUMBER: 302,307 BACKG COLOR: Blue DESIGN BY: K. Bisby CHECKED BY: T. Snow STD #: DATE: Mar 08,2007
 TYPE: D COPY COLOR: White PROJECT ID: U-4756 DIV: 6 DATE: Mar 08,2007
 QUANTITY: 2

SYMBOL	X	Y	WID	HT
ARUP	4.5	1	4	15

- SIGN WIDTH: 2'-0"
 HEIGHT: 0'-6"
 TOTAL AREA: 1.0 Sq.Ft.
 BORDER TYPE: FLUSH
 RECESS: 0.05"
 WIDTH: 0.45"
 RADII: 1.45"
 NO. Z BARS: MAT'L: 0.063" (1.6 mm) ALUMINUM
 LENGTH: 0.080" (2.0 mm) ALUMINUM
 0.125" (3.2 mm) ALUMINUM




USE NOTES: 1,4,6

- Legend and border shall be direct applied Type III reflective sheeting.
- Legend and border shall be direct applied non-reflective sheeting.
- Shields shall be Type III reflective sheeting on 0.032" (0.8mm) aluminum and demountable.
- Background shall be Type III reflective sheeting.
- Background shall be Type I reflective sheeting.
- Center arrow(s) vertically on sign.
- Bottom panel shall be yellow Type III sheeting. Legend shall be direct applied black non-reflective sheeting. Yellow panel is:

LETTER POSITIONS

Letter locations are panel edge to lower left corner					Series/Size
E	X	I	T		Text Length

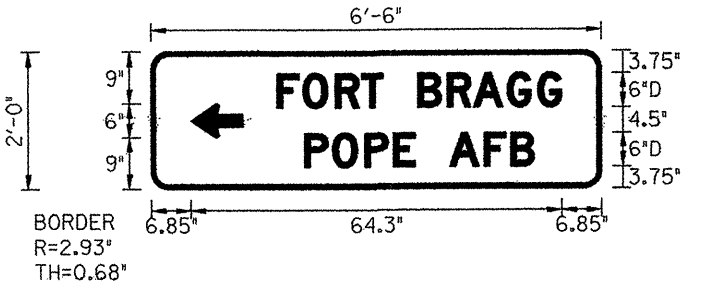
Spacing Factor is 1 unless specified otherwise
 FILENAME: U-4756_SGN_D-Signs NORTH CAROLINA D.O.T. SIGN DETAIL



SIGN NUMBER: 303 BACKG COLOR: Green DESIGN BY: K. Bisby CHECKED BY: T. Snow STD #: DATE: Mar 08,2007
 TYPE: D COPY COLOR: White PROJECT ID: U-4756 DIV: 6 DATE: Mar 08,2007
 QUANTITY: 1

SYMBOL	X	Y	WID	HT
ARUP	6.9	9	6	9

- SIGN WIDTH: 6'-6"
 HEIGHT: 2'-0"
 TOTAL AREA: 13.0 Sq.Ft.
 BORDER TYPE: FLUSH
 RECESS: 0.08"
 WIDTH: 0.68"
 RADII: 2.93"
 NO. Z BARS: MAT'L: 0.063" (1.6 mm) ALUMINUM
 LENGTH: 0.080" (2.0 mm) ALUMINUM
 0.125" (3.2 mm) ALUMINUM




USE NOTES: 1,4,6



- Legend and border shall be direct applied Type III reflective sheeting.
- Legend and border shall be direct applied non-reflective sheeting.
- Shields shall be Type III reflective sheeting on 0.032" (0.8mm) aluminum and demountable.
- Background shall be Type III reflective sheeting.
- Background shall be Type I reflective sheeting.
- Center arrow(s) vertically on sign.
- Bottom panel shall be yellow Type III sheeting. Legend shall be direct applied black non-reflective sheeting. Yellow panel is:

LETTER POSITIONS

Letter locations are panel edge to lower left corner										Series/Size
F	O	R	T	B	R	A	G	G		Text Length
21.9	26.4	32	36.5	40.4	46.2	51.3	55.9	61.8	67.1	D 2000
										49.3
										D 2000
										39.8

Spacing Factor is 1 unless specified otherwise
 FILENAME: U-4756_SGN_D-Signs NORTH CAROLINA D.O.T. SIGN DETAIL






SIGN NUMBER: 304 BACKG COLOR: White DESIGN BY: K. Bisby CHECKED BY: T. Snow STD #: DATE: Mar 12, 2007
 TYPE: D COPY COLOR: White PROJECT ID: U-4756 DIV: 6 DATE: Mar 12, 2007

SYMBOL	X	Y	WID	HT
ARUP				

NO. Z BARS: MAT'L: 0.063" (1.6 mm) ALUMINUM
 LENGTH: 0.080" (2.0 mm) ALUMINUM
 0.125" (3.2 mm) ALUMINUM

- USE NOTES: 1,4
- Legend and border shall be direct applied Type III reflective sheeting.
 - Legend and border shall be direct applied non-reflective sheeting.
 - Shields shall be Type III reflective sheeting on 0.032" (0.8mm) aluminum and demountable.
 - Background shall be Type III reflective sheeting.
 - Background shall be Type I reflective sheeting.
 - Center arrow(s) vertically on sign.
 - Bottom panel shall be yellow Type III sheeting. Legend shall be direct applied black non-reflective sheeting. Yellow panel is:




LETTER POSITIONS

Letter locations are panel edge to lower left corner

Series/Size	Text Length
S Y C A M O R E D A I R Y R D	D 2000
9.6 15.5 20.4 26.4 32.4 38 43.1 47.1 52.8 57.7 63.7 66.1 70.6 76 81.8 86.9	85.9
N E X T L E F T	D 2000
27.4 32.9 37.2 41.8 45.7 51.5 56.1 60.8 64.9	41.3

Spacing Factor is 1 unless specified otherwise
 FILENAME: U-4756_SGN_D-81gns NORTH CAROLINA D.O.T. SIGN DETAIL

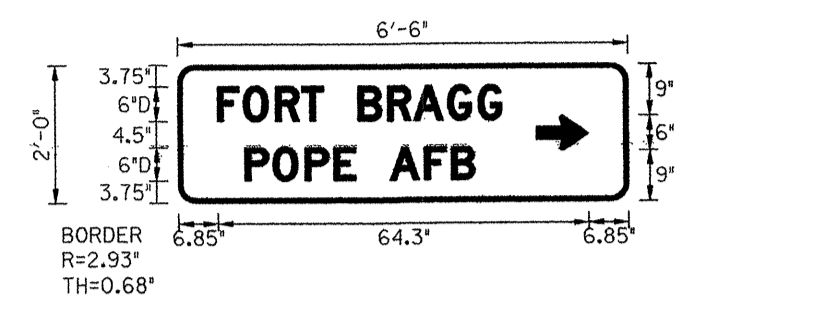


SIGN NUMBER: 305 BACKG COLOR: Green DESIGN BY: K. Bisby CHECKED BY: T. Snow STD #: DATE: Mar 08, 2007
 TYPE: D COPY COLOR: White PROJECT ID: U-4756 DIV: 6 DATE: Mar 08, 2007

SYMBOL	X	Y	WID	HT
ARUP	62.1	9	6	9

NO. Z BARS: MAT'L: 0.063" (1.6 mm) ALUMINUM
 LENGTH: 0.080" (2.0 mm) ALUMINUM
 0.125" (3.2 mm) ALUMINUM

- USE NOTES: 1,4,6
- Legend and border shall be direct applied Type III reflective sheeting.
 - Legend and border shall be direct applied non-reflective sheeting.
 - Shields shall be Type III reflective sheeting on 0.032" (0.8mm) aluminum and demountable.
 - Background shall be Type III reflective sheeting.
 - Background shall be Type I reflective sheeting.
 - Center arrow(s) vertically on sign.
 - Bottom panel shall be yellow Type III sheeting. Legend shall be direct applied black non-reflective sheeting. Yellow panel is:




LETTER POSITIONS

Letter locations are panel edge to lower left corner

Series/Size	Text Length
F O R T B R A G G	D 2000
6.9 11.4 16.9 21.5 25.4 31.2 36.3 40.9 46.8 52	49.3
P O P E A F B	D 2000
11.6 16.4 22 27 31 36.7 42.7 47.3	39.8

Spacing Factor is 1 unless specified otherwise
 FILENAME: U-4756_SGN_D-81gns NORTH CAROLINA D.O.T. SIGN DETAIL

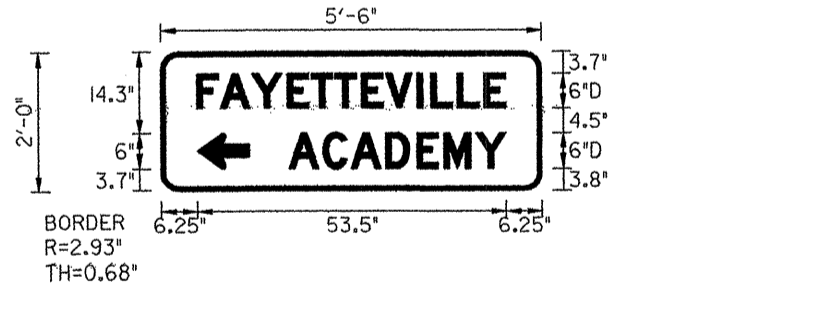


SIGN NUMBER: 308 BACKG COLOR: Green DESIGN BY: K. Bisby CHECKED BY: T. Snow STD #: DATE: Mar 08, 2007
 TYPE: D COPY COLOR: White PROJECT ID: U-4756 DIV: 6 DATE: Mar 08, 2007

SYMBOL	X	Y	WID	HT
ARUP	6.2	3.8	6	9

NO. Z BARS: MAT'L: 0.063" (1.6 mm) ALUMINUM
 LENGTH: 0.080" (2.0 mm) ALUMINUM
 0.125" (3.2 mm) ALUMINUM

- USE NOTES: 1,4
- Legend and border shall be direct applied Type III reflective sheeting.
 - Legend and border shall be direct applied non-reflective sheeting.
 - Shields shall be Type III reflective sheeting on 0.032" (0.8mm) aluminum and demountable.
 - Background shall be Type III reflective sheeting.
 - Background shall be Type I reflective sheeting.
 - Center arrow(s) vertically on sign.
 - Bottom panel shall be yellow Type III sheeting. Legend shall be direct applied black non-reflective sheeting. Yellow panel is:




LETTER POSITIONS

Letter locations are panel edge to lower left corner

Series/Size	Text Length
F A Y E T T E V I L L E	D 2000
6.2 10.3 15.8 21.8 26 30.1 34.7 38.9 44.4 46.8 51.4 56	53.5
A C A D E M Y	D 2000
22.1 28 32.9 38.9 44.3 49 54.8	37.6

Spacing Factor is 1 unless specified otherwise
 FILENAME: U-4756_SGN_D-81gns NORTH CAROLINA D.O.T. SIGN DETAIL

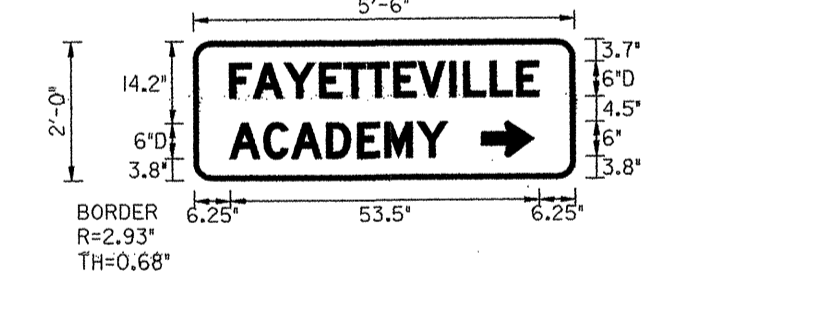


SIGN NUMBER: 309 BACKG COLOR: Green DESIGN BY: K. Bisby CHECKED BY: T. Snow STD #: DATE: Mar 08, 2007
 TYPE: D COPY COLOR: White PROJECT ID: U-4756 DIV: 6 DATE: Mar 08, 2007

SYMBOL	X	Y	WID	HT
ARUP	49.9	3.8	6	9

NO. Z BARS: MAT'L: 0.063" (1.6 mm) ALUMINUM
 LENGTH: 0.080" (2.0 mm) ALUMINUM
 0.125" (3.2 mm) ALUMINUM

- USE NOTES: 1,4
- Legend and border shall be direct applied Type III reflective sheeting.
 - Legend and border shall be direct applied non-reflective sheeting.
 - Shields shall be Type III reflective sheeting on 0.032" (0.8mm) aluminum and demountable.
 - Background shall be Type III reflective sheeting.
 - Background shall be Type I reflective sheeting.
 - Center arrow(s) vertically on sign.
 - Bottom panel shall be yellow Type III sheeting. Legend shall be direct applied black non-reflective sheeting. Yellow panel is:



LETTER POSITIONS

Letter locations are panel edge to lower left corner

Series/Size	Text Length
F A Y E T T E V I L L E	D 2000
6.2 10.3 15.8 21.8 26 30.1 34.7 38.9 44.4 46.8 51.4 56	53.5
A C A D E M Y	D 2000
6.2 12.1 17 23 28.4 33.1 38.7	37.6

Spacing Factor is 1 unless specified otherwise
 FILENAME: U-4756_SGN_D-81gns NORTH CAROLINA D.O.T. SIGN DETAIL

