

FINAL PAV'T MARKING SCHEDULE

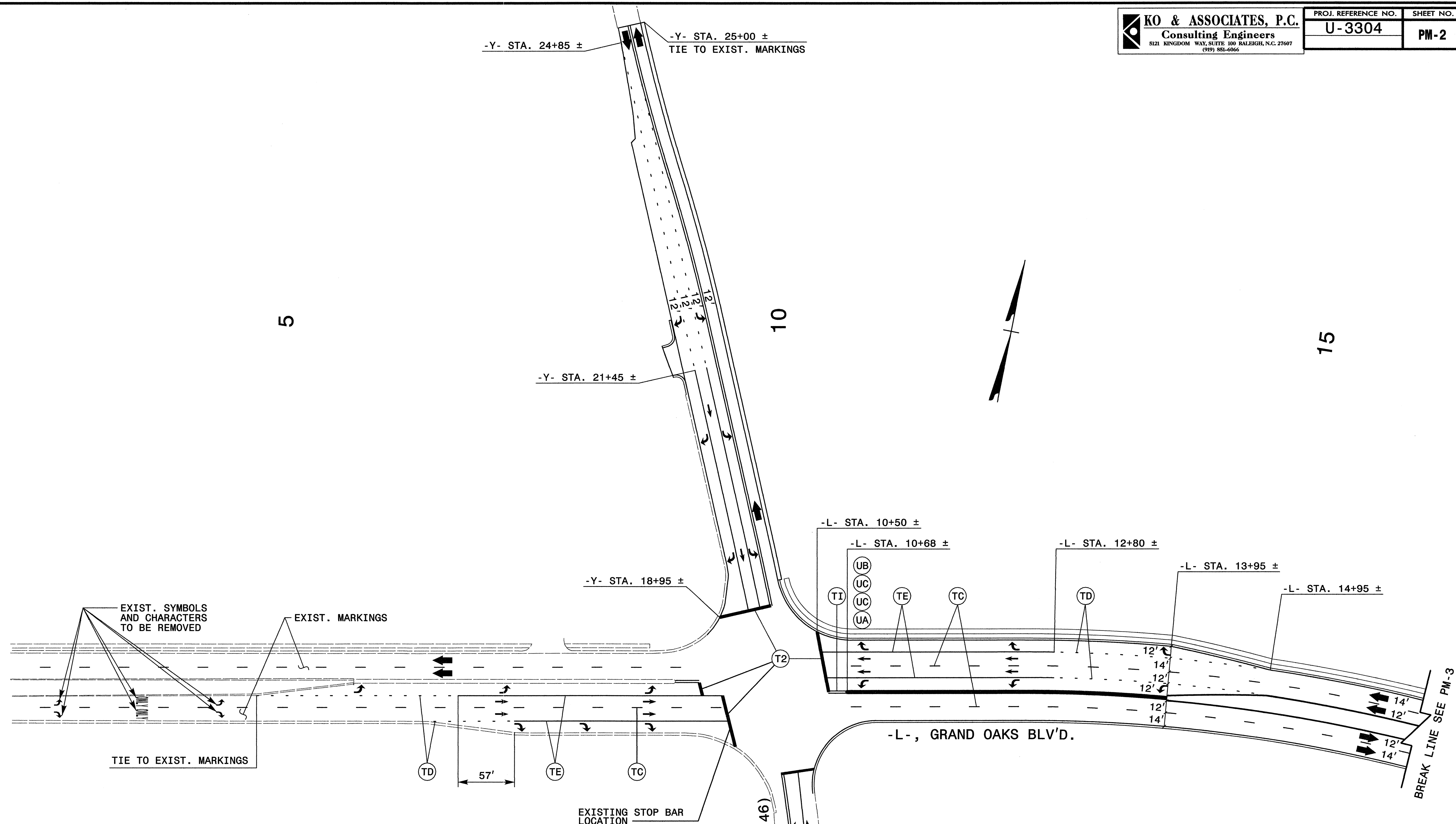
SYMBOL	DESCRIPTION	BREAKDOWN	PAY ITEM
PAVEMENT MARKING LINES			
TA	WHITE EDGELINE		THERMOPLASTIC (4", 90mils)
TC	10ft WHITE SKIP		THERMOPLASTIC (4", 120mils)
TD	2ft WHITE MINISKIP		
TE	WHITE SOLID LANE LINE		
TF	10ft YELLOW SKIP		
TH	YELLOW SINGLE CENTER LINE		
TI	YELLOW DOUBLE CENTER LINE		
TQ	WHITE DIAGONAL		THERMOPLASTIC (8", 90mils)
TT	YELLOW DIAGONAL		
T2	WHITE STOPBAR		THERMOPLASTIC (24", 120mils)
PAVEMENT MARKING SYMBOLS			
UA	LEFT TURN ARROW		THERMOPLASTIC SYMBOL (90 mils)
UB	RIGHT TURN ARROW		
UC	STRAIGHT ARROW		
UD	COMBO STRAIGHT / LEFT TURN ARROW		
UE	COMBO STRAIGHT / RIGHT TURN ARROW		
UI	ALPHANUMERIC CHARACTER		THERMOPLASTIC CHARACTER (120 mils)
PAVEMENT MARKERS			
ME	YELLOW AND YELLOW		SNOWPLOWABLE RAISED
MF	CRYSTAL AND RED		

TEMP. PAV'T MARKING SCHEDULE

SYMBOL	DESCRIPTION	BREAKDOWN	PAY ITEM
PAVEMENT MARKING LINES			
PA	WHITE EDGELINE		PAINT (4")
PI	YELLOW DOUBLE CENTER LINE		
P4	WHITE STOPBAR		PAINT (24")
PAVEMENT MARKERS			
MH	YELLOW AND YELLOW		TEMPORARY RAISED

SEE ROADWAY STANDARD DRAWING NUMBERS 1205.01, 1205.02, 1205.04, 1205.05, 1205.06, 1205.08, 1205.09, 1250.01, 1251.01 AND 1253.01

APPROVED: <i>Michael T. Kieper</i> DATE: 2-18-08	FINAL PAVEMENT MARKING PLAN	
	SCALE: NONE	
	DATE: 12-07	
	DWG. BY: BLM	
	DESIGN BY: BLM	
REVIEWED BY: MTR	REVISIONS	



NOTES:

- SEE SHEET PM-1, FOR FINAL PAVEMENT MARKING SCHEDULE.
- PAVEMENT MARKINGS, SYMBOLS, AND CHARACTERS ARE TO BE MARKED ACCORDING TO ROADWAY STANDARD DRAWINGS UNLESS OTHERWISE NOTED IN THE PLANS.
- PAVEMENT MARKERS ARE TO BE SPACED ACCORDING TO THE ROADWAY STANDARD DRAWINGS.

FINAL PAVEMENT MARKING SCHEDULE	
TA	- WHITE EDGELINE
TC	- 10ft WHITE SKIP
TD	- 2ft WHITE MINISKIP
TE	- WHITE SOLID LANE LINE
TI	- YELLOW DOUBLE CENTER LINE
T2	- WHITE STOPBAR
UA	- LEFT TURN ARROW
UB	- RIGHT TURN ARROW
UC	- STRAIGHT ARROW
UD	- COMBO STRAIGHT / LEFT TURN ARROW
UE	- COMBO STRAIGHT / RIGHT TURN ARROW

REPLACE STRAIGHT ARROWS WITH COMBO STRAIGHT / RIGHT TURN ARROWS

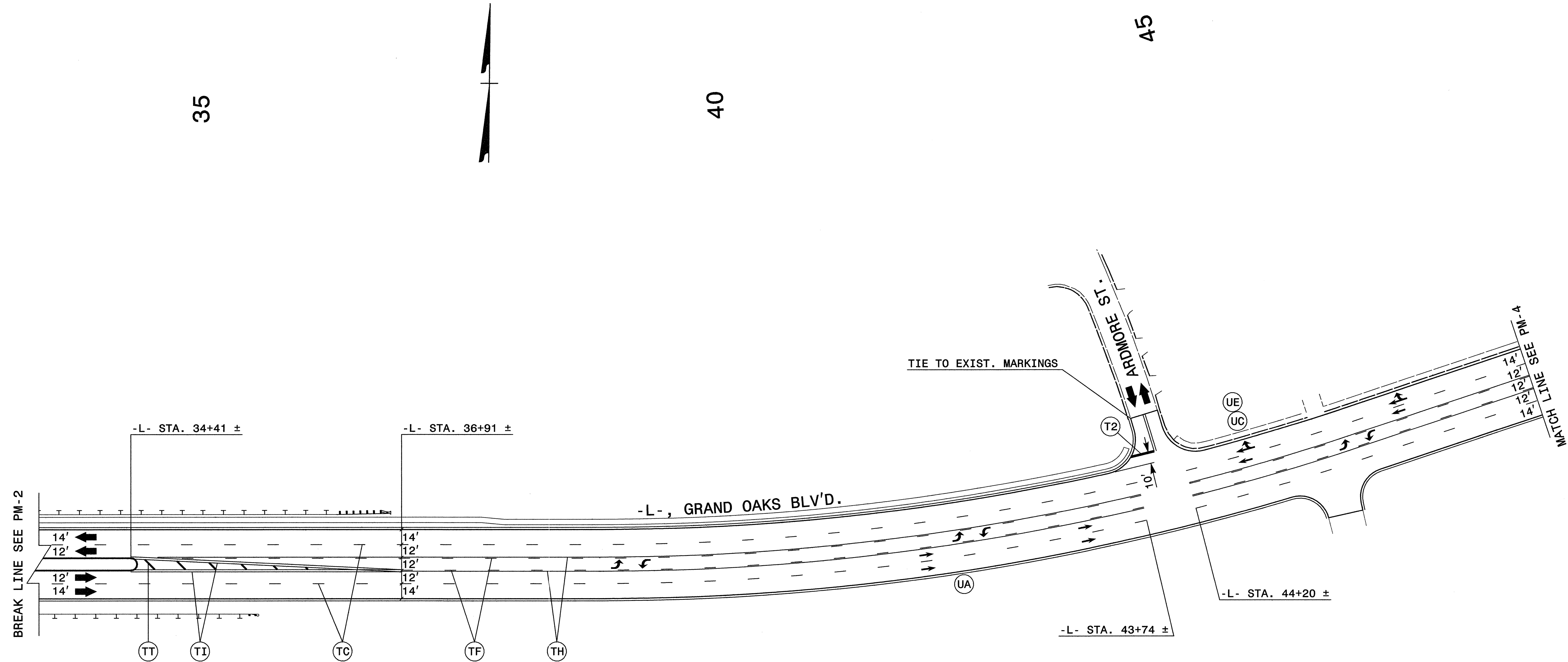
APPROVED: *Michael T. Rzepka* DATE: 3-7-08

SEAL

FINAL PAVEMENT MARKING PLAN

SCALE:	NONE		<table border="1"> <thead> <tr> <th colspan="2">REVISIONS</th> </tr> <tr> <th>NO.</th> <th>DESCRIPTION</th> </tr> </thead> <tbody> <tr> <td> </td> <td> </td> </tr> <tr> <td> </td> <td> </td> </tr> </tbody> </table>	REVISIONS		NO.	DESCRIPTION				
REVISIONS											
NO.	DESCRIPTION										
DATE:	3-08										
DWG. BY:	BLM										
DESIGN BY:	BLM										
REVIEWED BY:	MTR	CADD FILE									

3/5/2008
 P:\TRAFFIC\U-3304\TC\PM-2.dgn
 Ko & Associates, P.C.



NOTES:

- SEE SHEET PM-1, FOR FINAL PAVEMENT MARKING SCHEDULE.
- PAVEMENT MARKINGS, SYMBOLS, AND CHARACTERS ARE TO BE MARKED ACCORDING TO ROADWAY STANDARD DRAWINGS UNLESS OTHERWISE NOTED IN THE PLANS.
- PAVEMENT MARKERS ARE TO BE SPACED ACCORDING TO THE ROADWAY STANDARD DRAWINGS.

FINAL PAVEMENT MARKING SCHEDULE	
TC	- 10ft WHITE SKIP
TF	- 10ft YELLOW SKIP
TH	- YELLOW SINGLE CENTER LINE
TT	- YELLOW DIAGONAL
TI	- YELLOW DOUBLE CENTER LINE
T2	- WHITE STOPBAR
UA	- LEFT TURN ARROW
UC	- STRAIGHT ARROW
UE	- COMBO STRAIGHT / RIGHT TURN ARROW

APPROVED: *Michael T. Rzewnicki* DATE: 2-18-08

SEAL

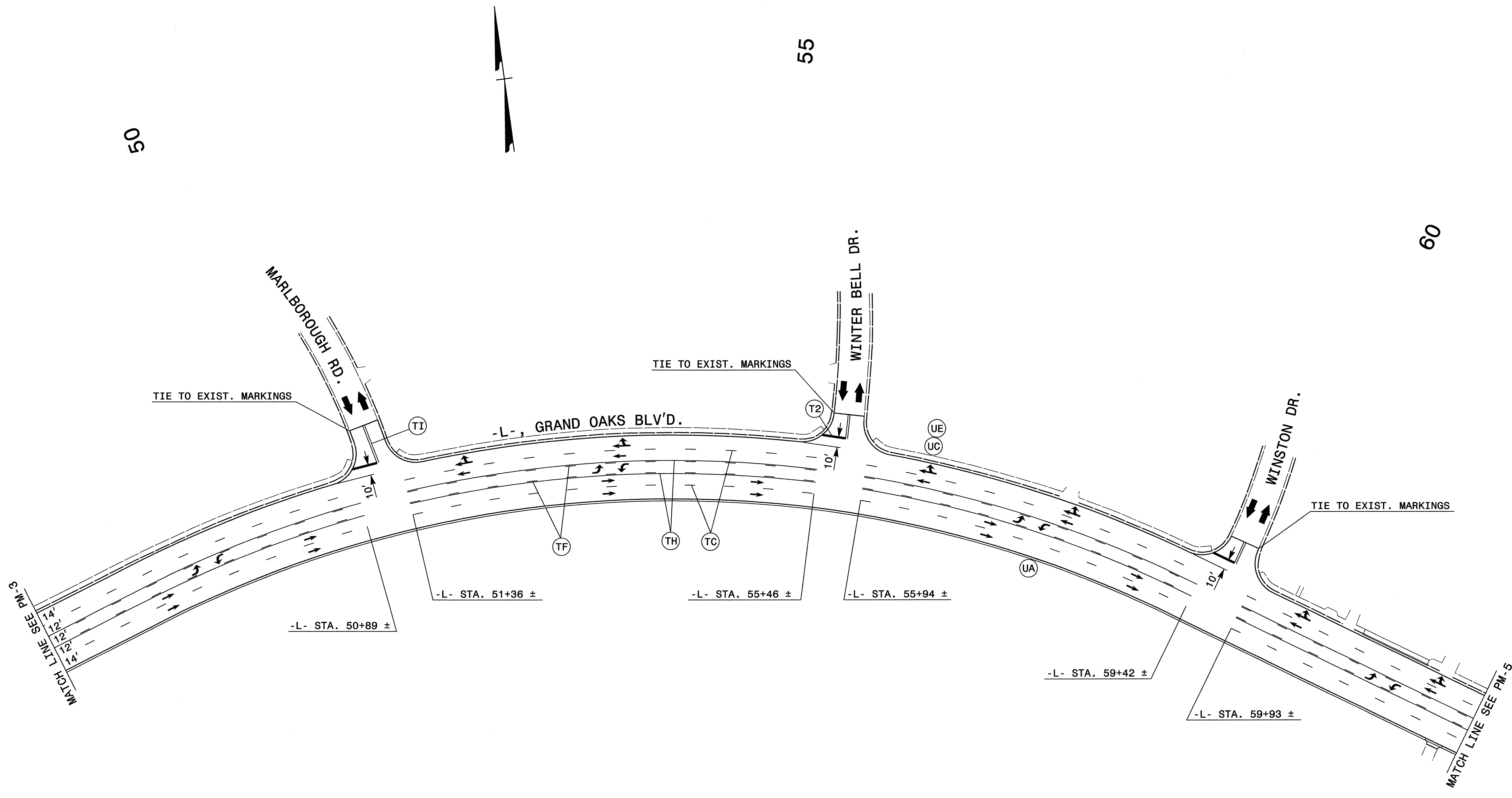
FINAL PAVEMENT MARKING PLAN			REVISIONS	
SCALE:	NONE			
DATE:	12-07			
DWG. BY:	BLM			
DESIGN BY:	BLM			
REVIEWED BY:	MTR			

02/18/2008 P:\TRAFFIC\U-3304\TC\PA1002\U-3304_TC_pmp3.dgn
 KO & Associates, P.C.

50

55

60



NOTES:

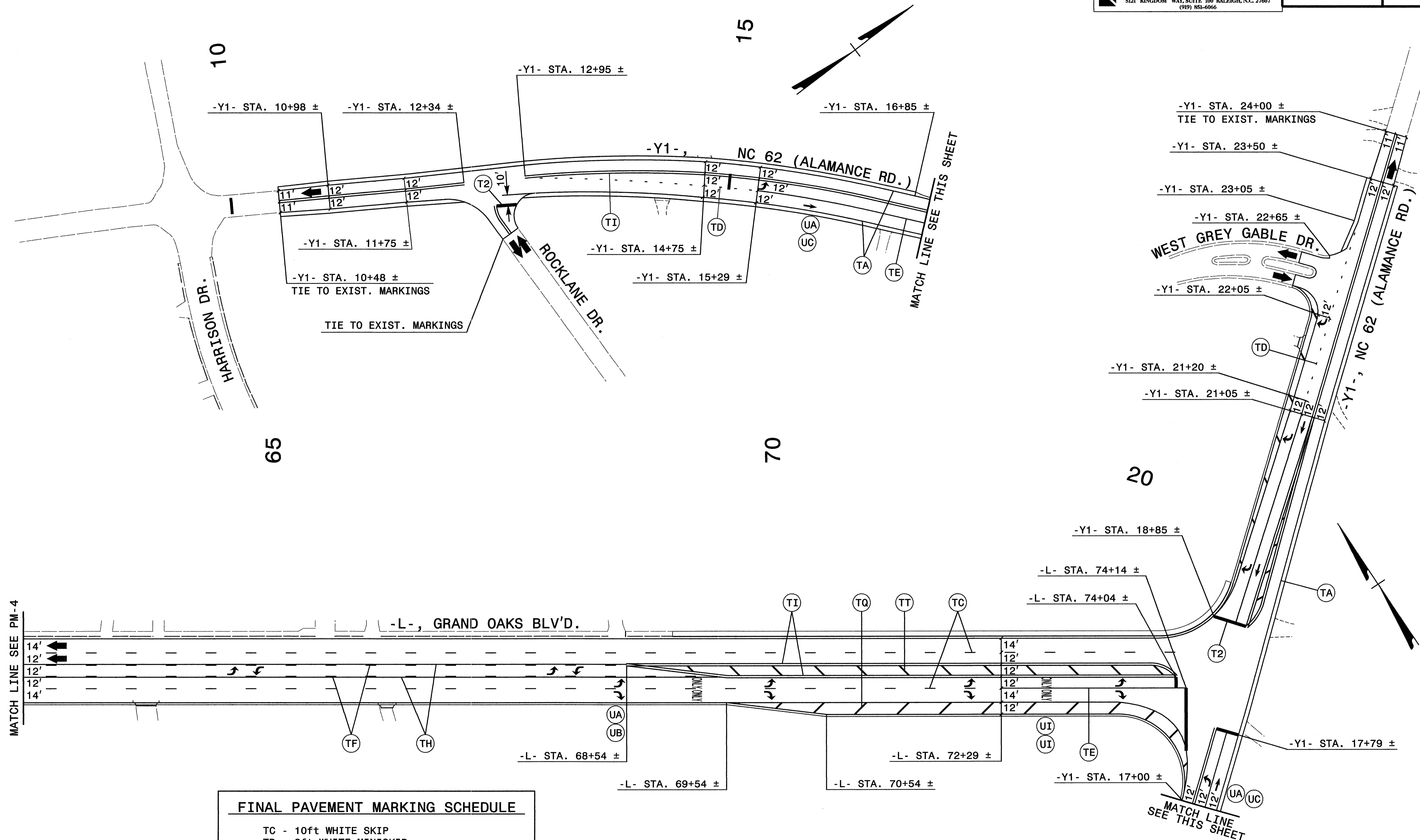
- SEE SHEET PM-1, FOR FINAL PAVEMENT MARKING SCHEDULE.
- PAVEMENT MARKINGS, SYMBOLS, AND CHARACTERS ARE TO BE MARKED ACCORDING TO ROADWAY STANDARD DRAWINGS UNLESS OTHERWISE NOTED IN THE PLANS.
- PAVEMENT MARKERS ARE TO BE SPACED ACCORDING TO THE ROADWAY STANDARD DRAWINGS.

FINAL PAVEMENT MARKING SCHEDULE

TC	- 10ft WHITE SKIP
TF	- 10ft YELLOW SKIP
TH	- YELLOW SINGLE CENTER LINE
TI	- YELLOW DOUBLE CENTER LINE
T2	- WHITE STOPBAR
UA	- LEFT TURN ARROW
UC	- STRAIGHT ARROW
UE	- COMBO STRAIGHT / RIGHT TURN ARROW

APPROVED: <i>Michael T. Rzewinski</i> DATE: 2-18-08	FINAL PAVEMENT MARKING PLAN									
SCALE: NONE	DATE: 12-07	<table border="1"> <tr> <th colspan="2">REVISIONS</th> </tr> <tr> <td> </td> <td> </td> </tr> <tr> <td> </td> <td> </td> </tr> <tr> <td> </td> <td> </td> </tr> </table>	REVISIONS							
REVISIONS										
DWG. BY: BLM	DESIGN BY: BLM									
REVIEWED BY: MTR										

02/18/2008 P:\TRAFFIC\U-3304\TC\1007\U-3304-TC_pmp4.dgn
 KO & ASSOCIATES, P.C.



FINAL PAVEMENT MARKING SCHEDULE

TC	- 10ft WHITE SKIP
TD	- 2ft WHITE MINISKIP
TF	- 10ft YELLOW SKIP
TH	- YELLOW SINGLE CENTER LINE
TI	- YELLOW DOUBLE CENTER LINE
TQ	- WHITE DIAGONAL
TT	- YELLOW DIAGONAL
T2	- WHITE STOPBAR
UA	- LEFT TURN ARROW
UB	- RIGHT TURN ARROW
UC	- STRAIGHT ARROW
UE	- COMBO STRAIGHT / RIGHT TURN ARROW
UI	- ALPHANUMERIC CHARACTER

NOTES:

- SEE SHEET PM-1, FOR FINAL PAVEMENT MARKING SCHEDULE.
- PAVEMENT MARKINGS, SYMBOLS, AND CHARACTERS ARE TO BE MARKED ACCORDING TO ROADWAY STANDARD DRAWINGS UNLESS OTHERWISE NOTED IN THE PLANS.
- PAVEMENT MARKERS ARE TO BE SPACED ACCORDING TO THE ROADWAY STANDARD DRAWINGS.

APPROVED: *Michael T. Rzepka* DATE: 3-7-08

SEAL

FINAL PAVEMENT MARKING PLAN

SCALE:	NONE	REVISIONS
DATE:	3-08	
DWG. BY:	BLM	
DESIGN BY:	BLM	
REVIEWED BY:	MTR	CADD FILE

PROFESSIONAL SEAL 15876 ENGINEER MICHAEL T. RZEPKA

DIVISION OF HIGHWAYS NORTH CAROLINA DEPARTMENT OF TRANSPORTATION

3/5/2008 P:\TRAFFIC\U-3304\TOP\00X\U-3304_TC.pmp5.dgn KO & Associates, P.C.