
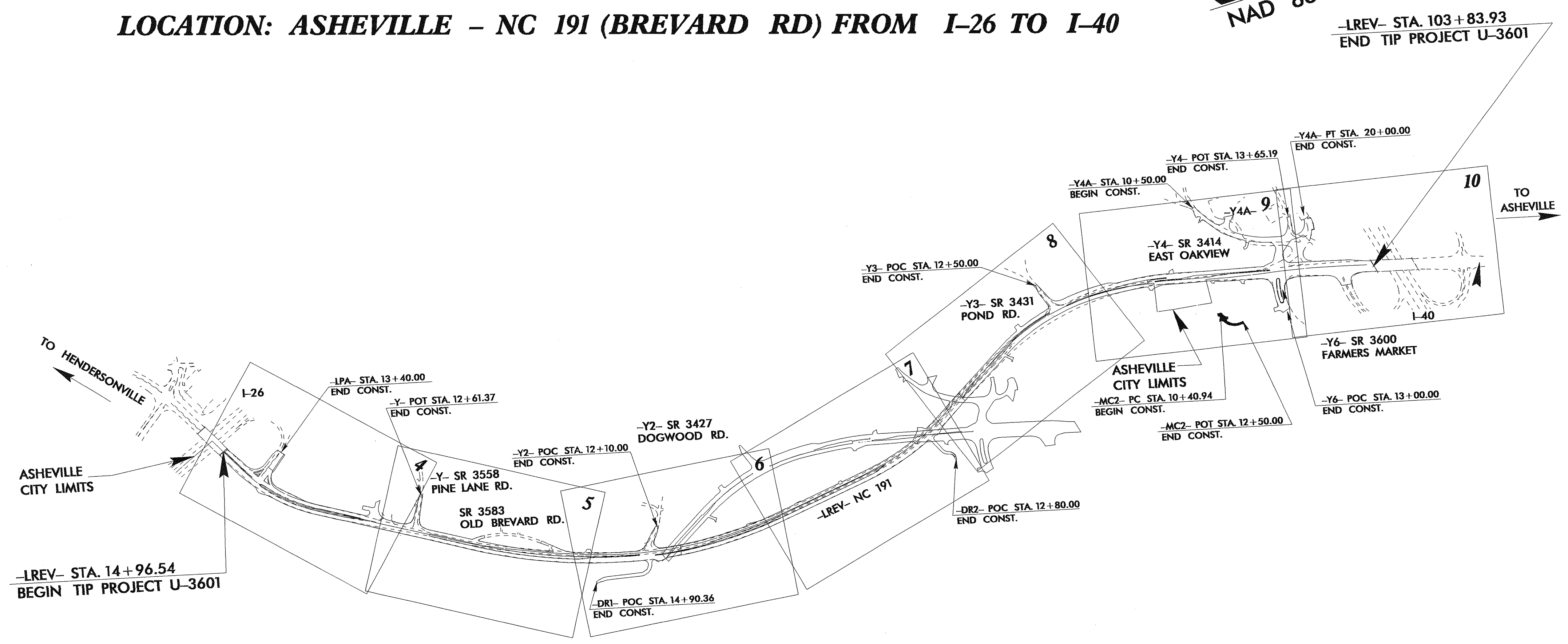



TIP NO. U-3601	SHEET NO. SIGN-01
APPROVED: <i>[Signature]</i>	
DATE: 3/13/08	
SEAL	
	

**STATE OF NORTH CAROLINA  
DEPARTMENT OF TRANSPORTATION**

**SIGNING PLANS  
BUNCOMBE COUNTY**

**LOCATION: ASHEVILLE - NC 191 (BREVARD RD) FROM I-26 TO I-40**



**INDEX**

SHEET NO.	DESCRIPTION
1	TITLE SHEET
2	SUMMARY OF QUANTITIES AND NOTES
3	SUPPORT INFORMATION
4 - 6	SIGN DESIGNS
7	E SHEET
8	F SHEET
9 - 16	SIGN ROADWAY SHEETS

**ROADWAY STANDARD DRAWINGS  
APPLICABLE TO THESE SIGNING PLANS**


901.20	901.80
901.40	904.10
901.50	904.50
901.70	

PLAN PREPARED BY: N.C.D.O.T. SIGNING SECTION	
<u>    </u> R.W. KING, P.E.	SIGNING ENGINEER
<u>    </u> A. ALQUDWAH, P.E.	SIGNING PROJECT ENGINEER
<u>    </u> J.G. MARTINEZ	SIGNING PROJECT DESIGN ENGINEER
<u>    </u> W.R. DAKDUK	SIGNING DESIGN ENGINEER

**T.I.P.: U-3601**

**CONTRACT: C201369**

I:\MAR-2008\1226\04\TIPF-C000001\136901\1\ref\c:\signing\cadd\quantities & gm\Signs\U-3601\seed.dgn  
w.dakduk

TIP NO. U-3601	SHEET NO. SIGN-02
APPROVED: <i>[Signature]</i>	
DATE: 3/13/08	
SEAL	
	

## SUMMARY OF QUANTITIES

ITEM NO.		ITEM DESCRIPTION	QUANTITY	UNIT
DESC. NUMBER	SECT. NO.			
4048000000	902	REINFORCED CONCRETE SIGN FOUNDATION .....	1	C.Y.
4060000000	903	SUPPORTS, BREAKAWAY STEEL BEAM .....	319	LB.
4066000000	903	SUPPORTS, SIMPLE STEEL BEAM .....	371	LB.
4072000000	903	SUPPORTS, 3 LB STEEL U-CHANNEL .....	2,576	L.F.
4096000000	904	SIGN ERECTION, TYPE D .....	10	EA.
4102000000	904	SIGN ERECTION, TYPE E .....	118	EA.
4108000000	904	SIGN ERECTION, TYPE F .....	9	EA.
4110000000	904	SIGN ERECTION, TYPE B (GROUND MOUNTED) .....	2	EA.
4116100000	904	SIGN ERECTION, RELOCATE SIGN TYPE D .....	3	EA.
4155000000	907	DISPOSAL OF SIGN SYSTEM, U-CHANNEL .....	68	EA.
4192000000	907	DISPOSAL OF SUPPORT, U-CHANNEL .....	3	EA.

**General Notes:**

- . SIGNS FURNISHED BY STATE
- . ALL TYPE 'D' SIGNS SHALL BE MOUNTED ON TWO U-CHANNEL POSTS UNLESS OTHERWISE INDICATED ON THE PLANS.
- . IF REMOVAL OR RELOCATION OF SIGNS ON PRIVATE STREET (NON-STATE MAINTAINED) IS REQUIRED DUE TO CONSTRUCTION, THE CONTRACTOR SHALL INFORM THE ENGINEER. THE WORK WILL BE COMPLETED BY OTHERS.
- . SIGNING PLANS DO NOT INCLUDE TEMPORARY CONSTRUCTION SIGNING OR PAVEMENT MARKINGS. SEE TRAFFIC CONTROL PLANS.
- . WHEN NOT STATIONED OR DIMENSIONED ON PLANS, ALL 'E' AND 'F' SIGNS SHALL BE FIELD LOCATED BY THE ENGINEER
- . ALL EXISTING SIGNS ON "U" CHANNEL POST WITHIN THE PROJECT LIMITS SHALL BE REMOVED AND DISPOSED OF UNLESS OTHERWISE NOTED ON PLANS.
- . WHEN EXISTING SIGNS ARE REMOVED AND INSTALLED ON NEW SUPPORTS, THE RE-ERECTION SHALL IMMEDIATELY FOLLOW THE REMOVAL.
- . THE BACKGROUND FOR TYPE E & F SIGNS SHALL BE TYPE III REFLECTIVE SHEETING. SEE ROADWAY PLANS FOR GUARDGUIDE RAIL DETAILS.

**Pay Item Notes:**

1	RELOCATE SIGN, TYPE D
2	DISPOSAL OF SIGN D, E OR F
3	DISPOSAL OF SIGN SYSTEM, U-CHANNEL
4	DISPOSAL OF SUPPORT, U-CHANNEL

**SUMMARY OF QUANTITIES  
AND NOTES**

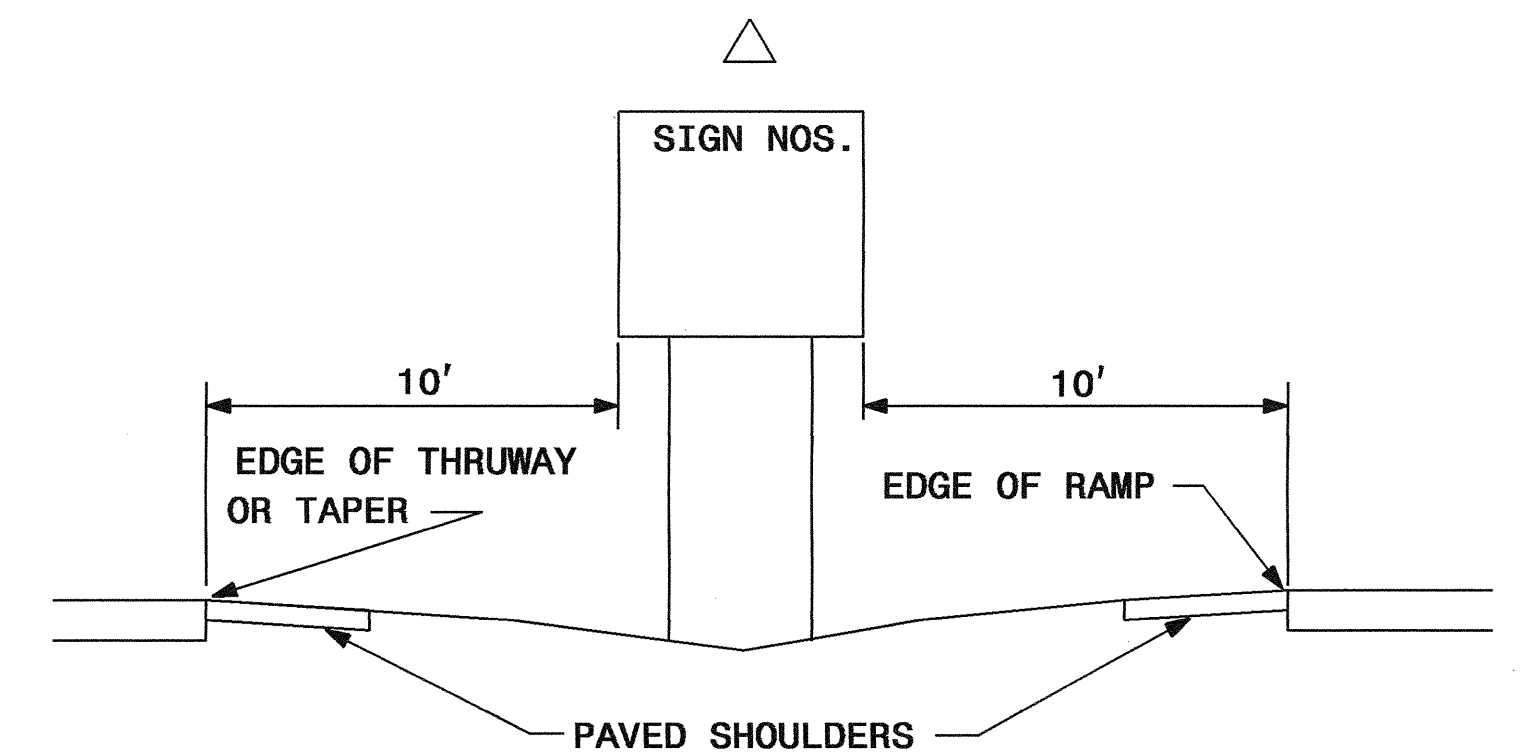
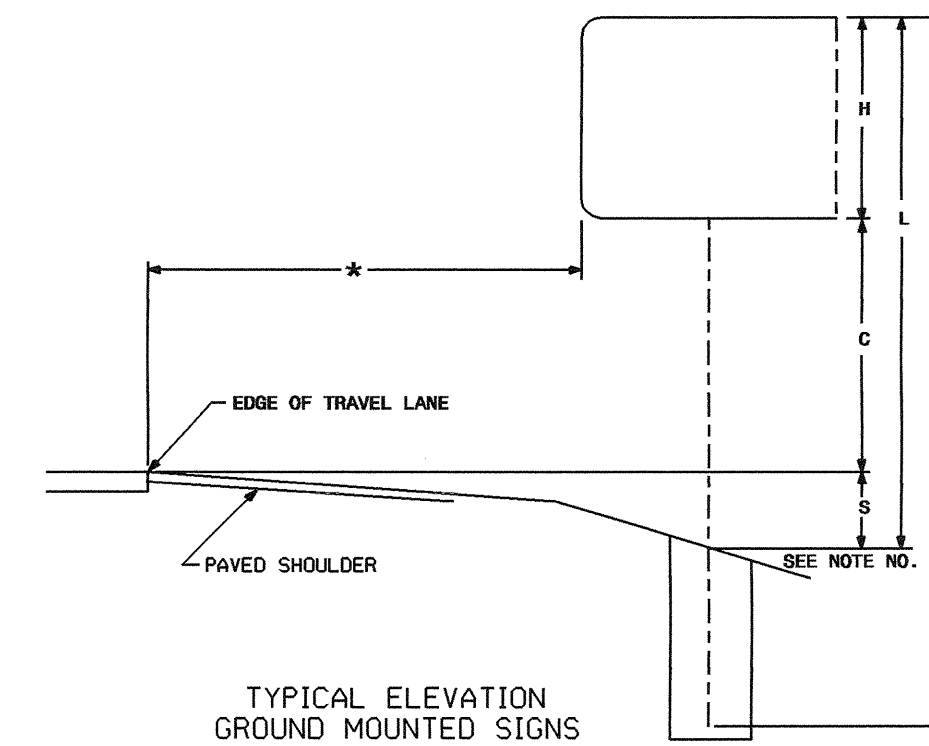
I2-MAR-2008 16:23  
 G:\TIP-projects-U\U3601\Traffic\Signing\CADD\Quantities & DM\_Signs-U-3601seed.dgn  
 xdkd\user AT TELC221b79

TIP NO. U-3601	SHEET NO. SIGN-03
APPROVED: <i>[Signature]</i>	
DATE: 3/10/08	
SEAL	

SIGN NO.	SIGN TYPE	SIGN SIZE (in.) w x h		ROADWAY STATION	NO. OF SUP.	BEAM SECTION	SUPPORT TYPE BA or S	ATTACH METHOD	MOUNTING METHOD	HORIZ. CLR.* (ft.)	LENGTH (ft)			LEFT SUPPORT (ft)			CENTER SUPPORT (ft)			RIGHT SUPPORT (ft)			FOOTING DIAMETER (ft.)	FOOTING DEPTH (ft.)	B/A SUPPORT WEIGHTS (lbs.)	SIMPLE SUPPORT WEIGHTS (lbs.)	REINF. FTGS. (c.y.)	FIELD VERIFIED SEE NOTE 2 (mm/dd/yy)																							
											SNS HT H	MTG HT C	EMBED-MENT	S	L	TOTAL LENGTH	S	L	TOTAL LENGTH	S	L	TOTAL LENGTH																													
101	B	120	X 48	22+00 -L-	2	S4x7.7	BA	N/A	N/A	20.00	4.00	7.00	4.5	2.01	13.01	17.51	0.00	0.00	0.00	3.14	14.14	18.64	1	5	318.96	0.00	0.29																								
102	B	126	X 48	97+80 -L-	2	W6x9	S	N/A	N/A	22.25	4.00	7.00	4.5	3.55	14.55	19.05	0.00	0.00	0.00	6.64	17.64	22.14	1.5	5	0.00	370.71	0.65																								
																							TOTAL	318.96	TOTAL	370.71	TOTAL	0.94																							
USE:																							319	371	1																										

**NOTES**

- DIMENSION "s" REPRESENTS AN INCREASE (+), OR A DECREASE (-) IN POLE LENGTH, RELATIVE TO THE ELEVATION OF THE EDGE OF PAVEMENT.
- FIELD VERIFICATIONS SHALL BE REQUIRED FOR ALL SUPPORTS, SEE (\*) ARTICLE 903-3. FABRICATORS SHALL BE AISC CERTIFIED IN CATEGORY 1, SEE (\*) ARTICLE 1072-1. (\*) = N.C.D.O.T. STANDARD SPECIFICATIONS FOR ROADS AND STRUCTURES
- PLAN LOCATIONS FOR EXISTING UTILITIES ARE BASED ON THE BEST AVAILABLE INFORMATION AND, THEREFORE MAY NOT BE PRECISELY ACCURATE. THEREFORE, IT IS INCUMBENT UPON THE CONTRACTOR TO DETERMINE THE EXACT LOCATION OF UTILITIES BEFORE BEGINNING WORK IN A LOCATION.




**TYPE "A" AND TYPE "B" GROUND MOUNTED SIGNS**

TIP NO. U-3601 SHEET NO. SIGN-04

APPROVED: *[Signature]*

DATE: 3/13/08

SEAL



SIGN NUMBER: 101 TYPE: B QUANTITY: 1

BACKG COLOR: Green COPY COLOR: White

SYMBOL	X	Y	WID	HT
ARUP	7.4	28.8	8	12
ARUP	85.5	7.2	8	12

SIGN WIDTH: 10'-0" HEIGHT: 4'-0" TOTAL AREA: 40.0 Sq.Ft.

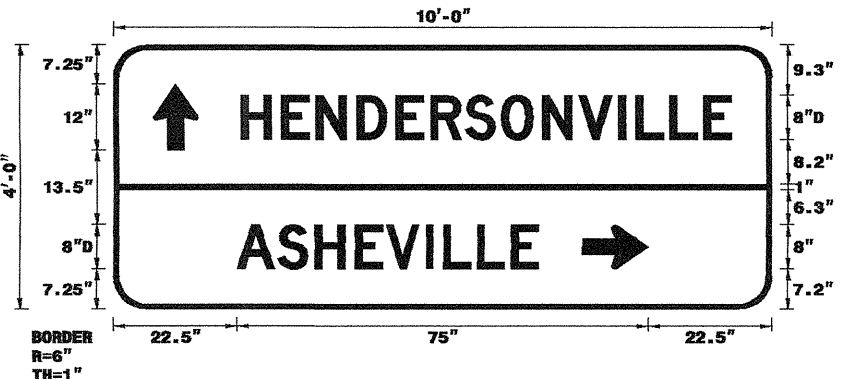
BORDER TYPE: FLUSH RECESS: 0" WIDTH: 1" RADII: 6"

NO. Z BARS: 2 LENGTH: 112.0

MAT'L: 0.125" (3.2 mm) ALUMINUM

DESIGN BY: jgm CHECKED BY: CHECKED DATE: Sep 14, 2007

PROJECT ID: U-3601 DIV: 13



USE NOTES: 1,4,6

- Legend and border shall be direct applied Grade C sheeting.
- Legend and border shall be direct applied non-reflective sheeting.
- Shields shall be Type III reflective sheeting on 0.032" (0.8mm) aluminum and demountable.
- Background shall be Grade C sheeting.
- Background shall be Type I reflective sheeting.
- Center arrow(s) vertically on sign.
- Bottom panel shall be yellow Type III sheeting. Legend shall be direct applied black non-reflective sheeting. Yellow panel is:

Spacing Factor is 1 unless specified otherwise

LETTER POSITIONS

Letter locations are panel edge to lower left corner												Series/Size		
												Text Length		
H	E	N	D	E	R	S	O	N	V	I	L	L	E	D 2000
23.4	30.7	37	44.4	51.6	57.9	64.2	70.8	78.2	84.9	92.2	95.4	101.5	107.7	89.3
A	S	H	E	V	I	L	L	E						D 2000
22.5	30	36.8	44.1	49.7	57	60.2	66.4	72.5						55

FILENAME: U-3601 sign designs NORTH CAROLINA D.O.T. SIGN DETAIL

SIGN NUMBER: 301 TYPE: D QUANTITY: 1

BACKG COLOR: Green COPY COLOR: White

SYMBOL	X	Y	WID	HT
ARUP	6.7	22.6	6	9
ARUP	10.5	5.6	8	12

SIGN WIDTH: 8'-0" HEIGHT: 3'-0" TOTAL AREA: 24.0 Sq.Ft.

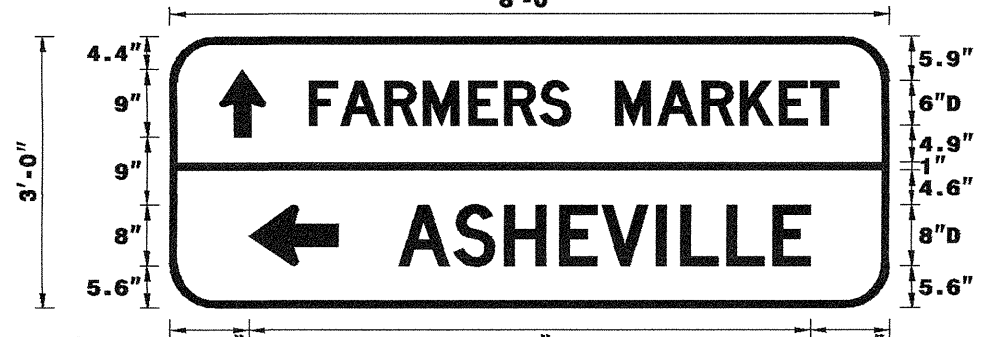
BORDER TYPE: FLUSH RECESS: 0" WIDTH: 1" RADII: 6"

NO. Z BARS: 2 LENGTH: 75"

MAT'L: 0.063" (1.6 mm) ALUMINUM 0.080" (2.0 mm) ALUMINUM 0.125" (3.2 mm) ALUMINUM

DESIGN BY: JGM CHECKED BY: CHECKED DATE: Mar 06, 2008

PROJECT ID: U-3601 DIV: 13



USE NOTES: 1,4,6

- Legend and border shall be direct applied Grade C sheeting.
- Legend and border shall be direct applied non-reflective sheeting.
- Shields shall be Type III reflective sheeting on 0.032" (0.8mm) aluminum and demountable.
- Background shall be Grade C sheeting.
- Background shall be Type I reflective sheeting.
- Center arrow(s) vertically on sign.
- Bottom panel shall be yellow Type III sheeting. Legend shall be direct applied black non-reflective sheeting. Yellow panel is:

Spacing Factor is 1 unless specified otherwise

LETTER POSITIONS

Letter spacings are to start of next letter												Series/Size				
												Text Length				
F	A	R	M	E	R	S	M	A	R	K	E	T	D 2000			
18.7	4.1	6	5.1	6.1	4.7	4.7	4.1	6	5.6	6	5.1	5.2	4.2	3.7	6.7	70.6
A	S	H	E	V	I	L	L	E						D 2000		
30.5	7.4	6.8	7.4	5.6	7.3	3.2	6.2	6.2	5	10.5						55

FILENAME: U-3601 Sign Designs NORTH CAROLINA D.O.T. SIGN DETAIL

SIGN NUMBER: 102 TYPE: B QUANTITY: 1

BACKG COLOR: Green COPY COLOR: White

SYMBOL	X	Y	WID	HT
ARUP	35	28.8	8	12
ARUP	107.2	7.3	8	12

SIGN WIDTH: 10'-6" HEIGHT: 4'-0" TOTAL AREA: 42.0 Sq.Ft.

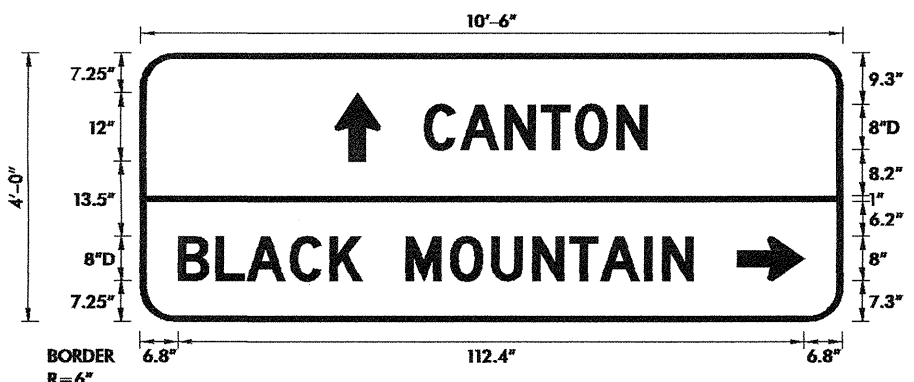
BORDER TYPE: FLUSH RECESS: 0" WIDTH: 1" RADII: 6"

NO. Z BARS: 2 LENGTH: 118.0

MAT'L: 0.125" (3.2 mm) ALUMINUM

DESIGN BY: jgm CHECKED BY: CHECKED DATE: Apr 10, 2007

PROJECT ID: U-3601 DIV: 13



USE NOTES: 1, 4, 6

- Legend and border shall be direct applied Grade C sheeting.
- Legend and border shall be direct applied non-reflective sheeting.
- Shields shall be Type III reflective sheeting on 0.032" (0.8mm) aluminum and demountable.
- Background shall be Grade C sheeting.
- Background shall be Type I reflective sheeting.
- Center arrow(s) vertically on sign.
- Bottom panel shall be yellow Type III sheeting. Legend shall be direct applied black non-reflective sheeting. Yellow panel is:

Spacing Factor is 1 unless specified otherwise

LETTER POSITIONS

Letter locations are panel edge to lower left corner												Series/Size		
												Text Length		
C	A	N	T	O	N							D 2000		
51	57.5	65.5	72.1	78.1	85.6							40		
B	L	A	C	K	M	O	U	N	T	A	I	N	D 2000	
6.8	13.6	19	26.9	34.1	39.7	47.7	55.7	63.1	70.5	77.1	82.6	90.6	93.8	92.4

FILENAME: U-3601 Sign Designs NORTH CAROLINA D.O.T. SIGN DETAIL

SIGN NUMBER: 302 TYPE: D QUANTITY: 1

BACKG COLOR: Green/Brown COPY COLOR: White

SYMBOL	X	Y	WID	HT
ARUP	8.2	26	6	9
ARUP	86.2	8.5	6	9

SIGN WIDTH: 8'-6" HEIGHT: 3'-0" TOTAL AREA: 25.5 Sq.Ft.

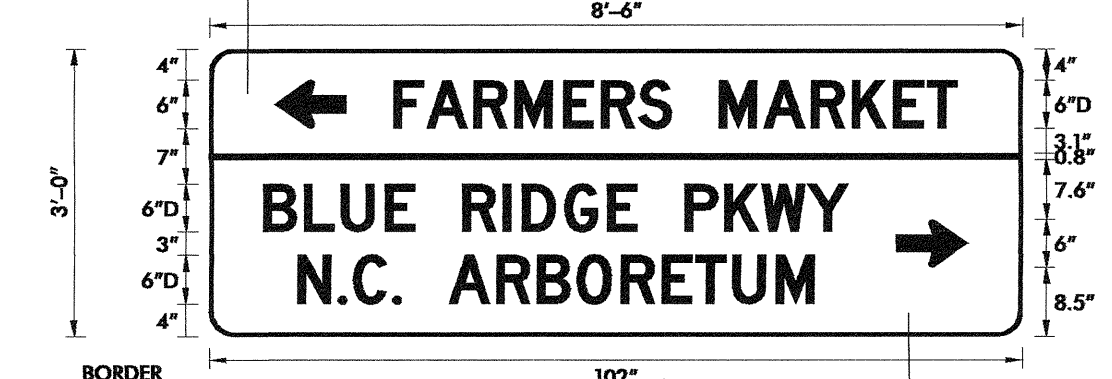
BORDER TYPE: FLUSH RECESS: 0" WIDTH: 0.5" RADII: 3"

NO. Z BARS: 2 LENGTH: 102"

MAT'L: 0.125" (3.2 mm) ALUMINUM

DESIGN BY: jgm CHECKED BY: CHECKED DATE: Mar 01, 2007

PROJECT ID: U-3601 DIV: 13



USE NOTES: 1, 4, 6

- Legend and border shall be direct applied Grade C sheeting.
- Legend and border shall be direct applied non-reflective sheeting.
- Shields shall be Type III reflective sheeting on 0.032" (0.8mm) aluminum and demountable.
- Background shall be Grade C sheeting.
- Background shall be Type I reflective sheeting.
- Center arrow(s) vertically on sign.
- Bottom panel shall be yellow Type III sheeting. Legend shall be direct applied black non-reflective sheeting. Yellow panel is:

Spacing Factor is 1 unless specified otherwise

LETTER POSITIONS


Letter spacings are to start of next letter												Series/Size				
												Text Length				
F	A	R	M	E	R	S	M	A	R	K	E	T	D 2000			
23.2	4.1	6	5.1	6.1	4.7	4.7	4.4	5.7	5.6	6	5.1	5.2	4.2	3.7	8.2	70.6
B	L	U	E	R	I	D	G	E	P	K	W	Y	D 2000			
6.8	5.1	4.6	5.5	4	5.7	5.1	2.4	5.3	5.4	4	5.7	5	4.7	5.7	5.2	21.8
N	-	C	-	A	R	B	O	R	E	T	U	M	D 2000			
11.1	5	1.9	4.9	1.3	5.8	6	5.1	5	5.6	5.1	4.2	4.6	5.5	4.7	26.1	64.7

FILENAME: U-3601 Sign Designs NORTH CAROLINA D.O.T. SIGN DETAIL

SIGN DESIGNS

12-MAR-2008 16:25 G:\TIPR-objects-U\U3601\Traffic\Signng\CAOD\Quantities & GM Signs\U-3601\seed.dgn

APPROVED: *[Signature]*  
DATE: 3/13/08

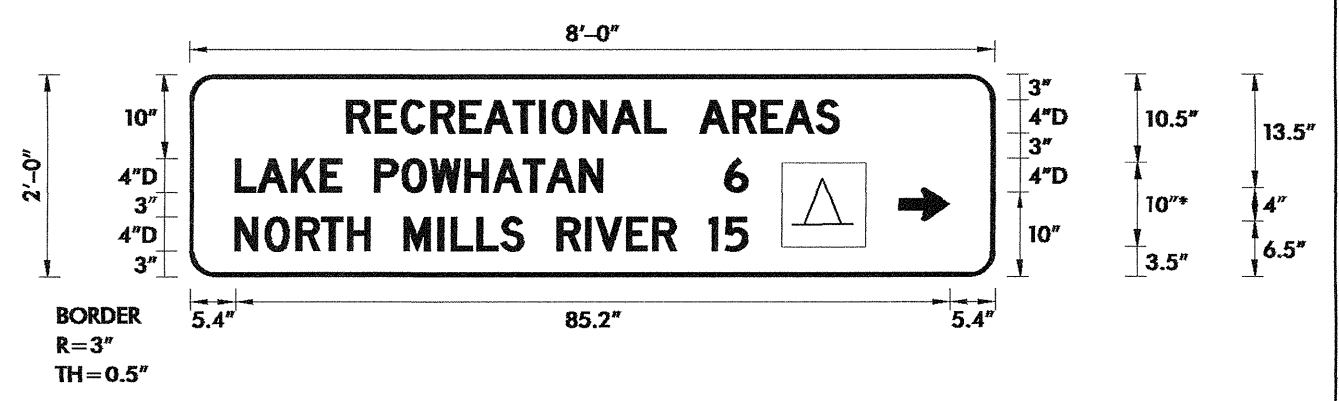


SIGN NUMBER: 303  
TYPE: D  
QUANTITY: 1  
SIGN WIDTH: 8'-0"  
HEIGHT: 2'-0"  
TOTAL AREA: 16.0 Sq.-Ft.  
BORDER TYPE: FLUSH  
RECESS: 0"  
WIDTH: 0.5"  
RADII: 3"  
NO. Z BARS: 1  
LENGTH: 0.125" (3.2 mm) ALUMINUM

SYMBOL	X	Y	WID	HT
ARUP	84.6	6.5	4	6
	70.6	3.5	10	10

BACKG COLOR: Brown  
COPY COLOR: White

DESIGN BY: jgm  
PROJECT ID: U-3601  
CHECKED BY: CHECKED  
DIV: 13  
STD #: DATE: Mar 01, 2007



- USE NOTES: 1, 4, 6  
1. Legend and border shall be direct applied Grade C sheeting.  
2. Legend and border shall be direct applied non-reflective sheeting.  
3. Shields shall be Type III reflective sheeting on 0.032" (0.8mm) aluminum and demountable.  
4. Background shall be Grade C sheeting.  
5. Background shall be Type I reflective sheeting.  
6. Center arrow(s) vertically on sign.  
7. Bottom panel shall be yellow Type III sheeting. Legend shall be direct applied black non-reflective sheeting. Yellow panel is:

LETTER POSITIONS

Letter spacings are to start of next letter													Series/Size Text Length									
R	E	C	R	E	A	T	I	O	N	A	L	A	R	E	A	S	D 2000					
18.7	3.4	3.1	3.6	3.4	2.8	3.6	3.1	1.5	3.7	3.3	4	2.6	3.9	4	3.4	2.8	3.7	2.7	18.6	58.7		
L	A	K	E	P	O	W	H	A	T	A	N									D 2000		
5.4	2.7	4	3.5	2.7	3.8	3.2	3.4	4.2	3.3	3.6	2.7	4	2.7	14.6	2.7	29.4				61.2		
N	O	R	T	H	M	I	L	L	S	R	I	V	E	R						D 2000		
5.4	3.6	3.7	3	3.1	3.2	3.5	4.1	1.6	3.1	2.8	2.9	3.8	3.4	1.2	3.6	3.2	2.9	3.8	1.9	2.7	29.4	61.2

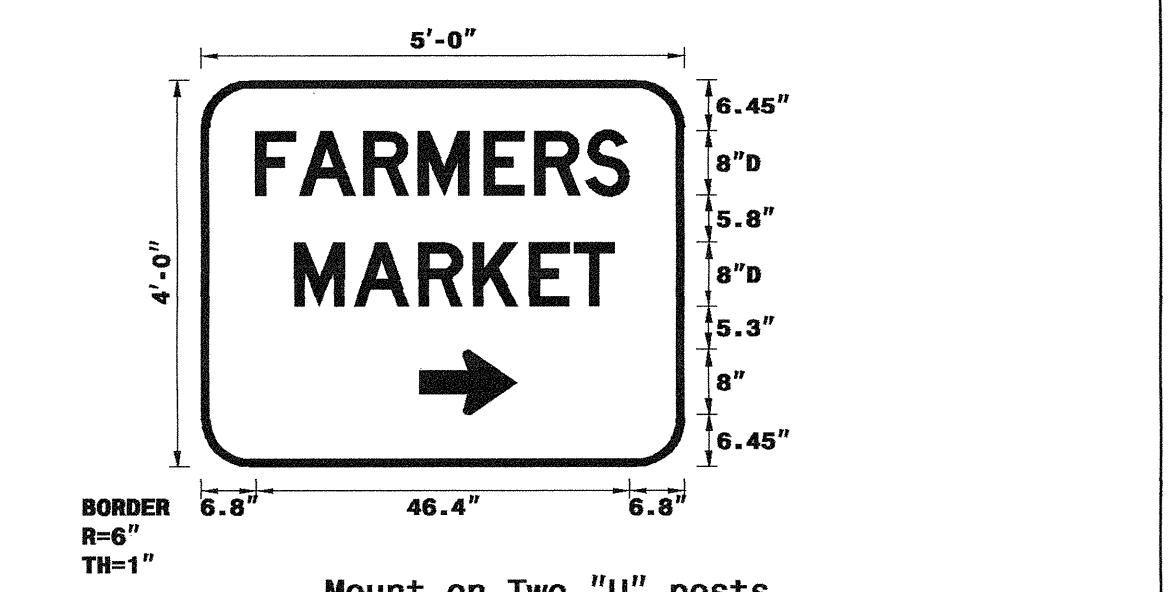
FILENAME: u-3601 Sign Designs NORTH CAROLINA D.O.T. SIGN DETAIL

SIGN NUMBER: 304  
TYPE: D  
QUANTITY: 1  
SIGN WIDTH: 5'-0"  
HEIGHT: 4'-0"  
TOTAL AREA: 20.0 Sq.-Ft.  
BORDER TYPE: FLUSH  
RECESS: 0"  
WIDTH: 1"  
RADII: 6"  
NO. Z BARS: 1  
LENGTH: 0.125" (3.2 mm) ALUMINUM

SYMBOL	X	Y	WID	HT
ARUP	27.2	6.4	8	12

BACKG COLOR: Green  
COPY COLOR: White

DESIGN BY: jgm  
PROJECT ID: U-3601  
CHECKED BY: CHECKED  
DIV: 13  
DATE: Sep 14, 2007



- USE NOTES: 1, 4, 6  
1. Legend and border shall be direct applied Grade C sheeting.  
2. Legend and border shall be direct applied non-reflective sheeting.  
3. Shields shall be Type III reflective sheeting on 0.032" (0.8mm) aluminum and demountable.  
4. Background shall be Grade C sheeting.  
5. Background shall be Type I reflective sheeting.  
6. Center arrow(s) vertically on sign.  
7. Bottom panel shall be yellow Type III sheeting. Legend shall be direct applied black non-reflective sheeting. Yellow panel is:

LETTER POSITIONS

Letter spacings are to start of next letter													Series/Size Text Length
F	A	R	M	E	R	S							D 2000
6.8	5.4	8	6.8	8.2	6.3	6.2	5.4	6.8					46.4
M	A	R	K	E	T								D 2000
11.6	7.4	8	6.8	7	5.6	5	8.7						39.8


FILENAME: u-3601 sign designs NORTH CAROLINA D.O.T. SIGN DETAIL

SIGN NUMBER: 305  
TYPE: D  
QUANTITY: 1  
SIGN WIDTH: 7'-6"  
HEIGHT: 3'-0"  
TOTAL AREA: 22.5 Sq.-Ft.  
BORDER TYPE: FLUSH  
RECESS: 0"  
WIDTH: 1"  
RADII: 6"  
NO. Z BARS: 1  
LENGTH: 0.125" (3.2 mm) ALUMINUM

SYMBOL	X	Y	WID	HT
ARUP	9.2	14	8	12

BACKG COLOR: Green  
COPY COLOR: White

DESIGN BY: jgm  
PROJECT ID: U-3601  
CHECKED BY: CHECKED  
DIV: 13  
DATE: Sep 14, 2007



- USE NOTES: 1, 4, 6  
1. Legend and border shall be direct applied Grade C sheeting.  
2. Legend and border shall be direct applied non-reflective sheeting.  
3. Shields shall be Type III reflective sheeting on 0.032" (0.8mm) aluminum and demountable.  
4. Background shall be Grade C sheeting.  
5. Background shall be Type I reflective sheeting.  
6. Center arrow(s) vertically on sign.  
7. Bottom panel shall be yellow Type III sheeting. Legend shall be direct applied black non-reflective sheeting. Yellow panel is:

LETTER POSITIONS

Letter spacings are to start of next letter													Series/Size Text Length
B	L	A	C	K									D 2000
38.6	6.8	5.4	7.8	7.2	5.6	18.6							32.9
M	O	U	N	T	A	I	N						D 2000
29.2	8	7.4	7.4	6.6	5.4	8	3.2	5.4	9.2				51.5

FILENAME: u-3601 sign designs NORTH CAROLINA D.O.T. SIGN DETAIL

SIGN NUMBER: 306  
TYPE: D  
QUANTITY: 1  
SIGN WIDTH: 5'-0"  
HEIGHT: 4'-0"  
TOTAL AREA: 20.0 Sq.-Ft.  
BORDER TYPE: FLUSH  
RECESS: 0"  
WIDTH: 1"  
RADII: 6"  
NO. Z BARS: 1  
LENGTH: 0.125" (3.2 mm) ALUMINUM

SYMBOL	X	Y	WID	HT
ARUP	24	6	8	12

BACKG COLOR: Green  
COPY COLOR: White

DESIGN BY: jgm  
PROJECT ID: U-3601  
CHECKED BY: CHECKED  
DIV: 13  
DATE: Sep 14, 2007



- USE NOTES: 1, 4, 6  
1. Legend and border shall be direct applied Grade C sheeting.  
2. Legend and border shall be direct applied non-reflective sheeting.  
3. Shields shall be Type III reflective sheeting on 0.032" (0.8mm) aluminum and demountable.  
4. Background shall be Grade C sheeting.  
5. Background shall be Type I reflective sheeting.  
6. Center arrow(s) vertically on sign.  
7. Bottom panel shall be yellow Type III sheeting. Legend shall be direct applied black non-reflective sheeting. Yellow panel is:

LETTER POSITIONS

Letter spacings are to start of next letter													Series/Size Text Length
F	A	R	M	E	R	S							D 2000
6.8	5.4	8	6.8	8.2	6.3	6.2	5.4	6.8					46.4
M	A	R	K	E	T								D 2000
10.1	7.4	8	6.8	7	5.6	5	10.1						39.8

FILENAME: u-3601 sign designs NORTH CAROLINA D.O.T. SIGN DETAIL

SIGN DESIGNS


12-MAR-2008 16:26 U:\TIPF-ojects-U\U3601\Traffic\CADD\Quantities & DM Signs-U-3601seed.dgn

TIP NO. U-3601 SHEET NO. SIGN-06

APPROVED: *[Signature]*

DATE: 3/13/08

SEAL



SIGN NUMBER: 307  
 TYPE: D  
 QUANTITY: 1

BACKG COLOR: White  
 COPY COLOR: Black


SYMBOL	X	Y	WID	HT
ARUP	5.4	3.8	6	9

SIGN WIDTH: 8'-0"  
 HEIGHT: 2'-0"  
 TOTAL AREA: 16.0 Sq.Ft.

BORDER TYPE: FLUSH  
 RECESS: 0"  
 WIDTH: 0.75"  
 RADII: 3"

NO. Z BARS:  
 LENGTH: 0.125" (3.2 mm) ALUMINUM

DESIGN BY: wrd CHECKED BY: DATE: Jan 08, 2008  
 PROJECT ID: U-3601 DIV: 13



USE NOTES: 1,2

- Legend and border shall be direct applied Grade C sheeting.
- Background shall be Grade C sheeting.

Mount on Two "U" posts  
 Spacing Factor is 1 unless specified otherwise

LETTER POSITIONS

Letter spacings are to start of next letter

	U	S	P	O	S	T	A	L	S	E	R	V	I	C	E		Series/Size Text Length				
	9.8	5.1	4.1	6	4.9	5.2	4.6	4.1	6	3.7	6	5.1	4.7	4.6	5.5	2.3	5.4	3.7	5.4	D 2000 80.8	
																					D 2000 70.1

FILENAME: U-3601 Sign Designs NORTH CAROLINA D.O.T. SIGN DETAIL

SIGN NUMBER: 308  
 TYPE: D  
 QUANTITY: 1

BACKG COLOR: White  
 COPY COLOR: Black

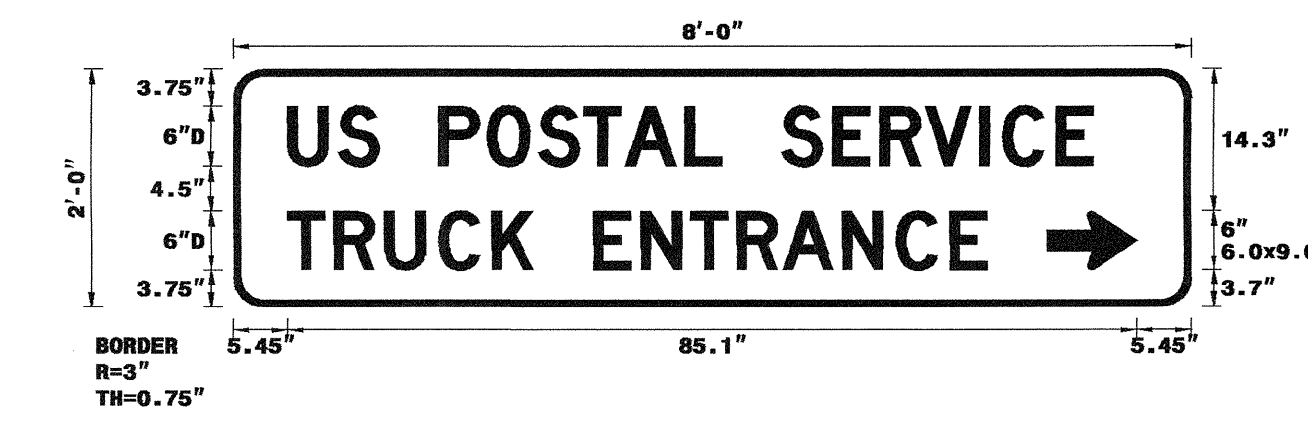
SYMBOL	X	Y	WID	HT
ARUP	81.6	3.8	6	9

SIGN WIDTH: 8'-0"  
 HEIGHT: 2'-0"  
 TOTAL AREA: 16.0 Sq.Ft.

BORDER TYPE: FLUSH  
 RECESS: 0"  
 WIDTH: 0.75"  
 RADII: 3"

NO. Z BARS:  
 LENGTH: 0.125" (3.2 mm) ALUMINUM

DESIGN BY: wrd CHECKED BY: DATE: Jan 08, 2008  
 PROJECT ID: U-3601 DIV: 13



USE NOTES: 1,2

- Legend and border shall be direct applied Grade C sheeting.
- Background shall be Grade C sheeting.

Mount on Two "U" posts  
 Spacing Factor is 1 unless specified otherwise

LETTER POSITIONS

Letter spacings are to start of next letter

	U	S	P	O	S	T	A	L	S	E	R	V	I	C	E		Series/Size Text Length				
	5.4	5.1	4.1	6	4.9	5.2	4.6	4.1	6	3.7	6	5.1	4.7	4.6	5.5	2.3	5.4	3.7	9.8	D 2000 80.8	
																					D 2000 70.1

FILENAME: U-3601 Sign Designs NORTH CAROLINA D.O.T. SIGN DETAIL

SIGN NUMBER: 310  
 TYPE: D  
 QUANTITY: 1

BACKG COLOR: Green  
 COPY COLOR: White


SYMBOL	X	Y	WID	HT
ARUP	61.5	26.4	6	9
ARUP	26.1	3.6	6	9

SIGN WIDTH: 8'-0"  
 HEIGHT: 3'-0"  
 TOTAL AREA: 24.0 Sq.Ft.

BORDER TYPE: FLUSH  
 RECESS: 0"  
 WIDTH: 0.75"  
 RADII: 6"

NO. Z BARS:  
 LENGTH: 0.125" (3.2 mm) ALUMINUM

DESIGN BY: WRD CHECKED BY: DATE: Mar 12, 2008  
 PROJECT ID: U-3601 DIV: 13



USE NOTES: 1,2

- Legend and border shall be direct applied Grade C sheeting.
- Background shall be Grade C reflective sheeting.

MOUNT ON TWO "U" POSTS  
 Spacing Factor is 0.6 for "CROSSROADS CHRISTIAN"

LETTER POSITIONS


Letter spacings are to start of next letter






	C	A	N	T	O	N																	Series/Size Text Length	
	25.5	4.9	6	5	4.5	5.6	4.1	40.5															D 2000 30	
																								D 2000 86.6
																								D 2000 37.6

FILENAME: U-3601 Sign Designs NORTH CAROLINA D.O.T. SIGN DETAIL

SIGN DESIGNS











I2-MAR-2008 16:26  
 0:\TIP\o\_projects\U03601\Traffic\Signmg\CADD\Quantities & DM\_Signs\U-3601seed.dgn  
 xdekduk AT 10:22:16/05



<p>403 QUANTITY REQ'D 6</p>  <p>36 X 48 R2-1</p> <p>TWO "U" POST PER SIGN</p>	<p>413 QUANTITY REQ'D 13</p>  <p>54 X 18 R6-1 (R)</p> <p>TWO "U" POSTS PER SIGN MOUNT BEHIND SIGN 413 IN 1 INSTALLATION</p>	<p>439 QUANTITY REQ'D 1</p>  <p>36 X 36 W3-1a</p> <p>ONE "U" POST PER SIGN</p>	<p>463 QUANTITY REQ'D 1</p>  <p>36 X 36 W11-1</p> <p>ONE "U" POST PER SIGN</p>			
<p>408 QUANTITY REQ'D 11</p>  <p>30 X 30 R1-1</p> <p>ONE "U" POST PER SIGN</p>	<p>414 QUANTITY REQ'D 7</p>  <p>54 X 18 R6-1 (L)</p> <p>TWO "U" POSTS PER SIGN MOUNT BEHIND SIGN 413 IN 5 INSTALLATIONS</p>	<p>458 QUANTITY REQ'D 3</p>  <p>30 X 30 W14-2</p> <p>ONE "U" POST PER SIGN</p>				
<p>410 QUANTITY REQ'D 27</p>  <p>36 X 24 R5-1a</p> <p>ONE "U" POST PER SIGN</p>	<p>416 QUANTITY REQ'D 9</p>  <p>24 X 30 R4-7</p> <p>ONE "U" POST PER SIGN</p>	<p>459 QUANTITY REQ'D 3</p>  <p>24 X 24 W12-1</p> <p>MOUNT BEHIND SIGN NO. 411 IN 2 INTALLATIONS</p>				
<p>411 QUANTITY REQ'D 19</p>  <p>30 X 30 R5-1</p> <p>ONE "U" POST PER SIGN</p>	<p>417 QUANTITY REQ'D 9</p>  <p>18 X 18 W23-15</p> <p>MOUNT BELOW SIGN 416 IN 10 INSTALLATIONS</p>	<p>460 QUANTITY REQ'D 2</p>  <p>24 X 24 R3-2</p> <p>MOUNT BELOW SIGN NO. 408 IN 2 INSTALLATIONS</p>				
<p>412 QUANTITY REQ'D 2</p>  <p>36 X 36 X 36 R1-2</p> <p>ONE "U" POST PER SIGN</p>	<p>438 QUANTITY REQ'D 2</p>  <p>36 X 36 W3-3</p> <p>ONE "U" POST PER SIGN</p>	<p>462 QUANTITY REQ'D 1</p>  <p>24 X 30 W16-1</p> <p>MOUNT BELOW SIGN NO. 463 IN 1 INTALLATION</p>				<p style="text-align: center;"><b>TYPE "E" SIGNS</b></p>



I2-MAR-2008 16:24  
 G:\TIP\Projects\U-3601\Traffic\Signing\CADD\Quantities & GM\_Signs\_U-3601seed.dgn  
 rdekduk AT TEL221679

501

		2- 24" X 12"
		2- 21" X 15"
		2- 24" X 12"
		2- 24" X 24"
		2- 21" X 15"



TWO "U" POSTS

506

	1- 24" X 12"
	1- 24" X 24"







ONE "U" POST

502

	1- 24" X 12"
	1- 24" X 24"







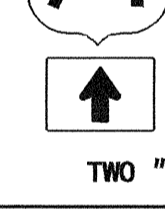





ONE "U" POST

507

		2- 24" X 12"
		2- 24" X 24"
		2- 21" X 15"







TWO "U" POSTS

503

		2- 24" X 12"
		2- 24" X 24"
		2- 21" X 15"
		2- 24" X 12"
		2- 24" X 24"
		2- 21" X 15"



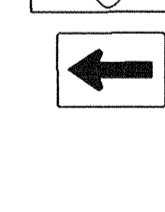
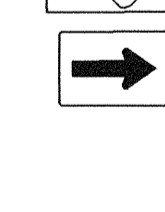


TWO "U" POSTS

508

		2- 24" X 12"
		2- 24" X 24"
		2- 21" X 15"







MOUNT BELOW SIGN 305

504

		2- 24" X 12"
		2- 24" X 24"
		2- 21" X 15"





MOUNT BELOW SIGN 303

509

		2- 24" X 12"
		2- 24" X 24"
		2- 21" X 15"

TWO "U" POSTS

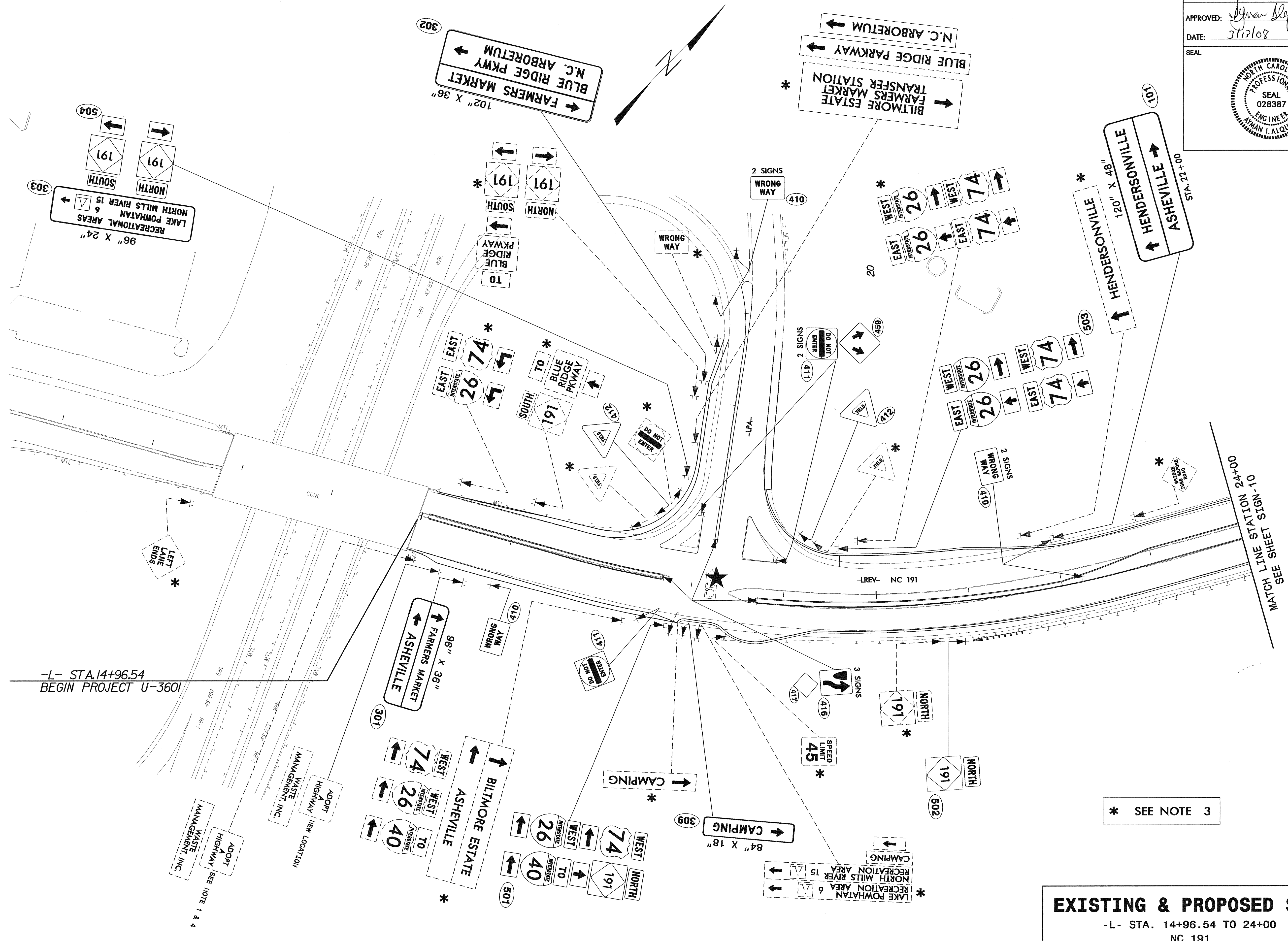
505

		2- 21" X 15"
		2- 24" X 24"

TWO "U" POSTS

**TYPE "F" SIGNS**





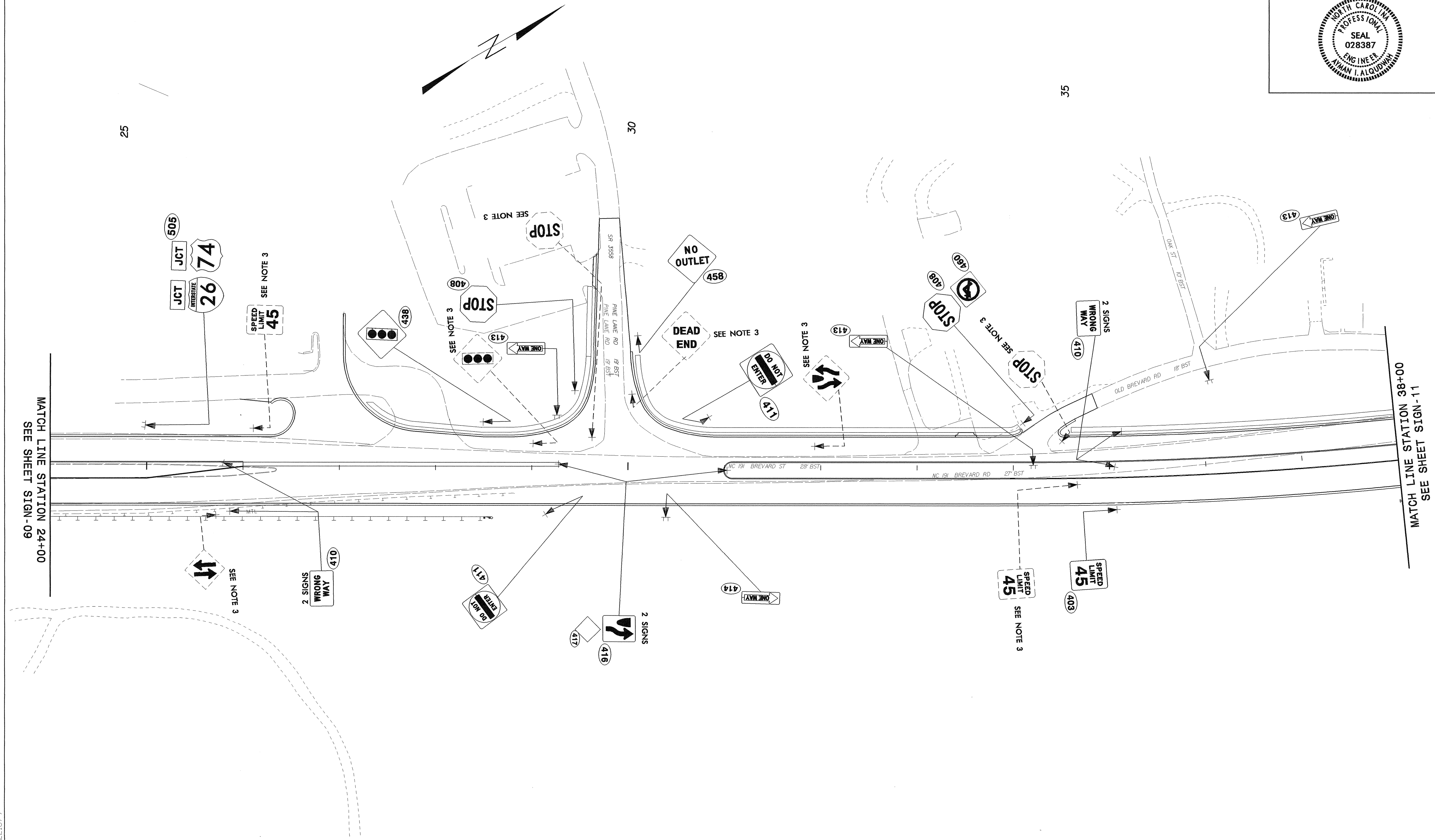
-L- STA. 14+96.54  
BEGIN PROJECT U-3601

\* SEE NOTE 3

**EXISTING & PROPOSED SIGNS**  
-L- STA. 14+96.54 TO 24+00  
NC 191

12-MAR-2008 16:31  
 G:\TIP-U-3601\Signing\CADD\Signing Layout Plans\signing-U-3601\_Sign-09.dgn  
 AT: TEL221674  
 wdbakduk

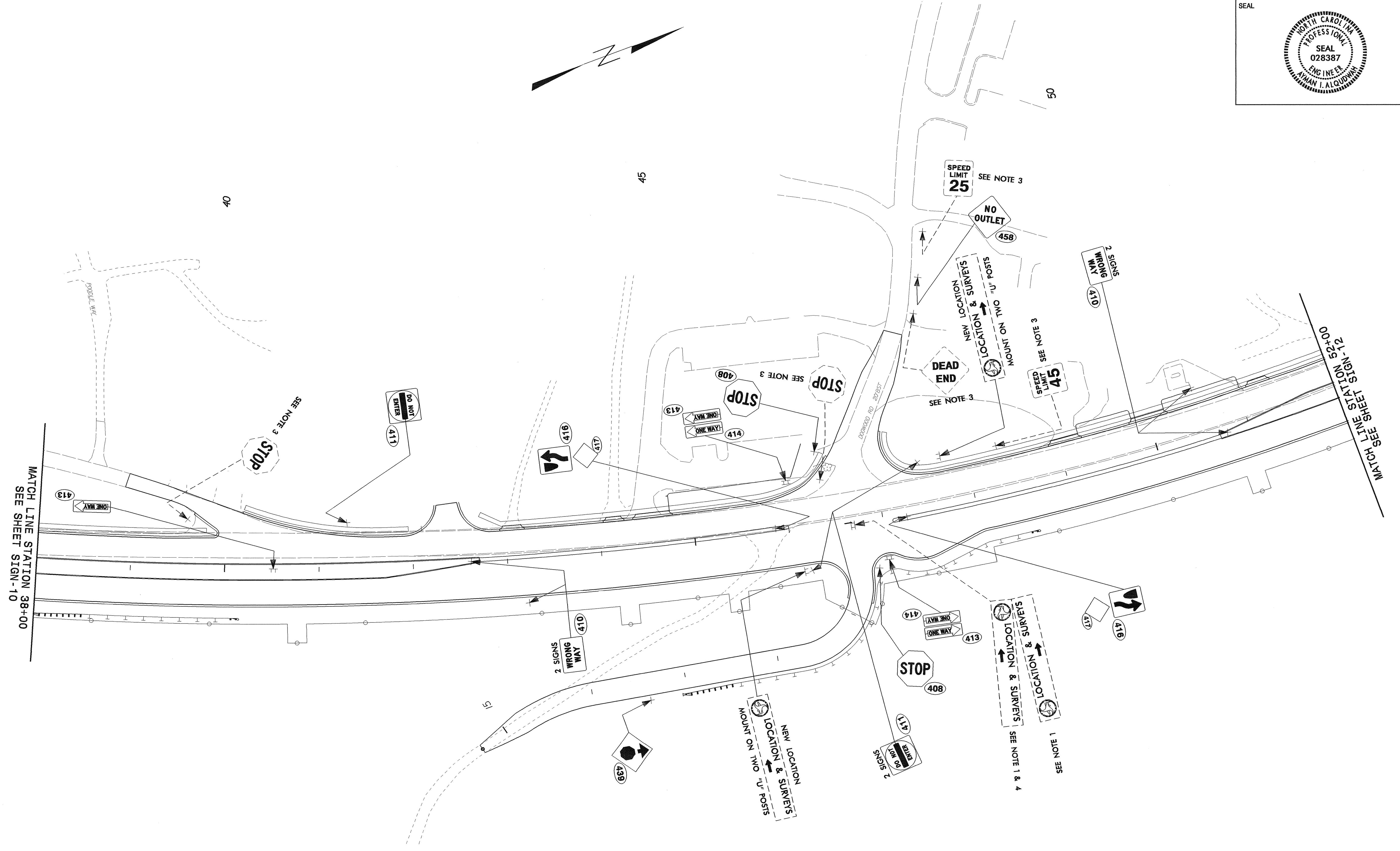
TIP NO. U-3601	SHEET NO. SIGN-10
APPROVED: <i>[Signature]</i>	
DATE: 3/13/08	
SEAL	



**EXISTING & PROPOSED SIGNS**  
 -L- STA. 24+00 TO 38+00  
 NC 191

07-MAR-2008 11:52  
 D:\TIP\Projects\U-3601\Traffic\CADD\Signing Layout Plans\signing\U-3601\_Sign-10.dgn  
 xdekduk AT 10:22:16/79

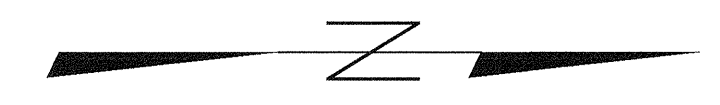
TIP NO. U-3601	SHEET NO. SIGN-11
APPROVED: <i>[Signature]</i>	
DATE: 3/13/08	
SEAL	



I2-MAR-2008 16:33  
 G:\TIPPs\Projects\U-3601\Traffic\CADD\Signing Layout Plans\signing\U-3601\_Sign-11.dgn  
 rdakduk AT 11:02:22 16/7/9

**EXISTING & PROPOSED SIGNS**  
 -L- STA. 38+00 TO 52+00  
 NC 191

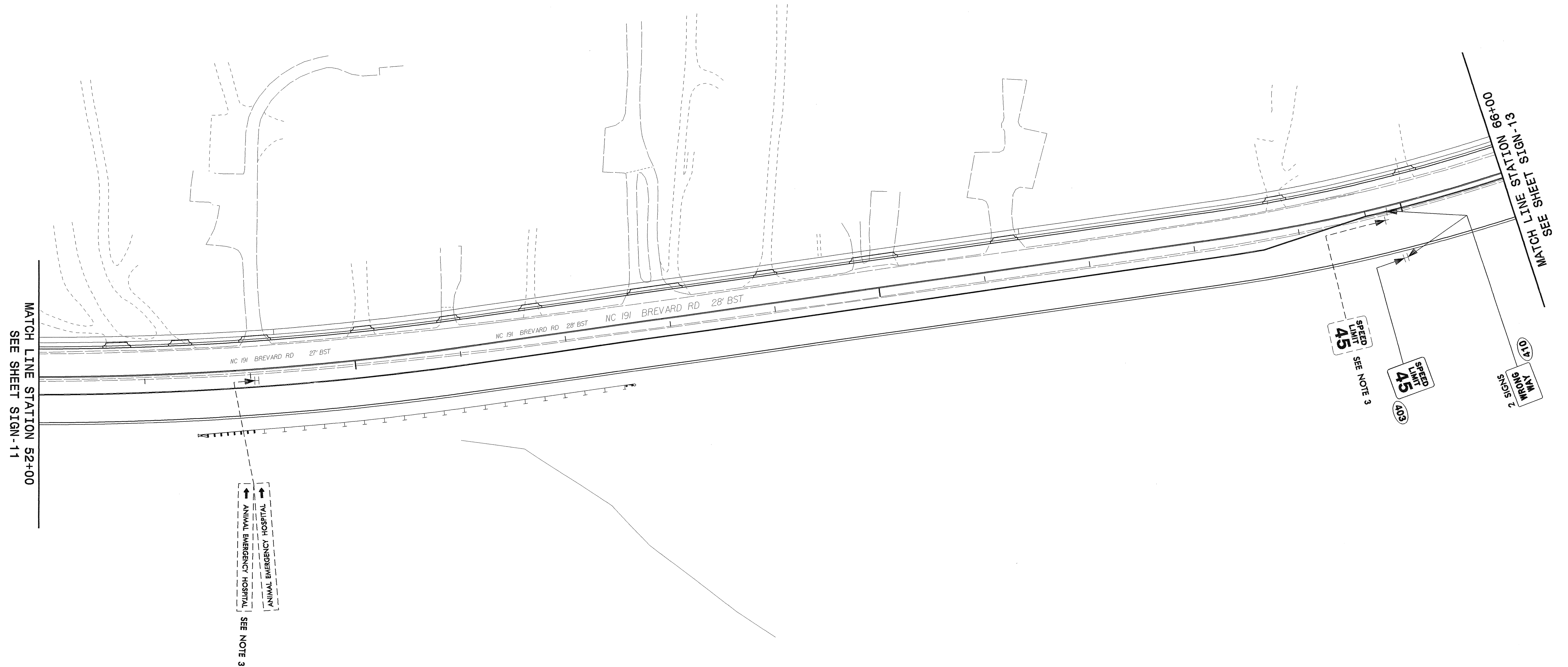
TIP NO. U-3601	SHEET NO. SIGN-12
APPROVED: <i>[Signature]</i>	
DATE: 5/13/08	
SEAL	



65

60

55



MATCH LINE STATION 52+00  
SEE SHEET SIGN-11

ANIMAL EMERGENCY HOSPITAL  
ANIMAL EMERGENCY HOSPITAL  
SEE NOTE 3

SPEED LIMIT 45  
SEE NOTE 3

SPEED LIMIT 45  
A03

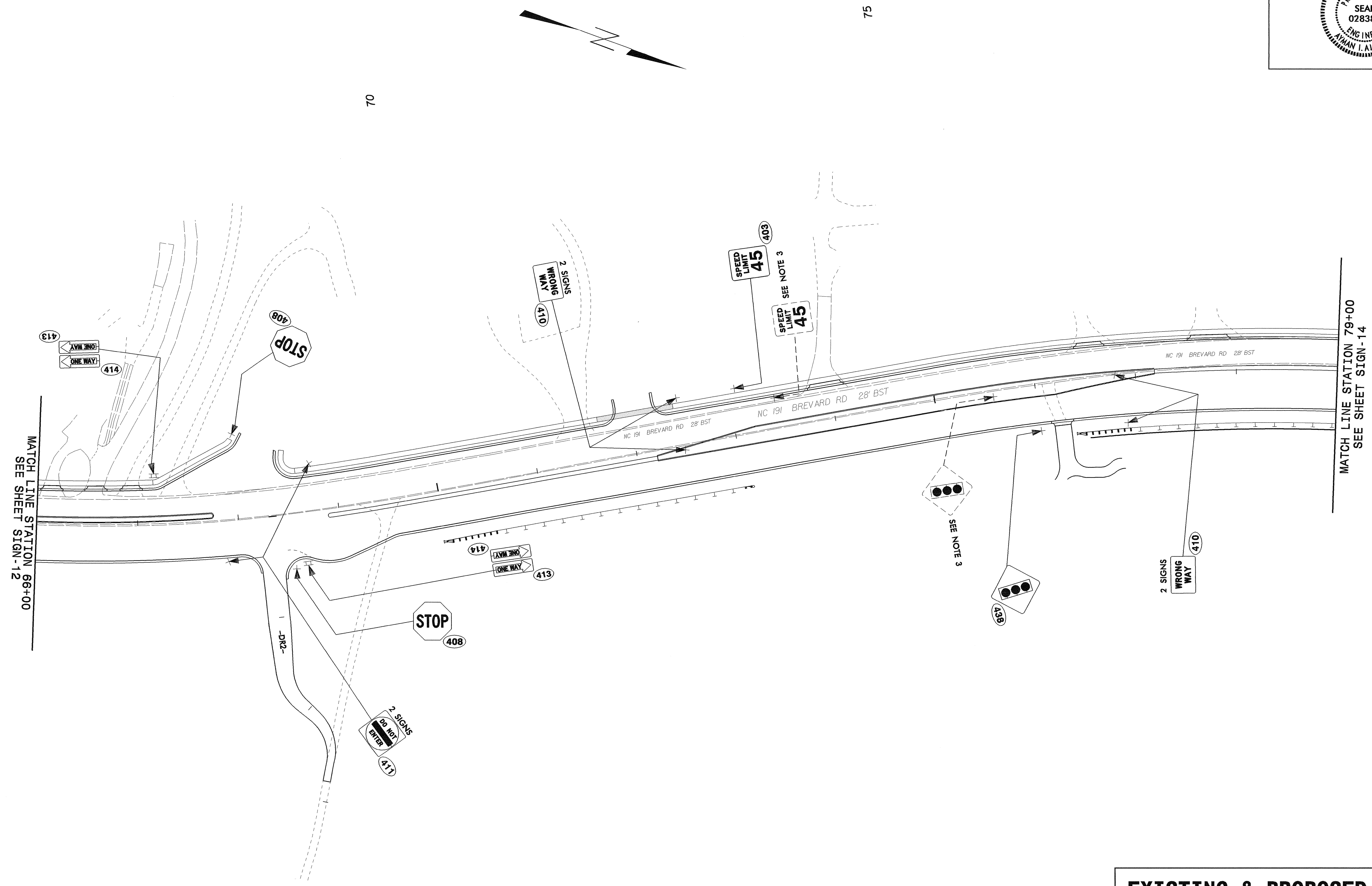
A09  
AWAY FROM SIGN

00+99 99-1-1 NB I-95  
SEE SHEET 11 MATCH  
SEE SHEET 11

**EXISTING & PROPOSED SIGNS**  
-L- STA. 52+00 TO 66+00  
NC 191

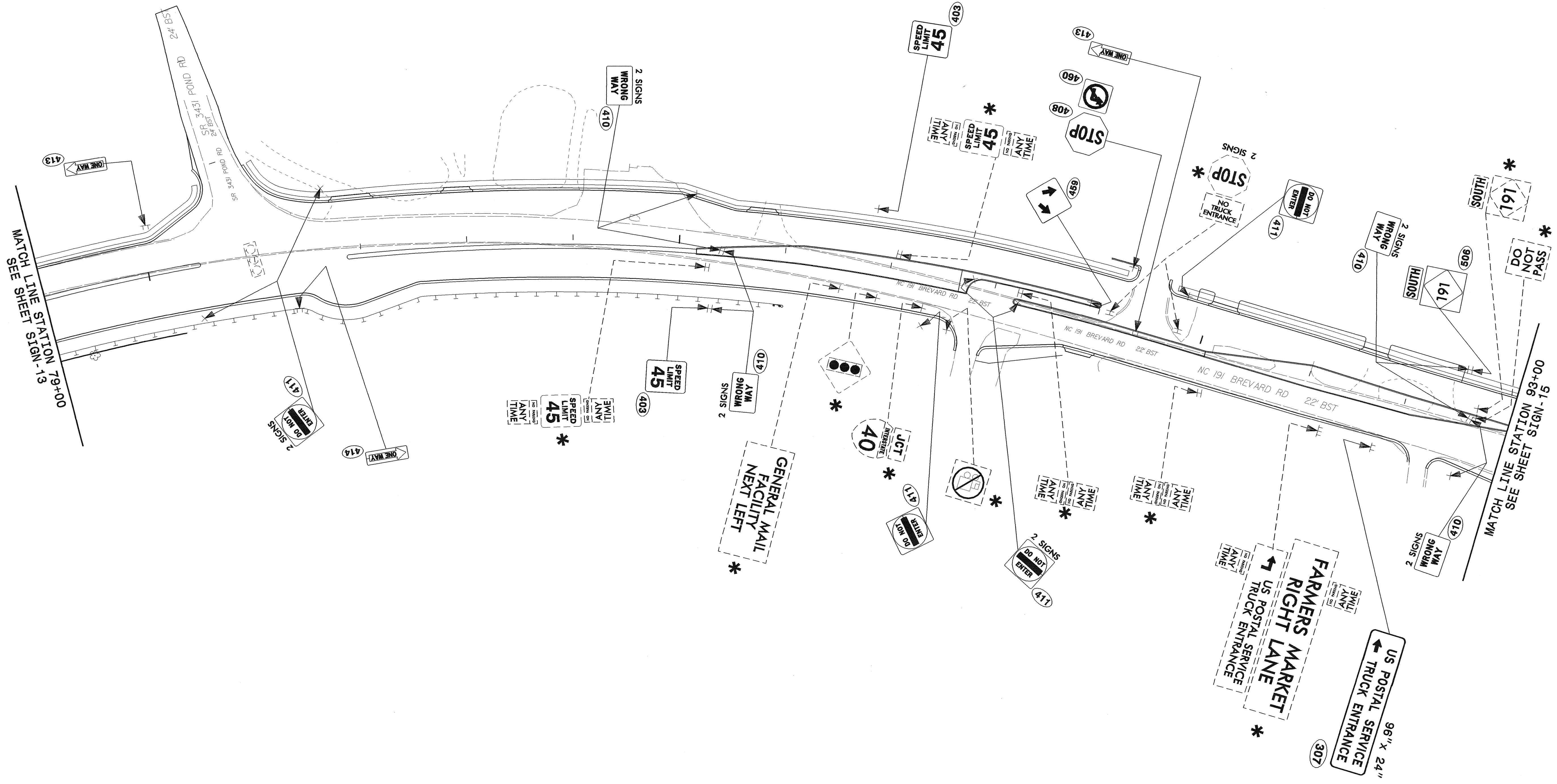
07-MAR-2008 12:03  
D:\TIP\Projects-U\U3601\Traffic\CADD\Signing Layout Plans\signing\U-3601\_Sign-12.dgn  
wdekduk AT TEC221679

TIP NO. U-3601	SHEET NO. SIGN-13
APPROVED: <i>[Signature]</i>	
DATE: 3/13/08	
SEAL	



**EXISTING & PROPOSED SIGNS**  
 -L- STA. 66+00 TO 79+00  
 NC 191

07-MAR-2008 12:05  
 D:\TIP\Projects\U-3601\Traffic\CADD\Signing Layout Plans\signing\U-3601\_Sign-13.dgn  
 xdekduk AT TEC221679



88

85

86

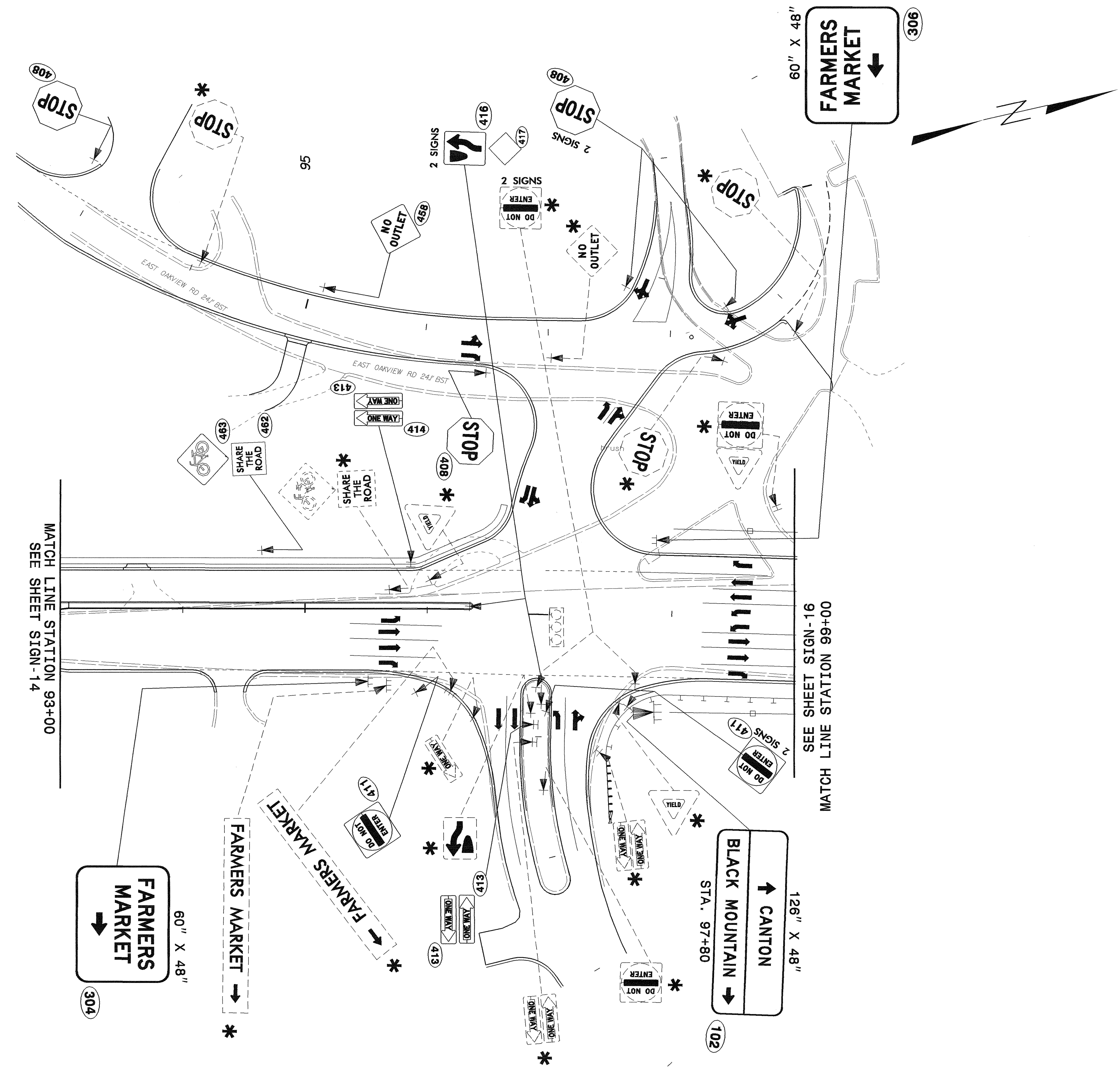
MATCH LINE STATION 79+00  
SEE SHEET SIGN-13

MATCH LINE STATION 93+00  
SEE SHEET SIGN-15

\* SEE NOTE 3

**EXISTING & PROPOSED SIGNS**  
-L- STA. 79+00 TO 93+00  
NC 191

TIP NO. U-3601	SHEET NO. SIGN-15
APPROVED: <i>[Signature]</i>	
DATE: 3/13/08	
SEAL	



MATCH LINE STATION 93+00  
SEE SHEET SIGN-14

SEE SHEET SIGN-16  
MATCH LINE STATION 99+00


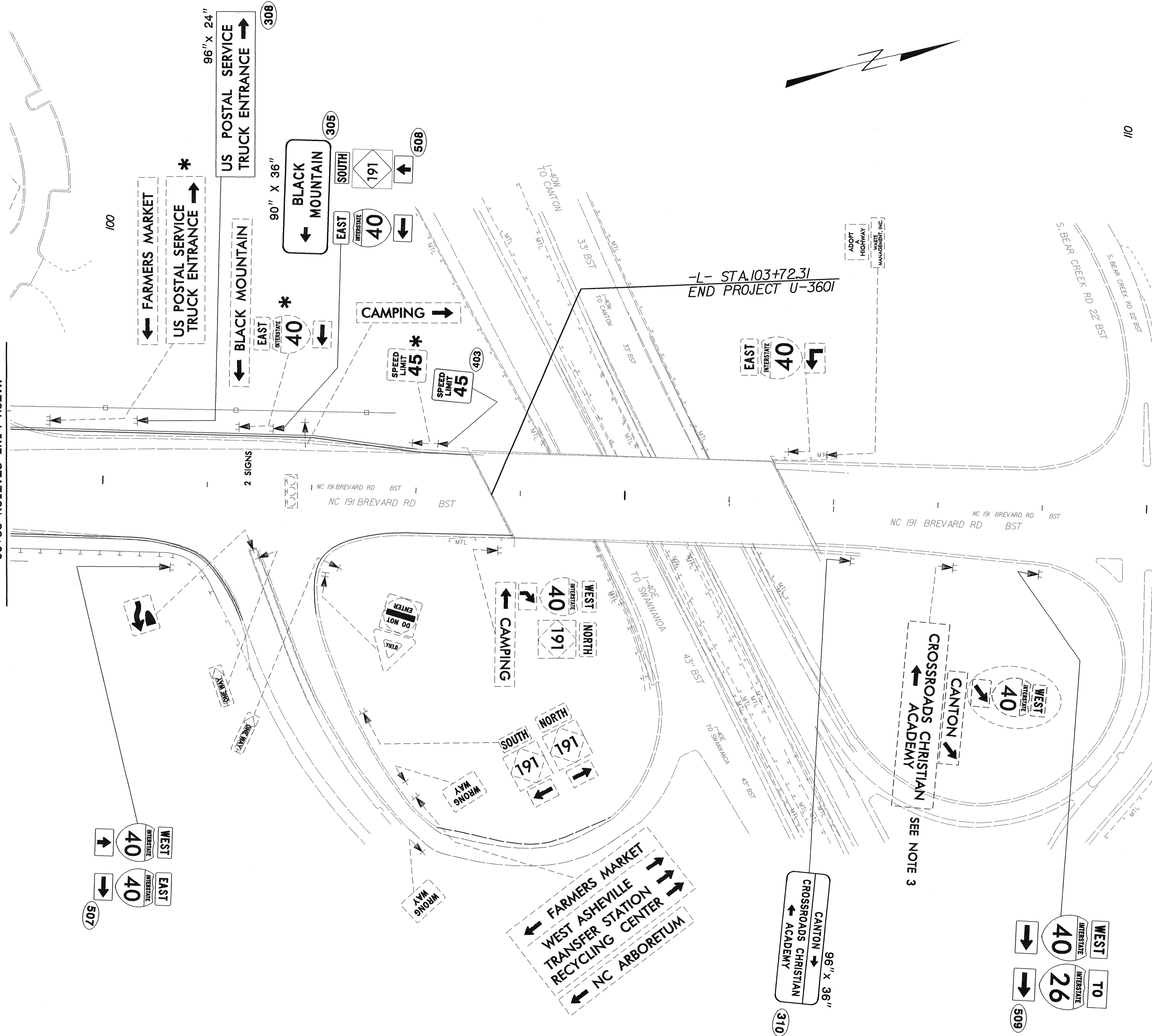
\* SEE NOTE 3

**EXISTING & PROPOSED SIGNS**  
-L- STA. 93+00 TO 99+00  
NC 191

07-MAR-2008 12:07  
 D:\TIPR-objects-JU03601\Signing\CADD\Signing Layout Plans\signing\U-3601\_Sign-15.dgn  
 adekduk AT TEC221679

12-MAR-2008 16:39  
 U:\P\11090\10360\T\eff\16\Signing\CADD\Signing Layout Plans\signing\_U-3601\_Sign-16.dgn  
 wadaduk AT 16:22:16

MATCH LINE STATION 99+00  
 SEE SHEET SIGN-15



TIP NO. U-3601	SHEET NO. SIGN-16
APPROVED: <i>[Signature]</i>	
DATE: 3/13/08	
SEAL	

POT STA. 113+34.57

\* SEE NOTE 3

**EXISTING & PROPOSED SIGNS**  
 -L- STA. 99+00 TO 113+34.57  
 NC 191