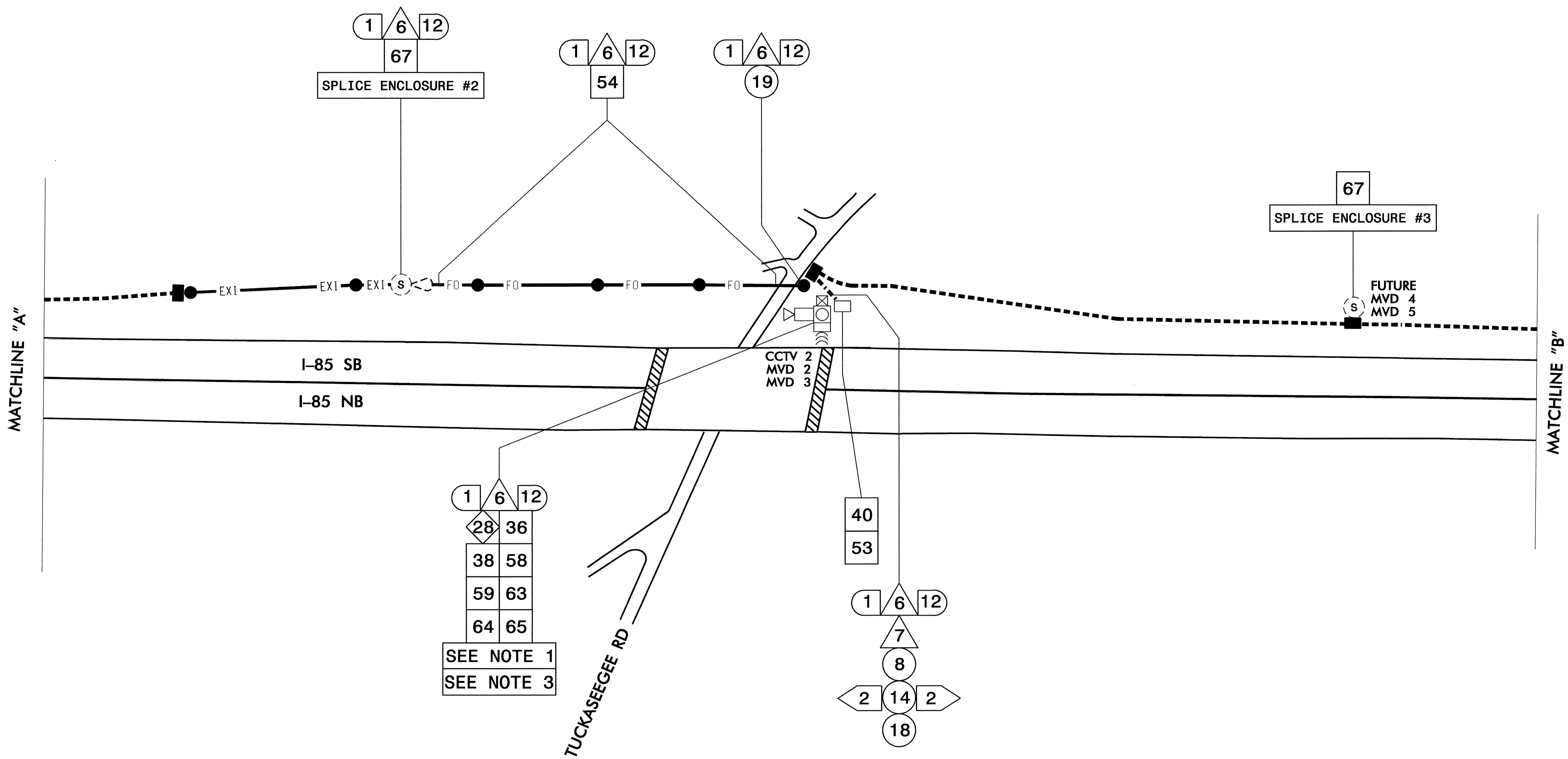


NOTES:

1. INSTALL METAL POLES A MINIMUM OF 30 FEET FROM THE EDGE OF TRAVEL LANE.
2. LOCATE EXISTING JUNCTION BOX WITH SPARE DROP CABLE AND ROUTE TO CABINET.
3. BOND TRACER WIRE TO EQUIPMENT GROUND BUS.

	COMMUNICATIONS CABLE AND CONDUIT ROUTING PLANS		
	DIVISION 10 WECKLENBURG CO. CHARLOTTE		
PLAN DATE: DECEMBER 2007	PREPARED BY: S.C. WARDLE	REVIEWED BY: M.A. ASLAMI	12-5-07
SCALE: 0	REVISIONS	REVIEWED BY: T.G. PARKER	
SIGNATURE: <i>[Signature]</i>		DATE:	SEAL:

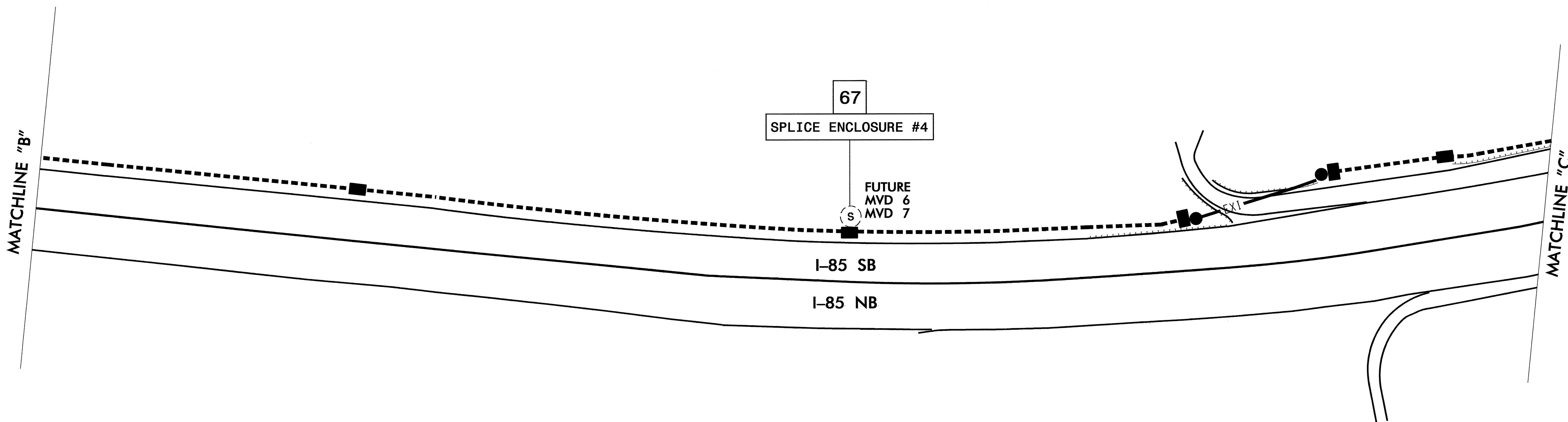




NOTES:

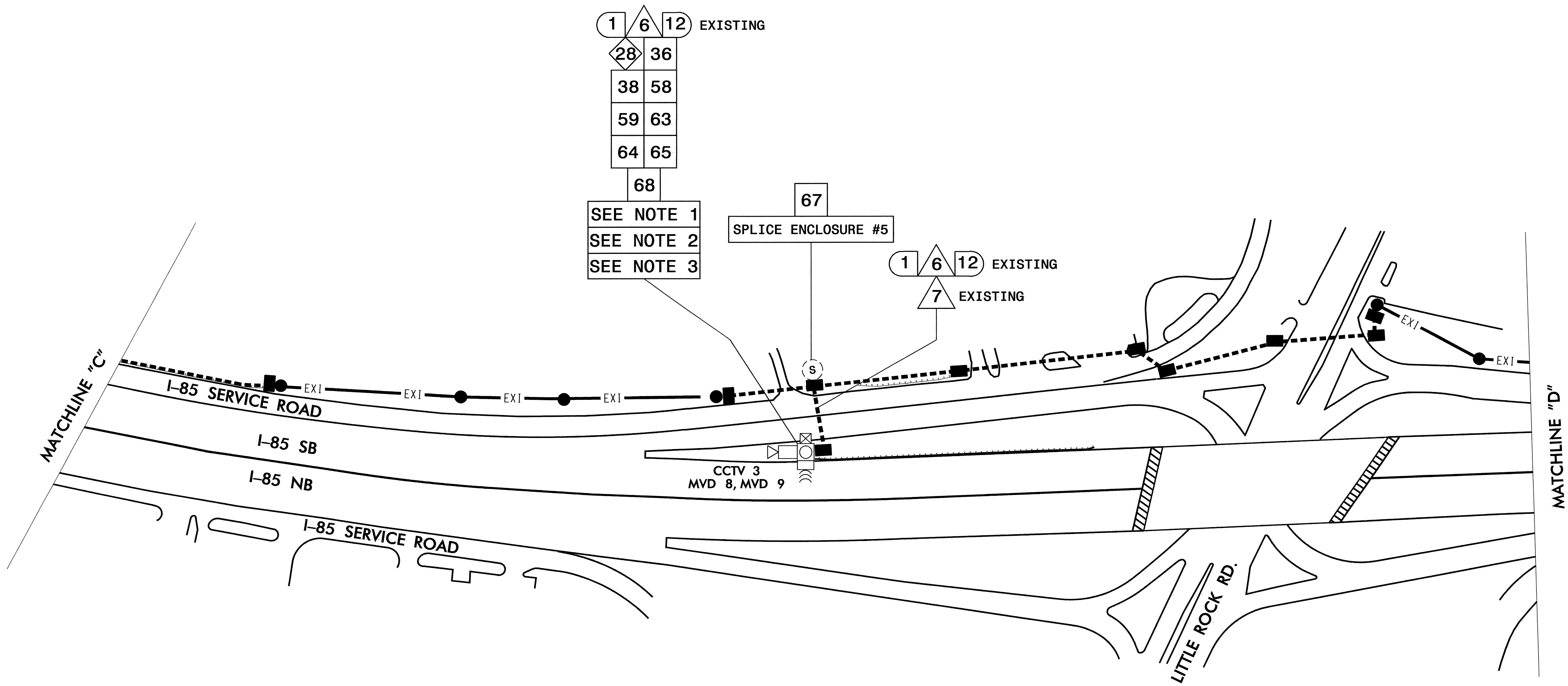
1. INSTALL METAL POLES A MINIMUM OF 30 FEET FROM THE EDGE OF TRAVEL LANE.
2. LOCATE EXISTING JUNCTION BOX WITH SPARE DROP CABLE AND ROUTE TO CABINET.
3. BOND TRACER WIRE TO EQUIPMENT GROUND BUS.

	COMMUNICATIONS CABLE AND CONDUIT ROUTING PLANS		
	DIVISION 10 MECKLENBURG CO. CHARLOTTE		
PLAN DATE: DECEMBER 2007 PREPARED BY: S.C. WARDLE	REVIEWED BY: M.A. ASLAMI REVIEWED BY: T.G. PARKER	REVISIONS INIT. DATE	SIGNATURE: <i>[Signature]</i> DATE: 12-5-07

250 N. Greenfield Pkwy., Garner, NC 27529



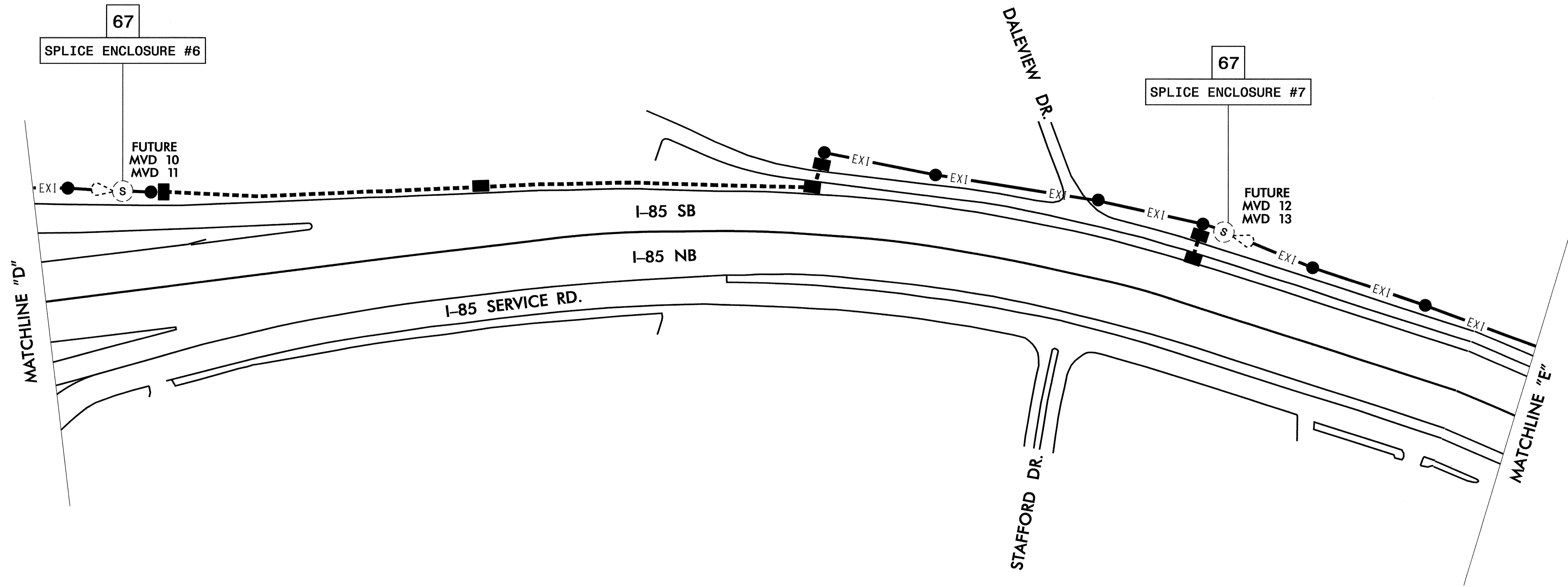
 Prepared in the Offices of: NORTH CAROLINA DEPARTMENT OF TRANSPORTATION	COMMUNICATIONS CABLE AND CONDUIT ROUTING PLANS		SEAL  GENE G. MURR, JR. ENGINEER
	DIVISION 10 WECKLENBURG CO., CHARLOTTE		
PLAN DATE: DECEMBER 2007 PREPARED BY: S.C. WARDLE	REVIEWED BY: M.A. ASLAMI REVIEWED BY: T.G. PARKER	REVISIONS INIT. DATE	SCALE 0 _____
750 N. Greenfield Pkwy., Garner, NC 27529		SIGNATURE: <i>[Signature]</i> DATE: 12-5-07	SEAL





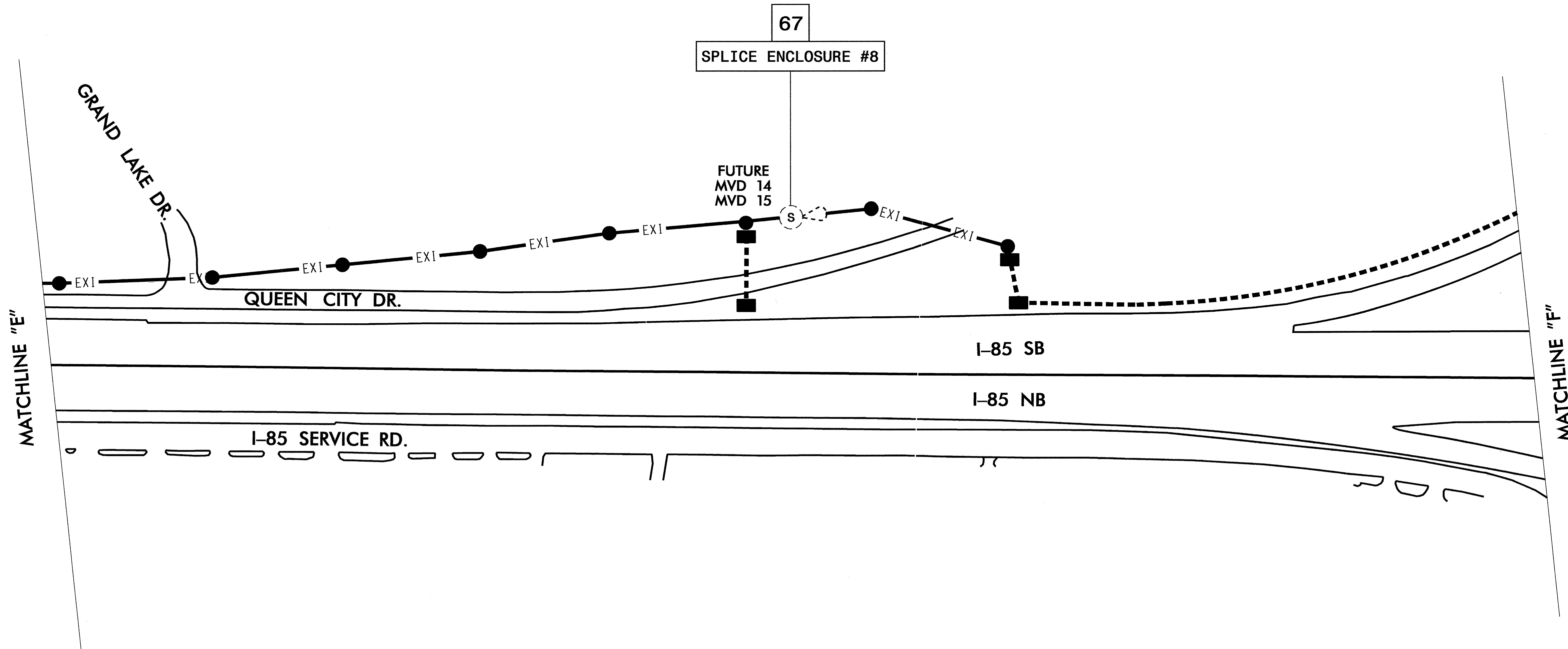
NOTES:

1. INSTALL METAL POLES A MINIMUM OF 30 FEET FROM THE EDGE OF TRAVEL LANE.
2. LOCATE EXISTING JUNCTION BOX WITH SPARE DROP CABLE AND ROUTE TO CABINET.
3. BOND TRACER WIRE TO EQUIPMENT GROUND BUS.

	COMMUNICATIONS CABLE AND CONDUIT ROUTING PLANS		
	DIVISION 10 MECKLENBURG CO. CHARLOTTE		
PLAN DATE: DECEMBER 2007	REVIEWED BY: M.A. ASLAMI		SEAL 14543 GENE G. MURR, JR. ENGINEER 12-5-07
PREPARED BY: S.C. WARDLE	REVIEWED BY: T.G. PARKER		
SCALE: 0	REVISIONS	INIT. DATE	SIGNATURE DATE



 Prepared in the Offices of: 250 N. Greenfield Pkwy., Garner, NC 27529	COMMUNICATIONS CABLE AND CONDUIT ROUTING PLANS		SEAL  GENE G. MURR, JR. ENGINEER
	DIVISION 10 MECKLENBURG CO., CHARLOTTE PLAN DATE: DECEMBER 2007 REVIEWED BY: M.A. ASLAMI PREPARED BY: S.C. WARDLE REVIEWED BY: T.G. PARKER		



Prepared in the Offices of:

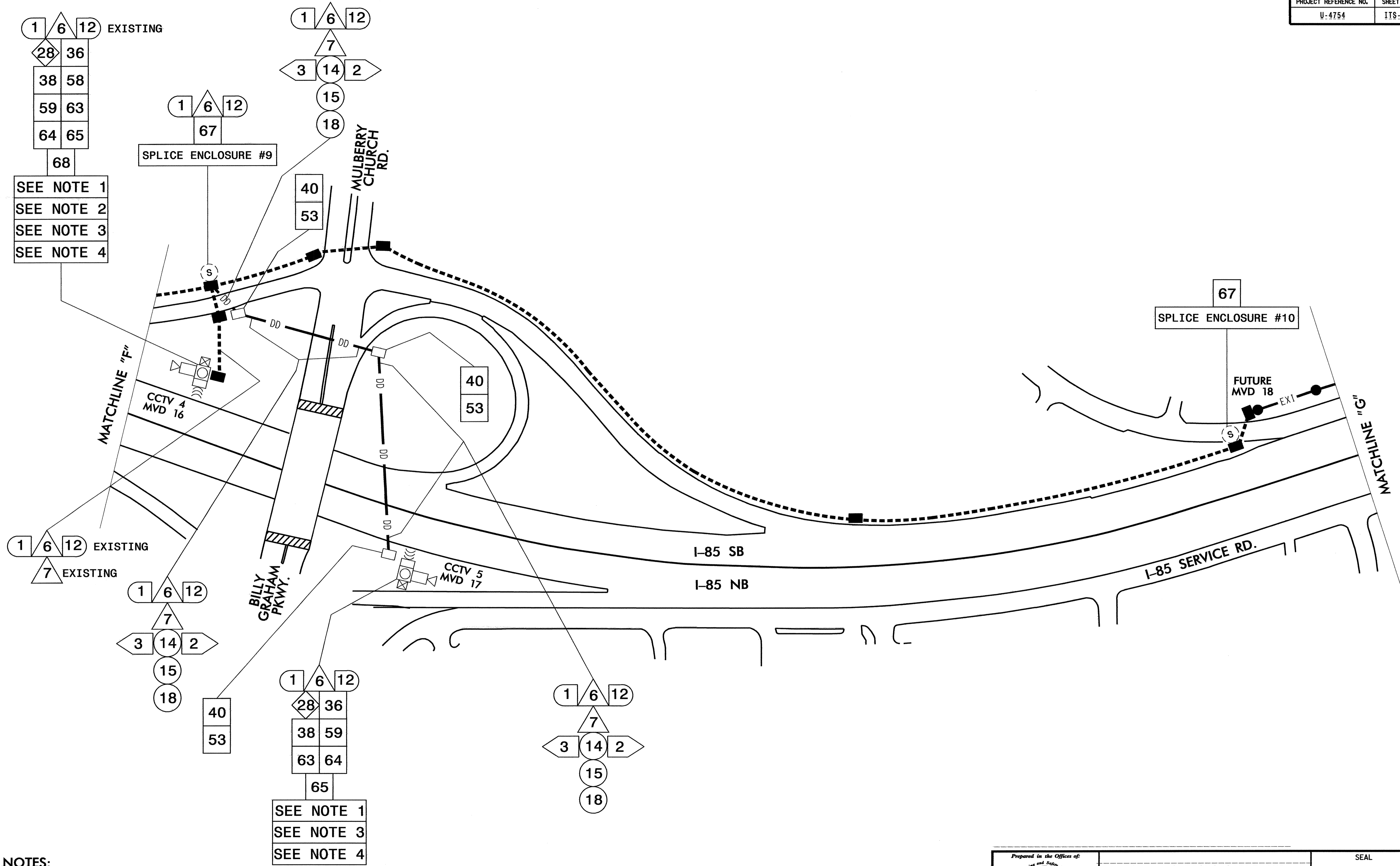
750 N. Greenfield Plaza, Garner, NC 27529

COMMUNICATIONS CABLE AND CONDUIT ROUTING PLANS			
DIVISION 10 MECKLENBURG CO.		CHARLOTTE	
PLAN DATE: DECEMBER 2007	REVIEWED BY: M. A. ASLAMI		
PREPARED BY: S. C. WARDLE	REVIEWED BY: T. G. PARKER		
REVISIONS	INIT.	DATE	

SEAL

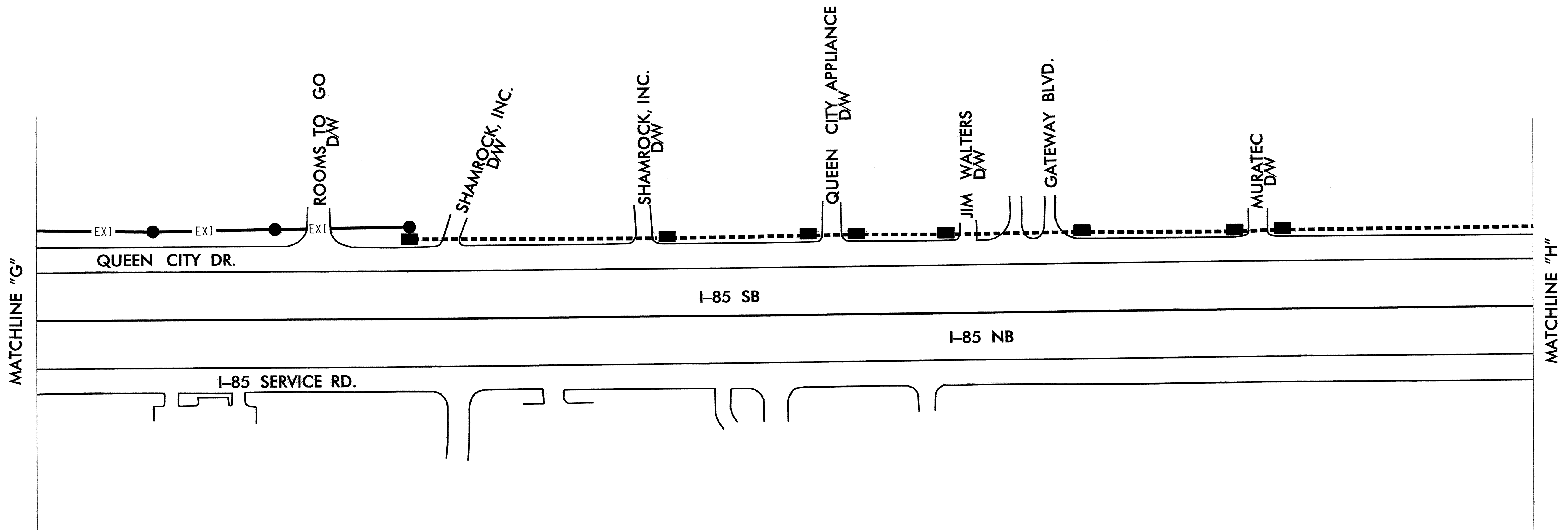
12-5-07

SIGNATURE: *Gene G. Murr, Jr.* DATE: 12-5-07

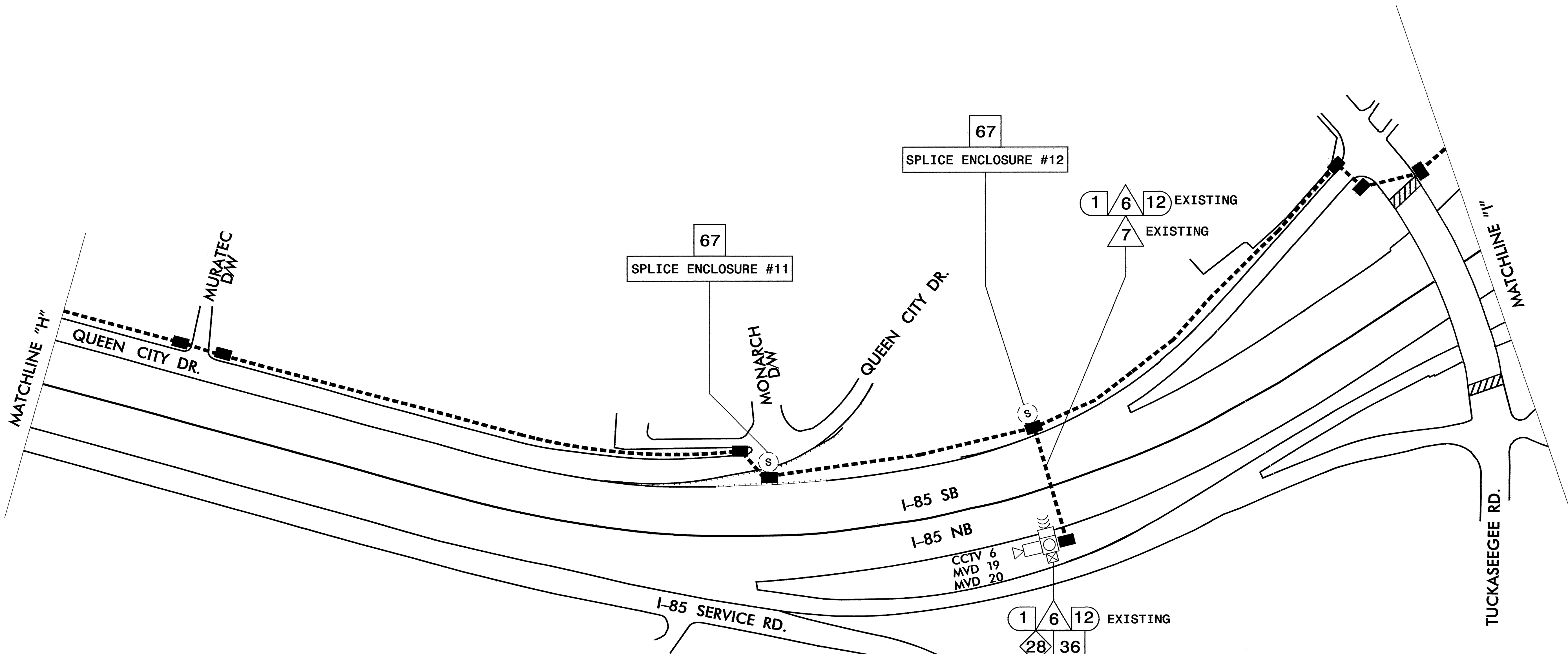


1. INSTALL METAL POLES A MINIMUM OF 30 FEET FROM THE EDGE OF TRAVEL LANE.
2. LOCATE EXISTING JUNCTION BOX WITH SPARE DROP CABLE AND ROUTE TO CABINET.
3. BOND TRACER WIRE TO EQUIPMENT GROUND BUS.
4. INSTALL CIRCUIT FOR CCTV 5 & MVD 17 AT CCTV 4 ELECTRICAL SERVICE.

	COMMUNICATIONS CABLE AND CONDUIT ROUTING PLANS		
	DIVISION 10 MECKLENBURG CO. CHARLOTTE		
PLAN DATE: DECEMBER 2007	PREPARED BY: S.C. WARDLE	REVIEWED BY: M.A. ASLAMI	REVIEWED BY: T.G. PARKER
SCALE: 0	REVISIONS:	INIT. DATE	DATE
CADD File name:			SIGNATURE: <i>[Signature]</i> DATE: 12/12/07



	COMMUNICATIONS CABLE AND CONDUIT ROUTING PLANS												
	DIVISION 10 MECKLENBURG CO. CHARLOTTE PLAN DATE: DECEMBER 2007 REVIEWED BY: M.A. ASLAMI PREPARED BY: S.C. WARDLE REVIEWED BY: T.G. PARKER												
	SCALE 	<table border="1"> <thead> <tr> <th>REVISIONS</th> <th>INIT.</th> <th>DATE</th> </tr> </thead> <tbody> <tr> <td> </td> <td> </td> <td> </td> </tr> </tbody> </table>	REVISIONS	INIT.	DATE				<table border="1"> <tr> <td> </td> <td> 12-5-07 </td> </tr> <tr> <td>SIGNATURE</td> <td>DATE</td> </tr> </table>		12-5-07	SIGNATURE	DATE
REVISIONS	INIT.	DATE											
	12-5-07												
SIGNATURE	DATE												



NOTES:

1. INSTALL METAL POLES A MINIMUM OF 30 FEET FROM THE EDGE OF TRAVEL LANE.
2. LOCATE EXISTING JUNCTION BOX WITH SPARE DROP CABLE AND ROUTE TO CABINET.
3. BOND TRACER WIRE TO EQUIPMENT GROUND BUS.

1 6 12 EXISTING

28 36

38 58

59 63

64 65

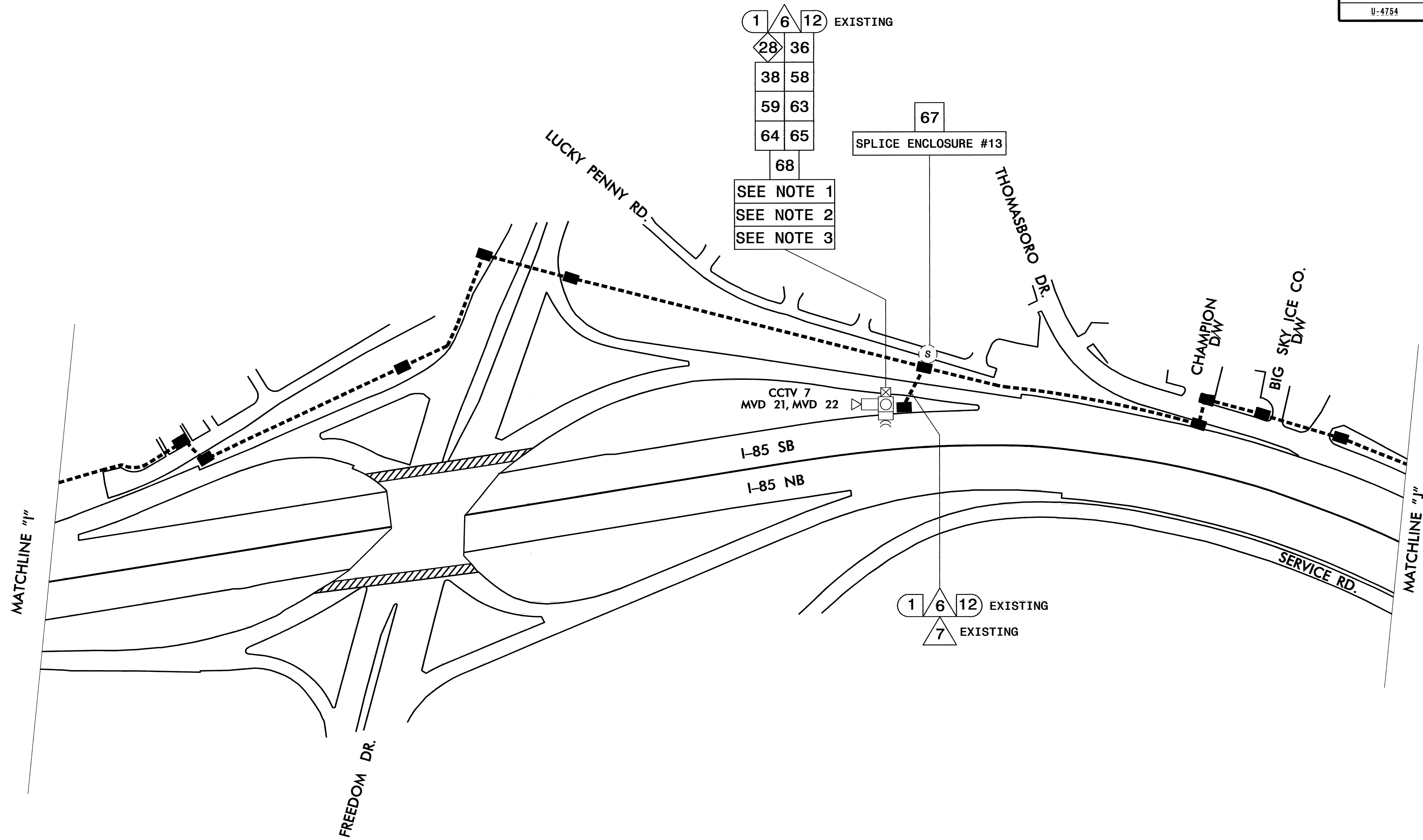
68

SEE NOTE 1

SEE NOTE 2

SEE NOTE 3

	COMMUNICATIONS CABLE AND CONDUIT ROUTING PLANS		
	DIVISION 10 MECKLENBURG CO. CHARLOTTE		
PLAN DATE: DECEMBER 2007	REVIEWED BY: M.A. ASLAMI		12-5-07
PREPARED BY: S.C. WARDLE	REVIEWED BY: T.G. PARKER		
SCALE: 0	REVISIONS	INIT.	DATE
SIGNATURE: <i>[Signature]</i>			DATE:

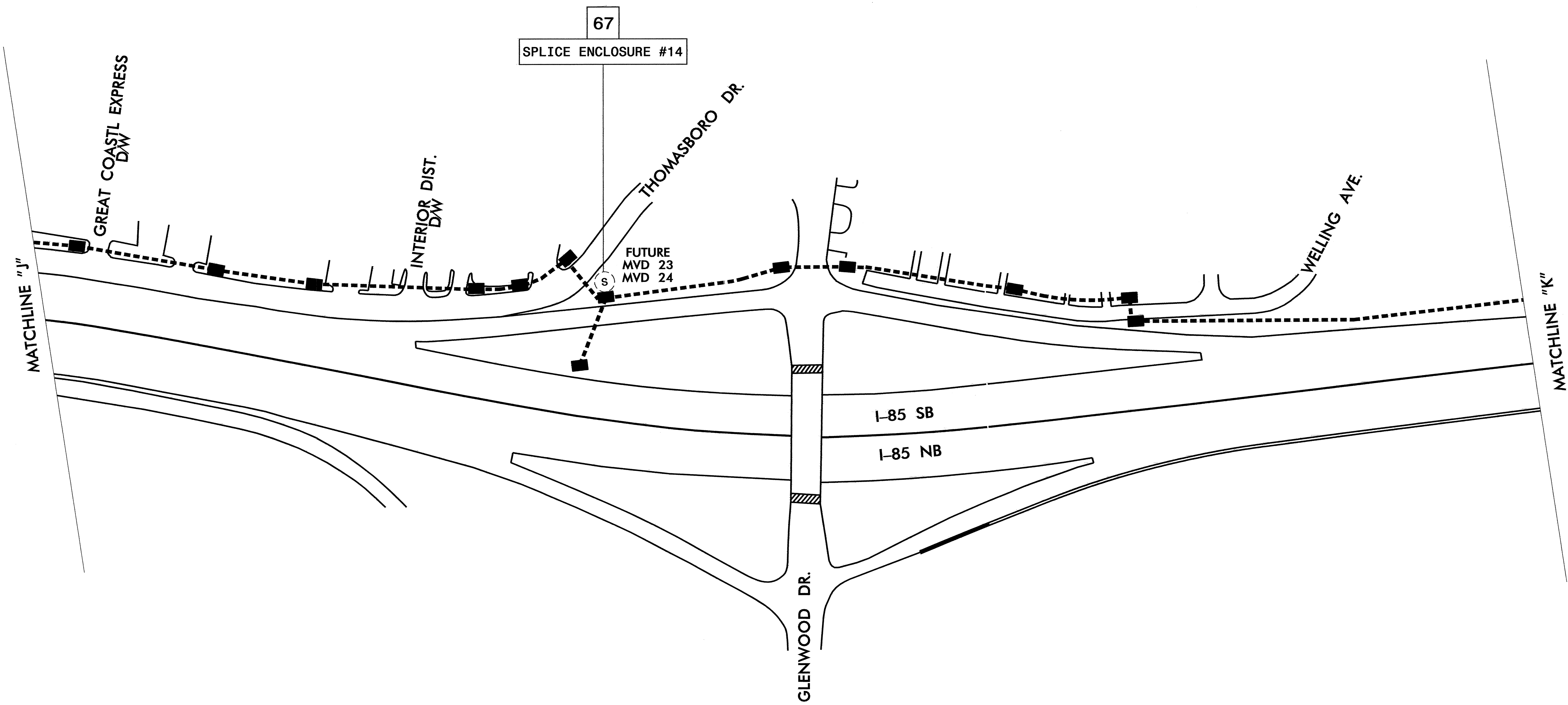


SEE NOTE 1
SEE NOTE 2
SEE NOTE 3

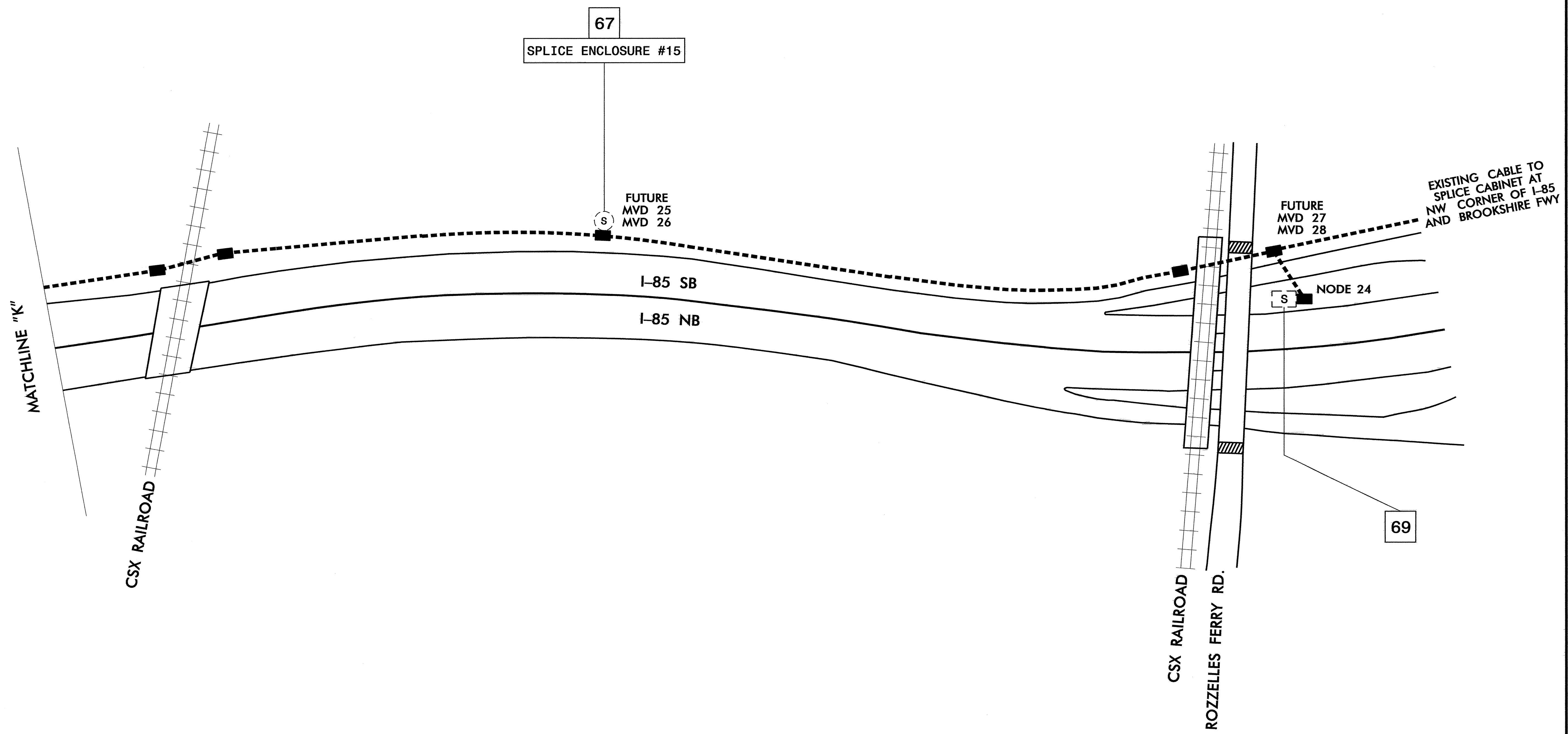
NOTES:



1. INSTALL METAL POLES A MINIMUM OF 30 FEET FROM THE EDGE OF TRAVEL LANE.
2. LOCATE EXISTING JUNCTION BOX WITH SPARE DROP CABLE AND ROUTE TO CABINET.
3. BOND TRACER WIRE TO EQUIPMENT GROUND BUS.

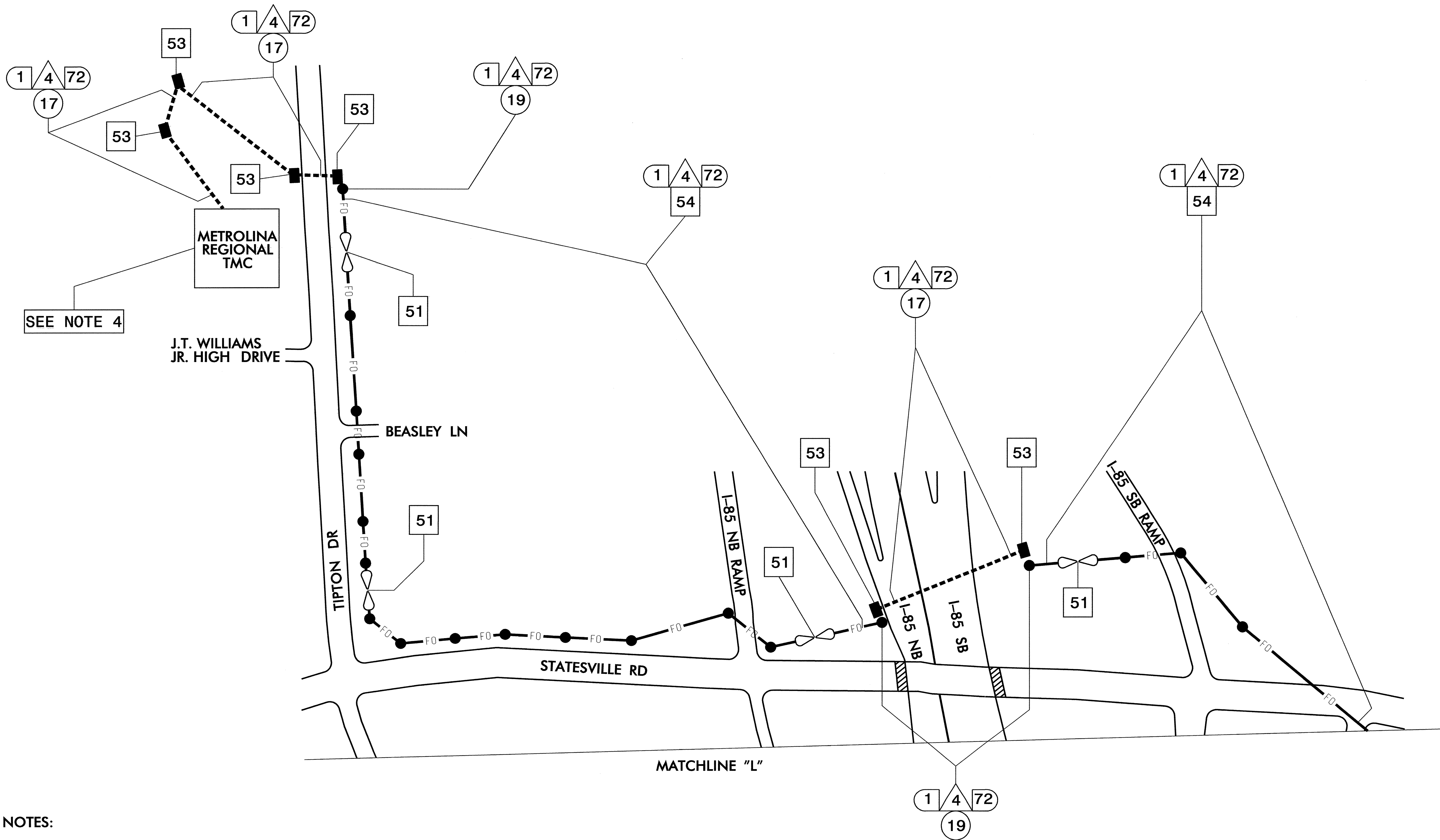
	COMMUNICATIONS CABLE AND CONDUIT ROUTING PLANS		
	DIVISION 10 MECKLENBURG CO., CHARLOTTE		
PLAN DATE: DECEMBER 2007	REVIEWED BY: M.A. ASLAMI		12-5-07 DATE
PREPARED BY: S.C. WARDLE	REVIEWED BY: T.G. PARKER		
SCALE: 0	REVISIONS	INIT.	DATE
CADD File Name:			SEAL



	COMMUNICATIONS CABLE AND CONDUIT ROUTING PLANS		SEAL NORTH CAROLINA PROFESSIONAL SEAL 14543 ENGINEER GENE G. MURPHY JR. 12-5-07
	DIVISION 10 MECKLENBURG CO. CHARLOTTE		
PLAN DATE: DECEMBER 2007 PREPARED BY: S.C. WARDLE	REVIEWED BY: M.A. ASLAMI REVIEWED BY: T.G. PARKER		REVISIONS INT. DATE SIGNATURE DATE CADD Filename:
SCALE 			



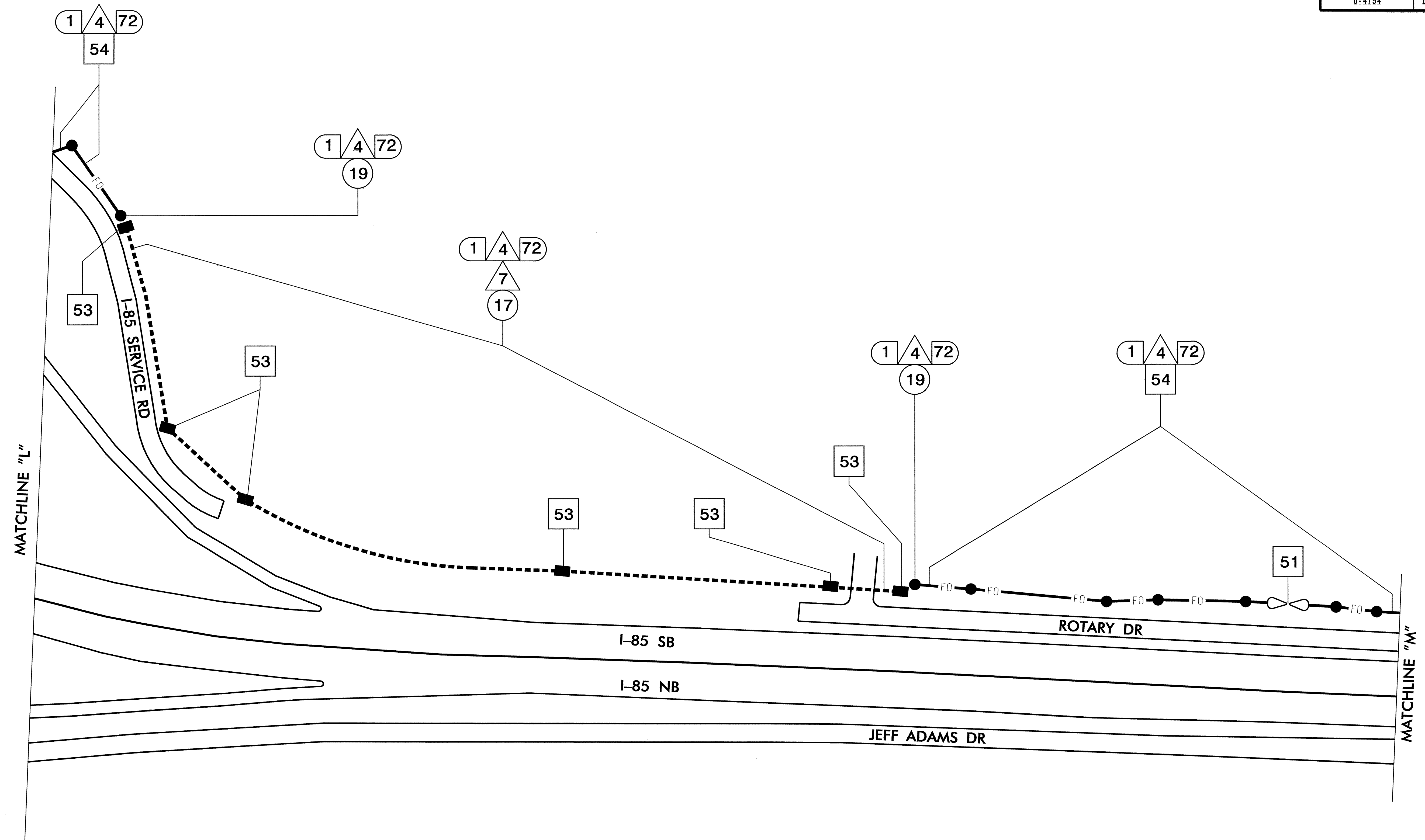
 Prepared in the Offices of: REG. ENGINEERING AND SURVEYING UNIVERSITY OF NORTH CAROLINA DEPARTMENT OF TRANSPORTATION 750 N. Greenfield Pkwy., Garner, NC 27529	COMMUNICATIONS CABLE AND CONDUIT ROUTING PLANS		SEAL NORTH CAROLINA PROFESSIONAL ENGINEER SEAL 14543 GENE C. MURPHY JR.  DATE: 12-5-07
	DIVISION 10 MECKLENBURG CO. CHARLOTTE		
PLAN DATE: DECEMBER 2007 PREPARED BY: S.C. WARDLE	REVIEWED BY: M.A. ASLAMI REVIEWED BY: T.G. PARKER		
SCALE: 0	REVISIONS	INIT. DATE	
CADD File names:			



NOTES:

1. INSTALL METAL POLES A MINIMUM OF 30 FEET FROM THE EDGE OF TRAVEL LANE.
2. LOCATE EXISTING JUNCTION BOX WITH SPARE DROP CABLE AND ROUTE TO CABINET.
3. BOND TRACER WIRE TO EQUIPMENT GROUND BUS.
4. TERMINATE NEW 72 FIBER CABLE IN NEW RACK IN THE COMMUNICATIONS ROOM AND TERMINATE ALL 72 FIBERS WITHIN THE NEW PATCH PANEL.

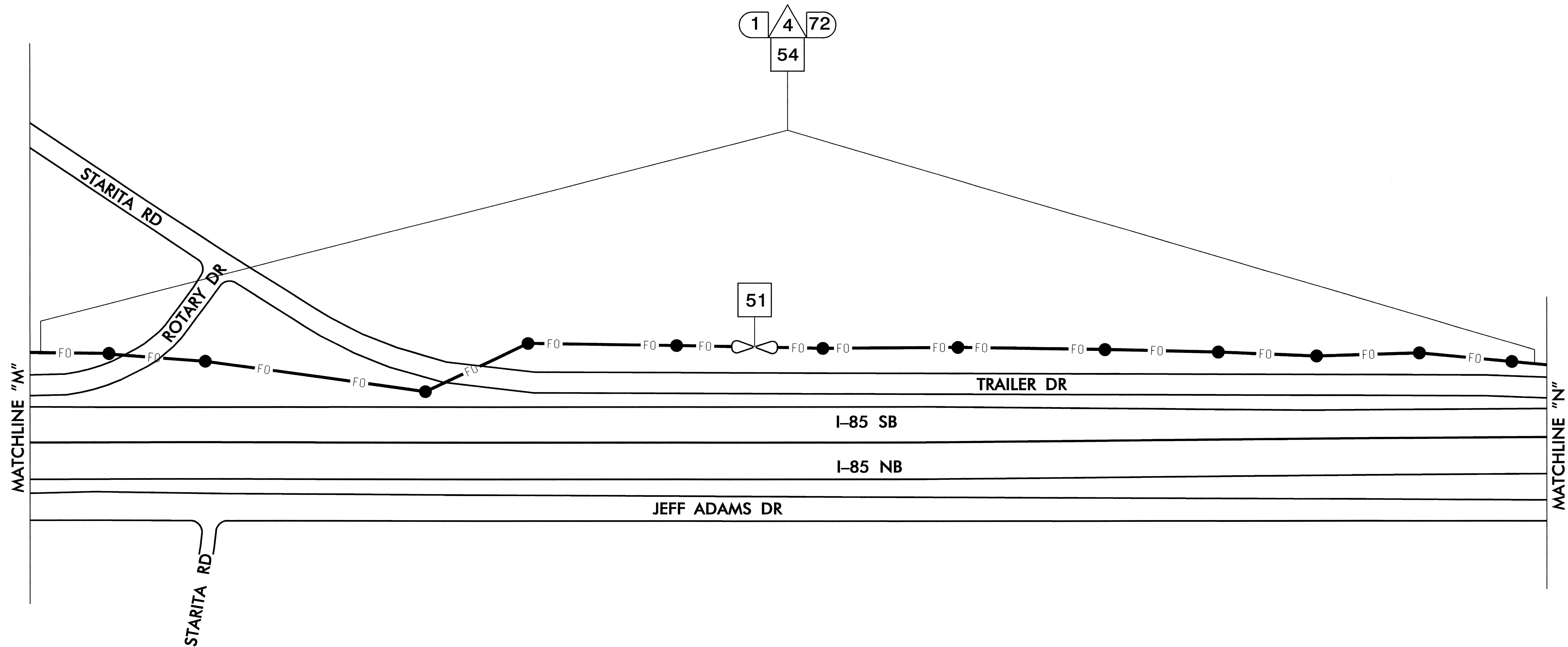
	COMMUNICATIONS CABLE AND CONDUIT ROUTING PLANS		
	DIVISION 10 MECKLENBURG CO. CHARLOTTE		
PLAN DATE: DECEMBER 2007	REVIEWED BY: M.A. ASLAMI	ENGINEER	
PREPARED BY: S.C. WARDLE	REVIEWED BY: T.G. PARKER	PROJECT MANAGER	
SCALE: 0	REVISIONS	INIT.	DATE
SIGNATURE: <i>[Signature]</i>		DATE: 12-5-07	



NOTES:

1. INSTALL METAL POLES A MINIMUM OF 30 FEET FROM THE EDGE OF TRAVEL LANE.
2. LOCATE EXISTING JUNCTION BOX WITH SPARE DROP CABLE AND ROUTE TO CABINET.
3. BOND TRACER WIRE TO EQUIPMENT GROUND BUS.

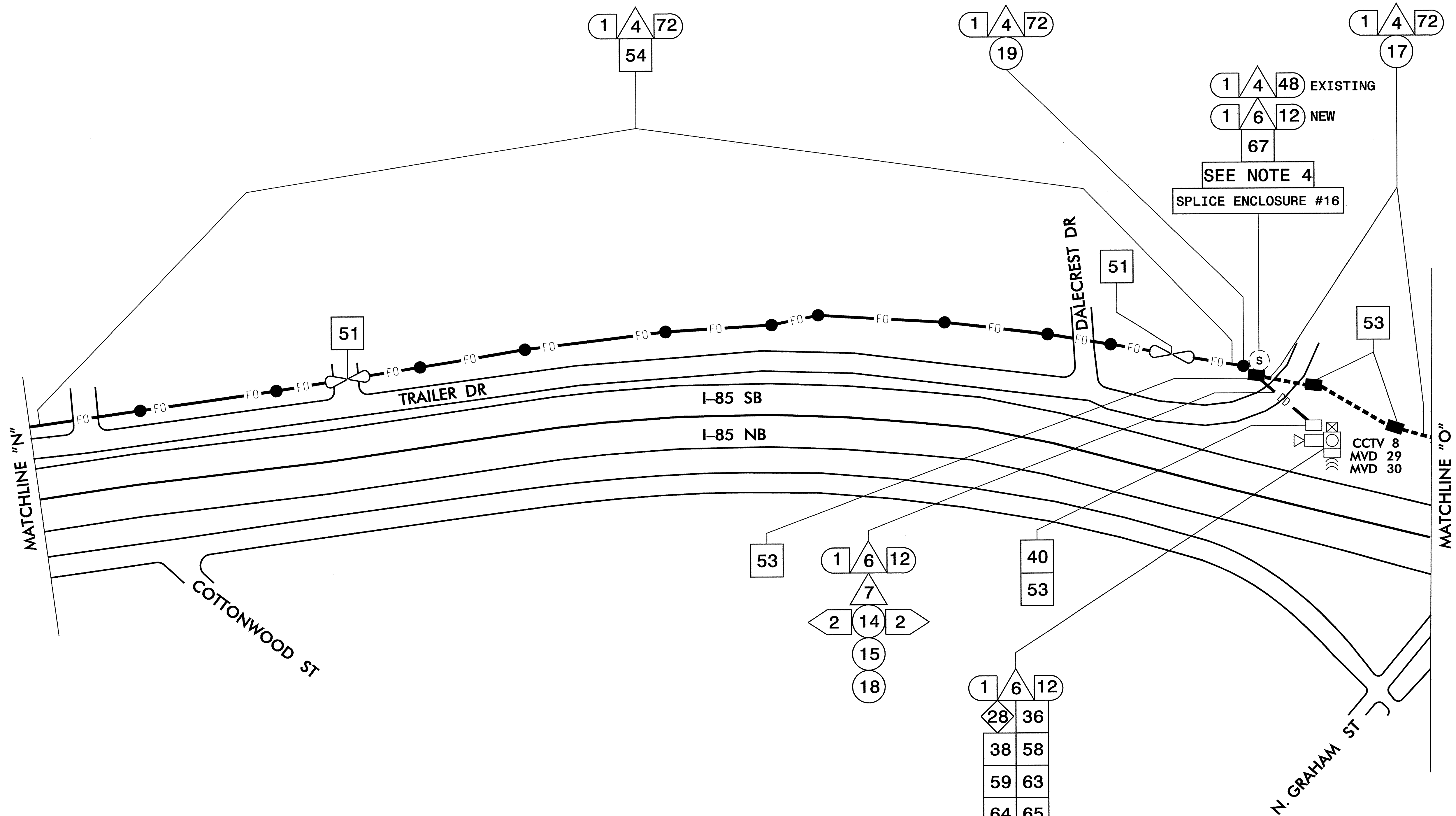
	COMMUNICATIONS CABLE AND CONDUIT ROUTING PLANS		
	DIVISION 10 WECKLENBURG CO. CHARLOTTE		
PLAN DATE: DECEMBER 2007 PREPARED BY: S.C. WARDLE	REVIEWED BY: M.A. ASLAMI REVIEWED BY: T.G. PARKER	REVISIONS INIT. DATE	SIGNATURE: <i>[Signature]</i> DATE: 12-5-07



NOTES:

1. INSTALL METAL POLES A MINIMUM OF 30 FEET FROM THE EDGE OF TRAVEL LANE.
2. LOCATE EXISTING JUNCTION BOX WITH SPARE DROP CABLE AND ROUTE TO CABINET.
3. BOND TRACER WIRE TO EQUIPMENT GROUND BUS.

	COMMUNICATIONS CABLE AND CONDUIT ROUTING PLANS		
	DIVISION 10 WECKLENBURG CO. CHARLOTTE		
PLAN DATE: DECEMBER 2007	REVIEWED BY: M. A. ASLAMI		12-5-07 DATE
PREPARED BY: S. C. WARDLE	REVIEWED BY: T. G. PARKER		
SCALE: 0	REVISIONS	INIT.	DATE
CADD Filename:			SIGNATURE:

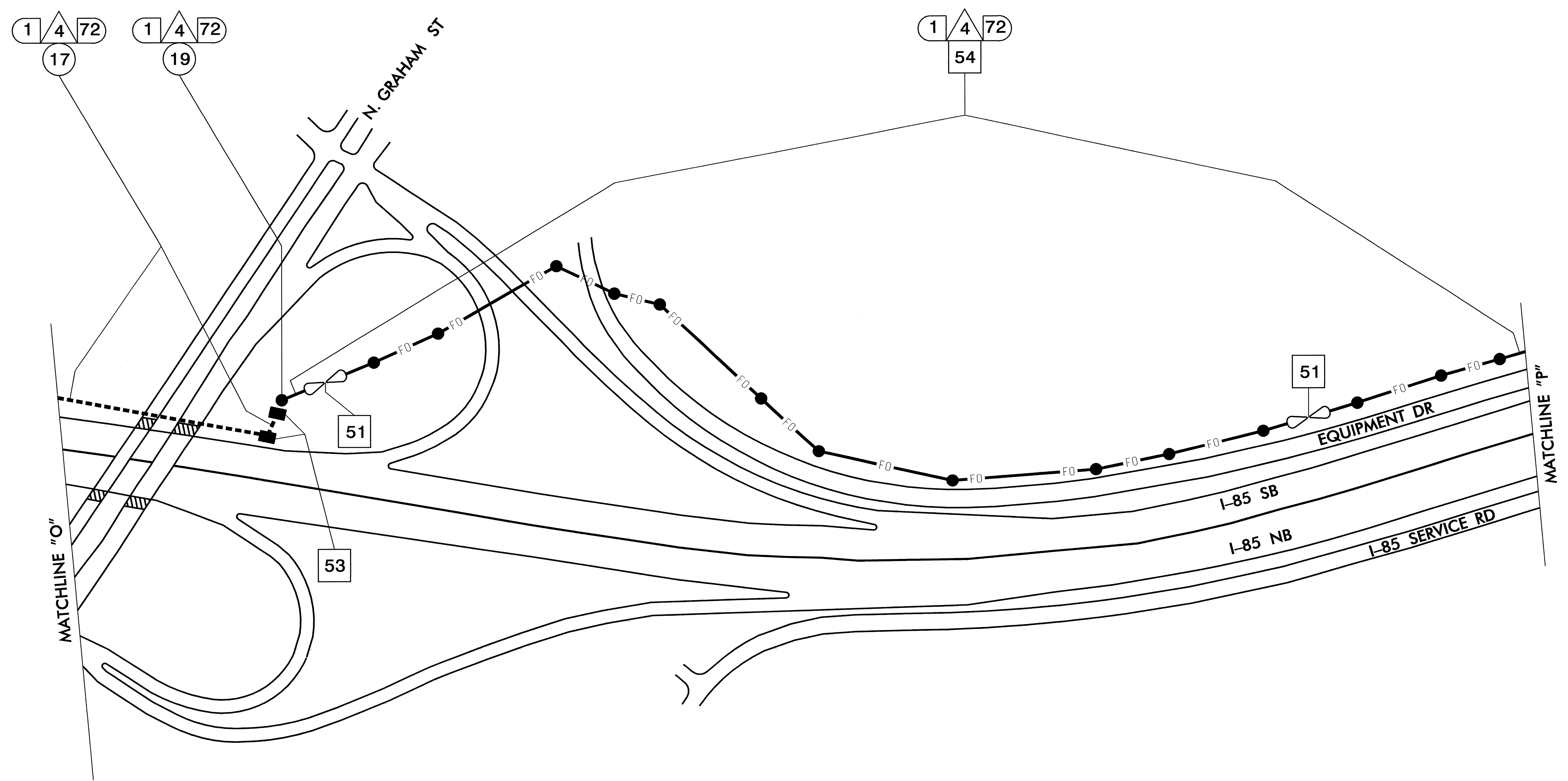


NOTES:

1. INSTALL METAL POLES A MINIMUM OF 30 FEET FROM THE EDGE OF TRAVEL LANE.
2. LOCATE EXISTING JUNCTION BOX WITH SPARE DROP CABLE AND ROUTE TO CABINET.
3. BOND TRACER WIRE TO EQUIPMENT GROUND BUS.
4. SPLICE NEW 12 FIBER DROP CABLE INTO EXISTING 48 FIBER CABLE. DO NOT SPLICE NEW 72 FIBER CABLE.

SEE NOTE 1
SEE NOTE 3

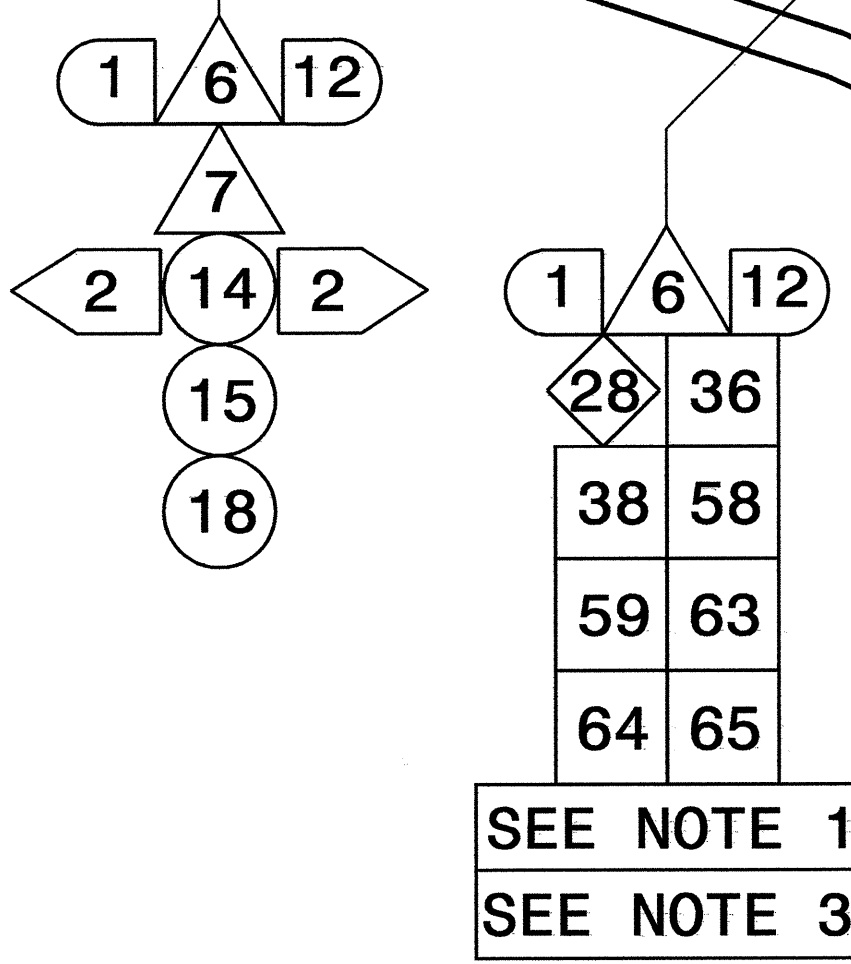
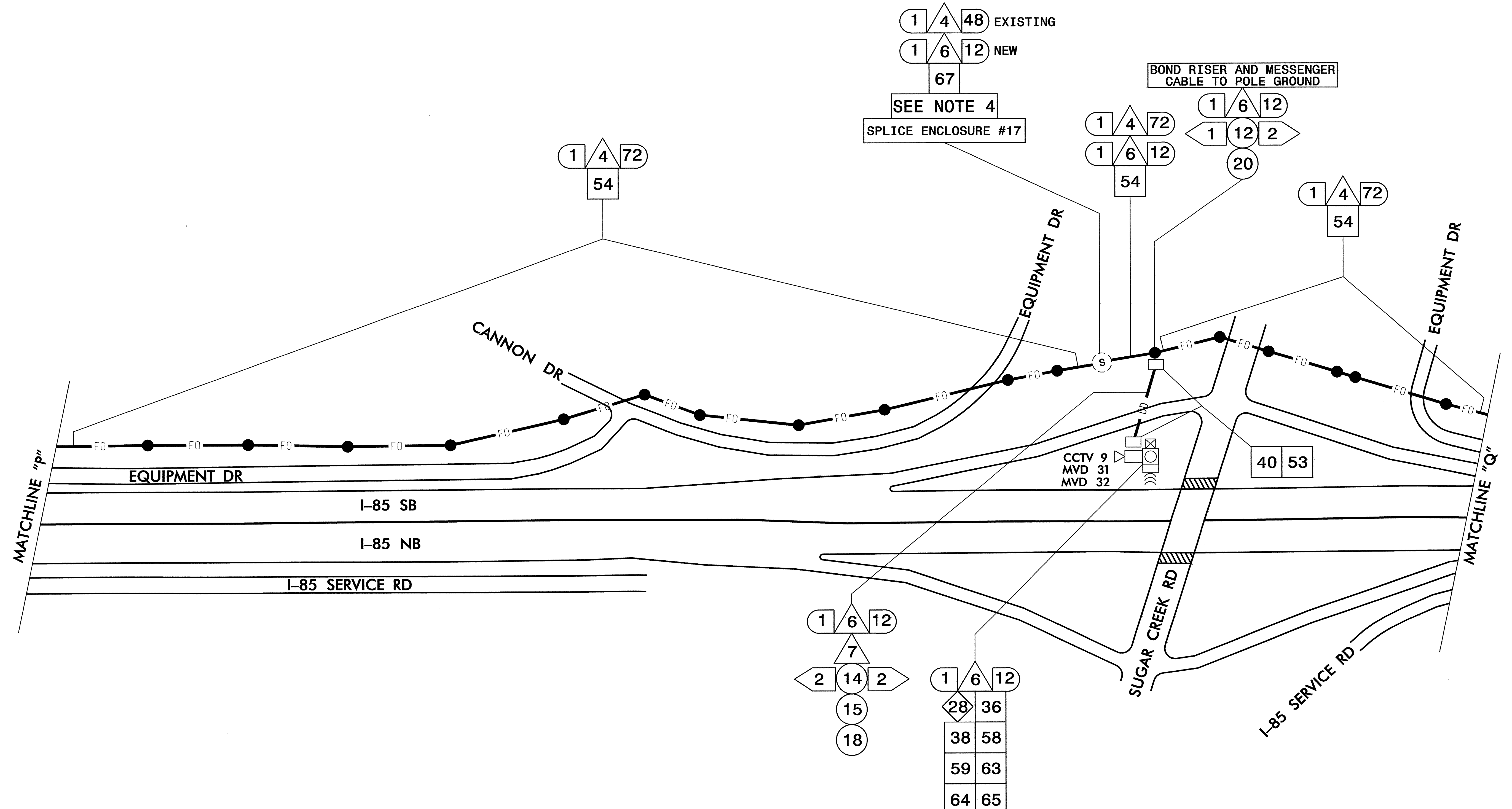
	COMMUNICATIONS CABLE AND CONDUIT ROUTING PLANS		
	DIVISION 10 WECKLENBURG CO. CHARLOTTE		
	PLAN DATE: DECEMBER 2007	REVIEWED BY: M.A. ASLAMI	
	PREPARED BY: S.C. WARDLE	REVIEWED BY: T.G. PARKER	
SCALE: 0	REVISIONS	INIT.	DATE
SIGNATURE: <i>[Signature]</i>		DATE: 12-5-07	



NOTES:

1. INSTALL METAL POLES A MINIMUM OF 30 FEET FROM THE EDGE OF TRAVEL LANE.
2. LOCATE EXISTING JUNCTION BOX WITH SPARE DROP CABLE AND ROUTE TO CABINET.
3. BOND TRACER WIRE TO EQUIPMENT GROUND BUS.

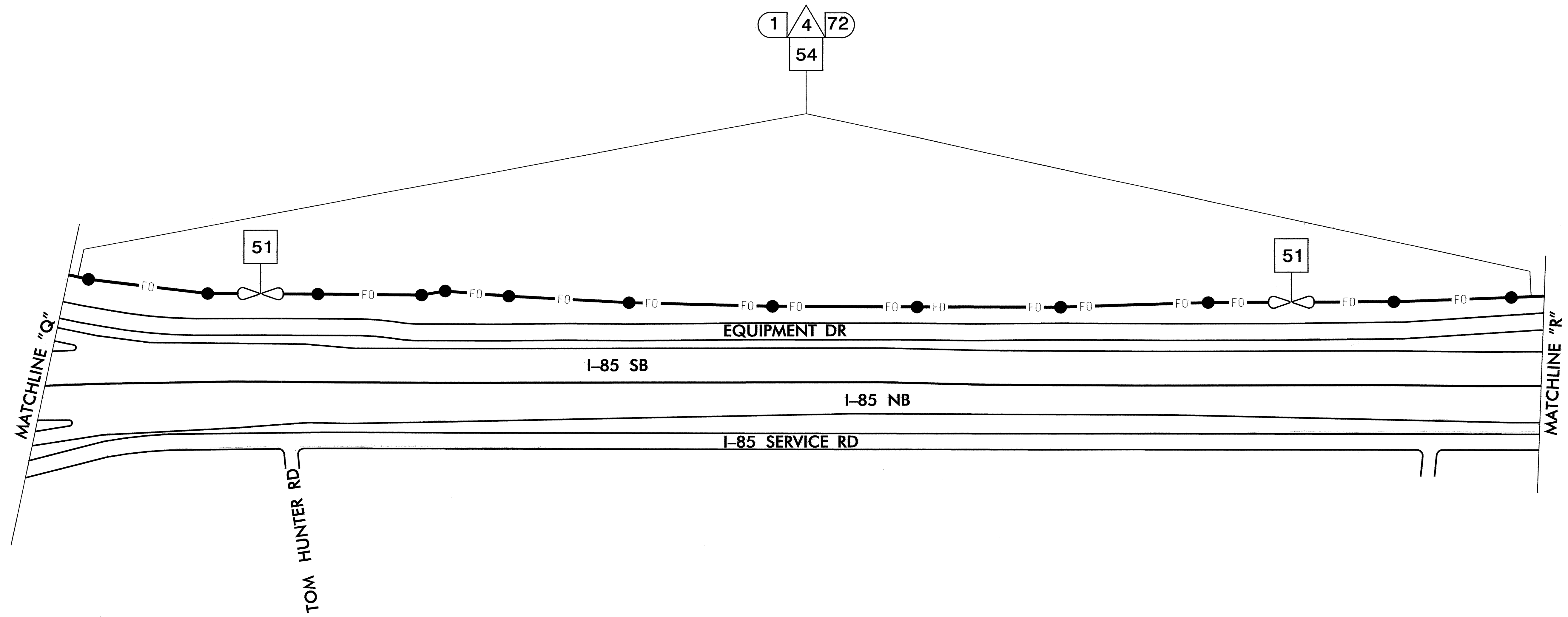
	COMMUNICATIONS CABLE AND CONDUIT ROUTING PLANS		SEAL NORTH CAROLINA PROFESSIONAL ENGINEER SEAL 14543 G. MURR, JR. DATE 12-5-07
	DIVISION 10 MECKLENBURG CO. CHARLOTTE PLAN DATE: DECEMBER 2007 REVIEWED BY: M.A. ASLANI PREPARED BY: S.C. WARDLE REVIEWED BY: T.G. PARKER		
750 N. Greenfield Place, Carrboro, NC 27529 SCALE 0	REVISIONS INIT. DATE	REVISIONS INIT. DATE	SIGNATURE DATE



NOTES:

1. INSTALL METAL POLES A MINIMUM OF 30 FEET FROM THE EDGE OF TRAVEL LANE.
2. LOCATE EXISTING JUNCTION BOX WITH SPARE DROP CABLE AND ROUTE TO CABINET.
3. BOND TRACER WIRE TO EQUIPMENT GROUND BUS.
4. SPLICE NEW 12 FIBER DROP CABLE INTO EXISTING 48 FIBER CABLE. DO NOT SPLICE NEW 72 FIBER CABLE.

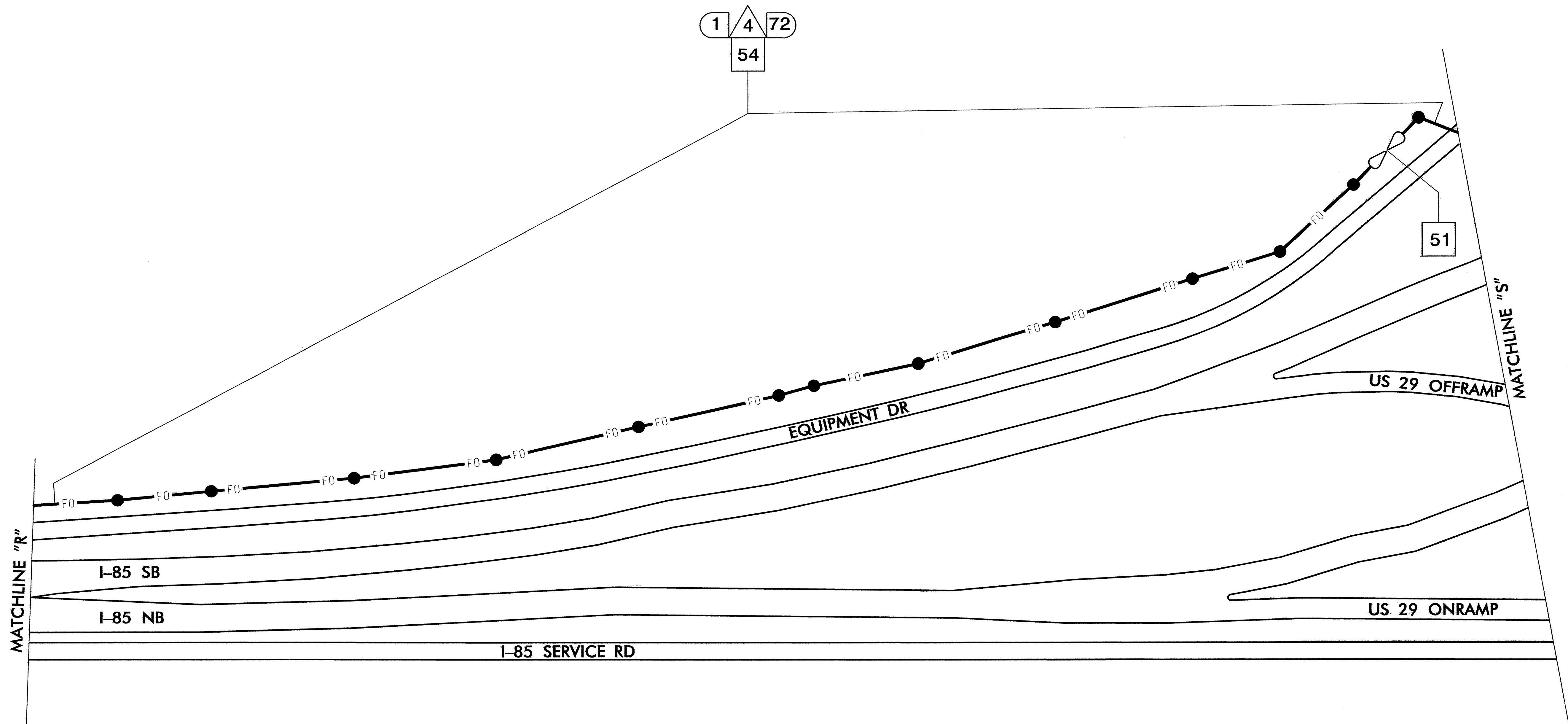
	COMMUNICATIONS CABLE AND CONDUIT ROUTING PLANS		
	DIVISION 10 MECKLENBURG CO. CHARLOTTE PLAN DATE: DECEMBER 2007 REVIEWED BY: M.A. ASLAMI PREPARED BY: S.C. WARDLE REVIEWED BY: T.G. PARKER		
750 N. Greenfield Place, Garner, NC 27529 SCALE: 0	REVISIONS:	INIT. DATE	SIGNATURE: <i>[Signature]</i> DATE: 12-5-07 CADD Filename:



NOTES:

1. INSTALL METAL POLES A MINIMUM OF 30 FEET FROM THE EDGE OF TRAVEL LANE.
2. LOCATE EXISTING JUNCTION BOX WITH SPARE DROP CABLE AND ROUTE TO CABINET.
3. BOND TRACER WIRE TO EQUIPMENT GROUND BUS.

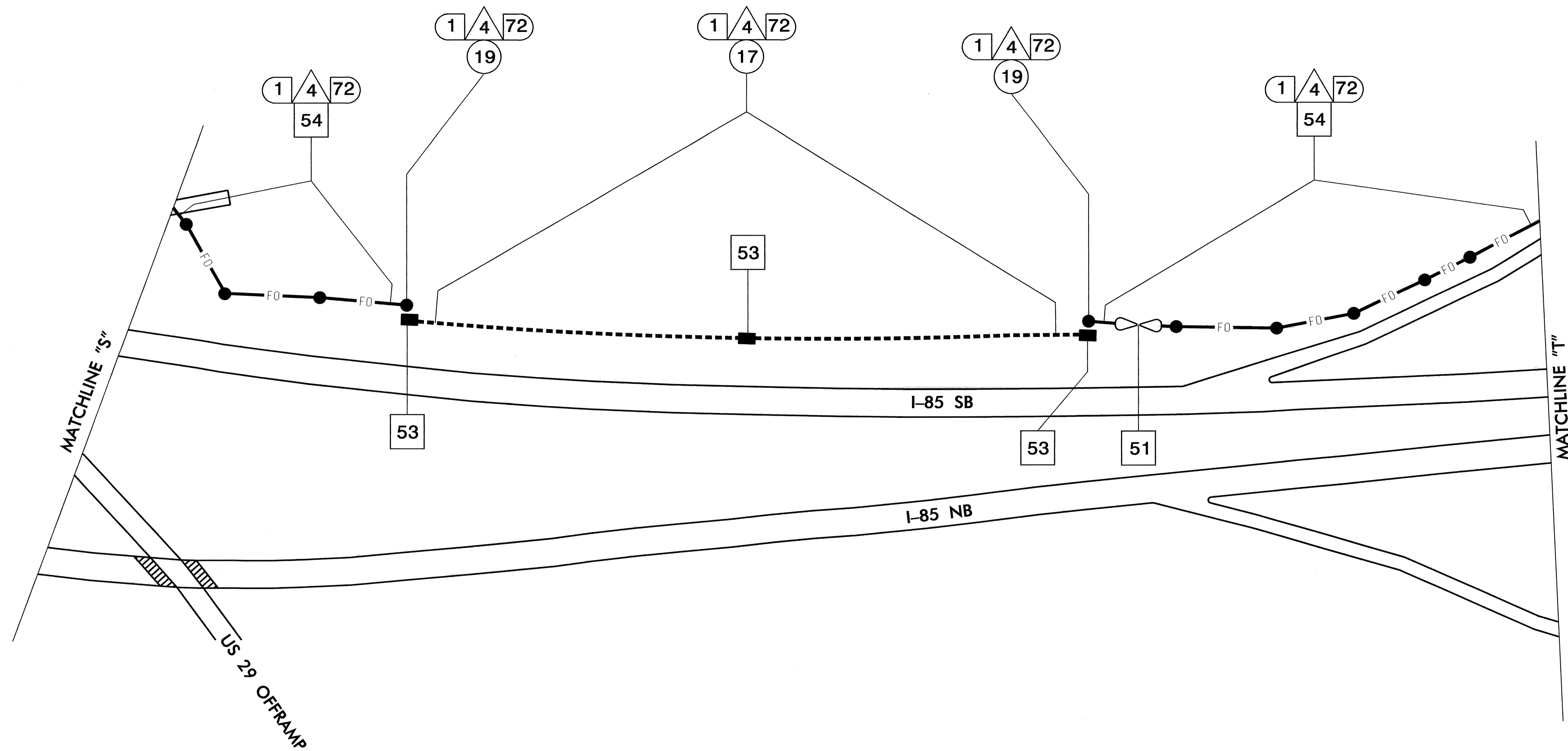
	COMMUNICATIONS CABLE AND CONDUIT ROUTING PLANS		
	DIVISION 10 MECKLENBURG CO. CHARLOTTE		
PLAN DATE: DECEMBER 2007	PREPARED BY: S.C. WARDLE	REVIEWED BY: M.A. ASLAMI	REVIEWED BY: T.G. PARKER
SCALE: 0	REVISIONS	INIT.	DATE
	SIGNATURE: <i>[Signature]</i>	DATE: 12-5-07	SEAL: <i>[Signature]</i>



NOTES:

1. INSTALL METAL POLES A MINIMUM OF 30 FEET FROM THE EDGE OF TRAVEL LANE.
2. LOCATE EXISTING JUNCTION BOX WITH SPARE DROP CABLE AND ROUTE TO CABINET.
3. BOND TRACER WIRE TO EQUIPMENT GROUND BUS.

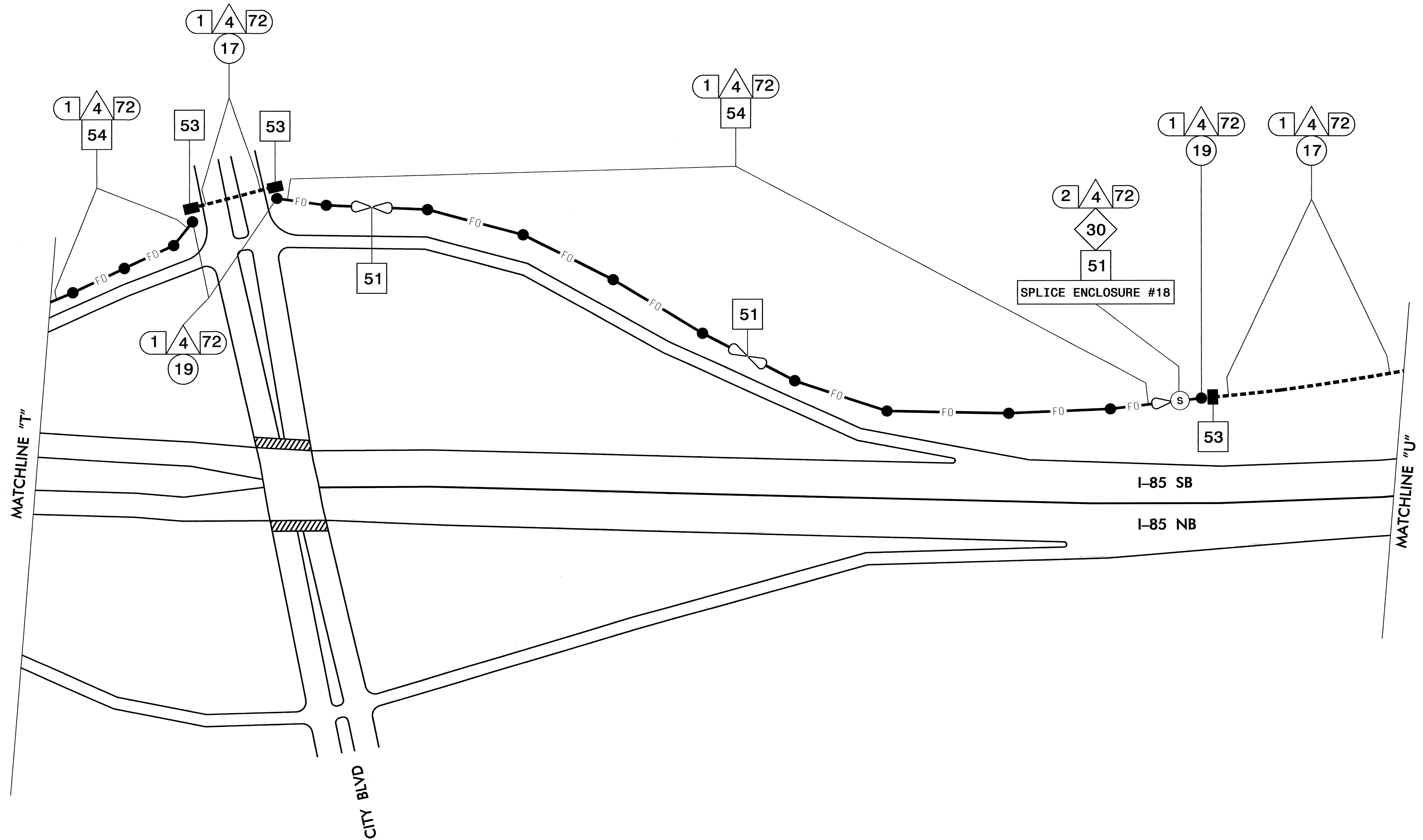
	COMMUNICATIONS CABLE AND CONDUIT ROUTING PLANS		SEAL NORTH CAROLINA PROFESSIONAL ENGINEER SEAL 14543 GENE G. MURPHY JR. 12-5-07
	DIVISION 10 MECKLENBURG CO. CHARLOTTE		
PLAN DATE: DECEMBER 2007	REVIEWED BY: M. A. ASLAMI	PREPARED BY: S. C. WARDLE	REVIEWED BY: I. G. PARKER
SCALE: 0	REVISIONS	INIT.	DATE
	SIGNATURE	DATE	DATE



NOTES:

1. INSTALL METAL POLES A MINIMUM OF 30 FEET FROM THE EDGE OF TRAVEL LANE.
2. LOCATE EXISTING JUNCTION BOX WITH SPARE DROP CABLE AND ROUTE TO CABINET.
3. BOND TRACER WIRE TO EQUIPMENT GROUND BUS.

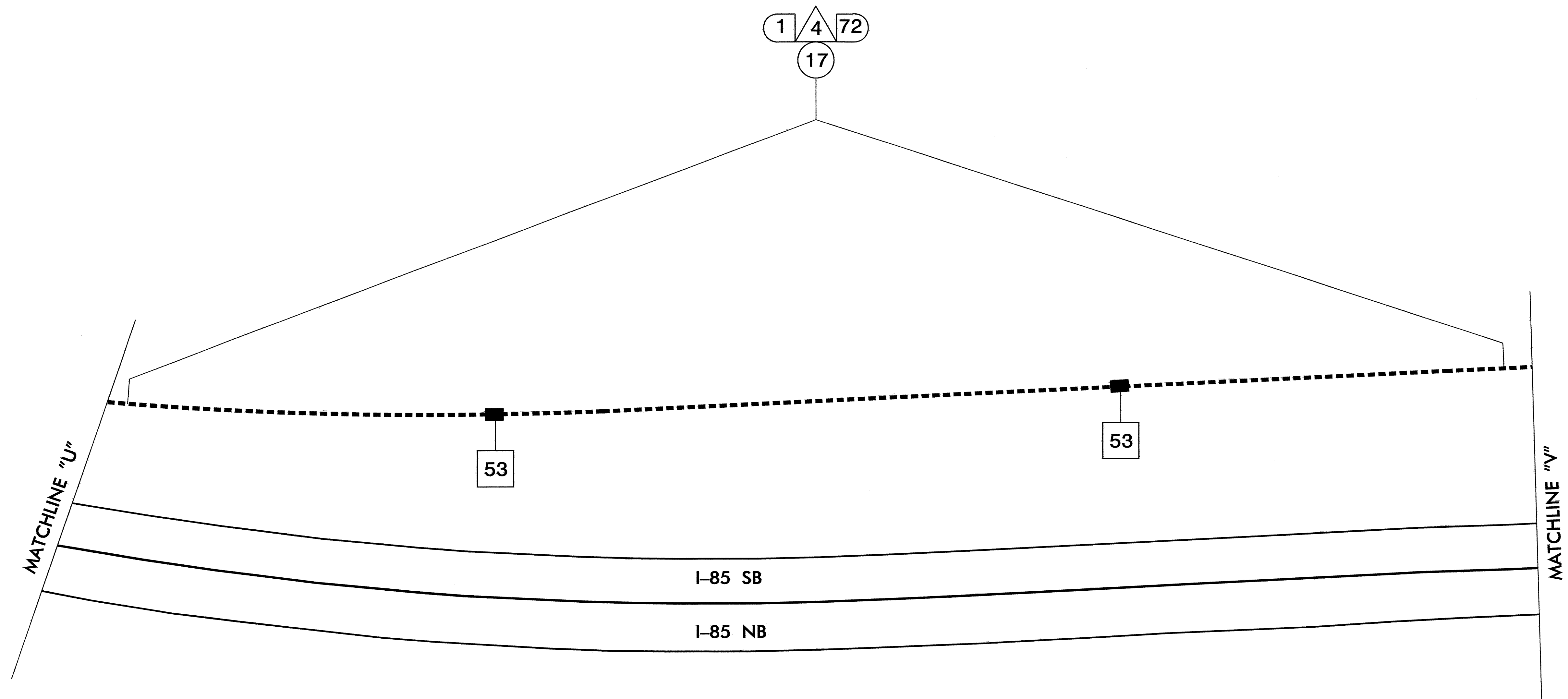
	COMMUNICATIONS CABLE AND CONDUIT ROUTING PLANS		SEAL NORTH CAROLINA PROFESSIONAL ENGINEER SEAL 14543 GENE G. MURR, JR. 12-5-07
	DIVISION 10 MECKLENBURG CO. CHARLOTTE		
PLAN DATE: DECEMBER 2007	REVIEWED BY: M. A. ASLAMI	PREPARED BY: S. C. WARDLE	
SCALE: 0	REVISIONS	INIT.	DATE
750 N. Greenfield Place, Garner, NC 27529		CADD Filename:	



NOTES:

1. INSTALL METAL POLES A MINIMUM OF 30 FEET FROM THE EDGE OF TRAVEL LANE.
2. LOCATE EXISTING JUNCTION BOX WITH SPARE DROP CABLE AND ROUTE TO CABINET.
3. BOND TRACER WIRE TO EQUIPMENT GROUND BUS.

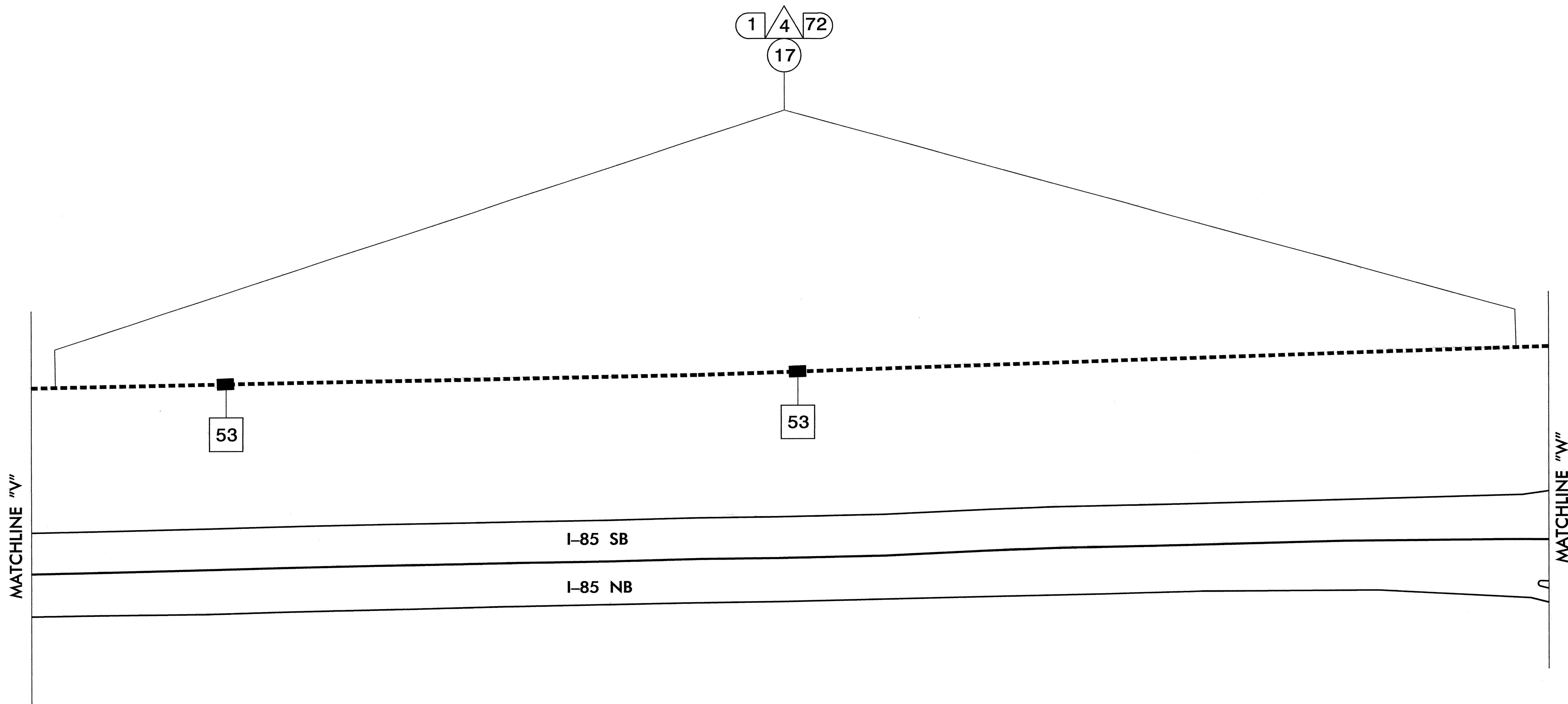
	COMMUNICATIONS CABLE AND CONDUIT ROUTING PLANS		SEAL NORTH CAROLINA PROFESSIONAL ENGINEER SEAL 14543 GENE G. MURR JR. SIGNATURE DATE 12-5-07
	DIVISION 10 MECKLENBURG CO. CHARLOTTE PLAN DATE: DECEMBER 2007 REVIEWED BY: M.A. ASLAMI PREPARED BY: S.C. WARDLE REVIEWED BY: T.G. PARKER	REVISIONS INIT. DATE	
SCALE 	CADD File name:		



NOTES:

1. INSTALL METAL POLES A MINIMUM OF 30 FEET FROM THE EDGE OF TRAVEL LANE.
2. LOCATE EXISTING JUNCTION BOX WITH SPARE DROP CABLE AND ROUTE TO CABINET.
3. BOND TRACER WIRE TO EQUIPMENT GROUND BUS.

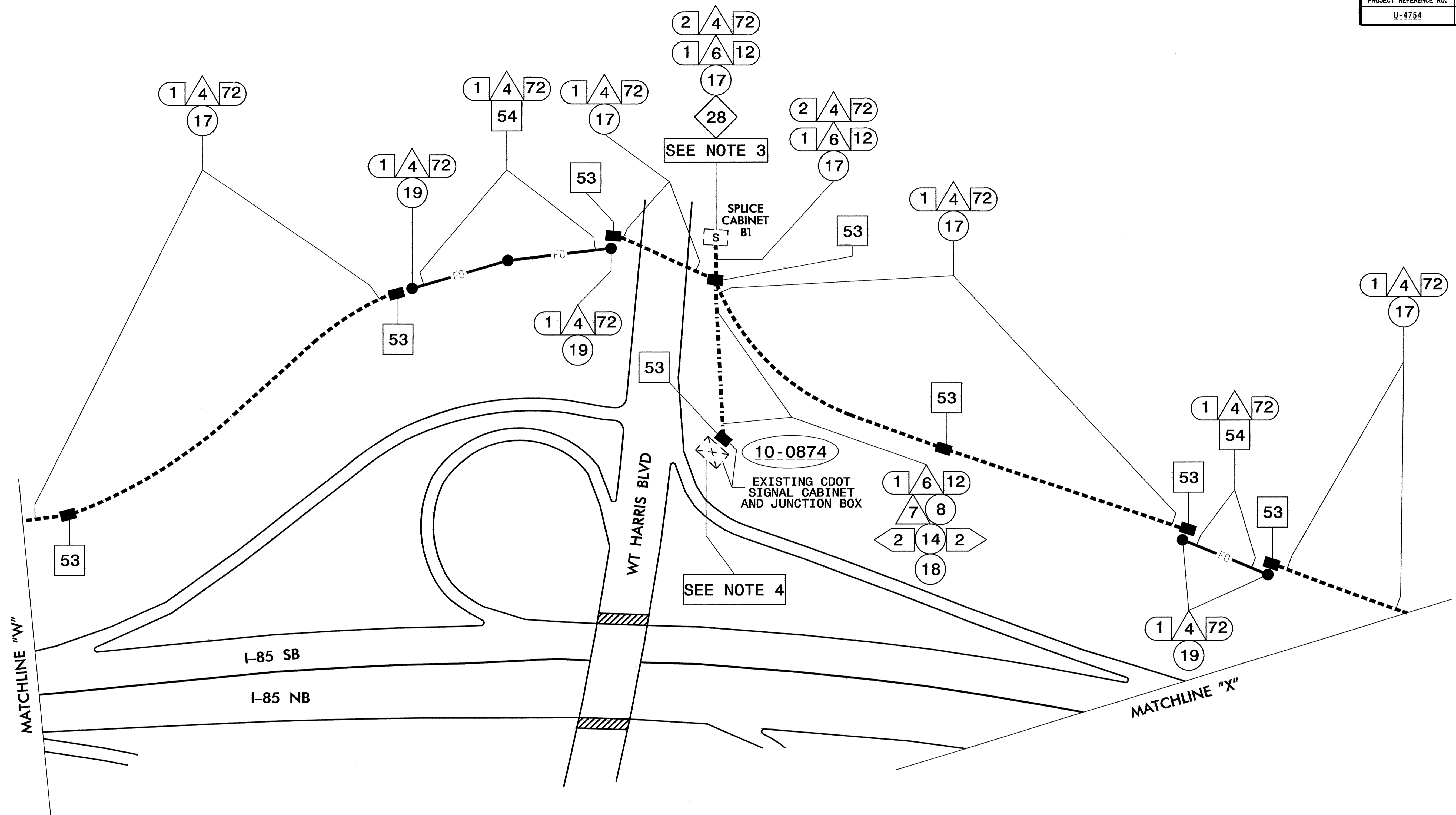
	COMMUNICATIONS CABLE AND CONDUIT ROUTING PLANS		
	DIVISION 10 MECKLENBURG CO. CHARLOTTE PLAN DATE: DECEMBER 2007 REVIEWED BY: M.A. ASLAMI		
PREPARED BY: S.C. WARDLE SCALE: 0	REVISIONS:	REVIEWED BY: T.G. PARKER INIT. DATE	SIGNATURE: <i>[Signature]</i> DATE: 12-5-07 CADD Filename:



NOTES:

1. INSTALL METAL POLES A MINIMUM OF 30 FEET FROM THE EDGE OF TRAVEL LANE.
2. LOCATE EXISTING JUNCTION BOX WITH SPARE DROP CABLE AND ROUTE TO CABINET.
3. BOND TRACER WIRE TO EQUIPMENT GROUND BUS.

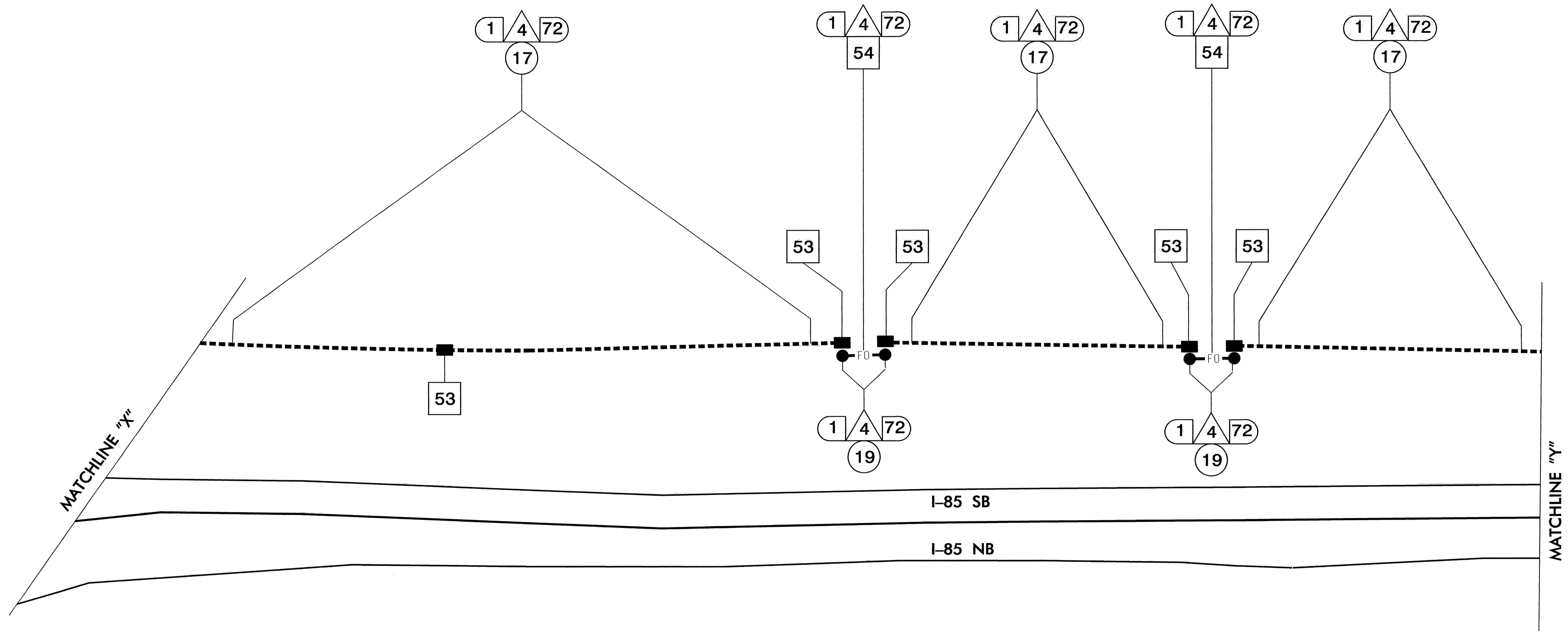
	COMMUNICATIONS CABLE AND CONDUIT ROUTING PLANS		SEAL NORTH CAROLINA PROFESSIONAL ENGINEER SEAL 14543 G. G. MURR JR. 12-5-07
	DIVISION 10 MECKLENBURG CO. CHARLOTTE		
PLAN DATE: DECEMBER 2007	REVIEWED BY: M.A. ASLAMI		SCALE
PREPARED BY: S.C. WARDLE	REVIEWED BY: T.G. PARKER		
REVISIONS	INT.	DATE	SIGNATURE
CADD Filename:			



NOTES:

1. INSTALL METAL POLES A MINIMUM OF 30 FEET FROM THE EDGE OF TRAVEL LANE.
2. LOCATE EXISTING JUNCTION BOX WITH SPARE DROP CABLE AND ROUTE TO CABINET.
3. BOND TRACER WIRE TO EQUIPMENT GROUND BUS.
4. INSTALL NEW CONDUIT FROM EXISTING NCDOT JUNCTION BOX NEAR SPLICE CABINET TO EXISTING CDOT JUNCTION BOX NEAR SIGNAL CABINET. INSTALL NEW 12 FIBER CABLE BETWEEN EXISTING NCDOT SPLICE CABINET AND EXISTING CDOT SIGNAL CABINET. TERMINATE IN NCDOT SPLICE CABINET AS SHOWN IN THE SPLICE PLANS. LEAVE FIBER COILED IN CDOT JUNCTION BOX FOR FUTURE TERMINATION BY CITY OF CHARLOTTE.

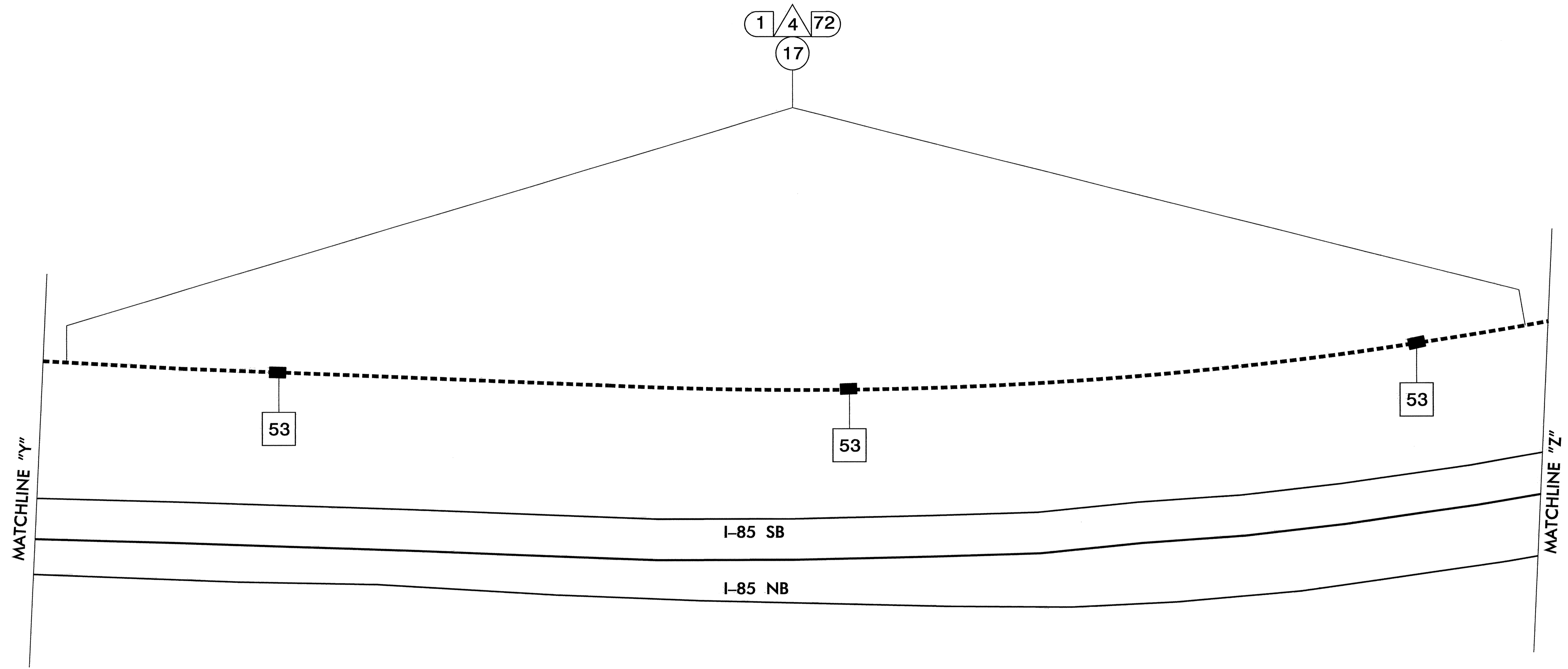
	COMMUNICATIONS CABLE AND CONDUIT ROUTING PLANS		
	DIVISION 10 MECKLENBURG CO. CHARLOTTE		
PLAN DATE: DECEMBER 2007 PREPARED BY: S.C. WARDLE SCALE: 0	REVIEWED BY: M.A. ASLAMI REVIEWED BY: T.G. PARKER INIT. DATE	SIGNATURE: <i>[Signature]</i> 12-5-07 DATE	



NOTES:

1. INSTALL METAL POLES A MINIMUM OF 30 FEET FROM THE EDGE OF TRAVEL LANE.
2. LOCATE EXISTING JUNCTION BOX WITH SPARE DROP CABLE AND ROUTE TO CABINET.
3. BOND TRACER WIRE TO EQUIPMENT GROUND BUS.

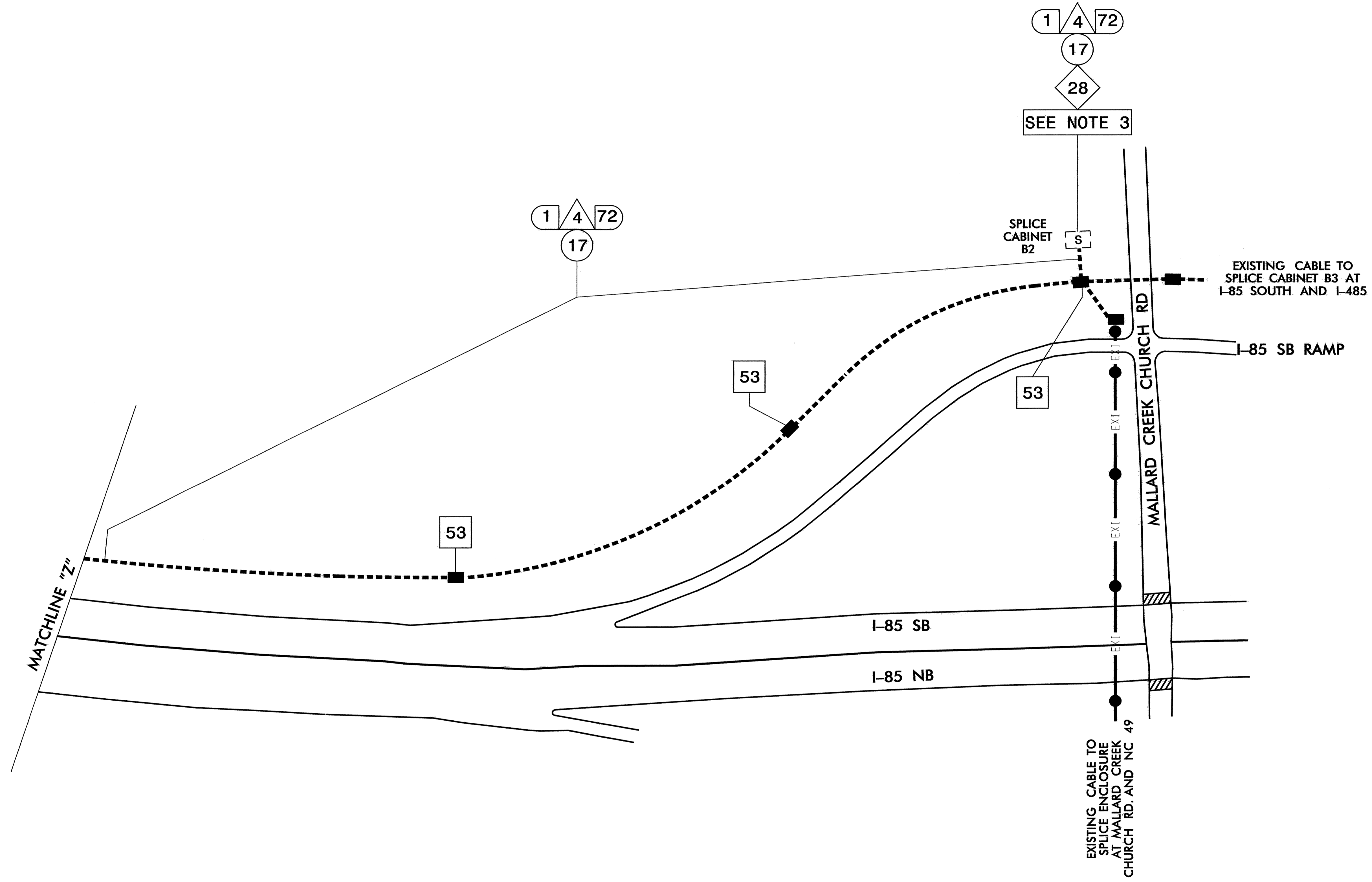
	COMMUNICATIONS CABLE AND CONDUIT ROUTING PLANS		
	DIVISION 10 MECKLENBURG CO. CHARLOTTE		
PLAN DATE: DECEMBER 2007	REVIEWED BY: M.A. ASLAMI		SEAL 14543 ENGINEER GENE G. MUBER, JR. SIGNATURE: <i>[Signature]</i> 12-5-07 DATE
PREPARED BY: S.C. WARDLE	REVIEWED BY: T.G. PARKER		
SCALE: 0	REVISIONS	INIT. DATE	CADD File Name:



NOTES:

1. INSTALL METAL POLES A MINIMUM OF 30 FEET FROM THE EDGE OF TRAVEL LANE.
2. LOCATE EXISTING JUNCTION BOX WITH SPARE DROP CABLE AND ROUTE TO CABINET.
3. BOND TRACER WIRE TO EQUIPMENT GROUND BUS.

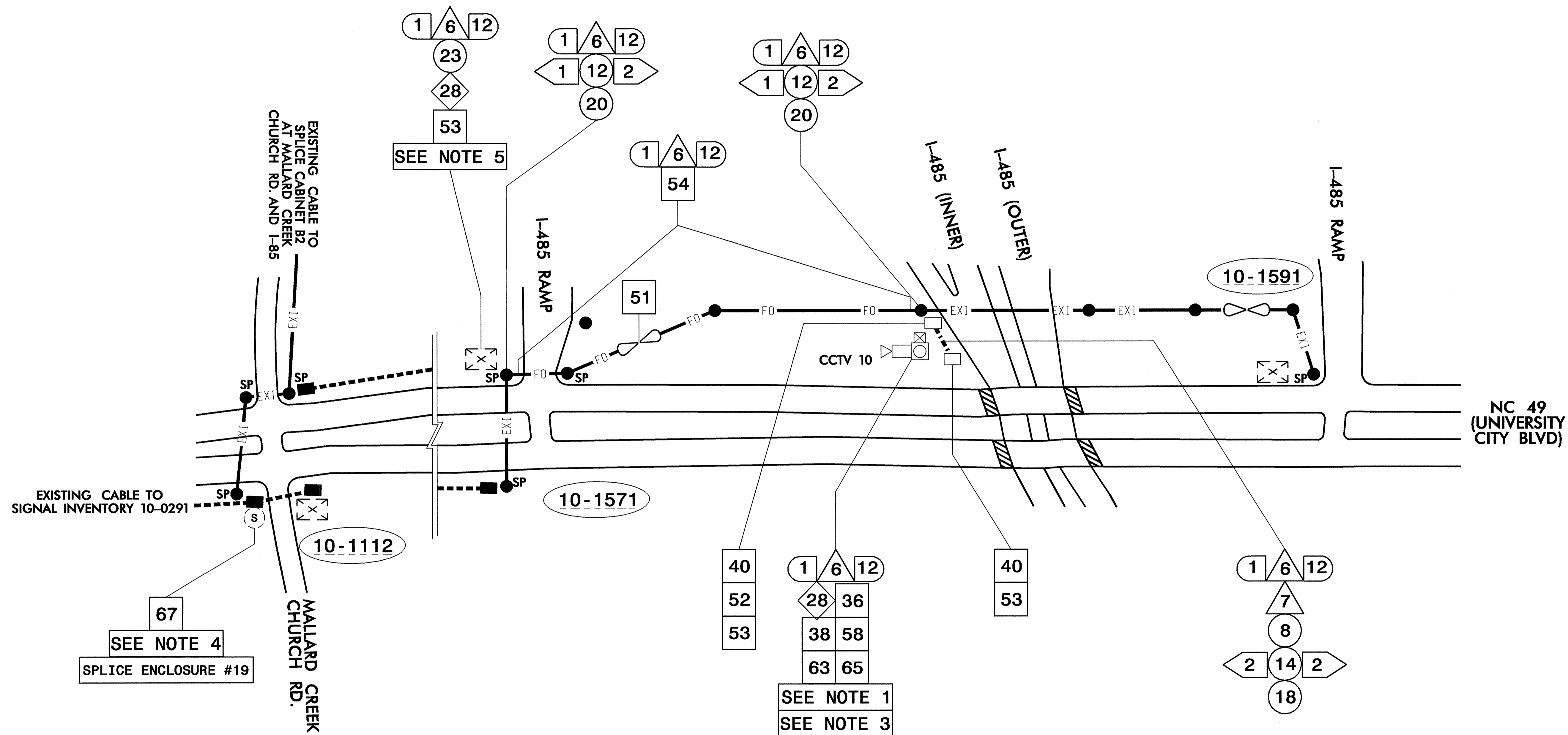
<p>Prepared in the Offices of: Traffic Engineering and Safety Systems Branch NORTH CAROLINA DEPARTMENT OF TRANSPORTATION 750 N. Greenfield Place, Garner, NC 27529</p>	<p>COMMUNICATIONS CABLE AND CONDUIT ROUTING PLANS</p>		<p>SEAL NORTH CAROLINA PROFESSIONAL ENGINEER SEAL 14543 GENE G. MURR JR.</p>
	<p>DIVISION 10 MECKLENBURG CO. CHARLOTTE</p>		
<p>PLAN DATE: DECEMBER 2007</p>	<p>REVIEWED BY: M.A. ASLAMI</p>		<p>INIT. DATE</p>
<p>PREPARED BY: S.C. WARDLE</p>	<p>REVIEWED BY: T.G. PARKER</p>		
<p>SCALE 0</p>	<p>REVISIONS</p>	<p>INIT.</p>	<p>DATE</p>
<p>SCALE</p>	<p>REVISIONS</p>	<p>INIT.</p>	<p>DATE</p>
<p>SCALE</p>	<p>REVISIONS</p>	<p>INIT.</p>	<p>DATE</p>



NOTES:

1. INSTALL METAL POLES A MINIMUM OF 30 FEET FROM THE EDGE OF TRAVEL LANE.
2. LOCATE EXISTING JUNCTION BOX WITH SPARE DROP CABLE AND ROUTE TO CABINET.
3. BOND TRACER WIRE TO EQUIPMENT GROUND BUS.

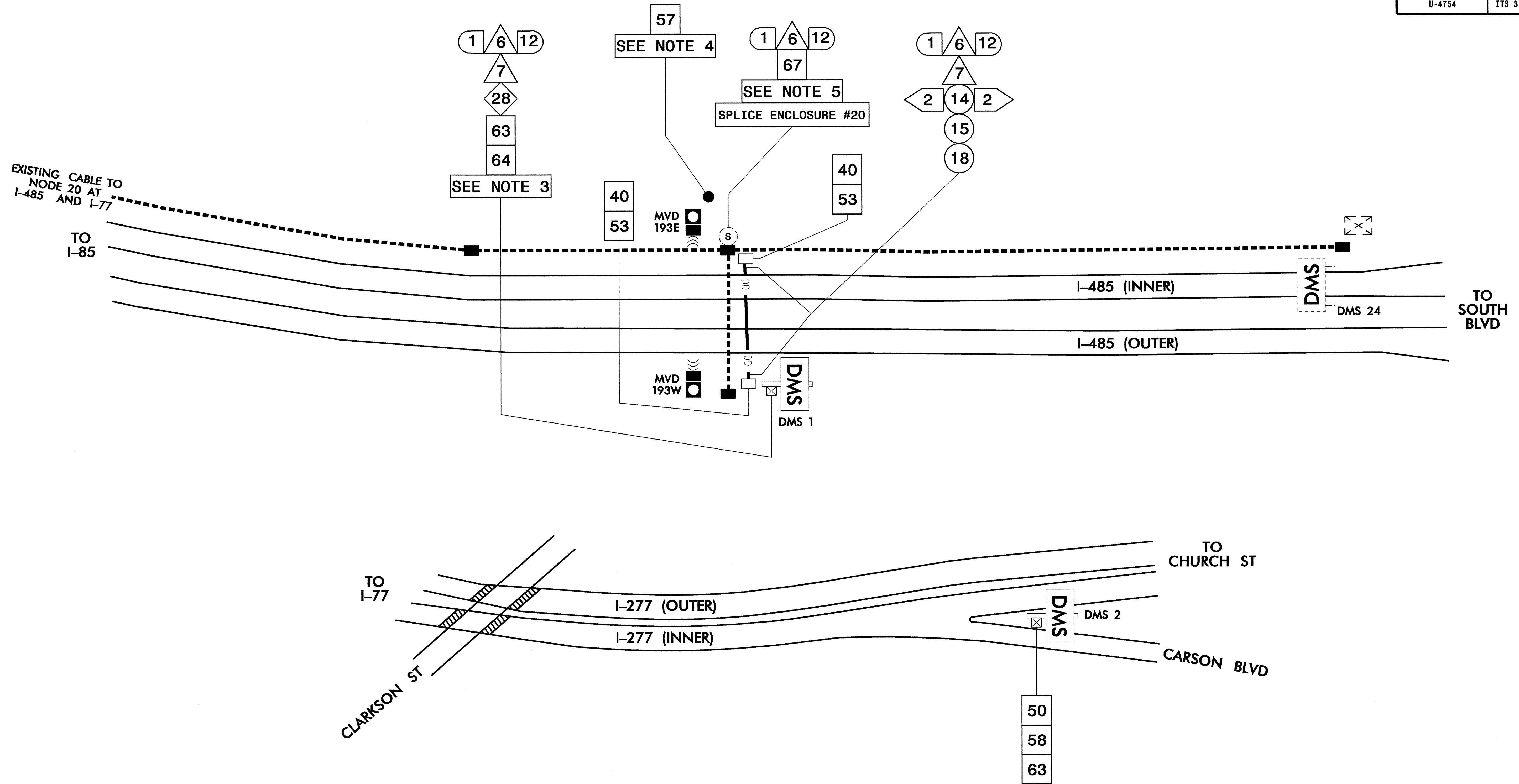
<p>Prepared in the Offices of: 750 N. Greenfield Place, Garner, NC 27529</p>	COMMUNICATIONS CABLE AND CONDUIT ROUTING PLANS		
	DIVISION 10 MECKLENBURG CO. CHARLOTTE		
PLAN DATE: DECEMBER 2007 PREPARED BY: S.C. WARDLE	REVIEWED BY: M.A. ASLAMI REVIEWED BY: T.G. PARKER	SCALE: 0 	REVISIONS: _____ INIT.: _____ DATE: _____ SIGNATURE: <i>[Signature]</i> DATE: 12-5-07



NOTES:

1. INSTALL METAL POLES A MINIMUM OF 30 FEET FROM THE EDGE OF TRAVEL LANE.
2. LOCATE EXISTING JUNCTION BOX WITH SPARE DROP CABLE AND ROUTE TO CABINET.
3. BOND TRACER WIRE TO EQUIPMENT GROUND BUS.
4. LOCATE EXISTING UNDERGROUND SPICE ENCLOSURE AND EXISTING CABLE FROM MALLARD CREEK CHURCH RD./I-85. SPICE AS SHOWN IN THE SPICE PLANS.
5. SPICE NEW 12 FIBER DROP CABLE INTO EXISTING 12 FIBER CDOT CABLE IN SIGNAL CABINET.

	COMMUNICATIONS CABLE AND CONDUIT ROUTING PLANS	
	DIVISION 10 MECKLENBURG CO. CHARLOTTE PLAN DATE: DECEMBER 2007 REVISIONS: _____ INIT. DATE: _____ PREPARED BY: S.C. WARDLE REVIEWED BY: T.G. PARKER SCALE: _____	
		SEAL NORTH CAROLINA PROFESSIONAL ENGINEER GENE C. MURR, JR. 14543 SIGNATURE: _____ DATE: 12-5-07 CADD File name: _____



NOTES:

1. INSTALL METAL POLES A MINIMUM OF 30 FEET FROM THE EDGE OF TRAVEL LANE.
2. LOCATE EXISTING JUNCTION BOX WITH SPARE DROP CABLE AND ROUTE TO CABINET.
3. BOND TRACER WIRE TO EQUIPMENT GROUND BUS.
4. INSTALL NEW CIRCUIT TO POWER PROPOSED DMS.
5. INSTALL NEW JUNCTION BOX NEAR EXISTING UNDERGROUND SPLICE ENCLOSURE. INSTALL NEW 12 FIBER DROP CABLE IN EXISTING SPLICE ENCLOSURE AND SPLICE AS SHOWN IN SPLICE PLAN.

	COMMUNICATIONS CABLE AND CONDUIT ROUTING PLANS	
	DIVISION 10 MECKLENBURG CO. CHARLOTTE PLAN DATE: DECEMBER 2007 REVIEWED BY: M.A. ASLAMI PREPARED BY: S.C. WARDLE REVIEWED BY: T.G. PARKER	
750 N. Greenfield Pkwy., Garner, NC 27529 SCALE: 0' = 1"	REVISIONS: _____ INIT. DATE _____ _____ INIT. DATE _____ _____ INIT. DATE _____	SEAL NORTH CAROLINA PROFESSIONAL ENGINEER SEAL 14543 G. G. MURPHY, JR. SIGNATURE: <i>[Signature]</i> DATE: 12-5-07 CADD File Name: